

**ACCENTRA®**  
**ASSA ABLOY**

Experience a safer  
and more open world

# COMMERCIAL PRICE LIST

## #42

## US and Canada Prices Effective February 2, 2026

### TARIFF PRICE ADJUSTMENTS EFFECTIVE:

(In Addition to Prices Herein)

**Canada Link:** [2026 Tariff Price Adjustments](#)

*THIS PRICE BOOK SUPERSEDES AND TAKES PRECEDENCE  
OVER ANY OF OUR PRODUCT CATALOGS IN TERMS OF  
PRODUCT AVAILABILITY.*

*CONTACT ASSA ABLOY ACCENTRA™ FOR PRICES AND  
AVAILABILITY OF NON-STANDARD AND SPECIAL ITEMS NOT  
LISTED IN THIS PRICE BOOK.*



LATEST REVISIONS AS OF FEBRUARY 2, 2026



UPDATES

- The 613E, BSP and WSP finishes have been moved to the higher price finish column on locks and exits.

TABLE OF CONTENTS



**TOOLS AND RULES .....5**

ASSA ABLOY Door Security Solutions® Customer Service

Business Hours & Holiday Schedule..... 6

Finish Chart..... 6

ASSA ABLOY FlashShip® Program and Locations ..... 7

Ordering Tips..... 8

Check List When Placing an Order..... 8

Key Definitions and Stamping Rules..... 9

Order Forms

Factory Non-Keyed..... 10

Stock Condensed..... 11

Master Keyed..... 12-14

Key Systems Information Request Form..... 16

Ebusiness..... 17

On-Line Order Entry..... 18

Fax Program..... 18

Terms and Conditions..... 19-21

Limited Warranty..... 22

Merchandising Aids/Display Mounts..... 24- 25

**CYLINDERS/KEYS/KEYING .....26**

Key Systems Security Policy..... 27

Customer Bittings and Sample Keys/Cross Keying..... 27

Bitting List Charges..... 28

Simple K..... 28

Keying Charges and Keys..... 29

Stamping Charges..... 30

Key Blanks and Cut Keys..... 31-32

Construction Core Program..... 33

Cylinders

Component (Cylindrical Lock)..... 34

Fixed Core Mortise..... 35

Deadlock..... 35

Fixed Core Rim..... 36

Electrical Switch..... 36

Hotel..... 36

Thumbturn..... 36

Interchangeable Core..... 37

Cores..... 37

Housing Assemblies..... 38

Rings..... 38

Plugs/Shells..... 38

Security (all types)..... 39-40

High Security (UL437)..... 41

Security Keys..... 41

Keying Kits..... 42

Cams..... 43

Cylinder/Miscellaneous Parts..... 42-44

ASSA ABLOY ACCENTRA® KeyMark® Keying Charges, Keys and Key Blanks..... 45

ASSA ABLOY ACCENTRA® KeyMark® Cylinders, Cores and Housings..... 46

ASSA ABLOY ACCENTRA® KeyMark® Cylinder Parts and Accessories..... 47-48

ASSA ABLOY ACCENTRA® KeyMark® Tools and Service Equipment..... 48

**MORTISE LOCKS .....49**

**8800 SERIES/GRADE 1/MORTISE LOCKS**

Variations..... 50

8800FL Series Mortise Locks with Lever Trim..... 51-55

8800 Series Mortise Locks with Knob Trim..... 56-57

8800FL Series Mortise Deadlocks with A/E, Cylinders & Thumbturns..... 58

8800 Series Mortise Lock Components..... 59

8800(FL) Series Mortise Lock Bodies..... 60

Trim Packs (Standard Lever Designs)..... 61

Parts..... 62-65

8800FL Series Electrified Mortise Locks..... 66-68

with Lever Trim

8800FL Series Electrified Mortise Lock Bodies..... 69

SL8800FL Series Security Mortise Locks with Lever Trim..... 70-71

**REFLECTIONS® SERIES MORTISE TRIM**

Variations..... 72

8800RL Series Mortise Locks..... 73-74

8800RL Series Mortise Lock Bodies/Trim Packs..... 75

8800RL Series Trim Parts..... 76

8800RL Series Electrified Mortise Locks..... 77

8800RL Series Electrified Mortise Lock Bodies..... 78

**INDICATOR LOCKS.....81**

**COMPETITOR MORTISE INDICATOR KITS..... 82-83**

**YPL SERIES GRADE 1 INDICATOR LOCKS**

Variations..... 82

Lever Designs, Parts..... 83

**CYLINDRICAL LOCKS.....84**

**5400LN SERIES/GRADE 1/CYLINDRICAL LEVER LOCKS**

Variations..... 85

5400LN Series Cylindrical Locks..... 86

5400LN Series Electrified Cylindrical Locks..... 87

Parts..... 88-90

**5400CK SERIES/GRADE 1/CYLINDRICAL KNOB LOCKS**

Variations..... 91

5400CK Series Cylindrical Locks..... 92

Parts..... 93

**5300LN SERIES/GRADE 2/CYLINDRICAL LEVER LOCKS**

Variations..... 95

5300LN Series Cylindrical Locks..... 96

5300LN Series Electrified Cylindrical Locks..... 97

Parts..... 98-100

**4700LN SERIES/GRADE 1/CYLINDRICAL LOCKS**

Variations..... 101

4700LN Series Cylindrical Lever Locks..... 102

4700LN Series Electrified Cylindrical Locks..... 103

Parts and Cylinders..... 100

**4600LN & 4600YC SERIES/GRADE 2/CYLINDRICAL LOCKS**

Variations..... 105

4600LN Series Cylindrical Lever Locks..... 106

4600YC Series Cylindrical Knob Locks..... 106

Parts and Cylinders..... 106

**TUBULAR LEVER LOCKS.....107**

**RL SERIES/TUBULAR LEVER LOCKS**

Variations..... 108

RL Series Tubular Locks..... 109

Parts..... 109

**AUXILIARY LOCKS/PADLOCKS.....110**

D100/D200 Series Cylindrical Deadbolts Variations..... 111

D100 & D200 Series..... 112

D100 And D200 Series Parts And Accessories..... 113

350 Series/Padlocks/Auxiliary Locks/Variations..... 114

350 Series Mortise Deadlocks..... 115

Auxiliary Latch..... 115

Auxiliary Locks..... 116

TABLE OF CONTENTS



|   |            |
|---|------------|
| Padlocks                                      |            |
| PD400 Series                                  | 117        |
| PD500 Series                                  | 118        |
| PD600 Series                                  | 119        |
| <b>EXIT DEVICES</b>                           | <b>120</b> |
| <b>7000 SERIES/ARCHITECTURAL EXIT DEVICES</b> |            |
| Variations                                    | 121        |
| How to Order                                  | 122        |
| Mechanical Options                            | 123        |
| 7100 Series Exit Devices                      | 123        |
| 7100 Series Trim                              | 124-126    |
| 7130 Series Mortise Exit Devices              | 127        |
| 7130 Series Trim                              | 128        |
| 7200 Series Narrow Stile Exit Devices         | 129        |
| 7200 Series Trim                              | 130        |
| 7000 Series Electrified Exit Devices Options  | 131        |
| 7000 Series Alarm Kits                        | 131        |
| 7000 Series Delayed Egress                    | 132        |
| Cylinders                                     | 133-134    |
| Miscellaneous                                 | 134-136    |
| Removable Mullions                            | 137-138    |
| <b>6000 SERIES/ARCHITECTURAL EXIT DEVICES</b> |            |
| Variations                                    | 139        |
| How to Order                                  | 140        |
| Mechanical Options                            | 141        |
| 6100ED Series Exit Devices                    | 142        |
| 6100ED Series Trim                            | 142-144    |
| 6130ED Series Mortise Exit Devices            | 145        |
| 6130ED Series Trim                            | 146        |
| 6200 Series Narrow Stile Exit Devices         | 147        |
| 6200 Series Trim                              | 148        |
| 6000 Series Electrified Exit Devices Options  | 149        |
| 6000 Series Alarm Kits                        | 149        |
| Cylinders                                     | 150-151    |
| Miscellaneous                                 | 152-153    |
| Removable Mullions                            | 154-155    |
| <b>2100 SERIES/FLATBAR EXIT DEVICES</b>       |            |
| Variations                                    | 157        |
| How to Order                                  | 158        |
| 2100 Series Exit Devices                      | 159        |
| 2100 Series Trim                              | 160-161    |
| Cylinders                                     | 162        |
| Miscellaneous                                 | 163        |
| Removable Mullions                            | 164        |
| <b>1800 SERIES/FLATBAR EXIT DEVICES</b>       |            |
| Variations                                    | 165        |
| How to Order                                  | 166        |
| 1800 Series Exit Devices                      | 167        |
| 1800 Series Trims                             | 167        |
| Cylinders and Miscellaneous                   | 168        |
| Mullions                                      | 169        |
| Mullion Parts                                 | 169        |
| <b>1500 SERIES/TRADITIONAL EXIT DEVICES</b>   |            |
| Variations                                    | 171        |
| How to Order                                  | 172        |
| 1500 Series Exit Devices                      | 173        |
| 1500 Series Trim                              | 174-175    |
| Cylinders                                     | 176        |
| Miscellaneous                                 | 177        |
| Removable Mullions                            | 178        |

|   |            |
|---|------------|
| <b>DOOR CLOSERS</b>                             | <b>179</b> |
| <b>5800 SERIES/CAST IRON DOOR CLOSERS</b>       |            |
| 5800 Series Door Closers and Parts              | 180        |
| <b>4400 SERIES / INSTITUTIONAL DOOR CLOSERS</b> |            |
| Variations                                      | 181        |
| 4400/4400S Series Closers                       | 182        |
| Accessories                                     | 183        |
| Closer Bodies and Screw Packages                | 184        |
| Arms and Arm Assemblies                         | 185-188    |
| Track Assemblies and Parts                      | 189        |
| <b>3000 SERIES / ARCHITECTURAL DOOR CLOSERS</b> |            |
| Variations                                      | 190        |
| 3101/3301 Series Closers                        | 191        |
| 3501 Series Closers                             | 192        |
| Accessories                                     | 193        |
| Closer Bodies and Screw Packages                | 194        |
| Arms and Arm Assemblies                         | 195-197    |
| <b>2700 SERIES / ARCHITECTURAL DOOR CLOSERS</b> |            |
| 2700 Series Door Closer and Parts               | 198        |
| <b>51 SERIES / INDUSTRIAL DOOR CLOSERS</b>      |            |
| Variations                                      | 199        |
| 51 Series Closer                                | 200        |
| Accessories                                     | 201        |
| Closer Bodies and Screw Packages                | 202        |
| Arms and Arm Assemblies                         | 203        |
| <b>1100 SERIES / INDUSTRIAL DOOR CLOSERS</b>    |            |
| 1100 Series Door Closer and Parts               | 204        |
| <b>1900 SERIES / TRADITIONAL DOOR CLOSERS</b>   |            |
| Variations                                      | 205        |
| 1900 Series Closers and Accessories             | 206        |
| Arms and Arm Assemblies                         | 207        |
| Screw Packages                                  | 208        |
| <b>YDC200 SERIES / ECONOMY DOOR CLOSERS</b>     |            |
| YDC200 Series Door Closer and Parts             | 209        |
| <b>ELECTRIFIED PRODUCTS</b>                     | <b>210</b> |
| Door Alarm                                      |            |
| SDA16 Door Alarm, Options and Cylinders         | 211        |
| Accessories                                     | 212        |
| <b>NEXTTOUCH®</b>                               | <b>213</b> |
| nexTouch® Cylindrical Lock                      |            |
| Variations                                      | 214        |
| Cylinders                                       | 215        |
| Accessories                                     | 216        |
| nexTouch® Sectional Mortise Lock                |            |
| Variations                                      | 217        |
| Lock Body                                       | 219        |
| Cylinders                                       | 220        |
| Accessories                                     | 221        |
| nexTouch® Exit Trim                             |            |
| Variations                                      | 222        |
| Lock Body                                       | 223        |
| Cylinders                                       | 224        |
| Accessories                                     | 225        |

## TOOLS AND RULES TABLE OF CONTENTS

|  |                        |
|--|------------------------|
| <a href="#">ASSA ABLOY Door Security Solutions® Customer Service Business Hours &amp; Holiday Schedule .....</a> | <a href="#">6</a>      |
| <a href="#">Finish Chart .....</a>   | <a href="#">6</a>      |
| <a href="#">ASSA ABLOY FlashShip® Program and Locations .....</a>  | <a href="#">7</a>      |
| <a href="#">Ordering Tips .....</a>  | <a href="#">8</a>      |
| <a href="#">Check List When Placing an Order .....</a>   | <a href="#">8</a>      |
| <a href="#">Key Definitions and Stamping Rules .....</a>   | <a href="#">9</a>      |
| Order Forms  |                        |
| <a href="#">Factory Non-Keyed .....</a>  | <a href="#">10</a>     |
| <a href="#">Stock Condensed .....</a>  | <a href="#">11</a>     |
| <a href="#">Master Keyed .....</a>   | <a href="#">12-14</a>  |
| <a href="#">Key Systems Information Request Form .....</a>   | <a href="#">16</a>     |
| <a href="#">Ebusiness .....</a>  | <a href="#">17</a>     |
| <a href="#">On-Line Order Entry .....</a>  | <a href="#">18</a>     |
| <a href="#">Fax Program .....</a>  | <a href="#">18</a>     |
| <a href="#">Terms and Conditions .....</a>   | <a href="#">19-21</a>  |
| <a href="#">Limited Warranty .....</a>   | <a href="#">22</a>     |
| <a href="#">Merchandising Aids/Display Mounts .....</a>  | <a href="#">24- 25</a> |

## BUSINESS HOURS



### ASSA ABLOY ACCENTRA® CUSTOMER SERVICE

8:00AM – 6:00PM M-Th (Eastern)  
8:00AM – 5:00PM Fr (Eastern)  
225 Episcopal Road  
Berlin, CT 06037-4004  
Telephone: (855) 557-5078  
Fax #: (860) 338-0965  
[customerservice.accentra@assaabloy.com](mailto:customerservice.accentra@assaabloy.com)  
[orders.accentra@assaabloy.com](mailto:orders.accentra@assaabloy.com)

### SPECIFIC WHO'S WHO CONTACTS

<https://content.assaabloyusa.com/doc/AADSS1217921>

### TECHNICAL PRODUCT SUPPORT

8:00AM – 6:00PM M-Th (Eastern)  
8:00AM – 5:00PM Fr (Eastern)  
Telephone #: (855) 557-5078  
[techsupport.accentra@assaabloy.com](mailto:techsupport.accentra@assaabloy.com)

### ELECTRIFIED TECHNICAL PRODUCT SUPPORT

8:00AM – 6:00PM M-Th (Eastern)  
8:00AM – 5:00PM Fr (Eastern)  
Telephone #: (800) 810-WIRE (9473)  
Fax #: (203) 603-5981

### ASSA ABLOY DOOR SECURITY SOLUTIONS CANADA CUSTOMER SERVICE - VAUGHAN

8:00 a.m. – 4:30 p.m. (Eastern)  
160 Four Valley Drive  
Vaughan ON L4K 4T9  
Telephone #: (800) 461-3007  
Fax #: (800) 461-8989

## HOLIDAY SCHEDULE\*

ASSA ABLOY ACCENTRA® Customer Service - will be CLOSED on the following holidays:

- January 1, 2026
- January 2, 2026
- February 16, 2026
- April 3, 2026
- May 25, 2026
- July 3, 2026
- September 7, 2026
- November 26, 2026
- November 27, 2026
- December 24, 2026
- December 25, 2026

ASSA ABLOY Door Security Solutions Customer Service - Vaughan

January 1, 2026  
February 16, 2026  
April 3, 2026  
May 18, 2026  
July 1, 2026  
August 3, 2026  
September 7, 2026  
October 12, 2026  
December 24, 2026  
December 25, 2026  
December 28, 2026  
December 31, 2026

Technical Product Support will be CLOSED on the following holidays:

- January 1, 2026
- January 2, 2026
- February 16, 2026
- April 3, 2026
- May 25, 2026
- July 3, 2026
- September 7, 2026
- November 26, 2026
- November 27, 2026
- December 24, 2026
- December 25, 2026

\*Dates subject to change.

## FINISH CHART

| ANSI/BHMA CODE | FINISH DESCRIPTION                      |
|----------------|---|
| 600            | Primed for Painting                     |
| 605            | Bright Brass, Clear Coated              |
| 606            | Satin Brass, Clear Coated               |
| 611            | Bright Bronze, Clear Coated             |
| 612            | Satin Bronze, Clear Coated              |
| 613E           | Dark Oxidized Satin Bronze - equivalent |
| 618            | Bright Nickel Plated, Clear Coated      |
| 619            | Satin Nickel Plated, Clear Coated       |
| 625            | Bright Chrome Plated                    |
| 626            | Satin Chrome Plated                     |
| 629            | Bright Stainless Steel                  |

| ANSI/BHMA CODE | FINISH DESCRIPTION      |
|----------------|-------------------------|
| 630            | Satin Stainless Steel   |
| 689            | Aluminum Painted        |
| 690            | Dark Bronze Painted     |
| 691            | Light Bronze Painted    |
| 693            | Black Painted           |
| 694            | Medium Bronze Painted   |
| 695            | Dark Bronze Painted     |
| 696            | Satin Brass Painted     |
| BSP            | Black Suede Powder Coat |
| WSP            | White Suede Powder Coat |

### SPECIAL FINISHES:

\* Contact factory for availability  
\* 50 piece minimum order for non-standard sprayed or powder coat finishes.  
Additional charge per closer will be added to net/net charge

Net add \$61.00  
per closer

## ASSA ABLOY FLASHSHIP® PROGRAM

**ACCENTRA®**  
**ASSA ABLOY**

# 7 Brands...One Invoice in a Flash!

The ASSA ABLOY FlashShip® program, with products from your favorite brands of ASSA ABLOY ACCENTRA®, Markar, McKinney, Norton, Pemko, Rixson and Rockwood, offers the convenience of placing ONE purchase order coupled with 24-hour processing. Same day order entry and eligibility for buying program discounts makes this your one-stop for these popular products!

### What types of products are available on the FlashShip program?

- Markar, McKinney and Pemko continuous and architectural hinges
- Pemko thresholds, gasketing, and aluminum geared hinges
- Rixson pivots, stops and holders
- Rockwood door hardware and trim
- Norton door controls
- ASSA ABLOY ACCENTRA® mortise locks, Grade 1 and Grade 2 cylindrical locks/deadbolts, exit devices, door closers, nexTouch® keypad access locks and others

### How do I place an order?

#### FlashShip WebShop

FlashShip WebShop makes ordering your favorite ASSA ABLOY products easier than ever before.

Enhancements include:

- User-friendly interface for simplified navigation
- High resolution product images for easy identification
- Several ways to shop: search by keyword or filter by product type
- Streamlined order processing for quick checkout
- Saved order history - reorder in just a few clicks
- Helpful ordering tools including Quick Order, multiple carts, and lists

#### Traditional Order Submittal.

1. Use the FlashShip Order Form found in the current FlashShip program catalog  
OR prominently indicate "FlashShip Program" on purchase order
2. Use the part numbers listed in the FlashShip catalog to indicate products
3. Email to FlashShip@assaabloy.com

#### Notes:

- Prepaid freight on orders over \$2,000.00
- Only products listed in the FlashShip program catalog are eligible
- Reference the program catalog for a complete list of Terms & Conditions

## FlashShip®



## ASSA ABLOY FLASHSHIP® LOCATIONS

### 1-877-888-2772

FlashShip@assaabloy.com

#### FlashShip East

225 Episcopal Rd.  
Berlin, CT 06037

#### FlashShip South

825 Riverside Parkway  
Suite 100  
Austell, GA 30168

#### FlashShip Kent

20112 72nd Ave S  
Kent, WA 98032

#### FlashShip Orlando

2675 Directors Row  
Orlando, FL 32809

#### FlashShip West

5678 Concours  
Ontario, CA 91764

#### FlashShip Chicago

235 East Lies Road  
Carol Stream, IL 60188

#### FlashShip Dallas

1451 Interstate 30  
Mesquite, TX 75150

#### FlashShip Mid Atlantic

7071 Dorsey Run Road  
Elkridge, MD 21075

#### FlashShip Houston

5500 N Sam Houston Pkwy W  
Suite 300  
Houston, TX 77086

#### FlashShip Hayward

26235 Research Rd.  
Hayward, CA. 94545

#### FlashShip Phoenix

5858 W Lower Buckeye Rd, Suite 101  
Phoenix, AZ 85043



## ORDERING TIPS



- Please submit ASSA ABLOY FlashShip® Product Orders and Plant Product Orders on separate order forms.
- Please use FlashShip® Order Forms for all FlashShip® Product Orders and include FlashShip® Part Numbers.
- Order Forms are included in the ASSA ABLOY ACCENTRA® Price Book and at [www.accentra-assaabloy.com](http://www.accentra-assaabloy.com).
- Please include Job Name and Registry Number for all contract orders.
- Keyed Lead Sheets A and B are required for contract orders that require Master Keying.
- Remember to include Keysets on all contract orders.
- Be sure to include Handing for mortise locks and exit devices.
- Be sure to include Design.
- Be sure to include Finish.

## ORDERING TIP ADMINISTRATIVE DOCUMENTATION

When submitting purchase orders for processing, please remember that certain cylinder types and/or keyways require additional administrative documentation before the order can be entered.

Purchase orders will be held and questioned if the following keyway/cylinder types do not have the proper administrative documentation submitted with each purchase order:

- ASSA ABLOY ACCENTRA® KeyMark® products
- Security cylinders and keys
- High security cylinders and keys

All of the above product types must be accompanied by additional administrative documents unless they are shipping direct to the end user facility. These administrative documents include, but may not be limited to, the following:

- Letter of Authorization – must be submitted on the end user facility letterhead, dated and signed by an authorized individual from the facility. Letter must be quantity-specific for certain product types. ASSA ABLOY ACCENTRA® does not keep letters of authorization on file.

## CHECKLIST

### Before placing your order, check for the following ...

- Purchase Order on Company Letterhead
- Purchase Order is Legible
- Purchase Order Number
- Account Number
- Ship To Address
- Contact Person for additional information requirements
- Pricing Requirements – Buying Program or Quote (please attach)
- FlashShip® Order (FlashShip® Order Form or FlashShip® #'s Included)
- Contract Order (Keyed Lead Sheets attached)
- Keysets for ALL Keyed Product
- Handing (if applicable)
- Design (if applicable)
- Backset & Strike (if applicable)
- Finish (if applicable)



## KEY STAMPING DEFINITIONS AND RULES

Below are stamping codes and their definitions:

| Code | Definition  |
|------|---|
| VKC0 | No keyset, registry number, or bitting stamping any keys. Includes master keys and change keys. Keys will be stamped with keyway designation. (Keys will be tagged.)  |
| VKC1 | Master keys stamped with their keyset symbol and registry number. Change keys stamped with their keyset symbol. (Standard for high security, security and ASSA ABLOY ACCENTRA® KeyMark® cylinders.)   |
| VKC2 | Master keys stamped with their keyset symbol and registry number. Change keys stamped with their keyset symbol. Cylinders stamped with their keyset symbol on the face of the plug. (Not available for high security cylinders, security cylinders or ASSA ABLOY ACCENTRA® KeyMark®.) |
| VKC3 | Master keys stamped with their keyset symbol and registry number. Change keys stamped with their bitting. Cylinders stamped with their keyset symbol on the face of the plug. (Not available for high security cylinders, security cylinders or ASSA ABLOY ACCENTRA® KeyMark®.)       |
| CKC2 | Master keys stamped with their keyset symbol and registry number. Change keys stamped with their keyset symbol. Cylinders stamped with their keyset symbol in a concealed location.   |
| CKC3 | Master keys stamped with their keyset symbol and registry number. Change keys stamped with their bitting. Cylinders stamped with their keyset symbol in a concealed location. (Not available for high security cylinders, security cylinders or ASSA ABLOY ACCENTRA® KeyMark®.)       |

The following examples indicate what will be stamped on the thumb (logo) side of the keys when the codes are used. (Thumb side is determined by holding the key normally in your right hand.)

### 1. KEYS FOR MASTER KEYED CYLINDERS

#### A. Master Keys:

| Code                            | Stamping                  | Location                | Example             |
|---------------------------------|---------------------------|-------------------------|---------------------|
| VKC0                            | NONE                      | -----                   | Keys will be tagged |
| VKC1, VKC2, VKC3, CKC3, or CKC3 | Registry Number<br>Keyset | Top Line<br>Bottom Line | R69596<br>GMA       |
| No VKC or CKC                   | Registry Number<br>Keyset | Top Line<br>Bottom Line | R69596<br>GMA       |

#### B. Change Keys:

| Code                         | Stamping                 | Location                | Example             |
|------------------------------|--------------------------|-------------------------|---------------------|
| VKC0                         | NONE                     | -----                   | Keys will be tagged |
| VKC1, VKC2 or CKC2           | Keyset<br>NONE           | Top Line<br>Bottom Line | AA1                 |
| VKC3, CKC3 or No VKC, No CKC | System + Bitting<br>NONE | Top Line<br>Bottom Line | E253653             |

### 2. CHANGE KEYS FOR KEYED RANDOM CYLINDERS

| Code | Stamping                 | Location                | Example |
|------|--------------------------|-------------------------|---------|
| N/A  | System + Bitting<br>NONE | Top Line<br>Bottom Line | E253653 |

### 3. CHANGE KEYS FOR 0-BITTED CYLINDERS

| Code | Stamping | Location | Example |
|------|----------|----------|---------|
|      | NONE     |          |         |

In addition, other standard practices for stamping ASSA ABLOY ACCENTRA® keys are:

- For all ASSA ABLOY ACCENTRA® keys the keyway is stamped on the index finger side (non-logo side) of the key.
- The keyway will not be stamped on the key for stock keyway (Para), or keys for security cylinder, high security cylinders or ASSA ABLOY ACCENTRA® KeyMark®.
- "Do Not Duplicate" or any special stamping will be stamped on the index finger side (non-logo side) of the key.
- The ASSA ABLOY ACCENTRA® logo is standard on all keys unless otherwise requested.
- VKC1 is standard for all keys for high security cylinders, security cylinders and ASSA ABLOY ACCENTRA® KeyMark®.
- VKC2, VKC3 or CKC3 is not available with high security cylinders, security cylinders or ASSA ABLOY ACCENTRA® KeyMark®.
- All ASSA ABLOY ACCENTRA® KeyMark keys are coined on the index finger side of the key with the ASSA ABLOY ACCENTRA® logo. All stamping is done on the thumb side.





MASTER KEY ORDER LEADSHEET



Note: Only One Leadsheet/Key System Per Purchase Order

\*Required Information

Acc#\* : Distributor Name\* : P.O. #\* :

End User Facility Name\*: Contact Name:

Job/Building Name\*: Phone/email:

End User Address\*:

City\*: State\*: Zip Code\*:

Section 1: System Status

☐ New

☐ Existing (provide any below)

REG#\*: TMK Biting and Keyway \*\*: Prior Order #\*:

*\*\*Used to locate proper Registry # ONLY. All other order requirements must be identified in sections below.*

*For Order with Field Specified Bittings provide information with PO. See Price Book for possible extra charges.*

Section 2: System Type and Design (For New Systems ONLY)

Select System Type, Number of Pins and Level of System and add required future expansions horizontally.

To Select Cylinder Features See Section #6

For Actual Cut Key quantities see Section #7

☐ Conventional    ☐ ASSA ABLOY ACCENTRA® KeyMark®    ☐ SFIC A2    ☐ SFIC A4

(ASSA ABLOY ACCENTRA® Std, IC, SEC)

☐ 5 Pins    ☐ 6 Pins    ☐ 7 Pins

| Expansions →                       | Number of Change<br>Keys per Master | Number of<br>Masters per Grand | Number of Grands<br>per Great Grand | Top Master<br>Key Level |
|------------------------------------|-------------------------------------|--------------------------------|-------------------------------------|-------------------------|
| Level 1 <input type="checkbox"/>   |                                     | —                              | —                                   | —                       |
| ***Level2 <input type="checkbox"/> |                                     | —                              | —                                   | Master                  |
| Level3 <input type="checkbox"/>    |                                     |                                | —                                   | Grand                   |
| Level4 <input type="checkbox"/>    |                                     |                                |                                     | Great Grand             |

\*\*\* For Level 2 systems ONLY, the Numbers in the Keyset Symbol comes **before** the Letters (Example: **1**AA, **2**AA, **3**AA...)

Section 3: KEYWAY

ASSA ABLOY ACCENTRA® Manufacturing will assign keyways unless customer specific keyway is noted below.

**Use of High Security and ASSA ABLOY ACCENTRA® KeyMark® keyways have to be pre-authorized by ASSA ABLOY ACCENTRA® Key Record**

☐ Customer Specified keyway:

Section 4: CROSS KEYING

All Cross Keyed Cylinders need to have keysets with leading "X" on P.O. Example: XAA1

For all Cross Keyed Cylinders, Keysets Operated By (OBY) conditions need to be provided below.

| Keyset | Operated By Conditions | Keyset | Operated By Conditions |
|--------|------------------------|--------|------------------------|
|        |                        |        |                        |
|        |                        |        |                        |
|        |                        |        |                        |

Section 5: AUTHORIZATION

Security, High Security and ASSA ABLOY ACCENTRA® KeyMark® Products Require Authorization

For **NEW** ASSA ABLOY ACCENTRA® KeyMark® systems include the **System Information Document** with your P.O.

[Click here for template](#)

For **EXISTING** systems, if cylinders, keys, keyblanks or biting lists are NOT shipping directly to end user, please provide authorization documents in the form of Letter of Authorization (LOA) or through the ROA Portal



## MASTER KEY ORDER LEADSHEET (CONT.)

P.O. #\* : \_\_\_\_\_

### Section 9: PACKING INSTRUCTIONS FOR KEYS PRODUCED with PRODUCT

*When ordered as CMK keys will be packed and shipped separately from product at no charge*

- ☐ Pack Keys with Product (Standard)      ☐ Pack Keys Separately - see Price Book for charges

### Section 10: SHIPPING INSTRUCTIONS FOR CHANGE KEYS

Name: \_\_\_\_\_ Address: \_\_\_\_\_

Att To: \_\_\_\_\_ City: \_\_\_\_\_ State: \_\_\_\_\_ Zip: \_\_\_\_\_

### Section 11: SHIPPING INSTRUCTIONS FOR ANY LEVEL MASTER KEYS (Includes GGGM, GGM, GM, Masters, Sub Masters, Control and Emergency Keys)

Name: \_\_\_\_\_ Address: \_\_\_\_\_

Att To: \_\_\_\_\_ City: \_\_\_\_\_ State: \_\_\_\_\_ Zip: \_\_\_\_\_

### Section 12: SHIPPING INSTRUCTIONS FOR CONSTRUCTION MASTER KEYS (MK'ed or TEMPs)

Name: \_\_\_\_\_ Address: \_\_\_\_\_

Att To: \_\_\_\_\_ City: \_\_\_\_\_ State: \_\_\_\_\_ Zip: \_\_\_\_\_

### Section 13: SHIPPING INSTRUCTIONS FOR KEYBLANKS

Name: \_\_\_\_\_ Address: \_\_\_\_\_

Att To: \_\_\_\_\_ City: \_\_\_\_\_ State: \_\_\_\_\_ Zip: \_\_\_\_\_

### Section 14: SHIPPING INSTRUCTIONS FOR CORES

Name: \_\_\_\_\_ Address: \_\_\_\_\_

Att To: \_\_\_\_\_ City: \_\_\_\_\_ State: \_\_\_\_\_ Zip: \_\_\_\_\_

### Section 15: SHIPPING INSTRUCTIONS FOR BITTING LIST

If Bitting List is required, please mark how you want to receive them and provide shipping instructions

- ☐ Include Keysets that were ordered with product on this PO (no charge)  
☐ Expanded bitting list. See Price Book for additional charges (Please provide requirements): \_\_\_\_\_

- ☐ Excel (via EMAIL)      ☐ PDF (via EMAIL)      ☐ Paper (via UPS)

E-mail: \_\_\_\_\_ Att To: \_\_\_\_\_

Name: \_\_\_\_\_ Address: \_\_\_\_\_

Att To: \_\_\_\_\_ City: \_\_\_\_\_ State: \_\_\_\_\_ Zip: \_\_\_\_\_

### Section 16: SHIPPING INSTRUCTIONS FOR KEY WIZARD or SIMPLE K DOWNLOAD FILES

Download files are delivered via email.

If Download file is required, please mark below and provide shipping instructions

- ☐ Include Keysets that were ordered with product on this PO  
☐ Expanded list (Please provide requirements): \_\_\_\_\_

E-mail (for download files) \_\_\_\_\_

### Section 17: CONTACT INFORMATION FOR INDIVIDUAL COMPLETING THIS FORM

Name: \_\_\_\_\_

Phone: \_\_\_\_\_

E-mail: \_\_\_\_\_





## KEY SYSTEMS INFORMATION REQUEST FORM

**ACCENTRA®**  
**ASSA ABLOY**

Please fax to Key Systems Administration @ 800-338-0965

Date: \_\_\_\_\_

### Key Systems Information

\*Registry Number: \_\_\_\_\_

\*Job Name and Location: \_\_\_\_\_

\*Keyway: \_\_\_\_\_ Top Master Key Bitting: \_\_\_\_\_

Any Other Known System Information:

Information Requested:

Requested By: \_\_\_\_\_

Phone: \_\_\_\_\_ Fax: \_\_\_\_\_ Email: \_\_\_\_\_

Agency/Distributor Name: \_\_\_\_\_

Key System Administration Response:

**Please attach a Letter of Authorization from the end user if requesting bitting information.**  
**\*Required Information**

## ASSA ABLOY CONNECT

Manage every aspect of your ASSA ABLOY account all in one place ---  
<https://connect.assaabloy.com> (login & new user registration)

### Orders

- Order management
- Expedite request status
- Customer Care Forms (CCF) status
- Return Goods Authorization (RGA) status
- CCF and RGA requests
- Access to all marketing and technical collateral

### Billing and Credit

- Invoices
- Payments
- Credit memos
- Account statements

### Online Orders:

- Online order entry
- ASSA ABLOY FlashShip® webshop

### Project Management

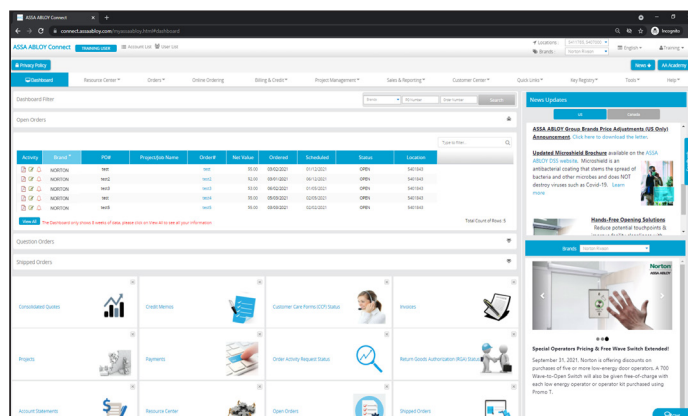

- Consolidated quotes
- Projects
- Keying consultation

### Sales and Reporting

- Monthly sales
- Sales program reporting

### Other Important Info

- Order guidelines
- Policies and procedures
- Buying programs
- Lead times



## WEBSITE

The latest product information, documentation and support tools are posted on [www.accentra-assaabloy.com](http://www.accentra-assaabloy.com), including:

- Catalogs
- Price Book
- Installation Instructions
- Templates
- Wiring Diagrams
- Warranties
- Brochures & Sell Sheets
- Videos

## KEY SYSTEM DESIGN STUDIO

**ACCENTRA®**  
**ASSA ABLOY**

The ASSA ABLOY Key System Design Studio is an online portal that walks the user step-by-step through the master key system design process. With intuitive customer interface and enhanced features, the Key System Design Studio eliminates missing information, speeding up system creation and order processing. The system asks the user to answer specific questions about the systems parameters and functionality, ensuring that all required information is captured and that the system created is optimized for the customer's needs.

### Benefits:

- Eliminates need to fill out paper forms with easy to use online portal
- Eliminates missing information which can delay system creation and order processing
- Streamlines the master key system request process with intuitive user interface

### Features:

- **Drag and drop keying tree** – easily sort and change keying tree to desired configuration
- **Dynamic upload** – users can upload their own door and key schedules for automatic population into a new system
- **Dynamic download** – users can download systems they have created any time without having to contact the master key department
- **Easy order submission** - save processing time by submitting product order along with the system request.

### To access the Key System Design Studio:

Visit ASSA ABLOY Connect at <https://connect.assaabloy.com/>.  
(New users must register for an account)

For assistance or a demonstration, contact ASSA ABLOY Customer Support at 1-800-377-3948.

Select desired system parameters

Download system schematic or doors list

Submit product order along with system request

## TERMS & CONDITIONS

### ACCEPTANCE

ASSA ABLOY ACCENTRA® reserves the right to decline an order, in whole or in part, when the type or quantity of goods or credit worthiness of the Purchaser is not satisfactory to us in our sole and absolute discretion.

Purchase Orders, Quote requests, Acknowledgements or the like issued by the Purchaser that have contrary standard terms and conditions are not binding on ASSA ABLOY ACCENTRA®, unless such terms and conditions are approved in a separate written agreement by ASSA ABLOY ACCENTRA® authorized representatives. In the event of an acceptance of Purchaser's Purchase Order by ASSA ABLOY ACCENTRA®, the Purchaser agrees that such acceptance is solely conditioned on Purchaser's acceptance of the terms and conditions set forth in this instrument, regardless of the terms and conditions specified in Purchaser's Purchase Order. The terms and conditions in Purchaser's Purchase Order which conflict with the terms and conditions of this instrument shall be disregarded and are hereby rejected, and this instrument shall constitute the entire agreement between ASSA ABLOY ACCENTRA® and the Purchaser.

In the event that ASSA ABLOY ACCENTRA® does not enforce or require strict performance of any term or condition hereof, or of any other document, instrument or other agreement relating to goods sold, such lack of enforcement or requirement of strict performance will not waive, affect or diminish any right of ASSA ABLOY ACCENTRA® to enforce or require strict performance of such term or condition in the future.

### PRICES

All prices are subject to change without notice and are not guaranteed.

Price Adjustments and/or Surcharges may be necessary due to a change in laws, including but not limited to, tariffs, duties and surtaxes. Any price change, if applicable, are in addition to any regularly announced price adjustments and are subject to implementation without advanced notice.

Possession of this price list does not constitute an agreement to sell. We reserve the right to correct any errors at any time.

### TERMS

Invoices dated the 1st through the 15th will be due for 2% discount on the \*10th of the following month. Invoices dated the 16th through the 31st will be due for 2% discount on the \*25th of the following month. \*Net immediately thereafter. (ASSA ABLOY ACCENTRA® retains the right to sell or to decline to sell to any Customer for any reason whatsoever that in its judgment is deemed sufficient.)

It is understood that ASSA ABLOY ACCENTRA® may impose and charge a finance charge which is the lesser of one and one-half percent (1-1/2%) per month or the highest rate allowed by law on any amount which becomes past due and delinquent. Additionally the Customer shall be responsible for all collection costs, court costs and reasonable attorney's fees (where allowed by law) in connection with the recovery of any delinquent amount.

### FREIGHT

All orders are shipped FOB factory/warehouse, except as expressly provided below. When delivered to the Transportation Company, the Purchaser assumes the risk of loss or damage in transit.

Customer orders with net product value in excess of \$7,000.00 will be shipped prepaid by the ASSA ABLOY ACCENTRA® carrier of choice to a single destination point in the United States.

Customer orders with net product value less than \$7,000.00 will be shipped prepaid by the ASSA ABLOY ACCENTRA® carrier of choice and freight and handling charges will be added to the customer's invoice. A minimum freight and handling charge of \$15.00 will be charged on orders with net product value of \$400.00 or less. The minimum freight and handling charge will not apply to orders for only Cut (bitted) keys of any type, Master keys, Master keyed cylinders or padlocks and factory generated biting lists that do not have any other product types included on the order. Freight on these orders will be charged as the percentage of invoice value.

For orders with net product value greater than \$400.00 and less than \$7,000.00, freight charges will be calculated as a percentage of the net invoice value and will be added to Customer's invoice. The percentage is based on the National U.S. Average On Highway Diesel Fuel Prices as reported by the US Department of Energy in effect at the beginning of each month. The new rate will be published on the ASSA ABLOY ACCENTRA® extranet and will go into effect for shipments beginning on the 1st day of the month. Please refer to the extranet for the rate chart and information on the current freight charge percentage.

Great Grand Master keys, Grand Master keys, Master keys, Construction Master keys, Control Keys, and Change Keys which are shipped separate from customer order for security reasons, on orders with total net product value in excess of \$7,000.00 will be shipped prepaid by the ASSA ABLOY ACCENTRA® carrier of choice. If the total order value is less than \$7,000.00, the shipping charges will be added to Customer's invoice.

Expedited shipping options – If the customer requests an expedited method of shipment such as "Next Day Air" the charges will be prepaid by ASSA ABLOY ACCENTRA® and the full rate for the service, as published by the carrier, will be added to the customer's invoice.

Packing – ASSA ABLOY ACCENTRA® will pack, mark and ship the products according to its standard procedures for shipment, unless the parties agree, in writing, that ASSA ABLOY ACCENTRA® will comply with any special instructions provided by the customer. Special instructions must be submitted, in writing, at time of order placement. Compliance with special instructions may result in an increased price.

### QUOTATIONS

If ASSA ABLOY ACCENTRA® elects to offer a quote, such quote will be valid until the expiration date on that quote. Complete shipment of the order must be accepted by Purchaser within standard lead times. Only one quote is accepted per purchase order.

The quote number must be referenced on the purchase order. Any invoiced order that has the incorrect discount applied to it and did not have the quote number written on the order will have a service fee of \$100.00 net DEDUCTED from any sales credit issued for the difference in discount.

The quote is null and void if the Purchase Order does not include ALL product lines listed on the quote or if the quantities for any item covered by the quote deviate by 10% or more.

With the issuance and acceptance of a quote for the purchase of products, the Purchaser agrees that products so purchased will not be resold or transferred to any Distributor not authorized by ASSA ABLOY ACCENTRA® to sell its products. This would be inclusive of branches of the quoted Distributor. Failure to abide by this restriction may result in the Distributor's ineligibility for Quotations, or other actions at ASSA ABLOY ACCENTRA® discretion.

ASSA ABLOY ACCENTRA® and its sales representatives reserve the right, in their sole discretion and for any reason, to refuse a Distributor's request to quote a price other than the ASSA ABLOY ACCENTRA® standard list price and regardless of whether ASSA ABLOY ACCENTRA® or its sales representatives have previously quoted discounted prices to the Distributor on some or all of its purchase orders.

### NON-CATALOGED PRODUCTS

Products not cataloged or listed in this price book will be considered as special products, and will not be manufactured without prior written approval from ASSA ABLOY ACCENTRA®.

A minimum special handling charge of \$50.00 will be added for non-cataloged product. Any additional labor or material required will be charged accordingly. If products have already been made and/or are located in the shipping room, the 45% reprocessing fee will apply.

Special products require special handling, and therefore standard lead times may not apply. Please consult with your ASSA ABLOY ACCENTRA® Sales Representative for further details.

### CHANGES/CANCELLATION OF ORDERS

Changes or cancellations to an order will result in a charge of costs for material and labor expenses that have been incurred prior to notification from Customer. Handling charges are billed on Customer's original order. If products have already been made and/or are located in the shipping room, the 45% change/cancellation fee will apply.

All Non-Cataloged Goods may not be changed or cancelled.

All change requests for goods, other than for the reasons stated above, must be submitted in writing to Customer Service within two (2) business days of receipt of acknowledgment of the order.

### FLASH

- Orders received prior to 1pm EST will ship within 24 hours
- Electrified products - Maximum 50 locks per order
- Orders cannot be changed or cancelled due to the promptness of delivery

### QUICK SHIP

- Orders received prior to 4:30 EST will ship within 5 working days

TERMS & CONDITIONS



- Standard Buying Program discount applies
- Orders can be changed or cancelled within 24 hrs of receipt unless the product is already in the process of being made
- If the product has been made the 45% cancellation fee will apply
- Due to the promptness of delivery changes or cancellations cannot be made if request is received after 24 hrs of receipt of the order without incurring a 45% cancellation fee
- The cancellation charges are billed on the Customer’s original order

PACKAGING

Many items are defined as to Case Lot Packaging or Minimum Order. The Case Lot policy does not apply to hardware to be used on a specific hardware project.

DELIVERY

Orders will be acknowledged and given a scheduled delivery date based on estimated manufacturing lead times. Complete information is required to process all orders. Orders with insufficient information for processing (i.e. door sizes, handing, etc.) may be subject to extended lead times which are relative to the time required in obtaining the necessary information for order processing. Manufacturing lead time will begin once all information is received to process an order. ASSA ABLOY ACCENTRA® will use reasonable efforts to deliver products as estimated, but makes no guarantees as to delivery dates.

ASSA ABLOY ACCENTRA® will not be liable for back charges incurred based on availability of product or as a result of delays in delivery caused by insufficient information required to process an order. ASSA ABLOY ACCENTRA® will not be held responsible for delays in delivery caused by strikes, fires, floods or any other causes beyond our control, including the delivery of material to us. Under no circumstances shall ASSA ABLOY ACCENTRA® be liable or accountable for consequential damages due to failure of delivery.

CLAIMS

In the event of Company or Customer error, claims for shortages, pricing errors and/or incorrectly filled orders must be submitted in writing to Customer Service within thirty (30) days from receipt of material.

Any claims for shortages or damage by the Carrier must be made by the Customer directly to the Carrier.

INVOICE DEDUCTION

A ASSA ABLOY ACCENTRA® Sales Representative or Customer Service Representative must be notified of any disputed invoices within sixty (60) days from the date of invoice. Deductions should only be taken for the disputed amount and the balance of the invoice is due and payable within standard payment terms.

RETURNED GOODS

It is the policy of ASSA ABLOY ACCENTRA® to not accept returns of any materials that are correctly furnished as per the Distributor’s Purchase Order. Return of product due to customer order error or accommodation must be pre-arranged with ASSA ABLOY ACCENTRA® and approved in writing by ASSA ABLOY ACCENTRA® Sales Management.

No Returns accepted for the following: Specials, Anything Used, Discontinued, Modified or Damaged Product, Incomplete Products (e.g. missing keys, levers, roses, etc) or 10B Finished products.

All products returned as “Goodwill” must meet the following criteria to be considered a return:

- Be in original, unmarked and undamaged cartons.
- Be valued in excess of \$250.00 net.
- Shipped and invoiced within the previous 120 days.
- Can’t be custom, non-cataloged goods, master-keyed or ASSA ABLOY ACCENTRA® Quick Ship Product or 10B Finished products.

A MINIMUM reprocessing fee of 45% will be charged. Upon receipt and verification by ASSA ABLOY ACCENTRA® that the returned merchandise meets the foregoing conditions, a credit will be issued for the original invoice amount less the MINIMUM 45% reprocessing fee.

“Goodwill” products that meet the foregoing criteria may be returned by fulfilling the following conditions:

- Send an RGA request in writing to the ASSA ABLOY ACCENTRA® Sales Representative serving the Purchaser’s area.
- Ensure the RGA labels that are sent to Purchaser by ASSA ABLOY ACCENTRA® are visible on return goods shipment.
- Ensure that the RGA number appears on the return shipment label and is legible.
- Return the authorized merchandise within sixty (60) days from the date of RGA issuance date.

- Return shipments must be freight prepaid to the location specified on the RGA. ASSA ABLOY ACCENTRA® is not liable for damages to product during shipping.

No credit may be taken or issued prior to RGA approval and receipt of product.

All defective goods within the terms of our limited warranty may be returned for credit or replacement.

TAXES

Prices do not include any present or future Federal, State, or Local property, license, privilege, sales, use, excise, gross receipts or other like taxes or assessments, which may result from transactions or any services performed in connection herewith.

GOVERNING LAW

The rights and obligations of the parties shall be governed by the laws of the State of North Carolina, excluding any conflicts of law provisions. The United Nations Convention on Contracts for the International Sale of Goods shall not apply to this Agreement.

LIMITED WARRANTY

The Terms and Conditions outlined above are subject to the ASSA ABLOY ACCENTRA® Limited Warranty, which is included in this Price List and incorporated herein by reference.

PRODUCT MODIFICATIONS

ASSA ABLOY ACCENTRA® products are not designed or intended for aftermarket modification. The warranty on ASSA ABLOY ACCENTRA® products becomes void if the product is modified in any way, regardless of whether the modification causes or contributes to any alleged defect. Warranty voiding modifications include, but are not limited to, third-Party electrification of non-electric products and/or the installation of non-approved or non-ASSA ABLOY ACCENTRA® components.

If a ASSA ABLOY ACCENTRA® product is modified it no longer meets industry certification and quality control standards applicable to the original product and is no longer a genuine ASSA ABLOY ACCENTRA® product. A modified product may not be sold as a ASSA ABLOY ACCENTRA® product and no ASSA ABLOY ACCENTRA® trademarks or certification marks based on the original ASSA ABLOY ACCENTRA® product, such as U.L. or ANSI/BHMA marks, may appear anywhere on the modified product or on any packaging, literature, or instructions sold with the modified product.

All original ASSA ABLOY ACCENTRA® branded packaging and literature carries ASSA ABLOY ACCENTRA® trademarks and must be destroyed if the original ASSA ABLOY ACCENTRA® product is modified. Portions of the product that carry a ASSA ABLOY ACCENTRA® trademark or certification mark must be discarded and/or replaced by the party making the modification. U.L. and other certification testing and marking are also the responsibility of the party making modification. The use of ASSA ABLOY ACCENTRA® trademarks on modified products constitutes trademark infringement.

DELAYED ORDER NOTIFICATIONS (DON’S)

The orders awaiting a response for a DON will be cancelled if no answer is received from the customer after 5 Days.



## TERMS AND CONDITIONS

### FIRE RATED OPENINGS

Any retrofit or other field modification to a fire rated opening can potentially impact the fire rating of the opening, and ASSA ABLOY ACCENTRA® makes no representations or warranties concerning what such impact may be in any specific situation. When retrofitting any portion of an existing fire rated opening, or specifying and installing a new fire-rated opening, please consult with a code specialist or local code official (Authority Having Jurisdiction) to ensure compliance with all applicable codes and ratings.

### TRADEMARK USE POLICY: ASSA ABLOY AMERICAS

The following policy ("Policy") of ASSA ABLOY Americas ("ASSA ABLOY"), and all of its affiliated group companies (collectively, the "Group Companies"), applies to the use of certain intellectual property of all such Group Companies, including all trademarks, names, logos, product images, and related information (the "ASSA ABLOY Marks"). ASSA ABLOY Marks are proprietary and critical to the success of ASSA ABLOY and the Group Companies, and may only be used in strict compliance with this Policy.

This Policy covers any person or entity reselling any product of any Group Company with the consent of such Group Company (each, an "Approved Reseller"). Each Approved Reseller has a non-exclusive right to use certain of the ASSA ABLOY Marks relating to any of the Group Companies for which it is an Approved Reseller, subject to the following conditions:

- (1) Approved Reseller's use of ASSA ABLOY Marks must be truthful, fair, and not misleading;
  - (2) Approved Reseller's advertising must clearly indicate that it is advertising of the Approved Reseller, and is not advertising of ASSA ABLOY;
  - (3) Approved Reseller may not use any ASSA ABLOY Marks as part of or in connection with a domain name;
  - (4) Approved Reseller's advertising must not imply or suggest an association between the Approved Reseller and ASSA ABLOY other than that of buyer and seller;
  - (5) Approved Reseller's use of ASSA ABLOY Marks must be a positive representation of ASSA ABLOY, the Group Companies, and their products;
  - (6) Approved Reseller's trade name must be more predominant on Approved Reseller's advertising than the ASSA ABLOY Marks;
  - (7) Approved Reseller's use of ASSA ABLOY Marks must include the trademark symbol ® or TM, as appropriate, along with the following trademark legend printed in legible text on the Web page or document containing ASSA ABLOY Marks: "[describe ASSA ABLOY Marks] are trademarks or registered trademarks of ASSA ABLOY, Inc. or one of its affiliates in the United States and other countries.";
  - (8) Approved Reseller must not make modifications of any ASSA ABLOY Marks; and
  - (9) Approved Reseller may use only ASSA ABLOY Marks associated with the Group Companies for which it is an Approved Reseller (e.g., an Approved Reseller that sells Group Company X products but not Group Company Y products may use Group Company X trademarks in connection with its sale of Group Company X products, but may not use Group Company Y trademarks).
- ASSA ABLOY reserves the right to review Approved Reseller's usage of ASSA ABLOY Marks at any time and may:

- (a) require changes to the use of ASSA ABLOY Marks at any time in its sole discretion, which changes must be implemented within 30 days of written notice to Approved Reseller;
- (b) condition the use of ASSA ABLOY Marks on ASSA ABLOY's prior approval of such use, which approval may be withheld in its sole discretion;
- (c) revoke permission to use ASSA ABLOY Marks at any time for any or no reason upon 30 days prior written notice to Approved Reseller; and
- (d) revoke permission to use ASSA ABLOY Marks immediately upon notice to Approved Reseller in the event Approved Reseller is in violation of this Policy, or of any other agreement with ASSA ABLOY or any Group Company.

Approved Reseller's right to use ASSA ABLOY Marks in no way conveys to Approved Reseller any proprietary or economic interest in any ASSA ABLOY Marks.

Use of ASSA ABLOY Marks in violation of this Policy may result in severe civil and criminal liabilities. ASSA ABLOY will vigorously enforce this Policy by seeking all appropriate legal remedies, including, but not limited to, pecuniary damages and injunctive relief.

### TECHNICAL INFORMATION AND ADVICE

(a) All designs, data, and specifications provided by Company are proprietary and will not be disclosed or reused by Customer without the prior written consent of Company; (b) Company assumes no obligation or liability for any advice given by Company, the results obtained, or damages incurred, and all such advice is given and accepted at Customer's risk.

For Terms & Conditions and Warranty information pertaining to product sales in Canada, please visit [www.assaabloy.ca/terms](http://www.assaabloy.ca/terms).

## TERMS AND CONDITIONS

### EXPORT CONTROL AND SANCTIONS

1.1 The Customer represents and warrants to ASSA ABLOY ACCENTRA® that it will always act in compliance with Economic Sanctions and Export Control Laws, and that:

- a) neither the Customer, its affiliates, or any of their respective directors, officers, employees nor, so far as the Customer is aware, any agents or other persons acting on behalf of any of the foregoing:
  - I. is, or has been, a Listed Person;
  - II. has engaged in any business dealings or activities that would reasonably be expected to result in it becoming a Listed Person;
  - III. directly or indirectly, has conducted or is conducting any business dealings or activities with or for the benefit of, or is otherwise involved in any business with a Listed Person, or otherwise acting in violation of Economic Sanctions and Export Control Laws;
  - IV. has engaged or is engaging in any transaction that circumvents, evades or avoids, or has the purpose or effect of circumventing, evading or avoiding, or attempts to violate, any Economic Sanctions and Export Control Laws; or
  - V. is, or has been, in violation of, or subject to, any investigation or enquiry by, or on behalf of, any governmental or other regulatory body relating to Economic Sanctions and Export Control Laws.
- b) the Customer shall act in compliance with Economic Sanctions and Export Control Laws, and shall not sell nor re-export the Product without all requisite licenses and approvals under Economic Sanctions and Export Control Laws;
- c) the Customer shall not sell, export or re-export, the Product, directly or indirectly, to the Russian Federation or Belarus or for use in the Russian Federation or Belarus (whether or not permitted under Economic Sanctions and Export Control Laws applicable to the Customer);
- d) the Customer shall undertake its best efforts to ensure that the purpose of this Clause is not frustrated by any third parties further down the commercial chain, including by possible resellers;
- e) the Customer agrees to (i) cascade the contractual obligations set forth in this Section 1.1. in contracts with third parties, including possible resellers, further down the commercial chain.; and (ii) set up and maintain an adequate monitoring mechanism to detect conduct by any third parties further down the commercial chain, including by possible resellers, that would frustrate the purpose of this Section 1.1;
- f) the representations and warranties set forth in this Section 1.1 above shall always remain true and correct;
- g) the Customer will provide written notice to ASSA ABLOY ACCENTRA® as promptly as possible and in any event within five business days, if (i) any representation or warranty should cease to be true at any time., or (ii) the Customer should encounter any problems in applying paragraphs b)- e) in this Section 1.1 above, including any relevant activities by third parties that could frustrate the purpose of said paragraphs b)- e); and
- h) the Customer will not engage in any transaction for Military End-Use unless explicitly approved in writing by ASSA ABLOY ACCENTRA®.

The Customer will provide all information relating to requests for Products that the Customer suspects could violate or circumvent Economic Sanctions and Export Control Laws, including requests from or on behalf of a Listed Person, and other attempts to acquire ASSA ABLOY ACCENTRA® products in violation of Economic Sanctions and Export Control Laws. The Customer will, to the best of its abilities, cooperate with ASSA ABLOY ACCENTRA® to facilitate compliance with Economic Sanctions and Export Control

Laws and will upon ASSA ABLOY ACCENTRA®'s request provide ASSA ABLOY ACCENTRA® with true, complete and correct copies of all documentation relating to any business dealings involving the Product, including but not limited to, end-user certifications, information concerning compliance with the obligations under above paragraphs b)- e) in this Section 1.1, and other information as may be required by ASSA ABLOY ACCENTRA® within two weeks of the simple request of such information.

1.2 ASSA ABLOY ACCENTRA® shall not be obliged to make any payment or take any other action if ASSA ABLOY ACCENTRA® believes in good faith that such action may constitute a violation, contribute to a violation, or constitute a circumvention of any Economic Sanctions and Export Control Laws.

1.3 This agreement may be terminated immediately by ASSA ABLOY ACCENTRA® by written notice to the Customer if:

- (a) the Customer fails to provide any notice required under this Section 1.1 above, or should ASSA ABLOY ACCENTRA® determine, in its sole discretion, that any representation or warranty set forth in Section 1.1 above has failed to be true and correct at any time;
- (b) the Customer has misrepresented or failed to properly disclose any material fact, or to provide any documentation, certifications or information requested by ASSA ABLOY ACCENTRA®; or,
- (c) either party's ability to fulfil an obligation under this agreement is materially affected by the imposition of restrictions in Economic Sanctions and Export Control Laws.

1.4 Upon any such termination, this agreement and all rights and obligations hereunder shall immediately terminate, provided that the Customer shall remain liable to ASSA ABLOY ACCENTRA® for any breach of its obligations hereunder. 1.5 The Customer shall indemnify ASSA ABLOY ACCENTRA® and its affiliates, directors, officers, employees, advisors, agents and holders of its equity interests (collectively, "Indemnitees") against, and shall hold each Indemnitee harmless from, any and all third party claims, damages and liabilities, including the reasonable fees, charges and disbursements of counsel, incurred by or asserted against any Indemnitee arising out of, in connection with, or as a result of (a) any representation or warranty set forth in Section 1.1 above not being true and correct when made, (b) any breach by the Supplier of any obligation under Section 1.1 or 1.2 above, or (c) any claim, litigation, investigation or proceeding relating to any of the foregoing, whether based on contract, tort or any other theory. This indemnity shall survive the termination of this agreement indefinitely.

For the purposes of this part of the agreement under the heading "Export Control and Sanctions",

**"Economic Sanctions and Export Control Laws"** means all economic sanctions and export control laws, regulations, rules or restrictive measures, including but not limited to import and export restrictions on materials, intellectual property, other intangible personal property, services, items and transactions, adopted and enforced by governmental authorities of Canada, the EU, UK, UN, USA or any other relevant governmental or regulatory authority, applicable to the ASSA ABLOY ACCENTRA® or the Customer.

"Listed Person" means individuals and entities listed, or parties that are determined to be owned or controlled by one or more individuals or entities listed, in Economic Sanctions and Export Control Laws.

Compliance with Anti-Trust, Anti-Corruption and Data Privacy Laws:

The Customer, its directors, officers, and employees shall perform their obligations under these Terms and Conditions in full compliance with the ASSA ABLOY Code of Conduct which is accessible online at: [Our Code of Conduct for business partners | ASSA ABLOY](#)

[Click this Link](#) to Export Control and Sanctions for Canada.



ACCENTRA®

ASSA ABLOY

## LIMITED WARRANTY

ASSA ABLOY ACCENTRA® (the "Company") warrants that its products sold under the ASSA ABLOY ACCENTRA® trade name in the United States of America & Canada are free from defects in work-manship and materials under normal use and service.

This warranty does not cover defects or damage arising from improper installation, lack of or improper maintenance, improper storage, shipping and handling, corrosion, erosion, ordinary wear and tear, misuse, abuse, accident, unauthorized service, or use with unauthorized non-ASSA ABLOY ACCENTRA® products or parts. This warranty is

### Locks

|   |          |
|---|----------|
| 8800 series mortise locks                               | 10 years |
| 8800 electrified series mortise locks                   | 2 years  |
| 5400CK series cylindrical knob locks                    | 10 years |
| 5400LN series cylindrical lever locks                   | 7 years  |
| 5400LN electrified series cylindrical lever locks       | 2 years  |
| 5300LN series cylindrical lever locks                   | 5 years  |
| 5300LN electrified series cylindrical lever locks       | 1 year   |
| 4600YC series cylindrical knob locks                    | 3 years  |
| 4600LN series cylindrical lever locks                   | 3 years  |
| 4700LN series cylindrical lever locks                   | 5 years  |
| 4700LN electrified series cylindrical lever locks       | 1 year   |
| 6400LN series monolock/retrofit (Discontinued May 2024) | 7 years  |
| YPL series cylindrical indicator locks                  | 3 years  |
| nexTouch® NTB, NTM, NTT, NTD, NTC                       | 3 years  |
| Competitor Indicator Kits                               | 2 years  |
| All other locksets                                      | 1 year   |

### Other

|   |          |
|---|----------|
| ASSA ABLOY ACCENTRA® KeyMark® keys      | Lifetime |
| All other ASSA ABLOY ACCENTRA® products | 1 year   |

### Electromechanical:

All components of electromagnetic products are covered by a limited warranty period of one year after invoice date thereof of the original purchaser from us.

### Keying Systems:

All bittings shall be originated or authorized by the ASSA ABLOY ACCENTRA® Key Systems Department to be compatible with one another in a specific type of cylinder (conventional, patented, security, high security, interchangeable core) and within a particular keying system.

### Warranty for Cylinders Factory or Field Combined:

Cylinders shall be periodically lubricated depending on environmental conditions. Dry graphite, molybdenum disulfide or Polyube™ are recommended. Petroleum based liquid lubricants should only be used in cylinders in harsh or corrosive environments and should not be mixed with dry lubricants. Cylinder and/or core warranty will be voided if used in non-ASSA ABLOY ACCENTRA® locking devices.

### Warranty for Cylinders Field Combined:

- Keys shall be cut to the ASSA ABLOY ACCENTRA® key bitting specifications required for the particular keyway and depth system.
- All pin lengths shall be selected according to prevailing factory standards.
- Original ASSA ABLOY ACCENTRA® cylinders and cylinder components, including pin tumblers and key blanks, shall be used. We reserve the right to void the warranty if we deem that a malfunction is a result of non-original components which do not conform to ASSA ABLOY ACCENTRA® standards.

### General Procedure

Product repair or replacement, or associated charges, will not be accepted under this warranty unless prior authorization from ASSA ABLOY ACCENTRA® has been given. Upon receipt of products returned for repair or replacement, we will determine whether products qualify for repair or replacement under this warranty. If they do not, we will obtain authorization prior to proceeding. We have no liability to pay any costs of repair performed by anyone other than qualified personnel authorized by ASSA ABLOY ACCENTRA® prior to the work being done.

void if any modification is made to the product, regardless of whether the modification causes or contributes to the alleged defect. All modifications are made at the risk of the party making the modification.

The only liability of the Company in tort or contract whether under this warranty or otherwise shall be limited to the repair or replacement of any product or component part which shall prove defective as covered by this warranty, within the stated time frame listed below, after delivery to the original purchaser.

### Exit Devices and Trims

|   |          |
|---|----------|
| 1500 series exit devices                | 1 year   |
| 1800 series exit devices                | 3 years  |
| 2100 series exit devices                | 3 years  |
| 6000 series exit devices                | 10 years |
| 7000 series exit devices                | 5 years  |
| Electrified exit devices                | 2 years  |
| 600F series exit device trims           | 5 years  |
| 580F and 540F series exit device trims  | 3 years  |
| 690F and 691F exit device trims         | 2 years  |
| 440F series exit device trims           | 2 years  |
| All other exit device and trim products | 1 year   |

### Door Controls

|                                    |          |
|------------------------------------|----------|
| 4400, 3000 and 51 series closers   | 30 years |
| 1100, YDC200 series closers        | 5 years  |
| 5800, 2700 and 1900 series closers | 10 years |
| All other door controls            | 10 years |

### Finishes

|                                 |          |
|---------------------------------|----------|
| PVD (Discontinued January 2012) | Lifetime |
| All other finishes              | 1 year   |

The Company will not pay for the cost of repair performed other than in accordance with this warranty. Written notice of a product or component part believed to be defective as covered by this warranty should be sent to ASSA ABLOY ACCENTRA®, 225 Episcopal Road, Berlin, Connecticut 06037-4004, and should include your name and address, an identification of the product or component part and a brief description of the defect. Upon receipt of such notice, the Company will inform you where to ship such product or component part, shipping charges prepaid for examination and, in the event such examination reveals a defect covered by this warranty, the product will be repaired or replaced. The Company reserves the right to replace discontinued product with an equivalent product as deemed by the Company.

THIS WARRANTY IS IN LIEU OF ALL OTHER EXPRESS WARRANTIES. TO THE EXTENT PERMITTED BY LAW, ALL IMPLIED WARRANTIES ARE LIMITED TO THE DURATION OF THIS WARRANTY. ASSA ABLOY ACCENTRA® SHALL NOT BE LIABLE FOR ANY INCIDENTAL OR CONSEQUENTIAL DAMAGES. SOME STATES DO NOT ALLOW LIMITATIONS ON HOW LONG AN IMPLIED WARRANTY LASTS OR THE EXCLUSION OR LIMITATION OF INCIDENTAL OR CONSEQUENTIAL DAMAGES, SO THE ABOVE LIMITATION OR EXCLUSIONS MAY NOT APPLY TO YOU. THIS WARRANTY GIVES YOU SPECIFIC LEGAL RIGHTS, AND YOU MAY ALSO HAVE OTHER RIGHTS WHICH VARY FROM STATE TO STATE.

### CYLINDER SERVICE FEE

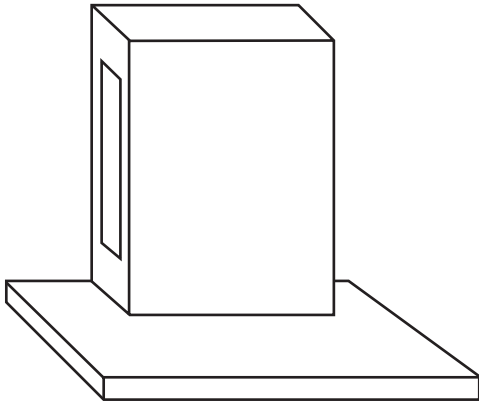
#### Cylinders for Competitor Products:

ASSA ABLOY ACCENTRA® cylinders or cores (10 or more) for use in non-ASSA ABLOY manufactured locking devices for which ASSA ABLOY has an equivalent, will be assessed a Cylinder Service Fee of \$100.00 (net) per Cylinder. This fee applies to the following cylinders and cores (construction cores excluded):

- All master keyed cylinder orders including all keyways and cylinder types
- Non-keyed cylinder orders with Restricted/Protected keyways or Higher Security products that requires authorization. ([Refer to page 31 for a list of restricted keyways.](#))

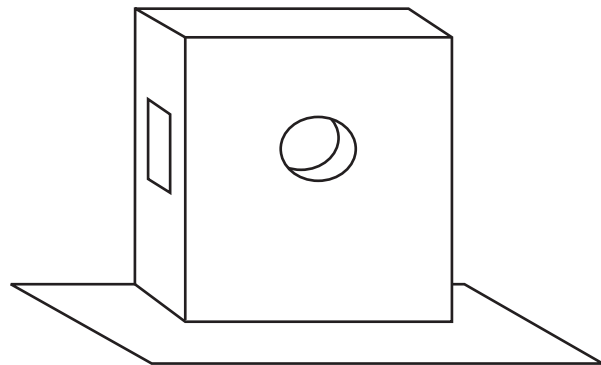
**CHARGE-CYLINDERSERVICEFEE** will appear on Order Acknowledgements and Invoices when applicable.

## DISPLAY MOUNTS

**ACCENTRA®**  
**ASSA ABLOY**


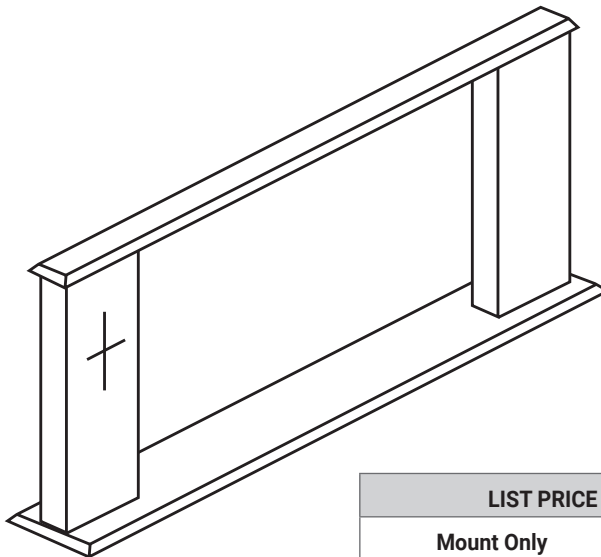
**#202 10" WIDE MORTISE LEVER HANDLE**  
 Oak Finish  
 13-0202-9002-999

| LIST PRICE |          |
|------------|----------|
| Mount Only | \$244.00 |



**#112 CYLINDRICAL FOR 5400LN/5300LN**  
 2-3/4" or 2-3/8" Backset  
 Oak Finish  
 13-5400-0001-999

| LIST PRICE |          |
|------------|----------|
| Mount Only | \$138.00 |

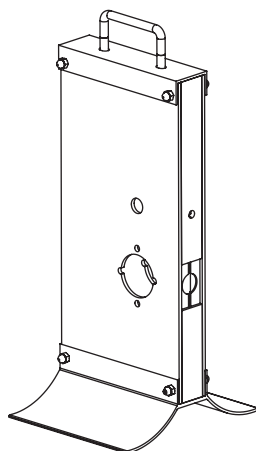


| LIST PRICE |          |
|------------|----------|
| Mount Only | \$441.00 |

| PART NUMBER      | MODEL NUMBER | FOR DEVICE       |
|------------------|--------------|------------------|
| 60-7000-9380-999 | 380*         | 7100 X Exit Only |
| 60-7000-9381-999 | 381*         | 7100 X 626F      |
| 60-7000-9382-999 | 382*         | 7100 X 633F      |
| 60-7000-9383-999 | 383          | 7130 X Exit Only |
| 60-7000-9384-999 | 384          | 7130 X 656F      |
| 60-7000-9385-999 | 385          | 7130 X 673F      |
| 60-7000-9386-999 | 386*         | 7110 X Exit Only |
| 60-7000-9387-999 | 387*         | 7110 X 626F      |
| 60-7000-9388-999 | 388*         | 7110 X 633F      |

\*Can also be used for 6000, 2100 or 1800 series devices.

## DISPLAY MOUNTS (CONTINUED)

**nexTouch®**

Cylindrical for NTB600 Series

Plexi/Steel

022234

**LIST PRICE****Mount Only**

\$528.00

**FINISH DISPLAY CASE****PART NUMBER****LIST PRICE****009992**

\$195.00

## CYLINDERS/KEYS/KEYING TABLE OF CONTENTS

|   |       |
|---|-------|
| Key Systems Security Policy .....                                       | 27    |
| Customer Bittings and Sample Keys/Cross Keying .....                    | 27    |
| Bitting List Charges .....  | 28    |
| Simple K .....  | 28    |
| Keying Charges and Keys .....   | 29    |
| Stamping Charges .....  | 30    |
| Key Blanks and Cut Keys .....   | 31-32 |
| Construction Core Program .....   | 33    |
| Cylinders   |       |
| Component (Cylindrical Lock) .....                                      | 34    |
| Fixed Core Mortise .....  | 35    |
| Deadlock .....  | 35    |
| Fixed Core Rim .....  | 36    |
| Electrical Switch .....   | 36    |
| Hotel .....   | 36    |
| Thumbturn .....   | 36    |
| Interchangeable Core .....  | 37    |
| Cores .....   | 37    |
| Housing Assemblies .....  | 38    |
| Rings .....   | 38    |
| Plugs/Shells .....  | 38    |
| Security (all types) .....  | 39-40 |
| High Security (UL437) .....   | 41    |
| Security Keys .....   | 41    |
| Keying Kits .....   | 42    |
| Cams .....  | 43    |
| Cylinder/Miscellaneous Parts .....                                      | 42-44 |
| ASSA ABLOY ACCENTRA® KeyMark® Keying Charges, Keys and Key Blanks ..... | 45    |
| ASSA ABLOY ACCENTRA® KeyMark® Cylinders, Cores and Housings .....       | 46    |
| ASSA ABLOY ACCENTRA® KeyMark® Cylinder Parts and Accessories .....      | 47-48 |
| ASSA ABLOY ACCENTRA® KeyMark® Tools and Service Equipment .....         | 48    |

## KEY SYSTEMS SECURITY POLICY

The purpose of this security policy is to enforce our policies concerning high security, security and protected keyway product, as well as master key system information. The purpose for the establishment of any security system is to provide an increased level of protection for the Facility owner.

**No master key system information or security related product is to be given or sold to anyone other than the Facility owner through written correspondence. Verification must be submitted (fax copy will be acceptable) to Key Systems Administration. The verification must be on the Facility's letterhead and signed by a Facility authorized systems administrator. Key Systems Administration does not maintain "Letters of Authorization" on file. Each order must be accompanied by proper authorization.**

**Only after the authorization has been verified will the order be processed for production.**

**This security policy refers to the following:**

- Bitting information (even one bitting, absolutely no top-level master keys)
- Bitting lists (all formats; i.e., hard copy, disc)
- High Security systems
- Security cylinder systems

No orders are to be processed through Key Systems Administration without proper authorization.

Only orders with appropriate authorization attached will be given priority.

Requests for Systems information without proper authorization from the owner will be denied.

Requests for information regarding the purchase of any systems support products as listed above will be referred to the local authorized sales agency.

## KEY SYSTEMS ADMINISTRATION

### CUSTOMER BITTINGS AND SAMPLE KEYS: (MASTER KEYING OR CMK CHARGES NOT INCLUDED)

| PRODUCT DESCRIPTION               |     | LIST PRICE |
|-----------------------------------|-----|------------|
| Customer Bittings and Sample Keys | ADD | \$18.00    |

**NOTE:** All cylinders requested to be keyed to combinations not supplied by ASSA ABLOY ACCENTRA® will be subject to this charge. ASSA ABLOY ACCENTRA® releases all liabilities to systems generated by customer-supplied bittings and/or sample keys that are supplied by others. Purchase orders with customer-supplied bittings or sample keys not meeting ASSA ABLOY ACCENTRA®'s specifications will be processed "0" bitted in the specified keyway.

### CROSS KEYING: (NO CHARGE)

**Disclaimer:** ASSA ABLOY ACCENTRA® reserves the right to release total liability of any factory-generated master key system which incorporates cross keying, both controlled and uncontrolled. A master key system incorporating cross keying yields less security and jeopardizes system expansion.

**Controlled Cross Keying:** A condition in which two or more different keys of the same level of keying and under the same higher level key(s) operate one cylinder by design; e.g., XAA1 operated by AA2.

**Uncontrolled Cross Keying:** A condition in which two or more different keys under different higher level keys operate one cylinder by design; e.g., XAA1 operated by AB, AB1.

## KEY SYSTEMS ADMINISTRATION



### HOTEL LOCKS/CYLINDERS

When ordering a factory-keyed system that includes hotel function locks that are to be operated by the GMK, MK and change keys, all cylinders in the system have to be 7-Pin length with 7-Pin keys.

### BITTING

To protect the security of keying systems, bitting lists will only be sent to the end user or his designated agent, via Certified Mail Return Receipt Requested or UPS AOD. Copies will not be transmitted via fax. The complete name and address where the bitting list is to be sent must be indicated on the letter of authorization and on the purchase order.

| # Bittings | Paper  | Disc    | Simple K | Key Wizard | Paper Price     | Disc Price | Simple K/<br>Key Wizard Price |
|------------|--------|---------|----------|------------|-----------------|------------|-------------------------------|
| 1-50       | KC1-YL | KCD1-YL | DLSK1-YL | DLKW1-YL   | \$483.00        | \$316.00   | \$400.00                      |
| 51-200     | KC2-YL | KCD2-YL | DLSK2-YL | DLKW2-YL   | \$650.00        | \$483.00   | \$567.00                      |
| 201-1000   | KC3-YL | KCD3-YL | DLSK3-YL | DLKW3-YL   | \$815.00        | \$648.00   | \$731.00                      |
| 1001-3000  | KC4-YL | KCD4-YL | DLSK4-YL | DLKW4-YL   | \$984.00        | \$816.00   | \$900.00                      |
| 3001-6000  | KC5-YL | KCD5-YL | DLSK5-YL | DLKW5-YL   | \$1,114.00      | \$947.00   | \$1,030.00                    |
| 6001-9000  | KC6-YL | KCD6-YL | DLSK6-YL | DLKW6-YL   | \$1,586.00      | \$1,419.00 | \$1,503.00                    |
| Over 9000  | KC7-YL | KCD7-YL | DLSK7-YL | DLKW7-YL   | Consult Factory |            |                               |

\*Lead times may vary; consult Key Systems Administration

**NOTE:** Bitting Lists requested for keysets ordered with factory keyed product for either a new or existing system will be provided at no charge, except for SimpleK DLSK1 thru DLSK7 & Key Wizard DLKW1 thru DLKW7. For existing system, pricing above will apply, for new system, see Key Management section below.

- Additional Bittings or P.O.'s for Bitting Lists Only – **EXISTING MASTER KEY GROUPS**  
Up to 10 **total** for keysets tied to **existing** master key groups will be provided at no charge 11 or more bittings will be charged per above chart
- Additional Bittings or P.O.'s for Bitting Lists Only – **NEW MASTER KEY GROUPS**  
Regardless of the quantity being requested, will be charged per above chart

These prices are for a hierarchial Master Key system with no cross-keying of selected keys. For special requirements or for systems prior to 1999, consult Key Systems Administration for a quote.

ASSA ABLOY ACCENTRA® releases all liabilities for cylinders not pinned to factory master key systems.

ASSA ABLOY ACCENTRA® is not liable for cylinders pinned incorrectly in the field.

## KEY MANAGEMENT

**SimpleK:** Special online ordering procedures accessible via the ASSA ABLOY Door Security Solutions Extranet ([www.assaabloydss.com](http://www.assaabloydss.com)) – contact customer service for more information.

| SimpleK – Standard Edition |   |            |
|----------------------------|---|------------|
| Catalog #                  | Description                                       | Price      |
| SMK040-30                  | Primary License (3 users)                         | \$3,100.00 |
| SMK040-31                  | Updates & Support Plan on Primary License, 1 year | \$640.00   |

| SimpleK – Professional Edition |  |            |
|--------------------------------|--|------------|
| Catalog #                      | Description  | Price      |
| SMK042-30                      | Primary License (3 users)  | \$4,558.00 |
| SMK042-32                      | Additional license   | \$551.00   |
| SMK042-35                      | Updates & Support Plan on Primary License, 1 year                    | \$994.00   |
| SMK042-33                      | Updates & Support Plan on Additional License, 1 year (per Add. Lic.) | \$165.00   |

| Add-On Modules |                     |            |
|----------------|---------------------|------------|
| Catalog #      | Description         | Price      |
| SMK032-31      | Item Tracking       | \$1,497.00 |
| SMK032-33      | Web Interface       | \$1,972.00 |
| SMK032-35      | Room Management     | \$946.00   |
| SMK032-37      | Mobile Applications | \$1,341.00 |

## KEYING CHARGES AND KEYS

## KEYING CHARGES:

| PRODUCT DESCRIPTION  |     | LIST PRICE |
|--|-----|------------|
| Masterkeying, Grand Masterkeying, Great Grand Masterkeying<br>(all cylinders except security cylinders and IC cores)   | ADD | \$18.00    |
| MK, GMK, GGMK for 5000, U5000 Series Security Cylinders  | ADD | \$0.00     |
| MK, GMK, GGMK for 1210, 1220, 1210H, or A600 IC Cores  | ADD | \$0.00     |
| Cylinder or Lock Operated by Two or More Keys Not MK or GMK  | ADD | \$18.00    |
| Customer Bittings and Sample Keys  | ADD | \$18.00    |
| Construction Masterkeying suffix CMK or CGMK (in addition to masterkeying charges)<br><b>NOTE:</b> Not available with 5000, U5000 Series Security Cylinders. | ADD | \$18.00    |
| 7-Pin Cylinders, Locksets, Deadlocks (add to each cylinder)  | ADD | \$2.00     |

## KEYS:

| PRODUCT DESCRIPTION   | LIST PRICE |
|---|------------|
| <u>MASTER KEYS, CONSTRUCTION MASTER KEYS, CONTROL KEYS:</u>   |            |
| Standard Bow All Keys (except Security Keys) Add Change Break Out Key   | \$17.00    |
| "A" or "F" Bow All Keys (except Security Keys) Add Change Break Out Key   | \$17.30    |
| Security Keys (see page <a href="#">41</a> )  | \$21.40    |
| Extra Standard Bow Change Keys ordered with cylinder/lockset<br>Change Keys/Cut Keys ordered separately priced on page <a href="#">31</a>   | \$5.70     |
| Extra "A" or "F" Bow Change Keys ordered with cylinder/lockset<br>Change Keys/Cut Keys ordered separately priced on page <a href="#">31</a> | \$6.00     |
| For keys packed separately (Indicate appropriate "ship to" address on keying cover sheet) per cylinder charge                               | \$4.60     |

**NOTE:** Two cut change keys are standard per lockset/cylinder. Keyblanks cannot be substituted for cut keys. Cylinders pinned directly to GMK or MK level keys do not include two cut keys. MK and GMK keys are ordered as a separate item.



## STAMPING CHARGES

### STAMPING:

| Description   | List Price |
|---|------------|
| Stamping letters or numbers on cylinder or padlock body (PDSTMP)  | \$4.40     |
| Stamping letters or numbers on keybows in lieu of keyset symbols or bittings (max. 8 characters)                      | No Charge  |
| Stamping letters or numbers on keybows in addition to keyset symbols or bittings (max. 8 characters) (per key) (VASK) | \$4.40     |
| Stamping letters or numbers on keyblanks (max. 8 characters) (per key) (VASK)   |            |
| Special stamping on keybows - "Do Not Duplicate", "US Property - Do Not Duplicate"                                    | No Charge  |
| Special stamping on keybows with custom or existing die stamp (per key)   | \$4.40     |
| New custom die stamp - one time charge  | \$1,243.00 |

### VISUAL CYLINDER/KEY CONTROL:

| Description  | Cylinders          |            | Keys               |            |
|--|--------------------|------------|--------------------|------------|
|  | Stamping           | List Price | Stamping           | List Price |
| VKC0 - No stamping except keyway designation (keys will be tagged) | No Stamping        | No Charge  | No Stamping        | \$5.60/key |
| VKC1 - Keys only   | N/A                | No Charge  | Keyset             | No Charge  |
| VKC2 - Cylinder and keys*  | Keyset             | \$4.40/cyl | Keyset             | No Charge  |
| VKC3 - Cylinder*   | Keyset             | \$4.40/cyl | Bittings           | No Charge  |
| All VKC, VDC or VAC stamping codes that using alternate symbol     | Alternate Stamping | \$4.40/cyl | Alternate Stamping | \$4.40/key |

### CONCEALED CYLINDER/VISUAL KEY CONTROL:

| Description  | Cylinders          |            | Keys               |            |
|--|--------------------|------------|--------------------|------------|
|  | Stamping           | List Price | Stamping           | List Price |
| CKC2 - Cylinder and keys*                                      | Keyset             | \$4.40/cyl | Keyset             | No Charge  |
| CKC3 - Cylinders only*   | Keyset             | \$4.40/cyl | Bittings           | No Charge  |
| All CKC, CDC or CAC stamping codes that using alternate symbol | Alternate Stamping | \$4.40/cyl | Alternate Stamping | \$4.40/key |

\*Cylinder face stamping not available for ASSA ABLOY ACCENTRA® KeyMark®, security, and high security products

**NOTE:** See page 9 for code definitions and examples

## KEYS

### LEGEND:

**STOCK SECTION:** Includes PARA/EIR

**SINGLE SECTION:** Includes G, S, T Single Series Sections. (GA, GB, GC, GD, GF, GG, GH, SA, SB, SC, SD, SE, SF, SG, SH, TA, TB, TC, TD, TE, TF, TG, TH)

**MULTIPLEX SECTIONS:** Includes any combination of G, S, T Series Sections. (GST, GMK, GAH, GBG, GCE, GDF, SMK, SAH, SBG, SCE, SDF, TMK, TAH, TBG, TCE, TDF)

**RESTRICTED SECTIONS:** Includes K, L, P, V, Y, Z Series Sections.

### KEY BLANKS:

### .51 PIN TUMBLER

| Model #       | Old List Number | Stock Section | Single Section | Multiplex Sections | Restricted Sections |
|---------------|-----------------|---------------|----------------|--------------------|---------------------|
| RN8           | 8 N.S.          | \$3.32        | \$3.32         | \$8.06             | \$8.60              |
| RN11          | 11 N.S.         |               |                |                    |                     |
| RN117 (7 Pin) | 117             | \$5.76        | \$7.74         |                    |                     |
| RN411         | 411F            |               |                |                    |                     |
| FN411         | --              | \$6.06        | \$8.04         | \$8.36             | \$8.90              |
| FN411S        | 411FS           |               |                |                    |                     |

**NOTE:** All standard key blanks in the above section are sold in multiples of 50 pieces only.

### CUT KEYS:

COPI KEYS:

| Model #       | Old List Number             | Stock Section | Single Section | Multiplex Sections | Restricted Sections |
|---------------|-----------------------------|---------------|----------------|--------------------|---------------------|
| RN8           | 8 N.S.                      | \$18.46       | \$18.46        | \$18.96            | \$19.36             |
| RN11          | 11 N.S.                     |               |                |                    |                     |
| RN117 (7 Pin) | 117                         | \$18.46       | \$18.96        |                    |                     |
| RN411         | 411F                        |               |                |                    |                     |
| FN411         | --                          | \$18.76       | \$19.26        | \$19.26            | \$19.66             |
| FN411S        | 411FS                       |               |                |                    |                     |
| <b>Note:</b>  | For "A" or "F" Bows per key |               |                | ADD                | \$0.30              |

**NOTE:** Security systems typically use the "A" key bow, although conventional systems blanks. All orders for security key blanks must be specific and reference the master key systems registry numbers, if existing. All orders for security key blanks must also be accompanied by proper authorization. See page 41 for security key blank prices.

## CONTROL KEY BLANKS

| Model # | Product Description                                    | List Price |
|---------|--|------------|
| FN117C  | For 1210 Core "0" Bitted 6-Pin with #1 7th cut         | \$14.86    |
| FN118C  | For 1220, 1210H Cores "0" Bitted 7-Pin with #1 8th cut |            |

**NOTE:** Bows of control key blanks are stamped "CONTROL."

## COMPETITOR KEYWAYS

**KEYWAYS AVAILABLE:** Best® = A, B, C, D, E, F, G, H, J, K, L and M  
Schlage® = C

| Model # | Product Description                           | List Price |
|---------|---|------------|
| BN67    | 6/7-Pin Keyblanks for Best®. Specify Keyway.  | \$3.52     |
| SC11    | 6-Pin Keyblanks for Schlage®. Specify Keyway. | \$3.52     |

## KEY BLANKS

**ACCENTRA®**  
**ASSA ABLOY**

### .51 PIN TUMBLER

| MODEL # | OLD LIST NUMBER            | STOCK SECTION | SINGLE SECTION | MULTIPLEX SECTIONS |
|---------|----------------------------|---------------|----------------|--------------------|
| RN9     | 9, 9 1/2-109, 109 1/2 N.S. | \$3.66        | \$3.98         | \$6.00             |

### EMERGENCY KEYS

| MODEL #                             | STOCK SECTION |
|-------------------------------------|---------------|
| E503 (used for cylindrical locks)   | \$4.54        |
| E203 (used for mortise locks)       |               |
| E502 (used for D291/D292 deadbolts) |               |

## CONSTRUCTION CORE PROGRAMS

## CONSTRUCTION CORES:

## PROGRAM A: LARGE FORMAT INTERCHANGEABLE CORES

**ALL** locksets and cylinders ordered with large format interchangeable temporary cores will be provided with keyed alike standard 1210 or 1220 temporary cores.

| PRODUCT DESCRIPTION       |     | 606 FINISH |
|---------------------------|-----|------------|
| 1210 6-Pin Temporary Core | ADD | \$95.00    |
| 1220 7-Pin Temporary Core | ADD | \$97.00    |

When ordering locksets to be used with ASSA ABLOY ACCENTRA® KeyMark® permanent cores, use the following cylinder designations (no full cylinder deduct with the Added to Lock price):

| TYPE            | MODEL NUMBER* | ADDED TO LOCK | ORDERED SEPARATELY |
|-----------------|---------------|---------------|--------------------|
| Mortise x 6-Pin | K825 x CT6LL  | \$95.00       | \$214.00           |
| Mortise x 7-Pin | K825 x CT7LL  | \$97.00       | \$216.00           |
| Rim x 6-Pin     | K845 x CT6LL  | \$95.00       | \$214.00           |
| Rim x 7-Pin     | K845 x CT7LL  | \$97.00       | \$216.00           |

\*Note: These LFIC cylinders are not discounted with the product.

## PROGRAM B: SMALL FORMAT INTERCHANGEABLE CORES

## Option 1 - Disposable SFIC (K925)

All locksets and cylinders will be provided with disposable thumbturn type cores.

No keys are required. These cores are disposable and cannot be returned.

K925 disposable cores available in black color only.

| PRODUCT DESCRIPTION   | ADDED TO LOCK | ORDERED SEPARATELY |
|---|---------------|--------------------|
| Mortise/Rim - order K625/K645 x CT6SD for 6-Pin and CT7SD for 7-Pin | \$0.00        | \$119.00           |
| Mortise Tapered - order K635 x CT6SD for 6-Pin and CT7SD for 7-Pin  |               | \$123.00           |
| Cylindrical - order K925 x CT6SD for 6-Pin and CT7SD for 7-Pin      |               | See Below          |

## Option 2 - Lockable SFIC (K926)

All locksets and cylinders will be provided with keyed alike standard SFIC cores that are unrelated to the permanent master key system. Temporary operating and control keys are required; quantities must be specified. At the completion of the construction phase, these temporary cores may be returned. Note: K926 lockable cores available in blue color only.

| PRODUCT DESCRIPTION  | ADDED TO LOCK | ORDERED SEPARATELY |
|--|---------------|--------------------|
| Mortise/Rim - order K625/K645 x CT6SL for 6-Pin or CT7SL for 7-Pin | \$48.00       | \$167.00           |
| Mortise Tapered - order K635 x CT6SL for 6-Pin or CT7SL for 7-Pin  |               | \$171.00           |
| Cylindrical - order K926 x CT6SL for 6-Pin or 7-Pin                |               | See Below          |

## PROGRAM C: SFIC PRODUCTS ORDERED SEPARATELY.

| PRODUCT DESCRIPTION   |      | LIST PRICE |
|---|------|------------|
| K925 Disposable Cores (for 6- or 7-Pin) - order in multiples of ten | EACH | \$7.80     |
| K926 (for 6- or 7-Pin) Lockable Cores - order in multiples of ten   | EACH | \$48.00    |

**CUT KEYS:** Specify the required number of change keys and control keys on the order. Two control keys are provided at no charge. Two change keys are provided at no charge for the first 20 units ordered. One additional change key is provided for every 10 additional units at no charge. Additional keys will be invoiced at control key price.

**PERMANENT CORES:** Use a separate purchase order or line item to order the permanent cores. Permanent cores will be discounted the same as the product in which the core will be used if the order is marked with the correct number of cores for each product series, original factory order number, and the Competitive Price Quotation number. Product discounts do not apply to ASSA ABLOY ACCENTRA® KeyMark®

**RETURN TEMP. CORES:** Contact your Customer Service Representative for a Return Goods Authorization. Provide the factory order number and the year of the original order. Credit will be issued for all cores returned in good operating condition; credit is based on the net price after discount on the construction core at the time of the original order.

## STANDARD FIXED CORE CYLINDERS

### FIXED CORE COMPONENT/CYLINDRICAL LOCK & EXIT TRIM CYLINDERS:

| MODEL #                             | NO. OF PINS | APPLICATIONS   | 606/626/BSP FINISHES    |
|-------------------------------------|-------------|--|-------------------------|
| <b>CONVENTIONAL KEYWAYS</b>         |             |  |                         |
| 1801                                | 6           | Standard for 5300^ & 5400^ series knob locks and 540F series trim  | \$104.00                |
| 1801A                               | 7           | Standard for 5400^ series knob locks and 540F series trim  | \$106.00                |
| 1802                                | 6           | Standard for 5400LN, 6400LN^ & inTouch®^ series lever locks and 440F, 540F & 580F series trims<br>Optional for 4700LN and 5300LNseries lever locks | \$104.00                |
| 1802A                               | 7           | Standard for 5400LN & 6400LN^ series lever locks and 540F & 580F series trims  | \$106.00                |
| 1802L                               | 6           | Standard for 5300LN series locks used with 2"-2-1/4" thick doors   | \$104.00                |
| 1802S                               | 6           | Standard for 5417LN & 6417LN function inside lever locks   |                         |
| 1805                                | 6           | Standard for 4600YC & 4700^ series knob locks  | \$89.00                 |
| 1806                                | 6           | Standard for 4600LN series lever locks   |                         |
| 1812                                | 6           | Standard for 4300^, 4300LN^ & 4800LN^ series knob/lever locks  | \$104.00                |
| 1803-54L                            | 6           | Standard for Corbin Russwin CL3100 (YC) & Sargent 11 Line (YC-) series lever locks. Optional for 4300LN^, 4600LN & 4800LN^ series lever locks.     |                         |
| 1803A-54L                           | 7           | Standard for Corbin Russwin CL3100 (YC7), Sargent 11 Line (YC-7P-) series lever locks  | \$106.00                |
| 1803-54K                            | 6           | Standard for 5400CK series knob locks and Heritage Collection lever locks  | \$104.00                |
| 1803-53L                            | 6           | Standard for nexTouch® cylindrical series lever locks<br>Optional for inTouch®^ series lever locks   |                         |
| 1803-47L                            | 6           | Standard for 4700LN and 5300LN series lever locks Optional for 440F series exit device trim  |                         |
| 1803-46K                            | 6           | Optional for 4600YC series knob locks  |                         |
| 1803-46L                            | 6           | Standard for Corbin Russwin CLX3300 (YC) & SARGENT 10X Line (YC-) series cylindrical locks, mechanical functions, 1-3/8" – 2" doors.               |                         |
| 1803-46LL                           | 6           | Standard for Corbin Russwin CLX3300 (YC) & SARGENT 10X Line (YC-) series cylindrical locks, mechanical functions, 2-1/4" doors.                    | \$106.00                |
| 1803A-46L                           | 7           | Standard for Corbin Russwin CLX3300 (YC7) & SARGENT 10X Line (YC-7P-) series cylindrical locks, mechanical functions, 1-3/8" – 2" doors.           |                         |
| 1803A-46LL                          | 7           | Standard for Corbin Russwin CLX3300 (YC7) & SARGENT 10X Line (YC-7P-) series cylindrical locks, mechanical functions, 2-1/4" doors.                |                         |
| 1803-46E                            | 6           | Standard for Corbin Russwin CLX3300 (YC) & SARGENT 10X Line (YC-) series cylindrical locks, electrified functions, 1-3/8" – 2" doors.              | \$104.00                |
| 1803-46LE                           | 6           | Standard for Corbin Russwin CLX3300 (YC) & SARGENT 10X Line (YC-) series cylindrical locks, electrified functions, 2-1/4" doors.                   |                         |
| 1803A-46E                           | 7           | Standard for Corbin Russwin CLX3300 (YC7) & SARGENT 10X Line (YC-7P-) series cylindrical locks, electrified functions, 1-3/8" – 2" doors.          | \$106.00                |
| 1803A-46LE                          | 7           | Standard for Corbin Russwin CLX3300 (YC7) & SARGENT 10X Line (YC-7P-) series cylindrical locks, electrified functions, 2-1/4" doors.               |                         |
| <b>OTHER MANUFACTURERS' KEYWAYS</b> |             |  | <b>606/626 FINISHES</b> |
| 2801                                | 6           | Schlage® "C" keyway for 5300^ & 5400^ series locks and 540F series trim  | \$104.00                |
| 2802                                | 6           | Schlage® "C" keyway for 5300LN, 5400LN, 6400LN^ & inTouch®^ series lever locks and 440F, 540F & 580F series trims                                  |                         |
| 2805                                | 6           | Schlage® "C" keyway for 4600YC & 4700^ series knob locks   | \$89.00                 |
| 2806                                | 6           | Schlage® "C" keyway for 4600LN series lever locks  |                         |
| 2812                                | 6           | Schlage® "C" keyway for 4300^, 4300LN^ & 4800LN^ series knob/lever locks   | \$104.00                |
| 2803-54L                            | 6           | Optional for Corbin Russwin CL3100 (YC) & Sargent 11 Line (YC-) series lever locks. Optional for 4300LN^, 4600LN & 4800LN^ series lever locks.     |                         |
| 2803-54K                            | 6           | Schlage® "C" keyway for 5400CK series knob locks and Heritage Collection lever locks   |                         |
| 2803-53L                            | 6           | Schlage® "C" keyway for nexTouch® cylindrical series lever locks<br>Optional for inTouch®^ series lever locks                                      |                         |
| 2803-47L                            | 6           | Standard for 4700LN and 5300LN series lever locks Optional for 440F series exit device trim  |                         |
| 2803-46K                            | 6           | Optional for 4600YC series knob locks  |                         |
| 2803-46L                            | 6           | Optional for Corbin Russwin CLX3300 (YC) & SARGENT 10X Line (YC-) series cylindrical locks, mechanical functions. 1-3/8" – 2" doors.               |                         |

Note: Cylinder plugs will be supplied in 606, 626, or BSP. Cylinder plugs with other manufacturers' keyways will be supplied in 606 or 626 only.

Schlage® C – Available Keyed Random or 0-Bitted

Other Manuf keyway – Available Keyed Random only, specify keyway Sargent LA, Schlage® E, Corbin Russwin L4, Corbin 60, Russwin D1

^Lockset series obsolete

## MISCELLANEOUS CYLINDERS

### FIXED CORE COMPONENT/CYLINDRICAL LOCK & EXIT TRIM CYLINDERS (CONT.):

| MODEL #                                     | NO. OF PINS | APPLICATIONS   | 606/626 FINISHES |
|---|-------------|--|------------------|
| <b>OTHER MANUFACTURERS' KEYWAYS (CONT.)</b> |             |  |                  |
| 3804  | 6           | Other manufacturer's keyway for 4700LN, 5300LN, 5400LN, 6400LN^ & inTouch®^ series lever locks and 440F, 540F & 580F series trims              | \$131.00         |
| 3805  | 6           | Other manufacturer's keyway for 4700^ series knob locks  |                  |
| 3806  | 6           | Other manufacturer's keyway for 4600YC & 4600LN series knob/lever locks  | \$116.00         |
| 3803-54L                                    | 6           | Optional for Corbin Russwin CL3100 (YC) & Sargent 11 Line (YC-) series lever locks. Optional for 4300LN^, 4600LN & 4800LN^ series lever locks. | \$131.00         |
| 3803-54K                                    | 6           | Other manufacturer's keyway for 5400CK series knob locks and Heritage Collection lever locks   |                  |
| 3803-53L                                    | 6           | Other manufacturer's keyway for nexTouch® cylindrical series lever locks<br>Optional for inTouch®^ series lever locks                          |                  |
| 3803-47L                                    | 6           | Standard for 4700LN and 5300LN series lever locks Optional for 440F series exit device trim  |                  |
| 3803-46K                                    | 6           | Optional for 4600YC series knob locks  |                  |
| 3803-46L                                    | 6           | Optional for Corbin Russwin CLX3300 (YC) & SARGENT 10X Line (YC-) series cylindrical locks, mechanical functions. 1-3/8" – 2" doors.           |                  |
| 100CV1                                      | 6           | Arrow AR keyway for nexTouch® cylindrical series lever locks   | \$104.00         |

### FIXED CORE COMPONENT/DEADBOLT CYLINDERS:

| MODEL #                             | NO. OF PINS | APPLICATIONS  | 606/626/BSP FINISHES |
|-------------------------------------|-------------|---|----------------------|
| <b>CONVENTIONAL KEYWAYS</b>         |             |   |                      |
| 1807                                | 6           | Standard for D series deadbolts, single cylinder functions  | \$89.00              |
| 1808                                | 6           | Standard for D series deadbolts, double cylinder functions  |                      |
| 1814                                | 6           | Standard for 4800LN^ series deadbolt  | \$104.00             |
| 1803-134S                           | 6           | Standard for Heritage Collection Deadbolt used with interconnected lock (non-face removable)<br>Optional for D Series deadbolts, single cylinder functions                    |                      |
| 1803-134D                           | 6           | Optional for D Series deadbolts, double cylinder functions  |                      |
| <b>OTHER MANUFACTURERS' KEYWAYS</b> |             |   | <b>606/626</b>       |
| 2807                                | 6           | Schlage® "C" keyway for D series deadbolts, single cylinder functions   | \$89.00              |
| 2808                                | 6           | Schlage® "C" keyway for D series deadbolts, double cylinder functions   |                      |
| 2814                                | 6           | Schlage® "C" keyway for 4800LN^ series deadbolt   | \$104.00             |
| 2803-134S                           | 6           | Schlage® "C" keyway for Heritage Collection Deadbolt used with interconnected lock (non-face removable)<br>Optional for D Series deadbolts, single cylinder functions         |                      |
| 2803-134D                           | 6           | Schlage® "C" keyway for D Series deadbolts, double cylinder functions   |                      |
| 3806                                | 6           | Other manufacturer's keyway for D series deadbolts  | \$116.00             |
| 3803-134S                           | 6           | Other manufacturer's keyway for Heritage Collection Deadbolt used with interconnected lock (non-face removable)<br>Optional for D Series deadbolts, single cylinder functions | \$131.00             |
| 3803-134D                           | 6           | Other manufacturer's keyway for D Series deadbolts, double cylinder functions   | \$116.00             |

Schlage® C – Available Keyed Random or 0-Bitted

Other Manuf keyway – Available Keyed Random only, specify keyway Sargent LA, Schlage® E, Corbin Russwin L4, Corbin 60, Russwin D1

^Lockset series obsolete

Cylinder plugs will be supplied in 606, 626, or BSP. Cylinder plugs with other manufacturers' keyways will be supplied in 606 or 626 only.

**NOTE:** Cylinder rings/collars not furnished with locksets or other products when ordered less cylinders.  
Cylinder rings/collars furnished at no charge when ordered with cylinders/housings.

## MISCELLANEOUS CYLINDERS

### FIXED CORE MORTISE CYLINDERS:

| MODEL # | PRODUCT DESCRIPTION  | LENGTHS          | CAM   | ALL FINISHES |
|---------|--|------------------|-------|--------------|
| 1108    | Dummy Mortise Cylinder   | 1" - 1-3/4"      | N/A   | \$84.00      |
| 1152    | Standard for Cast Iron Mortise Except for 1" Deadlocks           | 1" - 1-3/4"      | 1161  | \$119.00     |
| 1152    | For Cast Iron Mortise with Optional Cam (Key Switches)           | 1" - 1-3/4"      | 1161G |              |
| 2153    | Standard Cylinder for 8800FL, 8800, 8800RL, 350 Series Deadlocks | 1" - 1-3/4"      | 2160  | \$119.00     |
| 2123    | Extra Length Cylinder for 8800FL, 8800, 8800RL                   | *1-7/8" - 3-1/2" | 2160  | \$166.00     |
| 2153S   | Standard Inside Cylinder for 8817-2 Function                     | 1" - 1-3/4"      | 2130  | \$119.00     |
| 2123S   | Extra Length Inside Cylinder for 8817-2 Function                 | *1-7/8" - 3-1/2" | 2130  | \$166.00     |
| 2553**  | Schlage® "C" Keyway Cylinder 6-Pin - 0-bitted or Keyed Random    | 1-1/8"           | 2160  | \$119.00     |
|         | 7-Pin Cylinders  | ADD              | —     | \$2.00       |

\*Additional length available, price on application.

\*\*2553 only available in 606, 612 and 626 finishes.

### FIXED CORE RIM CYLINDERS:

| MODEL # | PRODUCT DESCRIPTION   | *ALL FINISHES |
|---------|---|---------------|
| 1109    | Standard Cylinder   | \$119.00      |
| 1709    | CMK Cylinder (Price Includes Construction Master Keying)      | \$137.00      |
| 2109**  | Schlage® "C" Keyway Cylinder 6-Pin - 0-bitted or Keyed Random | \$119.00      |

\*Rim cylinders not available in 629 or 630.

\*\*Only available in 605, 606, and 626 finishes.

### HOTEL CYLINDERS:

| MODEL #        | PRODUCT DESCRIPTION                                       | LENGTH   | CAM   | ALL FINISHES |
|----------------|---|----------|-------|--------------|
| <b>MORTISE</b> |   |          |       |              |
| 1194H          | LFIC Hotel Cylinder 6-Pin                                 | 1-11/16" | 1160E | \$351.00     |
| 1196H          | LFIC Hotel Cylinder 6-Pin for 310 Series Deadlocks        | 1-11/16" | 1160R |              |
| 1719           | Standard Hotel Cylinder 6-Pin for Cast Iron Mortise Locks | 1-3/8"   | 1160  | \$259.00     |
| 2196H          | LFIC Hotel Cylinder 6-Pin                                 | 1-11/16" | 2160  | \$351.00     |
| 2719           | Standard Hotel Cylinder 6-Pin                             | 1-3/8"   | 2160  | \$259.00     |
| <b>RIM</b>     |   |          |       |              |
| 1179           | Standard Hotel Cylinder 6-Pin                             | 1-5/8"   | —     | \$259.00     |

### THUMBTURN CYLINDERS:

| MODEL # | PRODUCT DESCRIPTION      | LENGTHS      | CAM  | ALL FINISHES |
|---------|--------------------------|--------------|------|--------------|
| S2053   | Cylinder for 8800        | 1" or 1-1/8" | 2160 | \$140.00     |
| S2053S  | Inside Cylinder for 8834 | 1" or 1-1/8" | 2130 |              |

### C900 SERIES CYLINDERS FOR ELECTRICAL SWITCHES:

| PRODUCT DESCRIPTION              | ALL FINISHES |
|----------------------------------|--------------|
| C910, C910A, C910B, C910C, C910D | \$109.00     |
| C911, C911A, C911B, C911C, C911D | \$126.00     |
| C920, C920A, C920B, C920C, C920D |              |
| C921, C921A, C921B, C921C, C921D |              |
| C922, C922A, C922B, C922C, C922D | \$132.00     |
| C930, C930A, C930B, C930C, C930D | \$150.00     |

If operated by two or more different keys, see page 29 for additional keying charges. Collar required must be specified.

Note: Cylinder plugs will be supplied in 606, 626, or BSP. Cylinder plugs with other manufacturers' keyways will be supplied in 606 or 626 only.



## INTERCHANGEABLE CORE CYLINDERS

## COMPLETE CYLINDERS:

| MODEL #        | PRODUCT DESCRIPTION                                  | LENGTH             | CAM   | ALL FINISHES |
|----------------|--|--------------------|-------|--------------|
| <b>MORTISE</b> |  |                    |       |              |
| 1194           | LFIC Cylinder 6-Pin                                  | 1-1/2"             | 1160E | \$214.00     |
| 1194           | LFIC Cylinder 7-Pin                                  | 1-11/16"           | 1160E | \$216.00     |
| 1196           | LFIC Cylinder 6-Pin for 310 Series Mortise Deadlocks | 1-1/2"             | 1160R | \$214.00     |
| 1196           | LFIC Cylinder 7-Pin for 310 Series Mortise Deadlocks | 1-11/16"           | 1160R | \$216.00     |
| 2196           | LFIC Cylinder 6-Pin                                  | 1-1/2", 1-3/4", 2" | 2160  | \$214.00     |
| 2196S          | LFIC Inside Cylinder 6-Pin for 8817-2 Function       | 1-1/2"             | 2130  | \$214.00     |
| 2197           | LFIC Cylinder 7-Pin                                  | 1-11/16", 2"       | 2160  | \$216.00     |
| 2197S          | LFIC Inside Cylinder 7-Pin for 8817-2 Function       | 1-11/16"           | 2130  | \$216.00     |
| <b>RIM</b>     |  |                    |       |              |
| 1193           | LFIC Cylinder 6-Pin                                  | —                  | —     | \$214.00     |
| 1193           | LFIC Cylinder 7-Pin                                  | —                  | —     | \$216.00     |
| 1193L          | LFIC Cylinder 6-Pin with Lazy Cam                    | —                  | —     | \$214.00     |

Note: Cylinder plugs and LFIC shells will be supplied in 606, 626, or BSP.

## COMPLETE CYLINDERS:

| MODEL #        | PRODUCT DESCRIPTION               | LENGTH                 | CAM | ALL FINISHES |
|----------------|-----------------------------------|------------------------|-----|--------------|
| <b>MORTISE</b> |                                   |                        |     |              |
| A620           | SFIC Cylinder 6- or 7-Pin         | 1-1/4", 1-3/8", 1-3/4" | KC1 | \$203.00     |
| A630           | SFIC Tapered Cylinder 6- or 7-Pin | 1-1/4", 1-3/8"         | KC1 | \$207.00     |
| <b>RIM</b>     |                                   |                        |     |              |
| A640           | SFIC Cylinder 6- or 7-Pin         | 1-1/4", 1-3/8"         | KT1 | \$203.00     |

Note: A620, A630 & A640 include Best® keyway core (A600), specify keyway.

## \*CORES ONLY:

| MODEL # | PRODUCT DESCRIPTION                               | 606/626/BSP FINISHES |
|---------|---|----------------------|
| 1210    | Large Format Core Only, 6-Pin                     | \$95.00              |
| 1210H   | Large Format Core Only for Hotel Cylinders, 6-Pin | \$232.00             |
| 1220    | Large Format Core Only, 7-Pin                     | \$97.00              |
| A600**  | Small Format Core Only, 6- or 7-Pin               | \$84.00              |

\*Prices include masterkeying or grand masterkeying.

\*\*A600 available in 606 and 626 only.

**NOTE:** See page [38](#) for housing assemblies.

**When Ordering:** Specify finish.  
Specify ring/collar size when ordering with cylinder.

## CYLINDER COMPONENTS

### \*CYLINDER COLLARS:

| MODEL # | PRODUCT DESCRIPTION                                     | ALL FINISHES |
|---------|---|--------------|
| KP3     | Wave Washer   | \$6.60       |
| KP4     | Cylinder Collar for Rim Cylinders                       |              |
| 599     | Recessed Cylinder Collar for Mortise and Rim            | \$68.00      |
| 1765    | Recessed Cylinder Collar for Mortise and Rim            | \$57.00      |
|         | .062" - .219"   |              |
|         | .250" - .656"   |              |
| 1766    | Tubular Spacer Collar for Mortise and Rim High Security | \$80.00      |
| 1767    | Square Collar for Mortise and Rim                       | \$92.00      |

\*Specify dimension. Cylinder collars not furnished with locksets or other products when ordered less cylinders. When cylinders ordered separately, collar length must be specified.

### PLUGS ONLY:

| PRODUCT DESCRIPTION                                     | PARA(EIR) SECTION | ALL OTHER SECTIONS |
|---|-------------------|--------------------|
| Mortise Cylinders (i.e. 2153)                           | \$25.60           | \$27.28            |
| Rim Cylinders (i.e. 1109)                               |                   |                    |
| Cylindrical Lock Cylinders (specify cylinder, i.e.1802) |                   |                    |
| Hotel Cylinders (i.e. 1179)                             | \$28.90           | \$30.58            |
| Interchangeable Core (i.e.1210)                         | \$25.60           | \$27.28            |
| 7-Pin Cylinder Plugs                                    | ADD \$2.00        | \$2.00             |

### SHELLS ONLY:

| PRODUCT DESCRIPTION                                | ALL FINISHES |
|--|--------------|
| Mortise Cylinder (i.e.2153)                        | \$56.00      |
| Rim Cylinders (i.e. 1109 - 629, 630 not available) |              |
| Cylindrical Lock Cylinder (i.e. 1802 - unfinished) | \$14.90      |
| Hotel Cylinders (i.e. 1179)                        | \$64.00      |
| 7-Pin Cylinder Shells                              | ADD \$2.00   |

### HOUSING ASSEMBLIES:

| MODEL # | PRODUCT DESCRIPTION                                 | *ALL FINISHES |
|---------|---|---------------|
| 1212    | For 1193 Rim Cylinder (6-Pin)                       | \$119.00      |
| 1212B   | For 1193 Rim Cylinder (7-Pin)                       |               |
| 1213    | For 1196 Mortise Cylinder (7-Pin)                   |               |
| 1213    | For 1196H Mortise Cylinder (6-Pin)                  |               |
| 1214    | For 1194 Mortise Cylinder (6-Pin)                   |               |
| 1214H   | For 1194 Mortise Cylinder (7-Pin)                   |               |
| 1214H   | For 1194H Mortise Cylinder (6-Pin)                  |               |
| 1221    | For 1196 Mortise Cylinder (6-Pin)                   |               |
| 2221    | For 2196 Mortise Cylinder (6-Pin)                   |               |
| 2213    | For 2197 & 2196H Mortise Cylinder (7-Pin)           |               |
| 2214S   | For 2196S Mortise Cylinder (6-Pin)                  |               |
| 2217S   | For 2197S Mortise Cylinder (7-Pin)                  |               |
| K660    | SFIC Mortise Housing (1-1/4", 1-3/8", 1-3/4")       |               |
| K670    | SFIC Tapered Mortise Housing (1-1/4", 1-3/8")       | \$123.00      |
| K680    | SFIC Rim Housing (1-1/4", 1-3/8")                   | \$119.00      |
| K860    | LFIC Mortise Housing (1-1/2", 1-11/16", 1-3/4", 2") |               |
| K880    | LFIC Rim Housing (1-7/16", 1-5/8")                  |               |

\*Rim cylinders not available in 629 or 630.

**When Ordering:** Specify finish.  
Specify ring/collar size when ordering with cylinder.

Note: Cylinder plugs will be supplied in 606, 626, or BSP. Cylinder plugs with other manufacturers' keyways will be supplied in 606 or 626 only.

## SECURITY CYLINDERS

| MODEL #        | PRODUCT DESCRIPTION                    | CAM  | ORDERED SEPARATELY | ORDERED WITH LOCKSET ADD |
|----------------|--|------|--------------------|--------------------------|
| <b>MORTISE</b> |  |      |                    |                          |
| 5152           | Security Cylinder 6-Pin                | 1161 | \$470.00           | \$351.00                 |
| 5152           | Security Cylinder 7-Pin                | 1161 | \$474.00           | \$355.00                 |
| 5153           | Security Cylinder 6-Pin                | 2160 | \$470.00           | \$351.00                 |
| 5153           | Security Cylinder 7-Pin                | 2160 | \$474.00           | \$355.00                 |
| 5719           | Security Hotel Cylinder 6-Pin (1-3/8") | 2160 | \$727.00           | \$608.00                 |
| <b>RIM</b>     |  |      |                    |                          |
| 5109           | Security Cylinder 6-Pin                | —    | \$470.00           | \$351.00                 |
| 5109           | Security Cylinder 7-Pin                | —    | \$474.00           | \$355.00                 |

| MODEL #   | NO. OF PINS | APPLICATIONS   | 606/626 FINISHES ORDERED SEPARATELY | ORDERED WITH LOCKSET ADD |
|---|-------------|--|-------------------------------------|--------------------------|
| COMPONENT: CYLINDRICAL LOCKS & EXIT DEVICE TRIM |             |  |                                     |                          |
| 5801C   | 6           | Optional for 5300^ & 5400^ series knob locks and 540F series trim  | \$412.00                            | \$308.00                 |
| 5801A   | 7           | Optional for 5400^ series knob locks and 540F series trim  | \$416.00                            | \$312.00                 |
| 5802  | 6           | Optional for 4700LN, 5300LN, 5400LN, 6400LN^ & inTouch®^ series lever locks and 440F, 540F & 580F series trims   | \$412.00                            | \$308.00                 |
| 5802A   | 7           | Optional for 5400LN & 6400LN series lever locks and 540F & 580F series trims   | \$416.00                            | \$312.00                 |
| 5812  | 6           | Optional for 4300^, 4300LN^ & 4800LN^ series knob/lever locks  | \$412.00                            | \$308.00                 |
| 5803-54L  | 6           | Optional for Corbin Russwin CL3100(YC) & Sargent 11 Line (YC-) series lever locks. Optional for 4300LN^, 4600LN & 4800LN^ series lever locks.              |                                     |                          |
| 5803A-54L                                       | 7           | Optional for Corbin Russwin CL3100(YC7), Sargent 11 Line (YC-7P-) series lever locks.  | \$416.00                            | \$312.00                 |
| 5803-54K  | 6           | Optional for 5400CK series knob locks and Heritage Collection lever locks  | \$412.00                            | \$308.00                 |
| 5803-53L  | 6           | Optional for nexTouch® cylindrical series lever locks<br>Optional for 4700LN, 5300LN & inTouch®^ series lever locks and 440F series trim                   |                                     |                          |
| 5803-46K  | 6           | Optional for 4600YC series knob locks  |                                     |                          |
| 5803-46L  | 6           | Optional for Corbin Russwin CLX3300 (YC) & SARGENT 10X Line (YC-) series cylindrical locks, mechanical functions, 1-3/8" – 2" doors.                       |                                     |                          |
| 5803-46LL                                       | 6           | Optional for Corbin Russwin CLX3300 (YC) & SARGENT 10X Line (YC-) series cylindrical locks, mechanical functions, 2-1/4" doors.                            | \$416.00                            | \$312.00                 |
| 5803A-46L                                       | 7           | Optional for Corbin Russwin CLX3300 (YC7) & SARGENT 10X Line (YC-7P-) series cylindrical locks, mechanical functions, 1-3/8" – 2" doors.                   |                                     |                          |
| 5803A-46LL                                      | 7           | Optional for Corbin Russwin CLX3300 (YC7) & SARGENT 10X Line (YC-7P-) series cylindrical locks, mechanical functions, 2-1/4" doors.                        |                                     |                          |
| 5803-46E  | 6           | Optional for Corbin Russwin CLX3300 (YC) & SARGENT 10X Line (YC-) series cylindrical locks, electrified functions, 1-3/8" – 2" doors.                      | \$412.00                            | \$308.00                 |
| 5803-46LE                                       | 6           | Optional for Corbin Russwin CLX3300 (YC) & SARGENT 10X Line (YC-) series cylindrical locks, electrified functions, 2-1/4" doors.                           |                                     |                          |
| 5803A-46E                                       | 7           | Optional for Corbin Russwin CLX3300 (YC7) & SARGENT 10X Line (YC-7P-) series cylindrical locks, electrified functions, 1-3/8" – 2" doors.                  | \$416.00                            | \$312.00                 |
| 5803A-46LE                                      | 7           | Optional for Corbin Russwin CLX3300 (YC7) & SARGENT 10X Line (YC-7P-) series cylindrical locks, electrified functions, 2-1/4" doors.                       |                                     |                          |
| COMPONENT: DEADBOLTS                            |             |  |                                     |                          |
| 5814  | 6           | Optional for 4800LN^ series deadbolt   | \$470.00                            | \$366.00                 |
| 5803-134S                                       | 6           | Optional for Heritage Collection Deadbolt used with interconnected lock (non-face removable)<br>Optional for D Series deadbolts, single cylinder functions | \$412.00                            | \$308.00                 |
| 5803-134D                                       | 6           | Optional for D Series deadbolts, double cylinder functions   |                                     |                          |

Note: Cylinder plugs will be supplied in 606, 626, or BSP. Cylinder plugs with other manufacturers' keyways will be supplied in 606 or 626 only.

^Lockset series obsolete

SECURITY CYLINDERS WITH INTERCHANGEABLE CORE



| MODEL #            | PRODUCT DESCRIPTION                                       | LENGTH   | CAM   | ORDERED SEPARATELY | ORDERED WITH LOCKSET ADD |
|--------------------|---|----------|-------|--------------------|--------------------------|
| MORTISE - COMPLETE |   |          |       |                    |                          |
| 5194               | LFIC Security Cylinder 6-Pin                              | 1-1/2"   | 1160E | \$581.00           | \$462.00                 |
| 5194               | LFIC Security Cylinder 7-Pin                              | 1-11/16" | 1160E | \$585.00           | \$466.00                 |
| 5196               | LFIC Security Cylinder 6-Pin                              | 1-1/2"   | 2160  | \$581.00           | \$462.00                 |
| 5196S              | LFIC Security Inside Cylinder 6-Pin for 8817-2 Function   | 1-1/2"   | 2130  |                    |                          |
| 5196H              | LFIC Security Hotel Cylinder 6-Pin                        | 1-11/16" | 2160  | \$934.00           | \$815.00                 |
| 5197               | LFIC Security Cylinder 7-Pin                              | 1-11/16" | 2160  | \$585.00           | \$466.00                 |
| 5197S              | LFIC Security Inside Cylinder 7-Pin for 8817-2 Function   | 1-11/16" | 2130  |                    |                          |
| RIM - COMPLETE     |   |          |       |                    |                          |
| 5193               | LFIC Security Cylinder 6-Pin                              | —        | —     | \$581.00           | \$462.00                 |
| 5193               | LFIC Security Cylinder 7-Pin                              | —        | —     | \$585.00           | \$466.00                 |
| CORES ONLY         |   |          |       |                    |                          |
| 5210               | Large Format Security Core Only 6-Pin                     | —        | —     | \$379.00           | \$379.00                 |
| 5220               | Large Format Security Core Only 7-Pin                     | —        | —     | \$383.00           | \$383.00                 |
| 5210H              | Large Format Security Core Only for Hotel Cylinders 6-Pin | —        | —     | \$778.00           | \$778.00                 |

Note: Cylinder plugs and LFIC shells will be supplied in 606, 626, or BSP.

**NOTE:** Security systems typically use the "A" key bow, although conventional systems can also use this bow. Ordering AN11 or AN117 does not guarantee security blanks. All orders for security keyblanks must be specific and reference the master key systems registry numbers, if existing. All orders for security keyblanks must also be accompanied by proper authorization.

**NOTE:** All Security Cylinders and High Security Cylinders includes Master Keying or Grand Master Keying. Construction Master Keying not available. Cylinders "0" Bitted, no deduct.

**When Ordering:** Specify finish.

## U.L. HIGH SECURITY CYLINDERS

| MODEL #        | PRODUCT DESCRIPTION                | CAM  | ORDERED SEPARATELY | ORDERED WITH LOCKSET ADD |
|----------------|------------------------------------|------|--------------------|--------------------------|
| <b>MORTISE</b> |                                    |      |                    |                          |
| U5152          | High Security Cylinder 6-Pin       | 1161 | \$628.00           | \$509.00                 |
| U5152          | High Security Cylinder 7-Pin       | 1161 | \$632.00           | \$513.00                 |
| U5153          | High Security Cylinder 6-Pin       | 2160 | \$628.00           | \$509.00                 |
| U5153          | High Security Cylinder 7-Pin       | 2160 | \$632.00           | \$513.00                 |
| U5719          | High Security Hotel Cylinder 6-Pin | 2160 | \$871.00           | \$752.00                 |
| <b>RIM</b>     |                                    |      |                    |                          |
| U5109          | High Security Cylinder 6-Pin       | —    | \$628.00           | \$509.00                 |
| U5109          | High Security Cylinder 7-Pin       | —    | \$632.00           | \$513.00                 |

Note: Cylinder plugs will be supplied in 606, 626, or BSP. Cylinder plugs with other manufacturers' keyways will be supplied in 606 or 626 only.

## SECURITY KEYS

| PRODUCT DESCRIPTION  | ORDERED SEPARATELY |
|--|--------------------|
| Extra Change Keys  | \$21.40            |
| Key Blanks & Control Key Blanks                                    | \$21.10            |
| Master Keys & Control Keys   | \$21.40            |
| All Security Keys Requested with Conventional Cylinders (each key) | \$21.40            |

**NOTE:** Security systems typically use the "A" key bow, although conventional systems can also use this bow. Ordering AN11 or AN117 does not guarantee security blanks. All orders for security keyblanks must be specific and reference the master key systems registry numbers, if existing. All orders for security keyblanks must also be accompanied by proper authorization.

**NOTE:** All Security Cylinders and High Security Cylinders includes Master Keying or Grand Master Keying. Construction Master Keying not available. Cylinders "0" Bitted, no deduct.

**When Ordering:** Specify finish.

## KEYING KITS

### KEYING KITS:

| PRODUCT DESCRIPTION                       | LIST PRICE |
|---|------------|
| SK-12 (.019" Step)                        | \$402.00   |
| SK-13 (.025" Step)                        |            |
| R19 Refill Set (.019" Step)               | \$196.00   |
| R25 Refill Set (.025" Step)               |            |
| 020 Plug Follower for .51" plug (plastic) | \$27.00    |
| 021 Tweezers                              | \$32.50    |
| DK1 Depth Keys                            | \$224.00   |
| KG1 Key Gauge (.019" and .025" step)      | \$26.30    |

## CYLINDER PINS

### .51 CYLINDER PINS AND SPRINGS:

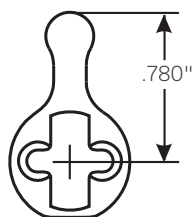
| MODEL # | PRODUCT DESCRIPTION                              | LIST PRICE | PKG. OF 100 |
|---------|--|------------|-------------|
| 151     | Cylinder Spring                                  | \$23.00    | PKG.        |
| 251     | Bottom Pins - .019" step (indicate size 0-9)     |            | PKG.        |
| 251A    | Bottom Pins - .025" step (indicate size 0-7)     |            | PKG.        |
| 351     | Top Pins - .019"/.025" steps (indicate size 1-4) |            | PKG.        |
| 451     | Master Pins - .019" step (indicate size 2-8)     |            | PKG.        |
| 451A    | Master Pins - .025" step (indicate size 2-7)     |            | PKG.        |
| 751-3   | BUMP Pins - .019" step (Qty. 300)                | \$289.00   | —           |

**When Ordering:** Specify finish.

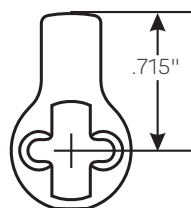
## CYLINDER CAMS

## CYLINDER CAMS:

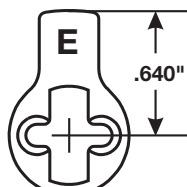
| MODEL #      | PRODUCT DESCRIPTION  | LIST PRICE EACH |
|--------------|--|-----------------|
| 1160         | Std for 1153, S1053H, 1719, 5719, U5719  | \$8.86          |
| 1160E        | Std for 1194, 1194H, 5194, 5194H   |                 |
| 1160L        | Opt for 1194, 1194H, 5194, 5194H   |                 |
| 1161         | Std for 1123, 1152, S1052H, 5152, U5152  |                 |
| 1161E        | Opt for 1194, Std for 2153 when used for 2100 cylinder dogging                           |                 |
| 1161G        | Opt for 1194, 1194H, 5194, 5194H   |                 |
| 1161L        | Opt for 1123, 1152, S1052H, 5152, U5152  |                 |
| 1161U        | Opt for 1194, 1194H, 5194, 5194H   |                 |
| 1161T        | Opt for 1123, 1152, 1186, S1052H, 5152, U5152  |                 |
| 2130         | Std for 2123S, 2153S, S2053S, 2196S, 2197S, 5196S, 5197S                                 |                 |
| 2160         | Std for 2123, 2153, S2053, 2719, 5153, U5153, 5719, 2196, 2197, 2196H, 5196, 5197, 5196H |                 |
| 10-6120-9010 | Cam Disc   | \$1.72          |



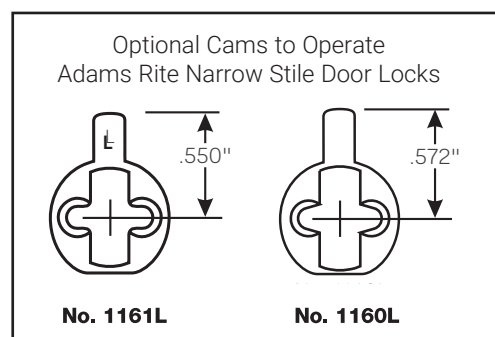
No. 1160



No. 1161

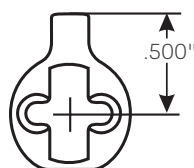


No. 1161E

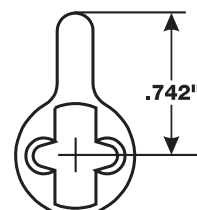


No. 1161L

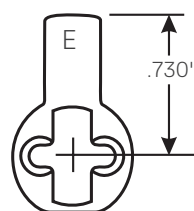
No. 1160L



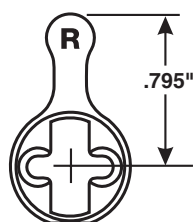
No. 2130



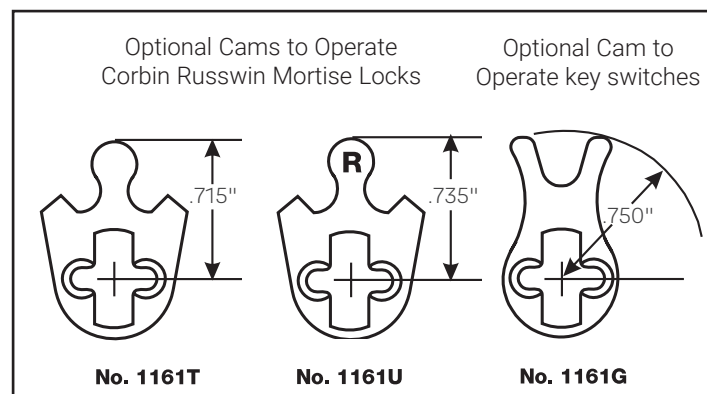
No. 2160\*

Part No.  
10-6120-9010

No. 1160E



No. 1160R



No. 1161T

No. 1161U

No. 1161G

All cams and cam discs illustrated actual size.

\*Will also operate Sargent® mortise locks.

When Ordering: Specify finish.



## MISCELLANEOUS

## MISCELLANEOUS:

| MODEL #          | PRODUCT DESCRIPTION                                  | LIST PRICE |
|------------------|--|------------|
| 1145             | Connecting Bar Regular for 1109-1179                 | \$3.38     |
| 1147             | Connecting Bar Long for 1109                         |            |
| 1151             | Connecting Screw Regular for 1109-1179               | \$2.50     |
| 1151A            | Connecting Screw Long for 1109                       |            |
| 1451             | Retainer for 1109-1179                               | \$1.72     |
| 1451A            | Retainer for 1709-1179                               |            |
| 9072             | Spring   |            |
| 10-1194-2302-999 | Spring Cover for 1210 Core, Fixed Core Mortise & Rim | \$1.04     |
| 10-1194-2303-999 | Spring Cover for 1220 Core, Fixed Core Mortise & Rim |            |
| 013              | Plug Nut   | \$7.78     |
| 014              | Plug Nut Retainer                                    | \$1.70     |
| 1191 1/2         | Knob Screw   |            |
| 9999-4561        | Plug Retainer  |            |
| 99-9999-4525-999 | Plug Retainer Snap Ring                              |            |

## OPTIONS:

| PREFIX | DESCRIPTION                                 | LIST PRICE |         |
|--------|---|------------|---------|
| D      | Dust Guard, Prefix to Cylinder Model Number | ADD        | \$79.00 |
| SP     | Steel Pin, Prefix to Cylinder Model Number  |            | \$52.00 |

| SUFFIX | DESCRIPTION  | LIST PRICE |         |
|--------|--|------------|---------|
| BUMP   | BUMP Resistant Cylinders - Suffix to Cylinder Model Number | ADD        | \$42.00 |

## ASSA ABLOY ACCENTRA® KEYMARK® KEYING CHARGES, KEYS AND KEY BLANKS

**MASTERKEY SERVICES:** The value-added service of a customized masterkey security solution is provided when requested for a nominal charge with the purchase of complete ASSA ABLOY ACCENTRA® keyed locking devices. In addition to the standard masterkeying charge, a masterkey service charge will be assessed, based on quantity, cylinder type, key system type, for an order that includes only ASSA ABLOY ACCENTRA® cylinders or cores for use in non-ASSA ABLOY ACCENTRA® manufactured locking devices for which ASSA ABLOY ACCENTRA® has an equivalent.

### KEYING CHARGES:

| PRODUCT DESCRIPTION   |        | LIST PRICE |
|---|--------|------------|
| Masterkeying, Grand Masterkeying, Great Grand Masterkeying (all fixed core cylinders, charge for each cylinder) | ADD    | \$18.00    |
| Masterkeying, Grand Masterkeying, Great Grand Masterkeying (LFIC and SFIC Cores)                                | ADD    | \$0.00     |
| Uncombined Cylinders and Cores - key blanks not included  | DEDUCT | \$5.00     |

### CONSTRUCTION MASTER KEYING:

For security reasons, ASSA ABLOY ACCENTRA® KeyMark® cylinders are not available construction master keyed. Temporary construction cores are available for both SFIC and LFIC. Temporary cores for SFIC are available with either disposable or locking cores. Temporary cores for LFIC are available with only lockable cores. Temporary cores are not available in competitor formats. See page [33](#) for construction core program.

### VISUAL CYLINDER/KEY CONTROL:

| Description  | Cylinders          |            | Keys               |            |
|--|--------------------|------------|--------------------|------------|
|  | Stamping           | List Price | Stamping           | List Price |
| VKC0 - No stamping except keyway designation (keys will be tagged) | No Stamping        | No Charge  | No Stamping        | \$5.60/key |
| VKC1 - Keys only   | N/A                | No Charge  | Keyset             | No Charge  |
| VKC2 - Cylinder and keys*  | Keyset             | \$4.40/cyl | Keyset             | No Charge  |
| VKC3 - Cylinder*   | Keyset             | \$4.40/cyl | Bitings            | No Charge  |
| All VKC, VDC or VAC stamping codes that using alternate symbol     | Alternate Stamping | \$4.40/cyl | Alternate Stamping | \$4.40/key |

### CONCEALED CYLINDER/VISUAL KEY CONTROL:

| Description  | Cylinders          |            | Keys               |            |
|--|--------------------|------------|--------------------|------------|
|  | Stamping           | List Price | Stamping           | List Price |
| CKC2 - Cylinder and keys*                                      | Keyset             | \$4.40/cyl | Keyset             | No Charge  |
| CKC3 - Cylinders only*   | Keyset             | \$4.40/cyl | Bitings            | No Charge  |
| All CKC, CDC or CAC stamping codes that using alternate symbol | Alternate Stamping | \$4.40/cyl | Alternate Stamping | \$4.40/key |

\*Cylinder face stamping not available for ASSA ABLOY ACCENTRA® KeyMark®, security, and high security products

**NOTE:** See page [9](#) for code definitions and examples

### KEYS:

| PRODUCT DESCRIPTION                                    |     | LIST PRICE |
|--|-----|------------|
| Master Keys and Control Keys - each                    | --  | \$17.00    |
| Two Keys ordered with cylinder/lockset (standard)      | --  | \$0.00     |
| Extra Change Keys ordered with cylinder/lockset - each | ADD | \$17.00    |
| Change Keys ordered separately - each                  | --  |            |

### KEY BLANKS:

| PRODUCT DESCRIPTION            |      | LIST PRICE |
|--------------------------------|------|------------|
| Single Section 6 & 7 pin       | EACH | \$8.70     |
| Multi-Section 6 & 7 pin        | EACH | \$9.50     |
| Control Keys KN117C, 118C, 91C | EACH |            |

**NOTE:** Key blanks can not be substituted for cut keys.

**When Ordering:** Specify finish.

## ASSA ABLOY ACCENTRA® KEYMARK® CYLINDERS AND CORES



### MORTISE CYLINDERS: SPECIFY 6 OR 7 PIN

| MODEL # | PRODUCT DESCRIPTION           | LENGTHS                      | ALL FINISHES |
|---------|-------------------------------|------------------------------|--------------|
| K100    | Fixed Core Mortise Cylinder   | 1-1/8", 1-1/4"               | \$139.00     |
| K100    | Fixed Core Mortise Cylinder   | 1-1/2", 1-3/4", 2"           | \$295.00     |
| K620    | SFIC Mortise Cylinder         | 1-1/4", 1-3/8", 1-3/4"       | \$252.00     |
| K630    | SFIC Tapered Mortise Cylinder | 1-1/4", 1-3/8"               | \$256.00     |
| K820    | LFIC Mortise Cylinder         | 1-1/2", 1-11/16", 1-3/4", 2" | \$258.00     |

### RIM CYLINDERS: SPECIFY 6 OR 7 PIN

| MODEL # | PRODUCT DESCRIPTION     | LENGTHS         | ALL FINISHES |
|---------|-------------------------|-----------------|--------------|
| K300    | Fixed Core Rim Cylinder | 1-1/8"          | \$150.00     |
| K640    | SFIC Rim Cylinder       | 1-1/4", 1-3/8"  | \$252.00     |
| K840    | LFIC Rim Cylinder       | 1-7/16", 1-5/8" | \$258.00     |

### CYLINDRICAL LOCKS & EXIT DEVICE TRIM

| MODEL #                              | NO. OF PINS | APPLICATIONS   | 606/626/BSP FINISHES |
|--------------------------------------|-------------|--|----------------------|
| CYLINDRICAL LOCKS & EXIT DEVICE TRIM |             |  |                      |
| K400                                 | 6           | Optional for 5300^ & 5400^ series knob locks and 540F series trim  | \$131.00             |
| K402                                 | 6           | Optional for 4700LN, 5300LN, 5400LN, 6400LN^ & inTouch®^ series lever locks and 440F, 540F & 580F series trims   |                      |
| K402                                 | 7           | Optional for 5400LN & 6400LN^ series lever locks and 540F series trim  |                      |
| K404                                 | 6           | Optional for 4800LN^ series lever locks  |                      |
| K490                                 | 6           | Optional for Schlage® A, D & ND series lever locks   | \$139.00             |
| K403-54L                             | 6           | Optional for Corbin Russwin CL3100(YC) & Sargent 11 Line (YC-) series lever locks. Optional for 4600LN & 4800LN^ series lever locks.                   | \$131.00             |
| K403A-54L                            | 7           | Optional for Corbin Russwin CL3100(YC7), Sargent 11 Line (YC-7P-) series lever locks   |                      |
| K403-54K                             | 6           | Optional for 5400CK series knob locks and Heritage Collection lever locks  |                      |
| K403-53L                             | 6           | Optional for nexTouch® cylindrical series lever locks and inTouch®^ series lever locks   |                      |
| K403-47L                             | 6           | Optional for 4700LN, 5300LN and 440F series trim   |                      |
| K403-46K                             | 6           | Optional for 4600YC series knob locks  |                      |
| K403-46L                             | 6           | Optional for Corbin Russwin CLX3300 (YC) & SARGENT 10X Line (YC-) series cylindrical locks, mechanical functions, 1-3/8" – 2" doors.                   |                      |
| K403-46LL                            | 6           | Optional for Corbin Russwin CLX3300 (YC) & SARGENT 10X Line (YC-) series cylindrical locks, mechanical functions, 2-1/4" doors.                        |                      |
| K403A-46L                            | 7           | Optional for Corbin Russwin CLX3300 (YC7) & SARGENT 10X Line (YC-7P-) series cylindrical locks, mechanical functions, 1-3/8" – 2" doors.               |                      |
| K403A-46LL                           | 7           | Optional for Corbin Russwin CLX3300 (YC7) & SARGENT 10X Line (YC-7P-) series cylindrical locks, mechanical, 2-1/4" doors.                              |                      |
| K403-46E                             | 6           | Optional for Corbin Russwin CLX3300 (YC) & SARGENT 10X Line (YC-) series cylindrical locks, electrified functions, 1-3/8" – 2" doors.                  |                      |
| K403-46LE                            | 6           | Optional for Corbin Russwin CLX3300 (YC) & SARGENT 10X Line (YC-) series cylindrical locks, electrified functions, 2-1/4" doors.                       |                      |
| K403A-46E                            | 7           | Optional for Corbin Russwin CLX3300 (YC7) & SARGENT 10X Line (YC-7P-) series cylindrical locks, electrified functions, 1-3/8" – 2" doors.              |                      |
| K403A-46LE                           | 7           | Optional for Corbin Russwin CLX3300 (YC7) & SARGENT 10X Line (YC-7P-) series cylindrical locks, electrified functions, 2-1/4" doors.                   |                      |
| DEADBOLTS                            |             |  |                      |
| K202                                 | 6           | Optional for 4800LN^ series deadbolt   | \$131.00             |
| K290                                 | 6           | Optional for Schlage® B series deadbolt  | \$139.00             |
| K403-134S                            | 6           | Optional for Heritage Collection Deadbolt used with interconncted lock (non-face removable) Optional for D Series deadbolts, single cylinder functions | \$131.00             |
| K403-134D                            | 6           | Optional for D Series deadbolts, double cylinder functions   |                      |

### CORES: SPECIFY 6 OR 7 PIN

| MODEL # | PRODUCT DESCRIPTION   | 606/626/BSP FINISHES |
|---------|-----------------------|----------------------|
| K600**  | SFIC Core             | \$133.00             |
| K800    | LFIC Core             | \$139.00             |
| K890    | LFIC Core for Schlage |                      |

Note: Cylinder plugs will be supplied in 606, 626, or BSP. Cylinder plugs with other manufacturers' keyways will be supplied in 606 or 626 only.

^ Lockset series obsolete

\*\*K600 available in 606 and 626 only.

## ASSA ABLOY ACCENTRA® KEYMARK® CYLINDER HOUSINGS, PARTS AND ACCESSORIES

### HOUSINGS: SPECIFY 6 OR 7 PIN

| MODEL # | PRODUCT DESCRIPTION          | LENGTHS                      | ALL FINISHES |
|---------|------------------------------|------------------------------|--------------|
| K660    | SFIC Mortise Housing         | 1-1/4", 1-3/8", 1-3/4"       | \$119.00     |
| K670    | SFIC Tapered Mortise Housing | 1-1/4", 1-3/8"               | \$123.00     |
| K680    | SFIC Rim Housing             | 1-1/4", 1-3/8"               | \$119.00     |
| K860    | LFIC Mortise Housing         | 1-1/2", 1-11/16", 1-3/4", 2" |              |
| K880    | LFIC Rim Housing             | 1-7/16", 1-5/8"              |              |

**When Ordering:** Specify finish.

### CYLINDER PLUGS: 6-PIN & 7-PIN

| MODEL # | PRODUCT DESCRIPTION                          | LENGTHS        | EACH    |
|---------|--|----------------|---------|
| K150    | Mortise - order in multiples of 10           | 1-1/8", 1-1/4" | \$61.00 |
| K150    | Mortise - order in multiples of 10           | 1-1/2"         | \$79.00 |
| K250    | Deadlocks - order in multiples of 10         | --             | \$61.00 |
| K350    | Rim - order in multiples of 10               | 1-1/8"         |         |
| K450    | Key In Knob/Lever - order in multiples of 10 | --             |         |
| K850    | Large Format IC - order in multiples of 10   | --             |         |
| SFIC    | Not Available - order K600 UC                | --             | --      |

Note: Cylinder plugs will be supplied in 606, 626, or BSP.

### CYLINDER SHELLS: 6-PIN & 7-PIN

| MODEL # | PRODUCT DESCRIPTION                          | LENGTHS        | ALL FINISHES EACH |
|---------|--|----------------|-------------------|
| K151    | 0.1875 in                                    | 1-1/8", 1-1/4" | \$93.00           |
| K151    | Mortise - order in multiples of 1 each       | 1-1/2"         | \$245.00          |
| K251    | Deadlocks - order in multiples of 10         | --             | \$93.00           |
| K351    | Rim - order in multiples of 10               | --             |                   |
| K451    | Key In Knob/Lever - order in multiples of 10 | --             |                   |
| K851    | Large Format IC - order in multiples of 10   | --             |                   |
| SFIC    | Not Available - order K600 UC                | --             | --                |

### PINS, SPRINGS & CAPS

| MODEL #    | PRODUCT DESCRIPTION  | EACH   |
|------------|--|--------|
| K702-K719* | Master, Build Up & Top Pins - order in multiples of 100        | \$0.13 |
| K720-K729* | Bottom Pins - order in multiples of 100                        | \$0.13 |
| K730       | Tumbler Springs - order in multiples of 100                    | \$0.04 |
| K731       | Pin Chamber Caps for K600 - order in multiples of 100          |        |
| K732       | Spring Cover 6-Pin for K800 - order in multiples of 100        | \$0.88 |
| K733       | Spring Cover 7-Pin for K800 - order in multiples of 100        |        |
| K734       | Spring Cover 6-Pin for K200 & K400 - order in multiples of 100 |        |
| K735       | Spring Cover 7-Pin for K200 & K400 - order in multiples of 100 |        |
| K736       | Set Screws for K100 & K300 - order in multiples of 100         | \$0.52 |

\* Refer to ASSA ABLOY ACCENTRA® KeyMark® Service Manual (42250) for details on pin sizes.

**When Ordering:** Specify finish on plugs and shells.

## ASSA ABLOY ACCENTRA® KEYMARK® CYLINDER PARTS AND ACCESSORIES



### TAILPIECES, CAMS & COLLARS

| MODEL #   | PRODUCT DESCRIPTION  | EACH       |
|-----------|--|------------|
| K739      | Plug Retainer for K300 - order in multiples of 10                                | \$2.49     |
| K740      | Plug Retainer for K800 - order in multiples of 10                                |            |
| K741      | Plug Retainer for K200 & K400 - order in multiples of 10                         |            |
| KC1-KC10* | Cams - Packs of 20 each  | \$80.00/Pk |
| KP1       | Cam Washers - order in multiples of 100  | \$1.56     |
| KP2       | Cam Screws - order in multiples of 100   | \$0.90     |
| KP4       | Collars in all finishes - order in multiples of 10                               | \$6.60     |
| KT1       | Break Off Tailpiece & Retainer for K300 & K640 & K840 - order in multiples of 10 | \$5.48     |
| KT2-KT7*  | Tailpiece for K200 & K400 - Packs of 10 each                                     | \$17.80    |
| KT8       | Tailpiece for K202 - Packs of 10 each  | \$20.55    |

\* Refer to ASSA ABLOY ACCENTRA® KeyMark® Service Manual (42250) for details on cams and tailpieces.

## ASSA ABLOY ACCENTRA® KEYMARK® TOOLS AND SERVICE EQUIPMENT

### TOOLS & EQUIPMENT

| MODEL # | PRODUCT DESCRIPTION | EACH     |
|---------|---------------------|----------|
| K915    | Key Gauge           | \$42.00  |
| K918    | Pin Kit             | \$661.00 |

**When Ordering:** Specify finish on plugs and shells.

## MORTISE LOCKS TABLE OF CONTENTS

**8800 SERIES/GRADE 1/MORTISE LOCKS**

|  |                       |
|--|-----------------------|
| <a href="#">Variations.....</a>  | <a href="#">50</a>    |
| <a href="#">8800FL Series Mortise Locks with Lever Trim .....</a>                          | <a href="#">51-55</a> |
| <a href="#">8800 Series Mortise Locks with Knob Trim.....</a>                              | <a href="#">56-57</a> |
| <a href="#">8800FL Series Mortise Deadlocks with A/F, Cylinders &amp; Thumbturns .....</a> | <a href="#">58</a>    |
| <a href="#">8800 Series Mortise Lock Components .....</a>                                  | <a href="#">59</a>    |
| <a href="#">8800(FL) Series Mortise Lock Bodies .....</a>                                  | <a href="#">60</a>    |
| <a href="#">Trim Packs (Standard Lever Designs) .....</a>                                  | <a href="#">61</a>    |
| <a href="#">Parts .....</a>  | <a href="#">62-65</a> |
| <a href="#">8800FL Series Electrified Mortise Locks with Lever Trim .....</a>              | <a href="#">66-68</a> |
| <a href="#">8800FL Series Electrified Mortise Lock Bodies.....</a>                         | <a href="#">69</a>    |
| <a href="#">SL8800FL Series Security Mortise Locks with Lever Trim.....</a>                | <a href="#">70-71</a> |

**REFLECTIONS® SERIES MORTISE TRIM**

|   |                       |
|---|-----------------------|
| <a href="#">Variations.....</a>                                     | <a href="#">72</a>    |
| <a href="#">8800RL Series Mortise Locks .....</a>                   | <a href="#">73-74</a> |
| <a href="#">8800RL Series Mortise Lock Bodies/Trim Packs .....</a>  | <a href="#">75</a>    |
| <a href="#">8800RL Series Trim Parts.....</a>                       | <a href="#">76</a>    |
| <a href="#">8800RL Series Electrified Mortise Locks .....</a>       | <a href="#">77</a>    |
| <a href="#">8800RL Series Electrified Mortise Lock Bodies .....</a> | <a href="#">78</a>    |

## 8800 SERIES MORTISE LOCK VARIATIONS

**ACCENTRA®**  
**ASSA ABLOY**



**Hurricane**

**STANDARD FINISHES:** Product will be furnished only in the finishes in which it is priced.

| ANSI/BHMA CODE | FINISH DESCRIPTION                      |
|----------------|---|
| <b>BRASS:</b>  |   |
| 605            | Bright Brass, Clear Coated              |
| 606            | Satin Brass, Clear Coated               |
| <b>BRONZE:</b> |   |
| 611            | Bright Bronze                           |
| 612            | Satin Bronze, Clear Coated              |
| 613E           | Dark Oxidized Satin Bronze - equivalent |

| ANSI/BHMA CODE          | FINISH DESCRIPTION                 |
|-------------------------|------------------------------------|
| <b>CHROME:</b>          |                                    |
| 625                     | Bright Chrome Plated               |
| 626                     | Satin Chrome Plated                |
| <b>STAINLESS STEEL:</b> |                                    |
| 629                     | Bright Stainless Steel             |
| 630                     | Satin Stainless Steel              |
| <b>NICKEL:</b>          |                                    |
| 618                     | Bright Nickel Plated, Clear Coated |
| 619                     | Satin Nickel Plated, Clear Coated  |
| <b>PAINTED:</b>         |                                    |
| 693                     | Black Painted                      |
| BSP                     | Black Suede Powder Coat            |
| WSP                     | White Suede Powder Coat            |

| PRODUCT OPTIONS  | DEDUCT                      | ADD      |
|--|-----------------------------|----------|
| <b>LESS CYLINDER:</b> Specify "x LC"<br>Cylinder rings/collars not furnished with locksets ordered less cylinders.       | \$119.00                    | --       |
| Hotel Function Locksets - Less Cylinder  | \$259.00                    | --       |
| IC Housing ordered with locksets (ICLC)  | --                          | \$0.00   |
| <b>7-PIN CYLINDERS:</b> Add to 6-Pin cylinder  | --                          | \$2.00   |
| <b>DUST GUARD:</b> Prefix "D" to model number (refer to catalog for available cylinders)                                 | --                          | \$79.00  |
| <b>INTERCHANGEABLE CORE CYLINDERS:</b>   |                             |          |
| 2196 - LFIC 6-Pin (Includes MK or GMK)<br>Ordering Example: AUR8807FL x 2196 x RH x 626                                  | --                          | \$95.00  |
| 2196H - LFIC Hotel Lock (Includes MK or GMK and EMK)   | --                          | \$232.00 |
| A620 - SFIC 6-or 7-Pin (Includes MK or GMK)<br>Ordering Example: AUR8807 x A620 x RH x 626                               | --                          | \$84.00  |
| <b>TORX® SECURITY HEAD SCREWS:</b> Standard size only (add for each screw)   | --                          | \$1.00   |
| Quantity Required: Sectional Trim = 4  | --                          | \$4.00   |
| Escutcheon Trim = 6  | --                          | \$6.00   |
| <b>SPECIAL STRIKES:</b>  |                             |          |
| Strikes with lip lengths other than 1-1/8" or 1-1/4"   | --                          | \$21.00  |
| <b>SPLIT DESIGNS AND SPLIT FINISHES</b>  | Higher List Price Applies   |          |
| <b>LEAD LINED</b>  | --                          | \$490.00 |
| <b>KNURLING:</b> Available for all knob and levers in any finish except HA, PN and all Reflections® levers               |                             |          |
| Outside (KNO) or Inside (KNI) Only   | --                          | \$129.00 |
| Both Sides (KNB)   | --                          | \$258.00 |
| <b>ABRASIVE COATING:</b> Knob or Lever   |                             |          |
| Outside (ABCO) or Inside (ABCI) Only   | --                          | \$79.00  |
| Both Sides (ABCB)  | --                          | \$158.00 |
| <b>DOORS 1-7/8" THICK TO 3-1/4" THICK:</b> With lock centered in the door. SPAR required for locks not centered in door. |                             |          |
| Non-keyed  | --                          | \$176.00 |
| Single cylinder keyed  | --                          | \$279.00 |
| Double cylinder keyed  | --                          | \$312.00 |
| <b>INDICATORS</b>  | See Page <a href="#">59</a> |          |
| <b>MICROSHIELD®:</b> Antimicrobial coating. Specify option "YMS"   | --                          | \$112.00 |



8800FL SERIES MORTISE LOCKS

**LEVER DESIGNS:**

Augusta - AU  
Carmel - CR

Monroe - MO  
Pacific Beach - PB

**ROSE DESIGNS:**

Copenhagen - R  
R3, R4, R5, R6, R7, R8, R9

| MODEL #                        | PRODUCT DESCRIPTION   | 626        | 605 618 693 606 619 BSP 611 625 693 612 629 <sup>2</sup> 613E 630 <sup>2</sup> WSP |
|--------------------------------|---|------------|--|
| SINGLE CYLINDER:               |   |            |  |
| 8805FL                         | Storeroom or Closet   | \$1,156.00 | \$1,183.00   |
| 8807FL                         | Entrance  |            |  |
| 8808FL                         | Classroom   |            |  |
| 8809FL                         | Classroom or Office with Thumbturn                            | \$1,172.00 | \$1,199.00   |
| 8824FL                         | Hold Back   | \$1,156.00 | \$1,183.00   |
| 8829FL                         | Closet  |            |  |
| 8833FL                         | Exit  |            |  |
| 8834FL                         | All Purpose   |            |  |
| 8864FL <sup>3</sup>            | Bathroom with Indicator                                       | \$1,385.00 | \$1,412.00   |
| SINGLE CYLINDER WITH DEADBOLT: |   |            |  |
| 8822FL                         | Dormitory   | \$1,186.00 | \$1,213.00   |
| 8823FL                         | Storeroom   |            |  |
| 8840FL                         | Storeroom   |            |  |
| 8847FL                         | Entrance or Apartment   |            |  |
| 8860FL                         | Entrance or Storeroom   |            |  |
| 8861FL                         | Dormitory or Storeroom  |            |  |
| 8867FL                         | Dormitory or Exit   |            |  |
| DOUBLE CYLINDER:               |   |            |  |
| 8808-2FL                       | Classroom   | \$1,275.00 | \$1,302.00   |
| 8817-2FL                       | Apartment, Exit or Public Toilet                              |            |  |
| 8830-2FL                       | Asylum  |            |  |
| 8834-2FL                       | All Purpose   |            |  |
| DOUBLE CYLINDER WITH DEADBOLT: |   |            |  |
| 8811-2FL                       | Classroom Deadbolt  | \$1,305.00 | \$1,332.00   |
| 8812-2FL                       | Classroom Security  |            |  |
| 8818-2FL                       | Classroom Security Intruder                                   |            |  |
| 8860-2FL                       | Entrance or Storeroom   |            |  |
| HOTEL/MOTEL:                   |   |            |  |
| 8820FL <sup>1,3</sup>          | Hotel/Motel   | \$1,327.00 | \$1,354.00   |
| 8827FL <sup>1,3</sup>          | Hotel/Motel   |            |  |
| 8832FL                         | Hotel/Motel   | \$1,296.00 | \$1,323.00   |
| NON-KEYED:                     |   |            |  |
| 8801FL                         | Passage   | \$1,012.00 | \$1,039.00   |
| 8802FL                         | Privacy   | \$1,067.00 | \$1,094.00   |
| 8828FL                         | Exit  | \$1,012.00 | \$1,039.00   |
| 8835FL                         | Exit with Thumbturn   | \$1,058.00 | \$1,085.00   |
| 8862FL                         | Bathroom  | \$1,037.00 | \$1,064.00   |
| 8865FL                         | Bathroom with Thumbturn                                       | \$1,053.00 | \$1,080.00   |
| 8866FL                         | Passage Lock w/ Indicator (VXX option add pg 56 also applies) | \$1,037.00 | \$1,064.00   |
| DUMMY TRIM:                    |   |            |  |
| 855FL                          | Single  | \$442.50   | \$456.00   |
| 838AFL                         | Pair  | \$885.00   | \$912.00   |
| 838BFL                         | Pair (Strike available upon request)                          | \$920.00   | \$947.00   |
| 8870FLDT                       | Plain   | \$1,012.00 | \$1,039.00   |
| 8871FLDT                       | Latchbolt   |            |  |
| 8872FLDT                       | Latchbolt x Deadbolt  |            |  |

- Price Includes Hotel Indicator.
- Levers are Nickel Plated to match Stainless Steel.
- Not available with R9 rose.

**When Ordering:** Specify design, hand and finish.

8800FL SERIES MORTISE LOCKS



**LEVER DESIGNS:**

Augusta - AU  
Carmel - CR

Monroe - MO  
Pacific Beach - PB

**ESCUTCHEON DESIGNS:**

E3, E4, VN<sup>3</sup>

Camden - CN

| MODEL #                        | PRODUCT DESCRIPTION   | 626        | 605 606 611 612 613E<br>618 619 625 629² 630²<br>693 BSP WSP |
|--------------------------------|---|------------|--|
| SINGLE CYLINDER:               |   |            |  |
| 8805FL                         | Storeroom or Closet   | \$1,179.00 | \$1,206.00   |
| 8807FL                         | Entrance  |            |  |
| 8808FL                         | Classroom   |            |  |
| 8809FL                         | Classroom or Office with Thumbturn                            | \$1,195.00 | \$1,222.00   |
| 8824FL                         | Hold Back   | \$1,179.00 | \$1,206.00   |
| 8829FL                         | Closet  |            |  |
| 8833FL                         | Exit  |            |  |
| 8834FL                         | All Purpose   |            |  |
| 8864FL                         | Bathroom with Indicator                                       | \$1,408.00 | \$1,435.00   |
| SINGLE CYLINDER WITH DEADBOLT: |   |            |  |
| 8822FL                         | Dormitory   | \$1,209.00 | \$1,236.00   |
| 8823FL                         | Storeroom   |            |  |
| 8840FL                         | Storeroom   |            |  |
| 8847FL                         | Entrance or Apartment   |            |  |
| 8860FL                         | Entrance or Storeroom   |            |  |
| 8861FL                         | Dormitory or Storeroom  |            |  |
| 8867FL                         | Dormitory or Exit   |            |  |
| DOUBLE CYLINDER:               |   |            |  |
| 8808-2FL                       | Classroom   | \$1,298.00 | \$1,325.00   |
| 8817-2FL                       | Apartment, Exit or Public Toilet                              |            |  |
| 8830-2FL                       | Asylum  |            |  |
| 8834-2FL                       | All Purpose   |            |  |
| DOUBLE CYLINDER WITH DEADBOLT: |   |            |  |
| 8811-2FL                       | Classroom Deadbolt  | \$1,328.00 | \$1,355.00   |
| 8812-2FL                       | Classroom Security  |            |  |
| 8818-2FL                       | Classroom Security Intruder                                   |            |  |
| 8860-2FL                       | Entrance or Storeroom   |            |  |
| HOTEL/MOTEL:                   |   |            |  |
| 8820FL¹                        | Hotel/Motel   | \$1,350.00 | \$1,377.00   |
| 8827FL¹                        | Hotel/Motel   |            |  |
| 8832FL                         | Hotel/Motel   | \$1,319.00 | \$1,346.00   |
| NON-KEYED:                     |   |            |  |
| 8801FL                         | Passage   | \$1,035.00 | \$1,062.00   |
| 8802FL                         | Privacy   | \$1,090.00 | \$1,117.00   |
| 8828FL                         | Exit  | \$1,035.00 | \$1,062.00   |
| 8835FL                         | Exit with Thumbturn   | \$1,081.00 | \$1,108.00   |
| 8862FL                         | Bathroom  | \$1,060.00 | \$1,087.00   |
| 8865FL                         | Bathroom with Thumbturn                                       | \$1,076.00 | \$1,103.00   |
| 8866FL                         | Passage Lock w/ Indicator (VXX option add pg 56 also applies) | \$1,060.00 | \$1,087.00   |
| DUMMY TRIM:                    |   |            |  |
| 855FL                          | Single  | \$454.00   | \$467.50   |
| 838AFL                         | Pair  | \$908.00   | \$935.00   |
| 838BFL                         | Pair (Strike available upon request)                          | \$943.00   | \$970.00   |
| 8870FLDT                       | Plain   | \$1,035.00 | \$1,062.00   |
| 8871FLDT                       | Latchbolt   |            |  |
| 8872FLDT                       | Latchbolt x Deadbolt  |            |  |

- Price Includes Hotel Indicator.
- Levers and Escutcheons are Nickel Plated to match Stainless Steel.
- VN escutcheon available only with indicators. Must be ordered with “V” indicator options. See page [59](#) for more information. Option add also applies.

When Ordering: Specify design, hand and finish.

## 8800FL SERIES MORTISE LOCKS

**ACCENTRA®**  
**ASSA ABLOY**
**LEVER DESIGNS:** Arcadia - AR  
 Jefferson - JN

 Pinehurst - PN  
 Virginia - VI

**ROSE DESIGNS:** Copenhagen - R  
 R3, R4, R5, R6, R7, R8, R9

| MODEL #                        | PRODUCT DESCRIPTION   | 626        | 605 606 611 612<br>613E 618 619 625<br>629² 630² 693<br>BSP WSP |
|--------------------------------|---|------------|---|
| SINGLE CYLINDER:               |   |            |   |
| 8805FL                         | Storeroom or Closet   | \$1,342.00 | \$1,369.00  |
| 8807FL                         | Entrance  |            |   |
| 8808FL                         | Classroom   |            |   |
| 8809FL                         | Classroom or Office with Thumbturn                            | \$1,358.00 | \$1,385.00  |
| 8824FL                         | Hold Back   | \$1,342.00 | \$1,369.00  |
| 8829FL                         | Closet  |            |   |
| 8833FL                         | Exit  |            |   |
| 8834FL                         | All Purpose   |            |   |
| 8864FL³                        | Bathroom with Indicator                                       | \$1,571.00 | \$1,598.00  |
| SINGLE CYLINDER WITH DEADBOLT: |   |            |   |
| 8822FL                         | Dormitory   | \$1,372.00 | \$1,399.00  |
| 8823FL                         | Storeroom   |            |   |
| 8840FL                         | Storeroom   |            |   |
| 8847FL                         | Entrance or Apartment   |            |   |
| 8860FL                         | Entrance or Storeroom   |            |   |
| 8861FL                         | Dormitory or Storeroom  |            |   |
| 8867FL                         | Dormitory or Exit   |            |   |
| DOUBLE CYLINDER:               |   |            |   |
| 8808-2FL                       | Classroom   | \$1,461.00 | \$1,488.00  |
| 8817-2FL                       | Apartment, Exit or Public Toilet                              |            |   |
| 8830-2FL                       | Asylum  |            |   |
| 8834-2FL                       | All Purpose   |            |   |
| DOUBLE CYLINDER WITH DEADBOLT: |   |            |   |
| 8811-2FL                       | Classroom Deadbolt  | \$1,491.00 | \$1,518.00  |
| 8812-2FL                       | Classroom Security  |            |   |
| 8818-2FL                       | Classroom Security Intruder                                   |            |   |
| 8860-2FL                       | Entrance or Storeroom   |            |   |
| HOTEL/MOTEL:                   |   |            |   |
| 8820FL¹,³                      | Hotel/Motel   | \$1,513.00 | \$1,540.00  |
| 8827FL¹,³                      | Hotel/Motel   |            |   |
| 8832FL                         | Hotel/Motel   | \$1,482.00 | \$1,509.00  |
| NON-KEYED:                     |   |            |   |
| 8801FL                         | Passage   | \$1,198.00 | \$1,225.00  |
| 8802FL                         | Privacy   | \$1,253.00 | \$1,280.00  |
| 8828FL                         | Exit  | \$1,198.00 | \$1,225.00  |
| 8835FL                         | Exit with Thumbturn   | \$1,244.00 | \$1,271.00  |
| 8862FL                         | Bathroom  | \$1,223.00 | \$1,250.00  |
| 8865FL                         | Bathroom with Thumbturn                                       | \$1,239.00 | \$1,266.00  |
| 8866FL                         | Passage Lock w/ Indicator (VXX option add pg 56 also applies) | \$1,223.00 | \$1,250.00  |
| DUMMY TRIM:                    |   |            |   |
| 855FL                          | Single  | \$535.50   | \$549.00  |
| 838AFL                         | Pair  | \$1,071.00 | \$1,098.00  |
| 838BFL                         | Pair (Strike available upon request)                          | \$1,106.00 | \$1,133.00  |
| 8870FLDT                       | Plain   | \$1,198.00 | \$1,225.00  |
| 8871FLDT                       | Latchbolt   |            |   |
| 8872FLDT                       | Latchbolt x Deadbolt  |            |   |

1. Price Includes Hotel Indicator.
2. Levers are Nickel Plated to match Stainless Steel.
3. Not available with R9 rose.

**When Ordering:** Specify design, hand and finish.

8800FL SERIES MORTISE LOCKS



**LEVER DESIGNS:**

Arcadia - AR

Jefferson - JN

Pinehurst - PN

Virginia - VI

**ESCUTCHEON DESIGNS:**

E3, E4, VN<sup>3</sup>

Camden - CN

| MODEL #                        | PRODUCT DESCRIPTION   | 626        | 605 606 611 612<br>613E 618 619 625<br>629² 630² 693<br>BSP WSP |
|--------------------------------|---|------------|---|
| SINGLE CYLINDER:               |   |            |   |
| 8805FL                         | Storeroom or Closet   | \$1,365.00 | \$1,392.00  |
| 8807FL                         | Entrance  |            |   |
| 8808FL                         | Classroom   |            |   |
| 8809FL                         | Classroom or Office with Thumbturn                            | \$1,381.00 | \$1,408.00  |
| 8824FL                         | Hold Back   | \$1,365.00 | \$1,392.00  |
| 8829FL                         | Closet  |            |   |
| 8833FL                         | Exit  |            |   |
| 8834FL                         | All Purpose   |            |   |
| 8864FL                         | Bathroom with Indicator                                       | \$1,594.00 | \$1,621.00  |
| SINGLE CYLINDER WITH DEADBOLT: |   |            |   |
| 8822FL                         | Dormitory   | \$1,395.00 | \$1,422.00  |
| 8823FL                         | Storeroom   |            |   |
| 8840FL                         | Storeroom   |            |   |
| 8847FL                         | Entrance or Apartment   |            |   |
| 8860FL                         | Entrance or Storeroom   |            |   |
| 8861FL                         | Dormitory or Storeroom  |            |   |
| 8867FL                         | Dormitory or Exit   |            |   |
| DOUBLE CYLINDER:               |   |            |   |
| 8808-2FL                       | Classroom   | \$1,484.00 | \$1,511.00  |
| 8817-2FL                       | Apartment, Exit or Public Toilet                              |            |   |
| 8830-2FL                       | Asylum  |            |   |
| 8834-2FL                       | All Purpose   |            |   |
| DOUBLE CYLINDER WITH DEADBOLT: |   |            |   |
| 8811-2FL                       | Classroom Deadbolt  | \$1,514.00 | \$1,541.00  |
| 8812-2FL                       | Classroom Security  |            |   |
| 8818-2FL                       | Classroom Security Intruder                                   |            |   |
| 8860-2FL                       | Entrance or Storeroom   |            |   |
| HOTEL/MOTEL:                   |   |            |   |
| 8820FL¹                        | Hotel/Motel   | \$1,536.00 | \$1,563.00  |
| 8827FL¹                        | Hotel/Motel   |            |   |
| 8832FL                         | Hotel/Motel   | \$1,505.00 | \$1,532.00  |
| NON-KEYED:                     |   |            |   |
| 8801FL                         | Passage   | \$1,221.00 | \$1,248.00  |
| 8802FL                         | Privacy   | \$1,276.00 | \$1,303.00  |
| 8828FL                         | Exit  | \$1,221.00 | \$1,248.00  |
| 8835FL                         | Exit with Thumbturn   | \$1,267.00 | \$1,294.00  |
| 8862FL                         | Bathroom  | \$1,246.00 | \$1,273.00  |
| 8865FL                         | Bathroom with Thumbturn                                       | \$1,262.00 | \$1,289.00  |
| 8866FL                         | Passage Lock w/ Indicator (VXX option add pg 56 also applies) | \$1,246.00 | \$1,273.00  |
| DUMMY TRIM:                    |   |            |   |
| 855FL                          | Single  | \$547.00   | \$560.50  |
| 838AFL                         | Pair  | \$1,094.00 | \$1,121.00  |
| 838BFL                         | Pair (Strike available upon request)                          | \$1,129.00 | \$1,156.00  |
| 8870FLDT                       | Plain   | \$1,221.00 | \$1,248.00  |
| 8871FLDT                       | Latchbolt   |            |   |
| 8872FLDT                       | Latchbolt x Deadbolt  |            |   |

1. Price Includes Hotel Indicator.  
2. Levers and Escutcheons are Nickel Plated to Match Stainless Steel.  
3. VN escutcheon available only with indicators. Must be ordered with "V" indicator options.  
See page [59](#) for more information. Option add also applies.

**When Ordering:** Specify design, hand and finish.

ACCENTRA®

ASSA ABLOY

## 8800FL SERIES MORTISE LOCKS

**LEVER DESIGN:** Hampton - HA**ROSE DESIGNS:** R3, R4, R5, R6, R7, R8, R9  
Copenhagen - R**ESCUTCHEON DESIGNS:** E3, E4,  
Camden - CN, VN<sup>2</sup>

| MODEL #                        | PRODUCT DESCRIPTION   | ROSE TRIM<br>605 606<br>619 625 626 | ESCUTCHEON TRIM<br>605 606<br>619 625 626 |
|--------------------------------|---|-------------------------------------|---|
| SINGLE CYLINDER:               |   |                                     |   |
| 8805FL                         | Storeroom or Closet   | \$1,342.00                          | \$1,472.00                                |
| 8807FL                         | Entrance  |                                     |   |
| 8808FL                         | Classroom   |                                     |   |
| 8809FL                         | Classroom or Office with Thumbturn                            | \$1,358.00                          | \$1,488.00                                |
| 8824FL                         | Holdback  | \$1,342.00                          | \$1,472.00                                |
| 8829FL                         | Closet  |                                     |   |
| 8833FL                         | Exit  |                                     |   |
| 8834FL                         | All Purpose   |                                     |   |
| 8864FL <sup>3</sup>            | Bathroom with Indicator                                       |                                     |   |
| SINGLE CYLINDER WITH DEADBOLT: |   |                                     |   |
| 8822FL                         | Dormitory   | \$1,372.00                          | \$1,502.00                                |
| 8823FL                         | Storeroom   |                                     |   |
| 8840FL                         | Storeroom   |                                     |   |
| 8847FL                         | Entrance or Apartment   |                                     |   |
| 8860FL                         | Entrance or Storeroom   |                                     |   |
| 8861FL                         | Dormitory or Storeroom  |                                     |   |
| 8867FL                         | Dormitory or Exit   |                                     |   |
| DOUBLE CYLINDER:               |   |                                     |   |
| 8808-2FL                       | Classroom   | \$1,461.00                          | \$1,591.00                                |
| 8817-2FL                       | Apartment, Exit or Public Toilet                              |                                     |   |
| 8830-2FL                       | Asylum  |                                     |   |
| 8834-2FL                       | All Purpose   |                                     |   |
| DOUBLE CYLINDER WITH DEADBOLT: |   |                                     |   |
| 8811-2FL                       | Classroom Deadbolt  | \$1,491.00                          | \$1,621.00                                |
| 8812-2FL                       | Classroom Security  |                                     |   |
| 8818-2FL                       | Classroom Security Intruder                                   |                                     |   |
| 8860-2FL                       | Entrance or Storeroom   |                                     |   |
| HOTEL/MOTEL:                   |   |                                     |   |
| 8820FL <sup>1,3</sup>          | Hotel/Motel   | \$1,513.00                          | \$1,643.00                                |
| 8827FL <sup>1,3</sup>          | Hotel/Motel   |                                     |   |
| 8832FL                         | Hotel/Motel   | \$1,482.00                          | \$1,612.00                                |
| NON-KEYED:                     |   |                                     |   |
| 8801FL                         | Passage   | \$1,198.00                          | \$1,328.00                                |
| 8802FL                         | Privacy   | \$1,253.00                          | \$1,383.00                                |
| 8828FL                         | Exit  | \$1,198.00                          | \$1,328.00                                |
| 8835FL                         | Exit with Thumbturn   | \$1,244.00                          | \$1,374.00                                |
| 8862FL                         | Bathroom  | \$1,223.00                          | \$1,353.00                                |
| 8865FL                         | Bathroom with Thumbturn                                       | \$1,239.00                          | \$1,369.00                                |
| 8866FL                         | Passage Lock w/ Indicator (VXX option add pg 56 also applies) | \$1,223.00                          | \$1,353.00                                |
| DUMMY TRIM:                    |   |                                     |   |
| 855FL                          | Single  | \$535.50                            | \$600.50                                  |
| 838AFL                         | Pair  | \$1,071.00                          | \$1,201.00                                |
| 838BFL                         | Pair (Strike available upon request)                          | \$1,106.00                          | \$1,236.00                                |
| 8870FLDT                       | Plain   | \$1,198.00                          | \$1,328.00                                |
| 8871FLDT                       | Latchbolt   |                                     |   |
| 8872ELDT                       | Latchbolt x Deadbolt  |                                     |   |

1. Price Includes Hotel Indicator.

2. VN escutcheon available only with indicators. Must be ordered with "V" indicator options. See page 59 for more information.  
Option add also applies.

3. Not available with R9 rose.

**When Ordering:** Specify design, function, hand finish and trim.

8800 SERIES MORTISE LOCKS



**KNOB DESIGN:** Copenhagen - CO

**ROSE DESIGNS:** Copenhagen - R  
R3, R4, R5, R6, R7, R8, R9

| MODEL #                        | PRODUCT DESCRIPTION   | 626        | 605 606 611 612<br>613E 618 619 625<br>629³ 630³ 693<br>BSP WSP |
|--------------------------------|---|------------|---|
| SINGLE CYLINDER:               |   |            |   |
| 8805                           | Storeroom or Closet   | \$1,109.00 | \$1,136.00  |
| 8807                           | Entrance  |            |   |
| 8808                           | Classroom   |            |   |
| 8809                           | Classroom or Office with Thumbturn                            | \$1,125.00 | \$1,152.00  |
| 8824                           | Holdback  | \$1,109.00 | \$1,136.00  |
| 8829                           | Closet  |            |   |
| 8833                           | Exit  |            |   |
| 8834                           | All Purpose   |            |   |
| 8864 <sup>4</sup>              | Bathroom with Indicator                                       | \$1,338.00 | \$1,365.00  |
| SINGLE CYLINDER WITH DEADBOLT: |   |            |   |
| 8822                           | Dormitory   | \$1,139.00 | \$1,166.00  |
| 8823                           | Storeroom   |            |   |
| 8831 <sup>2</sup>              | Detention   | \$1,279.00 | \$1,306.00  |
| 8840                           | Storeroom   | \$1,139.00 | \$1,166.00  |
| 8847                           | Entrance or Apartment   |            |   |
| 8860                           | Entrance or Storeroom   |            |   |
| 8861                           | Dormitory or Storeroom  |            |   |
| 8867                           | Dormitory or Exit   |            |   |
| DOUBLE CYLINDER:               |   |            |   |
| 8808-2                         | Classroom   | \$1,228.00 | \$1,255.00  |
| 8817-2                         | Apartment, Exit or Public Toilet                              |            |   |
| 8830-2                         | Asylum  |            |   |
| 8834-2                         | All Purpose   |            |   |
| DOUBLE CYLINDER WITH DEADBOLT: |   |            |   |
| 8811-2                         | Classroom Deadbolt  | \$1,258.00 | \$1,285.00  |
| 8812-2                         | Classroom Security  |            |   |
| 8818-2                         | Classroom Security Intruder                                   |            |   |
| 8860-2                         | Entrance or Storeroom   |            |   |
| HOTEL/MOTEL:                   |   |            |   |
| 8820 <sup>1,4</sup>            | Hotel/Motel   | \$1,280.00 | \$1,307.00  |
| 8827 <sup>1,4</sup>            | Hotel/Motel   |            |   |
| 8832                           | Hotel/Motel   | \$1,249.00 | \$1,276.00  |
| NON-KEYED:                     |   |            |   |
| 8801                           | Passage   | \$965.00   | \$992.00  |
| 8802                           | Privacy   | \$1,020.00 | \$1,047.00  |
| 8828                           | Exit  | \$965.00   | \$992.00  |
| 8835                           | Exit with Thumbturn   | \$1,011.00 | \$1,038.00  |
| 8862                           | Bathroom  | \$990.00   | \$1,017.00  |
| 8865                           | Bathroom with Thumbturn                                       | \$1,006.00 | \$1,033.00  |
| 8866                           | Passage Lock w/ Indicator (VXX option add pg 56 also applies) | \$990.00   | \$1,017.00  |
| DUMMY TRIM:                    |   |            |   |
| 855                            | Single  | \$419.00   | \$432.50  |
| 836A                           | Pair  | \$838.00   | \$865.00  |
| 836B                           | Pair (Strike available upon request)                          | \$873.00   | \$900.00  |
| 8870DT                         | Plain   | \$965.00   | \$992.00  |
| 8871DT                         | Latchbolt   |            |   |
| 8872DT                         | Latchbolt x Deadbolt  |            |   |

- Price Includes Hotel Indicator.
- Price Includes Heat-Treated Base and Torx®.
- Knobs are Nickel Plated to Match Stainless Steel.
- Not available with R9 rose.

**When Ordering:** Specify design, hand and finish.

## 8800 SERIES MORTISE LOCKS

**KNOB DESIGN:** Copenhagen - CO

**ESCUTCHEON DESIGNS:** Camden - CN  
E3, E4, VN<sup>4</sup>

| MODEL #                        | PRODUCT DESCRIPTION   | 626        | 605 606 611 612<br>613E 618 619 625<br>629 <sup>3</sup> 630 <sup>3</sup> 693<br>BSP WSP |
|--------------------------------|---|------------|---|
| SINGLE CYLINDER:               |   |            |   |
| 8805                           | Storeroom or Closet   | \$1,132.00 | \$1,159.00  |
| 8807                           | Entrance  |            |   |
| 8808                           | Classroom   |            |   |
| 8809                           | Classroom or Office with Thumbturn                            | \$1,148.00 | \$1,175.00  |
| 8824                           | Holdback  | \$1,132.00 | \$1,159.00  |
| 8829                           | Closet  |            |   |
| 8833                           | Exit  |            |   |
| 8834                           | All Purpose   |            |   |
| 8864                           | Bathroom with Indicator                                       | \$1,361.00 | \$1,388.00  |
| SINGLE CYLINDER WITH DEADBOLT: |   |            |   |
| 8822                           | Dormitory   | \$1,162.00 | \$1,189.00  |
| 8823                           | Storeroom   |            |   |
| 8831 <sup>2</sup>              | Detention   | \$1,302.00 | \$1,329.00  |
| 8840                           | Storeroom   | \$1,162.00 | \$1,189.00  |
| 8847                           | Entrance or Apartment   |            |   |
| 8860                           | Entrance or Storeroom   |            |   |
| 8861                           | Dormitory or Storeroom  |            |   |
| 8867                           | Dormitory or Exit   |            |   |
| DOUBLE CYLINDER:               |   |            |   |
| 8808-2                         | Classroom   | \$1,251.00 | \$1,278.00  |
| 8817-2                         | Apartment, Exit or Public Toilet                              |            |   |
| 8830-2                         | Asylum  |            |   |
| 8834-2                         | All Purpose   |            |   |
| DOUBLE CYLINDER WITH DEADBOLT: |   |            |   |
| 8811-2                         | Classroom Deadbolt  | \$1,281.00 | \$1,308.00  |
| 8812-2                         | Classroom Security  |            |   |
| 8818-2                         | Classroom Security Intruder                                   |            |   |
| 8860-2                         | Entrance or Storeroom   |            |   |
| HOTEL/MOTEL:                   |   |            |   |
| 8820 <sup>1</sup>              | Hotel/Motel   | \$1,303.00 | \$1,330.00  |
| 8827 <sup>1</sup>              | Hotel/Motel   |            |   |
| 8832                           | Hotel/Motel   | \$1,272.00 | \$1,299.00  |
| NON-KEYED:                     |   |            |   |
| 8801                           | Passage   | \$988.00   | \$1,015.00  |
| 8802                           | Privacy   | \$1,043.00 | \$1,070.00  |
| 8828                           | Exit  | \$988.00   | \$1,015.00  |
| 8835                           | Exit with Thumbturn   | \$1,034.00 | \$1,061.00  |
| 8862                           | Bathroom  | \$1,013.00 | \$1,040.00  |
| 8865                           | Bathroom with Thumbturn                                       | \$1,029.00 | \$1,056.00  |
| 8866                           | Passage Lock w/ Indicator (VXX option add pg 56 also applies) | \$1,013.00 | \$1,040.00  |
| DUMMY TRIM:                    |   |            |   |
| 855                            | Single  | \$430.50   | \$444.00  |
| 836A                           | Pair  | \$861.00   | \$888.00  |
| 836B                           | Pair (Strike available upon request)                          | \$896.00   | \$923.00  |
| 8870DT                         | Plain   | \$988.00   | \$1,015.00  |
| 8871DT                         | Latchbolt   |            |   |
| 8872DT                         | Latchbolt x Deadbolt  |            |   |

1. Price Includes Hotel Indicator.
2. Price Includes Heat Treated Base and TORX®.
3. Knobs and Escutcheons are Nickel Plated to match Stainless Steel.
4. VN escutcheon available only with indicators. Must be ordered with "V" indicator options. See page [59](#) for more information.  
Option add also applies.

**When Ordering:** Specify design, hand and finish.



8800FL SERIES MORTISE DEADLOCKS WITH A/F, CYLINDERS & THUMBTURNS

ACCENTRA®

ASSA ABLOY

| MODEL #    | PRODUCT DESCRIPTION            | ALL FINISHES |
|------------|--------------------------------|--------------|
| DEADLOCKS: |                                |              |
| 8813ST     | Single Cylinder with Thumbturn | \$625.00     |
| 8813ST-2   | Double Cylinder with Thumbturn | \$744.00     |
| 8814       | Single Cylinder                | \$552.00     |
| 8814-2     | Double Cylinder                | \$671.00     |
| 8815       | Single Cylinder with Thumbturn | \$625.00     |
| 8833-2     | Double Cylinder                | \$671.00     |

Note: Add \$23.00 for CN Escutcheon Trim. Not available with E3, E4 escutcheons.

When Ordering: Specify design, hand and finish.

## 8800 SERIES MORTISE LOCK COMPONENTS

Refer to the 8800 Series catalog for information on function availability.

### INDICATOR OPTIONS:

| DESCRIPTION   | SPECIFY OPTION CODE | OPTION ADD               |
|---|---------------------|--------------------------|
| Single Indicator Outside - Unlocked/Locked - Green/Red  | V10                 | Add \$190.00 per lockset |
| Single Indicator Outside - Vacant/Occupied - Green/Red  | V20                 |                          |
| Single Indicator Outside - Icons Only - Green/Red   | V30                 |                          |
| Single Indicator Outside - Unlocked/Locked - White/Red  | V40                 |                          |
| Single Indicator Outside - Vacant/Occupied - White/Red  | V50                 |                          |
| Single Indicator Outside - Icons Only - White/Red   | V60                 |                          |
| Single Indicator Inside - Unlocked/Locked - Green/Red   | V01                 |                          |
| Single Indicator Inside - Icons Only - Green/Red  | V03                 |                          |
| Single Indicator Inside - Unlocked/Locked - White/Red   | V04                 |                          |
| Single Indicator Inside - Icons Only - White/Red  | V06                 |                          |
| Double Indicator - Unlocked/Locked - Green/Red (Outside)<br>Unlocked/Locked - Green/Red (Inside)  | V11                 | Add \$380.00 per lockset |
| Double Indicator - Vacant/Occupied - Green/Red (Outside)<br>Unlocked/Locked - Green/Red (Inside)  | V21                 |                          |
| Double Indicator - Icons Only - Green/Red (Outside) Icons Only - Green/Red (Inside)   | V33                 |                          |
| Double Indicator - Unlocked/Locked - White/Red (Outside)<br>Unlocked/Locked - White/Red (Inside)  | V44                 |                          |
| Double Indicator - Vacant/Occupied - White/Red (Outside)<br>Unlocked/Locked - White/Red (Inside)  | V54                 |                          |
| Double Indicator - Icons Only - White/Red (Outside) Icons Only - White/Red (Inside)   | V66                 |                          |
| Privacy Indicator - Single Indicator Outside, 8802, 8862 functions only - Green/Red Icons   | IND                 | Add \$213.00 per lockset |
| Cylinder Indicator - Single Indicator Outside, 8818-2, 8822, 8832 functions only - Green/<br>Red Icons (not available with R3, R4, R5 or R9 rose) | CIND                |                          |
| Outside Engraving with "Lock" and Directional Arrow (Specify Handing)   | EMA                 | Add \$70.00 per lockset  |
| Inside Engraving with "Lock" and Directional Arrow (Specify Handing)  | EMB                 | Add \$70.00 per lockset  |
| Engraving Both Sides with "Lock" and Directional Arrow (Specify Handing)  | EMC                 | Add \$140.00 per lockset |

### FRENCH OPTIONS FOR V SERIES INDICATORS:

| DESCRIPTION  | SPECIFY OPTION CODE | OPTION ADD               |
|--|---------------------|--------------------------|
| Single Indicator Outside - Ouvert/Fermé - Green/Red                                      | V10F                | Add \$190.00 per lockset |
| Single Indicator Outside - Libre/Occupée - Green/Red                                     | V20F                |                          |
| Single Indicator Inside - Ouvert/Fermé - Green/Red                                       | V01F                |                          |
| Double Indicator - Ouvert/Fermé - Green/Red (outside) Ouvert/Fermé - Green/Red (inside)  | V11F                | Add \$380.00 per lockset |
| Double Indicator - Ouvert/Fermé - Green/Red (outside) Libre/Occupée - Green/Red (inside) | V21F                |                          |

### SECTIONAL TRIM RETROFIT KITS FOR V SERIES INDICATORS:

| DESCRIPTION                     | MODEL #             | LIST PRICE |
|---------------------------------|---------------------|------------|
| Keyed Functions                 | YA190, YA191, YA192 | \$310.00   |
| Cointurn for Emergency Override | YA193               |            |
| Thumbturn                       | YA194, YA196, YA198 |            |
| No Input - Blank                | YA197               |            |

#### NOTES:

When ordering sectional trim retrofit kits, specify finish, hand and V code required. i.e. YA190 x RH x 626 x V01.

Kits accommodate indicators on one side of the door only. If indicators are required for both sides, 2 kits must be ordered as required by function.

For escutcheon retrofit kits, specify TP(function), trim, hand, finish and V code required. See page [61](#) for pricing, add for indicator also applies.

### SECTIONAL TRIM RETROFIT KITS FOR IND/CIND INDICATORS:

| MODEL # | DESCRIPTION   | LIST PRICE |
|---------|---|------------|
| IND-K   | Retrofit Kit Used with Sectional Trim Only for 8802(FL) and 8862(FL). Specify Finish.   | \$213.00   |
| CIND-K  | Retrofit Kit Used with Sectional Trim Only for 8818-2(FL), 8822(FL) and 8832(FL). Specify Finish. Not available for use with R3, R4, R5, or R9 roses. |            |

See page [62](#) for indicator escutcheons only.

MORTISE LOCK COMPONENTS



MORTISE LOCK BODIES (WITH ARMOR FRONT AND STRIKE)

| FUNCTION       | LOCKBODY MODEL # | LIST PRICE |
|----------------|------------------|------------|
| <b>LEVERS:</b> |                  |            |
| 8801FL         | LBDY8801FL       | \$568.00   |
| 8802FL         | LBDY8802FL       | \$719.00   |
| 8805FL         | LBDY8805FL       | \$656.00   |
| 8807FL         | LBDY8807FL       |            |
| 8808FL         | LBDY8808FL       |            |
| 8809FL         | LBDY8809FL       |            |
| 8864FL         | LBDY8864FL       |            |
| 8808-2FL       | LBDY8808FL       |            |
| 8811-2FL       | LBDY8811FL       | \$719.00   |
| 8812-2FL       | LBDY8812FL       |            |
| 8817-2FL       | LBDY8817FL       | \$656.00   |
| 8818-2FL       | LBDY8818FL       | \$719.00   |
| 8820FL         | LBDY8820FL       |            |
| 8822FL         | LBDY8822FL       |            |
| 8823FL         | LBDY8823FL       |            |
| 8824FL         | LBDY8824FL       |            |
| 8827FL         | LBDY8827FL       |            |
| 8832FL         | LBDY8832FL       |            |
| 8835FL         | LBDY8835FL       |            |
| 8840FL         | LBDY8840FL       |            |
| 8847FL         | LBDY8847FL       |            |
| 8828FL         | LBDY8828FL       | \$572.00   |
| 8829FL         | LBDY8829FL       | \$656.00   |
| 8830-2FL       | LBDY8830FL       | \$701.00   |
| 8833FL         | LBDY8833FL       | \$656.00   |
| 8833-2FL       | LBDY8833FL       |            |
| 8834FL         | LBDY8834FL       |            |
| 8834-2FL       | LBDY8834FL       |            |
| 8860FL         | LBDY8860FL       | \$701.00   |
| 8860-2FL       | LBDY8860FL       |            |
| 8861FL         | LBDY8861FL       |            |
| 8862FL         | LBDY8862FL       | \$656.00   |
| 8865FL         | LBDY8865FL       |            |
| 8866FL         | LBDY8866FL       |            |
| 8867FL         | LBDY8867FL       | \$701.00   |

| FUNCTION      | LOCKBODY MODEL # | LIST PRICE |
|---------------|------------------|------------|
| <b>KNOBS:</b> |                  |            |
| 8801          | LBDY8801         | \$568.00   |
| 8802          | LBDY8802         | \$719.00   |
| 8805          | LBDY8805         | \$656.00   |
| 8807          | LBDY8807         |            |
| 8808          | LBDY8808         |            |
| 8809          | LBDY8809         |            |
| 8864          | LBDY8864         |            |
| 8808-2        | LBDY8808         |            |
| 8811-2        | LBDY8811         | \$719.00   |
| 8812-2        | LBDY8812         |            |
| 8817-2        | LBDY8817         | \$656.00   |
| 8818-2        | LBDY8818         | \$719.00   |
| 8820          | LBDY8820         |            |
| 8822          | LBDY8822         |            |
| 8823          | LBDY8823         |            |
| 8824          | LBDY8824         |            |
| 8827          | LBDY8827         |            |
| 8832          | LBDY8832         |            |
| 8835          | LBDY8835         |            |
| 8840          | LBDY8840         |            |
| 8847          | LBDY8847         |            |
| 8828          | LBDY8828         | \$572.00   |
| 8829          | LBDY8829         | \$656.00   |
| 8830-2        | LBDY8830         | \$701.00   |
| 8831          | LBDY8831         |            |
| 8833          | LBDY8833         | \$656.00   |
| 8833-2        | LBDY8833         |            |
| 8834          | LBDY8834         |            |
| 8834-2        | LBDY8834         | \$701.00   |
| 8860          | LBDY8860         |            |
| 8860-2        | LBDY8860         |            |
| 8861          | LBDY8861         | \$656.00   |
| 8862          | LBDY8862         |            |
| 8865          | LBDY8865         |            |
| 8866          | LBDY8866         | \$701.00   |
| 8867          | LBDY8867         |            |

**NOTE:** Trim priced separately.  
 Armor Fronts and Strikes included with lockbodies only. Finish must be specified.  
 Cylinders are not furnished with lock bodies; cylinders must be ordered separately.

| PART NUMBER                            | LOCK FUNCTION  | ALL FINISHES |
|--|--|--------------|
| <b>ARMOR FRONT &amp; STRIKE PACKS:</b> |  |              |
| 50-0020-8801-FIN                       | 8801, 8862, 8865, 8866                               | \$95.00      |
| 50-0020-8802-FIN                       | 8802, 8811, 8822, 8823, 8860, 8861                   |              |
| 50-0020-8805-FIN                       | 8805, 8808, 8809, 8817, 8828, 8829, 8830, 8833, 8864 |              |
| 50-0020-8807-FIN                       | 8807   |              |
| 50-0020-8813-FIN                       | 8813, 8814, 8815                                     |              |
| 50-0020-8820-FIN                       | 8812, 8818, 8820, 8831, 8832, 8835                   |              |
| 50-0020-8824-FIN                       | 8824, 8834, 8834-2                                   |              |
| 50-0020-8847-FIN                       | 8827, 8847   |              |
| 50-0020-8867-FIN                       | 8867   |              |

**When Ordering:** Specify design, hand and finish.

## MORTISE LOCK COMPONENTS

## TRIM

| PRODUCT CODE              | PRODUCT DESCRIPTION                        | 626      | 605 606 611 612<br>613E 618 619 625<br>629' 630' 693<br>BSP WSP |
|---------------------------|--|----------|---|
| LEVERS WITH ROSES:        |  |          |   |
| AUR                       | Specify "TP" with lock function and finish | \$778.00 | \$805.00  |
| CRR                       | Specify "TP" with lock function and finish |          |   |
| MOR                       | Specify "TP" with lock function and finish |          |   |
| PBR                       | Specify "TP" with lock function and finish |          |   |
| ARR                       | Specify "TP" with lock function and finish | \$964.00 | \$991.00  |
| JNR                       | Specify "TP" with lock function and finish |          |   |
| PNR                       | Specify "TP" with lock function and finish |          |   |
| VIR                       | Specify "TP" with lock function and finish |          |   |
| LEVERS WITH ESCUTCHEONS²: |  |          |   |
| AUCN or AUVN              | Specify "TP" with lock function and finish | \$801.00 | \$828.00  |
| CRCN or CRVN              | Specify "TP" with lock function and finish |          |   |
| MOCN or MOVN              | Specify "TP" with lock function and finish |          |   |
| PBCN or PBVN              | Specify "TP" with lock function and finish |          |   |
| ARCN or ARVN              | Specify "TP" with lock function and finish | \$987.00 | \$1,014.00  |
| JNCN or JNVN              | Specify "TP" with lock function and finish |          |   |
| PNCN or PNVN              | Specify "TP" with lock function and finish |          |   |
| VICN or VIVN              | Specify "TP" with lock function and finish |          |   |
| KNOB WITH ROSES:          |  |          |   |
| COR                       | Specify "TP" with lock function and finish | \$755.00 | \$782.00  |
| KNOB WITH ESCUTCHEONS²:   |  |          |   |
| COCN or COVN              | Specify "TP" with lock function and finish | \$778.00 | \$805.00  |

When ordering trim packs, specify desired trim and "TP" x lock function with desired finish. i.e. AUR x TP8801 x 626

1. Levers, Knobs and CN Escutcheons are Nickel Plated to match Stainless Steel.
2. VN escutcheon available only with indicators. Must be ordered with "V" indicator options. See page [59](#) for more information.  
Option add also applies.

**When Ordering:** Specify finish.

MORTISE LOCK PARTS

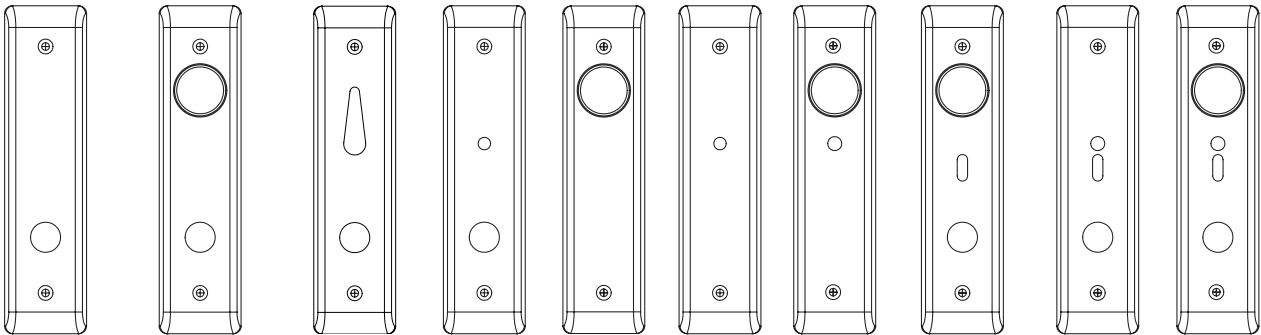
| MODEL #            | PRODUCT DESCRIPTION | 626      | 605 606 611 612<br>613E 618 619 625<br>629¹ 630¹ 693<br>BSP WSP |
|--------------------|---------------------|----------|---|
| ESCUTCHEON PLATES: |                     |          |   |
| CN87               | Inside              | \$166.00 | \$170.00  |
| CN88               | Outside             |          |   |

| MODEL #            | PRODUCT DESCRIPTION | 626      | 605 606 611 612<br>613E 618 619 625<br>629¹ 630¹ BSP WSP |
|--------------------|---------------------|----------|--|
| ESCUTCHEON PLATES: |                     |          |  |
| E3-88              | Outside             | \$395.00 | \$422.00   |
| E3-87              | Inside              |          |  |
| E4-88              | Outside             |          |  |
| E4-87              | Inside              |          |  |

**NOTE:** When ordering escutcheons separately, specify the model number of the escutcheon plate suffixed with the spacing number. The spacing number indicates the hole preparation in the escutcheon plate to coordinate with the lock functions.

- 211, 251 inside escutcheon include thumbturn
- 211 outside escutcheon includes thumbturn
- 212 outside escutcheon has hole for emergency release tool
- 260, 261, & 262 used with CN escutcheon only. These are an assembly which includes indicator.
- 262 used with CN88 only
- 250, 251, & 252 are not available with E3 or 34 escutcheons

1. CN Escutcheons are Nickel Plated to match Stainless Steel.



|              | 201  | 208  | 211  | 212        | 250  | 251           | 252      | 260                                     | 261        | 262 |
|--------------|--|--|--|------------|--|---------------|----------|---|------------|-----|
| Inside (87)  | 8801, 8805, 8807, 8808, 8824, 8828, 8833, 8880, 8884, 8890, 8881, 8885, 8895 | 8808-2, 8811-2, 8812-2, 8817-2, 8818-2, 8830-2, 8831, 8834, 8834-2, 8860-2, 8894-2, 8896-2, 8898-2, 8895-2, 8897-2, 8899-2   | 8802, 8809, 8820, 8822, 8827, 8832, 8831, 8834, 8847, 8860, 8861, 8862, 8864, 8865, 8867 |            | 8814-2, 8833-2,  | 8813ST, 8815, | 8813ST-2 | 8818-2*                                 |            |     |
| Outside (88) | 8801, 8831, 8880, 8884, 8881, 8885   | 8805, 8807, 8808, 8808-2, 8809, 8811-2, 8812-2, 8817-2, 8818-2, 8822, 8823, 8824, 8829, 8830-2, 8832, 8840, 8847, 8860, 8860-2, 8861, 8867, 8890, 8894-2, 8896, 8896-2, 8898, 8898-2, 8891, 8895-2, 8897, 8897-2, 8899, 8899-2 | 8865   | 8802, 8862 | 8813ST, 8813ST-2, 8814, 8814-2, 8815, 8833, 8833-2, 8834, 8834-2 |               |          | 8818-2*, 8820, 8822*, 8827, 8832*, 8864 | 8802, 8862 |     |

\* Optional indicator escutcheon

When Ordering: Specify finish.

# MORTISE LOCK PARTS

| OUTSIDE                                     |   | INSIDE | 626      | 605 606 611 612 613E<br>618 619 625 629¹ 630¹<br>693 BSP WSP |
|---|---|--------|----------|--|
| <b>LEVER HANDLES – PAIRS WITH SPINDLES:</b> |   |        |          |  |
| CR904                                       | X | CR905  | \$592.00 | \$619.00   |
| AU904                                       | X | AU905  |          |  |
| MO904                                       | X | MO905  |          |  |
| PB904                                       | X | PB905  |          |  |
| VI904                                       | X | VI905  |          |  |
| AR902                                       | X | AR903  | \$771.00 | \$798.00   |
| JN902                                       | X | JN903  |          |  |
| PN904                                       | X | PN905  |          |  |

1. Levers are Nickel Plated to match Stainless Steel.

| OUTSIDE                                     | X | INSIDE | ALL FINISHES |
|---|---|--------|--------------|
| <b>LEVER HANDLES - PAIRS WITH SPINDLES:</b> |   |        |              |
| HA904                                       | X | HA905  | \$814.00     |

| PRODUCT #                           | 626      | 605 606 611 612 613E<br>618 619 625 629¹ 630¹<br>693 BSP WSP |
|-------------------------------------|----------|--|
| <b>KNOBS – PAIRS WITH SPINDLES:</b> |          |  |
| CO35S                               | \$540.00 | \$552.00   |

1. Knobs are Nickel Plated to match Stainless Steel.

| MODEL #                 | PRODUCT DESCRIPTION    | 626      | 605 606 611 612 613E<br>618 619 625 629¹ 630¹<br>693 BSP WSP |
|-------------------------|------------------------|----------|--|
| <b>ROSE ASSEMBLIES:</b> |                        |          |  |
| R3-505                  | Inside                 | \$125.00 | \$152.00   |
| R3-506                  | Outside                |          |  |
| R4-505                  | Inside                 |          |  |
| R4-506                  | Outside                |          |  |
| R5-505                  | Inside                 |          |  |
| R5-506                  | Outside                |          |  |
| R6-505                  | Inside                 |          |  |
| R6-506                  | Outside                |          |  |
| R7-505                  | Inside                 |          |  |
| R7-506                  | Outside                |          |  |
| R8-505                  | Inside                 |          |  |
| R8-506                  | Outside                |          |  |
| R9-505                  | Inside (Specify Hand)  |          |  |
| R9-506                  | Outside (Specify Hand) |          |  |

| PRODUCT #            | PRODUCT DESCRIPTION | 613E 626<br>BSP WSP | 605 606 611 612<br>618 619 625<br>629 630 693 |
|----------------------|---------------------|---------------------|---|
| <b>ROSES – EACH:</b> |                     |                     |   |
| CO505                | Inside Rose         | \$139.00            | \$143.00                                      |
| CO506                | Outside Rose        |                     |   |

| PRODUCT #                 | PRODUCT DESCRIPTION          | ALL FINISHES |
|---------------------------|------------------------------|--------------|
| STANDARD THUMBTURN:       |                              |              |
| GF1824                    | Round Plate - with Thumbturn | \$96.00      |
| EMERGENCY KEY PLATES:     |                              |              |
| GF1826                    | Round Plate - Privacy        | \$96.00      |
| GF1828                    | Round Plate - Blank          |              |
| THUMBTURN FOR HA LEVER*:  |                              |              |
| 50-1824-0033              | For Rose 1-3/4" Door         | \$249.00     |
| SQUARE THUMBTURN & PLATE: |                              |              |
| 50-1824-0057              | For Rose 1-3/4" Door         | \$249.00     |

## MORTISE LOCK PARTS

| MODEL #          | PRODUCT DESCRIPTION                             | ALL FINISHES |
|------------------|---|--------------|
| <b>STRIKES:</b>  |   |              |
| 2815             | Latchbolt and Deadbolt, Curved Lip (8800)       | \$63.00      |
| 2816             | Latchbolt and Deadbolt, Flat Lip (8800)         |              |
| 497B             | Blank Filler Plate                              |              |
| 718              | Open Back Strike (black)                        | \$261.00     |
| 202              | Strike Box                                      | \$2.00       |
| 81-0071-8612-999 | Torx Screw Part Number for Strikes - 2 Required | \$3.00       |

**NOTE:** Standard strike pack does not include TORX screws.

| PART NUMBER          | LOCK FUNCTION  | ALL FINISHES |
|----------------------|--|--------------|
| <b>ARMOR FRONTS:</b> |  |              |
| 50-8801-X219         | 8801, 8862   | \$52.00      |
| 50-8802-X219         | 8802, 8811, 8822, 8823, 8860, 8861                               |              |
| 50-8805-X219         | 8805, 8808, 8809, 8817, 8828, 8829, 8830, 8833, 8864, 8865, 8866 |              |
| 50-8807-X219         | 8807   |              |
| 50-8813-X219         | 8813, 8814, 8815   |              |
| 50-8820-X219         | 8812, 8818, 8820, 8831, 8832, 8835                               |              |
| 50-8824-X219         | 8824, 8834, 8834-2   |              |
| 50-8847-X219         | 8827, 8847   |              |
| 50-8867-X219         | 8867   |              |
| 81-00X2-0404         | Armor Front Screw (each)   | \$0.52       |

For "X" in part number, specify finish required:

- For 605, 606, 611, 612, 613, 618, 619, 625, 626, 693 or 722 substitute "X" with "2"

- For 629 or 630 substitute "X" with "7"

Example = 50-8847-7219 would be used for an 8847 mortise lock in 630 finish.

| MODEL #                | PRODUCT DESCRIPTION  | ALL FINISHES |
|------------------------|--|--------------|
| SPINDLE (PARTS):       |  |              |
| 1173L                  | Straight Spindle 3/8" (P/N varies by door thickness)                 | \$75.00      |
| 1178L                  | Swivel Spindle 3/8" for Lever x Lever (P/N varies by door thickness) |              |
| F1198                  | Threaded Hook Spindle 3/8" (P/N 50-1198-0007-48)                     |              |
| DUMMY SPINDLE (PARTS): |  |              |
| 1424                   | Dummy Spindle Assembly - Standard Trim (P/N 50-1424-0003-048)        | \$63.00      |
| CR814F828              | Dummy Spindle Assembly - Reflections® Trim                           | \$63.00      |

| MODEL #               | PRODUCT DESCRIPTION                    | 612 626  |
|-----------------------|--|----------|
| <b>RABBETED KITS:</b> |  |          |
| RK245                 | Latchbolt & Deadbolt, 1-3/4" & 2" Door | \$379.00 |
| <b>TOOLS:</b>         |  |          |
| S1064                 | Knob & Rose Wrench                     | \$5.20   |
| E203                  | Emergency Key                          | \$4.54   |

**When Ordering:** Specify finish.



## MORTISE LOCK PARTS

### STATUS INDICATOR (PARTS)

| PART NO.              | DESCRIPTION  | LIST PRICE |
|-----------------------|--|------------|
| 81-0472-4000 x Finish | Sectional Cylinder Plate Only (cylinder not included)  | \$136.00   |
| 81-0471-4000 x Finish | Sectional Cointurn Plate Only (cointurn not included)  | \$137.00   |
| 50-8800-0364 x Finish | Sectional Thumbturn Plate Only (assembly includes thumbturn)   | \$136.00   |
| 81-0473-4000 x Finish | Sectional No Input-Blank Plate Only  |            |
| 81-0749-9000          | Indicator Retaining Pad (sectional)  | \$5.00     |
| 856F049               | Indicator Window   |            |
| 50-8800-9328          | Indicator Spindle Cam - Thumbturn  | \$20.00    |
| 50-8800-0346          | Indicator Spindle Cam - Thumbturn Overtravel   |            |
| 50-8800-7335          | Indicator Spindle Cam - Cylinder / No Input-Blank (1-3/4" door thickness)                            |            |
| 50-8800-7336          | Indicator Spindle Cam - Cylinder / No Input-Blank (1-3/8" door thickness)                            |            |
| 50-8800-7337          | Indicator Spindle Cam - Cylinder / No Input-Blank (2-1/4" door thickness)                            |            |
| 50-8800-7338          | Indicator Spindle Cam - Cylinder / No Input-Blank (door thickness greater than 2-1/4", must specify) |            |
| 50-8800-0378          | Indicator Spindle Cam - Cylinder Overtravel (1-3/4" door thickness)                                  |            |
| 50-8800-0379          | Indicator Spindle Cam - Cylinder Overtravel (1-3/8" door thickness)                                  |            |
| 50-8800-0380          | Indicator Spindle Cam - Cylinder Overtravel (2-1/4" door thickness)                                  |            |
| 50-8800-0381          | Indicator Spindle Cam - Cylinder Overtravel (door thickness greater than 2-1/4", must specify)       |            |
| 50-8800-7339 x finish | Indicator Spindle Cam - Cointurn (1-3/4" door thickness)   | \$24.00    |
| 50-8800-7340 x finish | Indicator Spindle Cam - Cointurn (1-3/8" door thickness)   |            |
| 50-8800-7341 x finish | Indicator Spindle Cam - Cointurn (2-1/4" door thickness)   |            |
| 50-8800-7342 x finish | Indicator Spindle Cam - Cointurn (door thickness greater than 2-1/4", must specify)                  |            |
| 82-5602-4000          | Indicator Display Assembly - Unlocked/Locked, Green/Red  | \$93.00    |
| 82-5603-4000          | Indicator Display Assembly - Vacant/Occupied, Green/Red  |            |
| 82-5604-4000          | Indicator Display Assembly - Unlocked Icon/Locked Icon, Green/Red                                    |            |
| 82-5605-4000          | Indicator Display Assembly - Unlocked/Locked, White/Red  |            |
| 82-5606-4000          | Indicator Display Assembly - Vacant/Occupied, White/Red  |            |
| 82-5607-4000          | Indicator Display Assembly - Unlocked Icon/Locked Icon, White/Red                                    |            |
| 82-5684-4000          | Indicator Display Assembly - Ouvert/Fermé, Green/Red   |            |
| 82-5685-4000          | Indicator Display Assembly - Libre/Occupée, Green/Red  |            |
| 855F638               | VN Escutcheon Indicator Backing Plate  | \$5.00     |
| 855F658               | Sectional Indicator Surface Mount Backing Plate  | \$19.00    |
| 858F517 x Finish      | VN Escutcheon Indicator Screw Pack - Phillips, 1-3/4" Door   | \$15.00    |
| 858F50M x Finish      | VN Escutcheon Indicator Screw Pack - Phillips, 1-3/8" Door   |            |
| 858F52M x Finish      | VN Escutcheon Indicator Screw Pack - Phillips, 2" Door   |            |
| 858F53M x Finish      | VN Escutcheon Indicator Screw Pack - Phillips, 2-1/4" Door   |            |
| 858F55M x Finish      | VN Escutcheon Indicator Screw Pack - Phillips, 2-1/2" Door   |            |
| 858F497 x Finish      | Sectional Indicator Screw Pack - Phillips & Torx, All Doors  |            |
| 50-8800-9343          | Sectional Indicator Template Kit   | \$21.00    |

8800FL SERIES ELECTRIFIED MORTISE LOCKS



**LEVER DESIGNS:**

Augusta - AU  
Monroe - MO

Pacific Beach - PB  
Carmel - CR

**ROSE DESIGNS:**

Copenhagen - R  
R3, R4, R5, R6, R7, R8, R9

| MODEL #                        | PRODUCT DESCRIPTION | 626        | 605 606 611 612<br>613E 618 619 625<br>629¹ 630¹ 693 BSP WSP |
|--------------------------------|---------------------|------------|--|
| SINGLE CYLINDER:               |                     |            |  |
| 8890FL                         | Fail Safe           | \$1,536.00 | \$1,563.00   |
| 8891FL                         | Fail Secure         |            |  |
| SINGLE CYLINDER WITH DEADBOLT: |                     |            |  |
| 8896FL                         | Fail Safe           | \$1,566.00 | \$1,593.00   |
| 8897FL                         | Fail Secure         |            |  |
| 8898FL                         | Fail Safe           |            |  |
| 8899FL                         | Fail Secure         |            |  |
| DOUBLE CYLINDER:               |                     |            |  |
| 8894-2FL                       | Fail Safe           | \$1,655.00 | \$1,682.00   |
| 8895-2FL                       | Fail Secure         |            |  |
| DOUBLE CYLINDER WITH DEADBOLT: |                     |            |  |
| 8896-2FL                       | Fail Safe           | \$1,685.00 | \$1,712.00   |
| 8897-2FL                       | Fail Secure         |            |  |
| 8898-2FL                       | Fail Safe           |            |  |
| 8899-2FL                       | Fail Secure         |            |  |
| NO CYLINDER OVERRIDE:          |                     |            |  |
| 8880FL                         | Fail Safe           | \$1,417.00 | \$1,444.00   |
| 8881FL                         | Fail Secure         |            |  |
| 8884FL                         | Fail Safe           |            |  |
| 8885FL                         | Fail Secure         |            |  |

**LEVER DESIGNS:**

Augusta - AU  
Monroe - MO

Pacific Beach - PB  
Carmel - CR

**ESCUTCHEON DESIGNS:**

Camden - CN  
E3, E4

| MODEL #                        | PRODUCT DESCRIPTION | 626        | 605 606 611 612<br>613E 618 619 625<br>629' 630' 693 BSP WSP |
|--------------------------------|---------------------|------------|--|
| SINGLE CYLINDER:               |                     |            |  |
| 8890FL                         | Fail Safe           | \$1,559.00 | \$1,586.00   |
| 8891FL                         | Fail Secure         |            |  |
| SINGLE CYLINDER WITH DEADBOLT: |                     |            |  |
| 8896FL                         | Fail Safe           | \$1,589.00 | \$1,616.00   |
| 8897FL                         | Fail Secure         |            |  |
| 8898FL                         | Fail Safe           |            |  |
| 8899FL                         | Fail Secure         |            |  |
| DOUBLE CYLINDER:               |                     |            |  |
| 8894-2FL                       | Fail Safe           | \$1,678.00 | \$1,705.00   |
| 8895-2FL                       | Fail Secure         |            |  |
| DOUBLE CYLINDER WITH DEADBOLT: |                     |            |  |
| 8896-2FL                       | Fail Safe           | \$1,708.00 | \$1,735.00   |
| 8897-2FL                       | Fail Secure         |            |  |
| 8898-2FL                       | Fail Safe           |            |  |
| 8899-2FL                       | Fail Secure         |            |  |
| NO CYLINDER OVERRIDE:          |                     |            |  |
| 8880FL                         | Fail Safe           | \$1,440.00 | \$1,467.00   |
| 8881FL                         | Fail Secure         |            |  |
| 8884FL                         | Fail Safe           |            |  |
| 8885FL                         | Fail Secure         |            |  |

1. Levers and Escutcheons are Nickel Plated to match Stainless Steel.

When Ordering: Specify design, hand and finish.

## 8800FL SERIES ELECTRIFIED MORTISE LOCKS

**ACCENTRA®**  
**ASSA ABLOY**

**LEVER DESIGNS:** Arcadia - AR  
Jefferson - JN

Pinehurst - PN  
Virginia - VI

**ROSE DESIGNS:** Copenhagen - R  
R3, R4, R5, R6, R7, R8, R9

| MODEL #                        | PRODUCT DESCRIPTION | 626        | 605 606 611 612<br>613E 618 619 625<br>629' 630' 693 BSP WSP |
|--------------------------------|---------------------|------------|--|
| SINGLE CYLINDER:               |                     |            |  |
| 8890FL                         | Fail Safe           | \$1,722.00 | \$1,749.00   |
| 8891FL                         | Fail Secure         |            |  |
| SINGLE CYLINDER WITH DEADBOLT: |                     |            |  |
| 8896FL                         | Fail Safe           | \$1,752.00 | \$1,779.00   |
| 8897FL                         | Fail Secure         |            |  |
| 8898FL                         | Fail Safe           |            |  |
| 8899FL                         | Fail Secure         |            |  |
| DOUBLE CYLINDER:               |                     |            |  |
| 8894-2FL                       | Fail Safe           | \$1,841.00 | \$1,868.00   |
| 8895-2FL                       | Fail Secure         |            |  |
| DOUBLE CYLINDER WITH DEADBOLT: |                     |            |  |
| 8896-2FL                       | Fail Safe           | \$1,871.00 | \$1,898.00   |
| 8897-2FL                       | Fail Secure         |            |  |
| 8898-2FL                       | Fail Safe           |            |  |
| 8899-2FL                       | Fail Secure         |            |  |
| NO CYLINDER OVERRIDE:          |                     |            |  |
| 8880FL                         | Fail Safe           | \$1,603.00 | \$1,630.00   |
| 8881FL                         | Fail Secure         |            |  |
| 8884FL                         | Fail Safe           |            |  |
| 8885FL                         | Fail Secure         |            |  |

**LEVER DESIGNS:** Arcadia - AR  
Jefferson - JN

Pinehurst - PN  
Virginia - VI

**ESCUTCHEON DESIGNS:** Camden - CN  
E3, E4

| MODEL #                        | PRODUCT DESCRIPTION | 626        | 605 606 611 612<br>613E 618 619 625<br>629¹ 630¹ 693 BSP WSP |
|--------------------------------|---------------------|------------|--|
| SINGLE CYLINDER:               |                     |            |  |
| 8890FL                         | Fail Safe           | \$1,745.00 | \$1,772.00   |
| 8891FL                         | Fail Secure         |            |  |
| SINGLE CYLINDER WITH DEADBOLT: |                     |            |  |
| 8896FL                         | Fail Safe           | \$1,775.00 | \$1,802.00   |
| 8897FL                         | Fail Secure         |            |  |
| 8898FL                         | Fail Safe           |            |  |
| 8899FL                         | Fail Secure         |            |  |
| DOUBLE CYLINDER:               |                     |            |  |
| 8894-2FL                       | Fail Safe           | \$1,864.00 | \$1,891.00   |
| 8895-2FL                       | Fail Secure         |            |  |
| DOUBLE CYLINDER WITH DEADBOLT: |                     |            |  |
| 8896-2FL                       | Fail Safe           | \$1,894.00 | \$1,921.00   |
| 8897-2FL                       | Fail Secure         |            |  |
| 8898-2FL                       | Fail Safe           |            |  |
| 8899-2FL                       | Fail Secure         |            |  |
| NO CYLINDER OVERRIDE:          |                     |            |  |
| 8880FL                         | Fail Safe           | \$1,626.00 | \$1,653.00   |
| 8881FL                         | Fail Secure         |            |  |
| 8884FL                         | Fail Safe           |            |  |
| 8885FL                         | Fail Secure         |            |  |

1. Levers and Escutcheons are Nickel Plated to match Stainless Steel.

**When Ordering:** Specify design, hand and finish.

8800FL SERIES ELECTRIFIED MORTISE LOCKS



**LEVER DESIGN:**
Hampton - HA

**ROSE DESIGNS:**
R3, R4, R5, R6, R7, R8, R9  
Copenhagen - R

**ESCUTCHEON DESIGNS:**
E3, E4,  
Camden - CN

| MODEL #                        | PRODUCT DESCRIPTION | ROSE TRIM<br>605 606<br>619 625 626 | ESCUTCHEON TRIM<br>605 606<br>619 625 626 |
|--------------------------------|---------------------|-------------------------------------|---|
| SINGLE CYLINDER:               |                     |                                     |   |
| 8890FL                         | Fail Safe           | \$1,722.00                          | \$1,852.00                                |
| 8891FL                         | Fail Secure         |                                     |   |
| SINGLE CYLINDER WITH DEADBOLT: |                     |                                     |   |
| 8896FL                         | Fail Safe           | \$1,752.00                          | \$1,868.00                                |
| 8897FL                         | Fail Secure         |                                     |   |
| 8898FL                         | Fail Safe           |                                     |   |
| 8899FL                         | Fail Secure         |                                     |   |
| DOUBLE CYLINDER:               |                     |                                     |   |
| 8894-2FL                       | Fail Safe           | \$1,841.00                          | \$2,081.00                                |
| 8895-2FL                       | Fail Secure         |                                     |   |
| DOUBLE CYLINDER WITH DEADBOLT: |                     |                                     |   |
| 8896-2FL                       | Fail Safe           | \$1,871.00                          | \$1,882.00                                |
| 8897-2FL                       | Fail Secure         |                                     |   |
| 8898-2FL                       | Fail Safe           |                                     |   |
| 8899-2FL                       | Fail Secure         |                                     |   |
| NO CYLINDER OVERRIDE:          |                     |                                     |   |
| 8880FL                         | Fail Safe           | \$1,603.00                          | \$1,733.00                                |
| 8881FL                         | Fail Secure         |                                     |   |
| 8884FL                         | Fail Safe           |                                     |   |
| 8885FL                         | Fail Secure         |                                     |   |

When Ordering: Specify design, hand and finish.

## MORTISE LOCK COMPONENTS AND OPTIONS

## ELECTRIFIED MORTISE LOCK BODIES (WITH ARMOR FRONT AND STRIKE)

| FUNCTION       | LOCKBODY<br>MODEL # | DESCRIPTION | LIST PRICE |
|----------------|---------------------|-------------|------------|
| <b>LEVERS:</b> |                     |             |            |
| 8880FL         | LBDY8880FL          | Fail Safe   | \$1,036.00 |
| 8881FL         | LBDY8881FL          | Fail Secure |            |
| 8884FL         | LBDY8884FL          | Fail Safe   |            |
| 8885FL         | LBDY8885FL          | Fail Secure |            |
| 8890FL         | LBDY8890FL          | Fail Safe   |            |
| 8891FL         | LBDY8891FL          | Fail Secure |            |
| 8894-2FL       | LBDY8894FL          | Fail Safe   |            |
| 8895-2FL       | LBDY8895FL          | Fail Secure |            |
| 8896FL         | LBDY8896FL          | Fail Safe   | \$1,099.00 |
| 8896-2FL       | LBDY8896FL          | Fail Safe   |            |
| 8897FL         | LBDY8897FL          | Fail Secure |            |
| 8897-2FL       | LBDY8897FL          | Fail Secure |            |
| 8898FL         | LBDY8898FL          | Fail Safe   |            |
| 8898-2FL       | LBDY8898FL          | Fail Safe   |            |
| 8899FL         | LBDY8899FL          | Fail Secure |            |
| 8899-2FL       | LBDY8899FL          | Fail Secure |            |

**NOTE:** Includes armor front and strike, finish must be specified.

| <b>ELECTRIFIED AND MECHANICAL OPTIONS:</b>   |     |          |
|--|-----|----------|
| LBM: SPDT switch that monitors full retraction of latchbolt (available option for electrified functions only)                      | ADD | \$340.00 |
| DBM: SPDT switch that monitors full retraction of deadbolt   |     |          |
| REX: SPDT switch that monitors activation of free lever  |     | \$334.00 |
| MELR: Motorized Electric Latch Retraction (available option for the following functions with lever trim: 8801FL, 8805FL, 8830-2FL) |     | \$948.00 |

See page [212](#) for power supplies and electrified accessories.

| PART NUMBER                            | LOCK FUNCTION  | ALL FINISHES |
|--|--|--------------|
| <b>ARMOR FRONT &amp; STRIKE PACKS:</b> |  |              |
| 50-0020-8805-FIN                       | 8880, 8881, 8884, 8885, 8890, 8891, 8892, 8893, 8894, 8894-2, 8895, 8895-2 | \$95.00      |
| 50-0020-8820-FIN                       | 8896, 8896-2, 8897, 8897-2, 8898, 8898-2, 8899, 8899-2                     |              |

**NOTE:** Trim priced separately.  
 Armor Fronts and Strikes included with lockbodies only. Finish must be specified.  
 Cylinders are not furnished with lock bodies; cylinders must be ordered separately.

**When Ordering:** Specify design, hand and finish.

SL8800FL SERIES SECURITY MORTISE LOCKS



DESIGNS:     Arcadia - ARSL                    Augusta - AUSL                    Carmel - CRSL                    Jefferson - JNSL  
                  Monroe - MOSL                    Pacific Beach - PBSL                    Virginia - VISL

| MODEL #                        | PRODUCT DESCRIPTION                | 630²       |
|--------------------------------|------------------------------------|------------|
| SINGLE CYLINDER:               |                                    |            |
| SL8805FL                       | Storeroom or Closet                | \$1,519.00 |
| SL8807FL                       | Entrance                           |            |
| SL8808FL                       | Classroom                          |            |
| SL8809FL                       | Classroom or Office with Thumbturn | \$1,535.00 |
| SL8829FL                       | Closet                             | \$1,519.00 |
| SL8831FL                       | Detention                          | \$1,659.00 |
| SL8833FL                       | Exit                               | \$1,519.00 |
| SINGLE CYLINDER WITH DEADBOLT: |                                    |            |
| SL8822FL                       | Dormitory                          | \$1,549.00 |
| SL8823FL                       | Storeroom                          |            |
| SL8840FL                       | Storeroom                          |            |
| SL8847FL                       | Entrance or Apartment              |            |
| SL8860FL                       | Entrance or Storeroom              |            |
| SL8861FL                       | Dormitory or Storeroom             |            |
| SL8867FL                       | Dormitory or Exit                  |            |
| DOUBLE CYLINDER:               |                                    |            |
| SL8808-2FL                     | Classroom                          | \$1,638.00 |
| SL8817-2FL                     | Apartment, Exit or Public Toilet   |            |
| SL8830-2FL                     | Asylum                             |            |
| DOUBLE CYLINDER WITH DEADBOLT: |                                    |            |
| SL8811-2FL                     | Classroom Deadbolt                 | \$1,668.00 |
| SL8812-2FL                     | Classroom Security                 |            |
| SL8818-2FL                     | Classroom Security Intruder        |            |
| SL8860-2FL                     | Entrance or Storeroom              |            |
| HOTEL/MOTEL:                   |                                    |            |
| SL8820FL¹                      | Hotel/Motel                        | \$1,690.00 |
| SL8827FL¹                      | Hotel/Motel                        |            |
| SL8832FL                       | Hotel/Motel                        | \$1,659.00 |
| NON-KEYED:                     |                                    |            |
| SL8801FL                       | Passage                            | \$1,375.00 |
| SL8802FL                       | Privacy                            | \$1,430.00 |
| SL8828FL                       | Exit                               | \$1,375.00 |
| SL8835FL                       | Exit with Thumbturn                | \$1,421.00 |
| SL8862FL                       | Bathroom                           | \$1,400.00 |
| SL8865FL                       | Bathroom with Thumbturn            | \$1,416.00 |

Security Locks are 50% off list only unless special factory quotation allowed.

1. Price Includes Hotel Indicator.
2. Levers are Nickel Plated to match Stainless Steel.

When Ordering: Specify design, function and hand.

## SL8800FL SERIES SECURITY LOCK PARTS

| MODEL #  | PRODUCT DESCRIPTION | 630      |
|--|---------------------|----------|
| LEVER HANDLE WITH SPINDLE (two required per lock): |                     |          |
| ARSL904 (specify hand)                             |                     | \$458.00 |
| AUSL904  |                     |          |
| CRSL904  |                     |          |
| JNSL904  |                     |          |
| MOSL904  |                     |          |
| PBSL904  |                     |          |
| VISL904  |                     |          |
| ESCUTCHEON PLATES:                                 |                     |          |
| SL87 I/S   |                     | \$209.00 |
| SL88 O/S   |                     |          |

| FUNCTION  | LOCKBODY MODEL # | 630      |
|---|------------------|----------|
| <b>MORTISE LOCK BODIES (WITH ARMOR FRONT &amp; STRIKE):</b> |                  |          |
| SL8801FL  | LBDYSL8801       | \$633.00 |
| SL8802FL  | LBDYSL8802       | \$829.00 |
| SL8805FL  | LBDYSL8805       | \$770.00 |
| SL8807FL  | LBDYSL8807       |          |
| SL8808FL  | LBDYSL8808       |          |
| SL8809FL  | LBDYSL8809       |          |
| SL8820FL  | LBDYSL8820       | \$829.00 |
| SL8822FL  | LBDYSL8822       |          |
| SL8823FL  | LBDYSL8823       |          |
| SL8827FL  | LBDYSL8827       |          |
| SL8832FL  | LBDYSL8832       |          |
| SL8835FL  | LBDYSL8835       |          |
| SL8840FL  | LBDYSL8840       |          |
| SL8847FL  | LBDYSL8847       |          |
| SL8828FL  | LBDYSL8828       | \$644.00 |
| SL8829FL  | LBDYSL8829       | \$770.00 |
| SL8831FL  | LBDYSL8831       | \$829.00 |
| SL8860FL  | LBDYSL8860       |          |
| SL8861FL  | LBDYSL8861       |          |
| SL8862FL  | LBDYSL8862       |          |
| SL8865FL  | LBDYSL8865       |          |
| SL8867FL  | LBDYSL8867       |          |
| SL8808-2FL  | LBDYSL8808       |          |
| SL8811-2FL  | LBDYSL8811       | \$770.00 |
| SL8812-2FL  | LBDYSL8812       | \$829.00 |
| SL8817-2FL  | LBDYSL8817       | \$770.00 |
| SL8818-2FL  | LBDYSL8818       | \$829.00 |
| SL8830-2FL  | LBDYSL8830       | \$770.00 |
| SL8860-2FL  | LBDYSL8860       | \$829.00 |

**NOTE:** Cylinders are not furnished with lock bodies. Cylinder must be ordered separately.

**NOTE:** When ordering escutcheons separately, specify the model number of the escutcheon plate suffixed with the spacing number. The spacing number indicates the hole preparation in the escutcheon plate to coordinate with the lock functions. See page [62](#) for spacing numbers.

**When Ordering:** Specify design, function and hand.

## REFLECTIONS® SERIES MORTISE VARIATIONS

**STANDARD FINISHES:** Product will be furnished only in the finishes in which it is priced.

| ANSI/BHMA CODE | FINISH DESCRIPTION                      |
|----------------|---|
| <b>BRASS:</b>  |   |
| 605            | Bright Brass, Clear Coated              |
| 606            | Satin Brass, Clear Coated               |
| <b>BRONZE:</b> |   |
| 611            | Bright Bronze, Clear Coated             |
| 612            | Satin Bronze, Clear Coated              |
| 613E           | Dark Oxidized Satin Bronze - equivalent |
| <b>CHROME:</b> |   |
| 625            | Bright Chrome Plated                    |
| 626            | Satin Chrome Plated                     |

| ANSI/BHMA CODE          | FINISH DESCRIPTION                 |
|-------------------------|------------------------------------|
| <b>NICKEL:</b>          |                                    |
| 618                     | Bright Nickel Plated, Clear Coated |
| 619                     | Satin Nickel Plated, Clear Coated  |
| <b>STAINLESS STEEL:</b> |                                    |
| 629                     | Bright Stainless Steel             |
| 630                     | Satin Stainless Steel              |
| <b>PAINTED:</b>         |                                    |
| BSP                     | Black Suede Powder Coat            |
| WSP                     | White Suede Powder Coat            |

| PRODUCT DESCRIPTION   | DEDUCT                      | ADD      |
|---|-----------------------------|----------|
| <b>LESS CYLINDER: (Specify "x LC")</b><br>Cylinder rings/collars not furnished with locksets ordered less cylinders.  | \$119.00                    | —        |
| IC Housing ordered with locksets  | —                           | \$0.00   |
| <b>7-PIN CYLINDERS:</b>   |                             |          |
| Add to 6-Pin cylinder   | —                           | \$2.00   |
| <b>INTERCHANGEABLE CORE CYLINDERS:</b>  |                             |          |
| 2196 - LFIC 6-Pin (Includes MK or GMK)<br>Ordering Example: TBR3-8807FL x 2196 x RH x 605   | —                           | \$95.00  |
| 2196H - LFIC Hotel Lock (Includes MK or GMK and EMK)  | —                           | \$232.00 |
| A620 - SFIC 6-or 7-Pin (Includes MK or GMK)<br>Ordering Example: TBR3-8807 x A620 x RH x 626  | —                           | \$84.00  |
| <b>SPECIAL STRIKES:</b>   |                             |          |
| Strikes with lip lengths other than 1-1/8" or 1-1/4"  | —                           | \$21.00  |
| <b>DOORS 1-7/8" THICK TO 3-1/4" THICK:</b>  |                             |          |
| Non-keyed   | —                           | \$176.00 |
| Single cylinder keyed   | —                           | \$279.00 |
| Double cylinder keyed   | —                           | \$312.00 |
| <b>MICROSHIELD®:</b> Antimicrobial coating. Specify option "YMS".   | —                           | \$112.00 |
| <b>KNURLING:</b> Not available  | --                          | --       |
| <b>INDICATORS</b>   | See Page <a href="#">59</a> |          |
| <b>REFLECTIONS LEVERS:</b> The following levers are no longer available in 629 and 630 finishes, CH, DW, TT, TU, TW, TX, TY, UX, TG, TJ, TK, TE, TI and TD. | —                           | —        |



## 8800RL SERIES MORTISE LOCKS

**LEVER DESIGNS:** All Reflections® Series

**ROSE DESIGNS:** R3, R4, R5, R6, R7, R8, R9  
Copenhagen - R

| MODEL #                        | PRODUCT DESCRIPTION   | 626        | 605 606 611 612<br>613E 618 619 625<br>629² 630² BSP WSP |
|--------------------------------|---|------------|--|
| SINGLE CYLINDER:               |   |            |  |
| 8805RL                         | Storeroom or Closet   | \$1,342.00 | \$1,369.00   |
| 8807RL                         | Entrance  |            |  |
| 8808RL                         | Classroom   |            |  |
| 8809RL                         | Classroom or Office with Thumbturn                            | \$1,358.00 | \$1,385.00   |
| 8824RL                         | Hold Back   | \$1,342.00 | \$1,369.00   |
| 8829RL                         | Closet  |            |  |
| 8833RL                         | Exit  |            |  |
| 8834RL                         | All Purpose   |            |  |
| 8864RL³                        | Bathroom with Indicator                                       | \$1,571.00 | \$1,598.00   |
| SINGLE CYLINDER WITH DEADBOLT: |   |            |  |
| 8822RL                         | Dormitory   | \$1,372.00 | \$1,399.00   |
| 8823RL                         | Storeroom   |            |  |
| 8840RL                         | Storeroom   |            |  |
| 8847RL                         | Entrance or Apartment   |            |  |
| 8860RL                         | Entrance or Storeroom   |            |  |
| 8861RL                         | Dormitory or Storeroom  |            |  |
| 8867RL                         | Dormitory or Exit   |            |  |
| DOUBLE CYLINDER:               |   |            |  |
| 8808-2RL                       | Classroom   | \$1,461.00 | \$1,488.00   |
| 8817-2RL                       | Apartment, Exit or Public Toilet                              |            |  |
| 8830-2RL                       | Asylum  |            |  |
| 8834-2RL                       | All Purpose   |            |  |
| DOUBLE CYLINDER WITH DEADBOLT: |   |            |  |
| 8811-2RL                       | Classroom Deadbolt  | \$1,491.00 | \$1,518.00   |
| 8812-2RL                       | Classroom Security  |            |  |
| 8818-2RL                       | Classroom Security Intruder                                   |            |  |
| 8860-2RL                       | Entrance or Storeroom   |            |  |
| HOTEL/MOTEL:                   |   |            |  |
| 8820RL¹,³                      | Hotel/Motel   | \$1,513.00 | \$1,540.00   |
| 8827RL¹,³                      | Hotel/Motel   |            |  |
| 8832RL                         | Hotel/Motel   | \$1,482.00 | \$1,509.00   |
| NON-KEYED:                     |   |            |  |
| 8801RL                         | Passage   | \$1,198.00 | \$1,225.00   |
| 8802RL                         | Privacy   | \$1,253.00 | \$1,280.00   |
| 8828RL                         | Exit  | \$1,198.00 | \$1,225.00   |
| 8835RL                         | Exit with Thumbturn   | \$1,244.00 | \$1,271.00   |
| 8862RL                         | Bathroom  | \$1,223.00 | \$1,250.00   |
| 8865RL                         | Bathroom with Thumbturn                                       | \$1,239.00 | \$1,266.00   |
| 8866RL                         | Passage Lock w/ Indicator (VXX option add pg 56 also applies) | \$1,223.00 | \$1,250.00   |
| DUMMY TRIM:                    |   |            |  |
| 855RL                          | Single  | \$535.50   | \$549.00   |
| 838ARL                         | Pair  | \$1,071.00 | \$1,098.00   |
| 838BRL                         | Pair (Strike available upon request)                          | \$1,106.00 | \$1,133.00   |
| 8870RLDT                       | Plain   | \$1,198.00 | \$1,225.00   |
| 8871RLDT                       | Latchbolt   |            |  |
| 8872RLDT                       | Latchbolt x Deadbolt  |            |  |

1. Price includes Hotel indicator.
2. See the Variations page for details.
3. Not available with R9 rose.

## 8800RL SERIES MORTISE LOCKS



**LEVER DESIGNS:** All Reflections® Series

**ESCUTCHEON DESIGNS:** E3, E4, CN, VN³

| MODEL #                        | PRODUCT DESCRIPTION   | 626        | 605 606 611 612<br>613E 618 619 625<br>629² 630² BSP WSP |
|--------------------------------|---|------------|--|
| SINGLE CYLINDER:               |   |            |  |
| 8805RL                         | Storeroom or Closet   | \$1,365.00 | \$1,392.00   |
| 8807RL                         | Entrance  |            |  |
| 8808RL                         | Classroom   |            |  |
| 8809RL                         | Classroom or Office with Thumbturn                            | \$1,381.00 | \$1,408.00   |
| 8824RL                         | Hold Back   | \$1,365.00 | \$1,392.00   |
| 8829RL                         | Closet  |            |  |
| 8833RL                         | Exit  |            |  |
| 8834RL                         | All Purpose   |            |  |
| 8864RL                         | Bathroom with Indicator                                       | \$1,594.00 | \$1,621.00   |
| SINGLE CYLINDER WITH DEADBOLT: |   |            |  |
| 8822RL                         | Dormitory   | \$1,395.00 | \$1,422.00   |
| 8823RL                         | Storeroom   |            |  |
| 8840RL                         | Storeroom   |            |  |
| 8847RL                         | Entrance or Apartment   |            |  |
| 8860RL                         | Entrance or Storeroom   |            |  |
| 8861RL                         | Dormitory or Storeroom  |            |  |
| 8867RL                         | Dormitory or Exit   |            |  |
| DOUBLE CYLINDER:               |   |            |  |
| 8808-2RL                       | Classroom   | \$1,484.00 | \$1,511.00   |
| 8817-2RL                       | Apartment, Exit or Public Toilet                              |            |  |
| 8830-2RL                       | Asylum  |            |  |
| 8834-2RL                       | All Purpose   |            |  |
| DOUBLE CYLINDER WITH DEADBOLT: |   |            |  |
| 8811-2RL                       | Classroom Deadbolt  | \$1,514.00 | \$1,541.00   |
| 8812-2RL                       | Classroom Security  |            |  |
| 8818-2RL                       | Classroom Security Intruder                                   |            |  |
| 8860-2RL                       | Entrance or Storeroom   |            |  |
| HOTEL/MOTEL:                   |   |            |  |
| 8820RL¹                        | Hotel/Motel   | \$1,536.00 | \$1,563.00   |
| 8827RL¹                        | Hotel/Motel   |            |  |
| 8832RL                         | Hotel/Motel   | \$1,505.00 | \$1,532.00   |
| NON-KEYED:                     |   |            |  |
| 8801RL                         | Passage   | \$1,221.00 | \$1,248.00   |
| 8802RL                         | Privacy   | \$1,276.00 | \$1,303.00   |
| 8828RL                         | Exit  | \$1,221.00 | \$1,248.00   |
| 8835RL                         | Exit with Thumbturn   | \$1,267.00 | \$1,294.00   |
| 8862RL                         | Bathroom  | \$1,246.00 | \$1,273.00   |
| 8865RL                         | Bathroom with Thumbturn                                       | \$1,262.00 | \$1,289.00   |
| 8866RL                         | Passage Lock w/ Indicator (VXX option add pg 56 also applies) | \$1,246.00 | \$1,273.00   |
| DUMMY TRIM:                    |   |            |  |
| 855RL                          | Single  | \$547.00   | \$560.50   |
| 838ARL                         | Pair  | \$1,094.00 | \$1,121.00   |
| 838BRL                         | Pair (Strike available upon request)                          | \$1,129.00 | \$1,156.00   |
| 8870RLDT                       | Plain   | \$1,221.00 | \$1,248.00   |
| 8871RLDT                       | Latchbolt   |            |  |
| 8872RLDT                       | Latchbolt x Deadbolt  |            |  |

1. Price includes Hotel indicator.
2. See the Variations page for details.
3. VN escutcheon available only with indicators. Must be ordered with "V" indicator options. See page 59 for more information.  
Option add also applies.

## 8800RL SERIES MORTISE LOCK PARTS

## MORTISE LOCK BODIES (WITH ARMOR FRONT AND STRIKE)

Lockbodies for use with Reflections® levers shipped AFTER October 2011. For use with Reflections trim shipped prior to this date, please contact Technical Support.

| FUNCTION       | LOCKBODY MODEL # | LIST PRICE |
|----------------|------------------|------------|
| <b>LEVERS:</b> |                  |            |
| 8801FL         | LBDY8801FL       | \$568.00   |
| 8802FL         | LBDY8802FL       | \$719.00   |
| 8805FL         | LBDY8805FL       | \$656.00   |
| 8807FL         | LBDY8807FL       |            |
| 8808FL         | LBDY8808FL       |            |
| 8809FL         | LBDY8809FL       |            |
| 8864FL         | LBDY8864FL       |            |
| 8808-2FL       | LBDY8808FL       | \$719.00   |
| 8811-2FL       | LBDY8811FL       |            |
| 8812-2FL       | LBDY8812FL       |            |
| 8817-2FL       | LBDY8817FL       | \$656.00   |
| 8818-2FL       | LBDY8818FL       | \$719.00   |
| 8820FL         | LBDY8820FL       |            |
| 8822FL         | LBDY8822FL       |            |
| 8823FL         | LBDY8823FL       |            |
| 8824FL         | LBDY8824FL       |            |
| 8827FL         | LBDY8827FL       |            |
| 8832FL         | LBDY8832FL       |            |
| 8835FL         | LBDY8835FL       |            |
| 8840FL         | LBDY8840FL       |            |
| 8847FL         | LBDY8847FL       |            |

| FUNCTION | LOCKBODY MODEL # | LIST PRICE |
|----------|------------------|------------|
| 8828FL   | LBDY8828FL       | \$572.00   |
| 8829FL   | LBDY8829FL       | \$656.00   |
| 8830-2FL | LBDY8830FL       | \$701.00   |
| 8833FL   | LBDY8833FL       | \$656.00   |
| 8833-2FL | LBDY8833FL       |            |
| 8834FL   | LBDY8834FL       |            |
| 8834-2FL | LBDY8834FL       | \$701.00   |
| 8860FL   | LBDY8860FL       |            |
| 8860-2FL | LBDY8860FL       |            |
| 8861FL   | LBDY8861FL       | \$656.00   |
| 8862FL   | LBDY8862FL       |            |
| 8865FL   | LBDY8865FL       |            |
| 8866FL   | LBDY8866FL       | \$701.00   |
| 8867FL   | LBDY8867FL       |            |

**NOTE:** Trim priced separately.

Armor Fronts and Strikes are included with lockbodies only.

Finish must be specified.

Cylinders are not furnished with lock bodies; cylinders must be ordered separately.

| PART NUMBER                            | LOCK FUNCTION  | ALL FINISHES |
|--|--|--------------|
| <b>ARMOR FRONT &amp; STRIKE PACKS:</b> |  |              |
| 50-0020-8801-FIN                       | 8801, 8862   | \$95.00      |
| 50-0020-8802-FIN                       | 8802, 8811, 8822, 8823, 8860, 8861                               |              |
| 50-0020-8805-FIN                       | 8805, 8808, 8809, 8817, 8828, 8829, 8830, 8833, 8864, 8865, 8866 |              |
| 50-0020-8807-FIN                       | 8807   |              |
| 50-0020-8813-FIN                       | 8813, 8814, 8815   |              |
| 50-0020-8820-FIN                       | 8812, 8818, 8820, 8831, 8832, 8835                               |              |
| 50-0020-8824-FIN                       | 8824, 8834, 8834-2   |              |
| 50-0020-8847-FIN                       | 8827, 8847   |              |
| 50-0020-8867-FIN                       | 8867   |              |

## REFLECTIONS® TRIM PACKS

**LEVER DESIGNS:** All Reflections® Series

**ESCUTCHEON DESIGNS:** E3, E4, CN, VN<sup>1</sup>

**ROSE DESIGNS:** R3, R4, R5, R6, R7, R8, R9, Copenhagen - R

1. Must be ordered with "V" indicator options. See page 59 for more information. Option add also applies.

| PRODUCT CODE                             | PRODUCT DESCRIPTION                        | 626      | 605 606 611 612 613E<br>618 619 625 629<br>630 BSP WSP |
|--|--|----------|--|
| <b>LEVERS WITH ROSES:</b>                |  |          |  |
| Specify lever design x rose design       | Specify "TP" with lock function and finish | \$964.00 | \$991.00   |
| <b>LEVERS WITH ESCUTCHEONS:</b>          |  |          |  |
| Specify lever design x escutcheon design | Specify "TP" with lock function and finish | \$987.00 | \$1,014.00   |

**How to order example:** TBR3 x TP8807 x BSP

## REFLECTIONS® TRIM PARTS

**LEVER DESIGNS:** All Reflections® Series

**ROSE DESIGNS:** R3, R4, R5, R6, R7, R8, R9

**ESCUTCHEON DESIGNS:** E3, E4

| MODEL #                   | PRODUCT DESCRIPTION   | 626      | 605 606 611 612 613E 618<br>619 625 629' 630' BSP WSP |
|---------------------------|---|----------|---|
| LEVER ASSEMBLY - OUTSIDE: |   |          |   |
| Design x 904              | Specify Lever Design x 904 x Hand<br>Ordering Example: TB904 x RH | \$266.00 | \$293.00  |
| LEVER ASSEMBLY - INSIDE:  |   |          |   |
| Design x 905              | Specify Lever Design x 905 x Hand<br>Ordering Example: TB905 x RH | \$266.00 | \$293.00  |
| ROSE ASSEMBLIES:          |   |          |   |
| R3-505                    | Inside  | \$125.00 | \$152.00  |
| R3-506                    | Outside   |          |   |
| R4-505                    | Inside  |          |   |
| R4-506                    | Outside   |          |   |
| R5-505                    | Inside  |          |   |
| R5-506                    | Outside   |          |   |
| R6-505                    | Inside  |          |   |
| R6-506                    | Outside   |          |   |
| R7-505                    | Inside  |          |   |
| R7-506                    | Outside   |          |   |
| R8-505                    | Inside  |          |   |
| R8-506                    | Outside   |          |   |
| R9-505                    | Inside (Specify Hand)   |          |   |
| R9-506                    | Outside (Specify Hand)  |          |   |
| ESCUTCHEON PLATES:        |   |          |   |
| E3-88                     | Outside   | \$395.00 | \$422.00  |
| E3-87                     | Inside  |          |   |
| E4-88                     | Outside   |          |   |
| E4-87                     | Inside  |          |   |

**NOTE:** When ordering escutcheons separately, specify the model number of the escutcheon plate suffixed with the spacing number. The spacing number indicates the hole preparation in the escutcheon plate to coordinate with the lock functions.

See page [62](#) for escutcheon plate numbers.

1. See the Variations page for details.

## 8800RL SERIES ELECTRIFIED MORTISE LOCKS

### LEVER DESIGNS: All Reflections® Series

### ROSE DESIGNS: R3, R4, R5, R6, R7, R8, R9, Copenhagen - R

| MODEL #                        | PRODUCT DESCRIPTION | 626        | 605 606 611 612 613E 618<br>619 625 629' 630' BSP WSP |
|--------------------------------|---------------------|------------|---|
| SINGLE CYLINDER:               |                     |            |   |
| 8890RL                         | Fail Safe           | \$1,722.00 | \$1,749.00  |
| 8891RL                         | Fail Secure         |            |   |
| SINGLE CYLINDER WITH DEADBOLT: |                     |            |   |
| 8896RL                         | Fail Safe           | \$1,752.00 | \$1,779.00  |
| 8897RL                         | Fail Secure         |            |   |
| 8898RL                         | Fail Safe           |            |   |
| 8899RL                         | Fail Secure         |            |   |
| DOUBLE CYLINDER:               |                     |            |   |
| 8894-2RL                       | Fail Safe           | \$1,841.00 | \$1,868.00  |
| 8895-2RL                       | Fail Secure         |            |   |
| DOUBLE CYLINDER WITH DEADBOLT: |                     |            |   |
| 8896-2RL                       | Fail Safe           | \$1,871.00 | \$1,898.00  |
| 8897-2RL                       | Fail Secure         |            |   |
| 8898-2RL                       | Fail Safe           |            |   |
| 8899-2RL                       | Fail Secure         |            |   |
| NO CYLINDER OVERRIDE:          |                     |            |   |
| 8880RL                         | Fail Safe           | \$1,603.00 | \$1,630.00  |
| 8881RL                         | Fail Secure         |            |   |
| 8884RL                         | Fail Safe           |            |   |
| 8885RL                         | Fail Secure         |            |   |

### LEVER DESIGNS: All Reflections® Series

### ESCUTCHEON DESIGNS: E3, E4, CN

| MODEL #                        | PRODUCT DESCRIPTION | 626        | 605 606 611 612 613E 618<br>619 625 629' 630' BSP WSP |
|--------------------------------|---------------------|------------|---|
| SINGLE CYLINDER:               |                     |            |   |
| 8890RL                         | Fail Safe           | \$1,745.00 | \$1,772.00  |
| 8891RL                         | Fail Secure         |            |   |
| SINGLE CYLINDER WITH DEADBOLT: |                     |            |   |
| 8896RL                         | Fail Safe           | \$1,775.00 | \$1,802.00  |
| 8897RL                         | Fail Secure         |            |   |
| 8898RL                         | Fail Safe           |            |   |
| 8899RL                         | Fail Secure         |            |   |
| DOUBLE CYLINDER:               |                     |            |   |
| 8894-2RL                       | Fail Safe           | \$1,864.00 | \$1,891.00  |
| 8895-2RL                       | Fail Secure         |            |   |
| DOUBLE CYLINDER WITH DEADBOLT: |                     |            |   |
| 8896-2RL                       | Fail Safe           | \$1,894.00 | \$1,921.00  |
| 8897-2RL                       | Fail Secure         |            |   |
| 8898-2RL                       | Fail Safe           |            |   |
| 8899-2RL                       | Fail Secure         |            |   |
| NO CYLINDER OVERRIDE:          |                     |            |   |
| 8880RL                         | Fail Safe           | \$1,626.00 | \$1,653.00  |
| 8881RL                         | Fail Secure         |            |   |
| 8884RL                         | Fail Safe           |            |   |
| 8885RL                         | Fail Secure         |            |   |

1. See the Variations page for details.

## ELECTRIFIED LOCK BODIES



Lockbodies for use with Reflections® levers shipped AFTER October 2011. For use with Reflections trim shipped prior to this date, please contact Technical Support.

| FUNCTION       | LOCKBODY MODEL # | DESCRIPTION | LIST PRICE |
|----------------|------------------|-------------|------------|
| <b>LEVERS:</b> |                  |             |            |
| 8880FL         | LBDY8880FL       | Fail Safe   | \$1,036.00 |
| 8881FL         | LBDY8881FL       | Fail Secure |            |
| 8884FL         | LBDY8884FL       | Fail Safe   |            |
| 8885FL         | LBDY8885FL       | Fail Secure |            |
| 8890FL         | LBDY8890FL       | Fail Safe   |            |
| 8891FL         | LBDY8891FL       | Fail Secure |            |
| 8894-2FL       | LBDY8894FL       | Fail Safe   |            |
| 8895-2FL       | LBDY8895FL       | Fail Secure |            |
| 8896FL         | LBDY8896FL       | Fail Safe   | \$1,099.00 |
| 8896-2FL       | LBDY8896FL       | Fail Safe   |            |
| 8897FL         | LBDY8897FL       | Fail Secure |            |
| 8897-2FL       | LBDY8897FL       | Fail Secure |            |
| 8898FL         | LBDY8898FL       | Fail Safe   |            |
| 8898-2FL       | LBDY8898FL       | Fail Safe   |            |
| 8899FL         | LBDY8899FL       | Fail Secure |            |
| 8899-2FL       | LBDY8899FL       | Fail Secure |            |

| <b>ELECTRIFIED AND MECHANICAL OPTIONS:</b>   |     |          |
|--|-----|----------|
| LBM: SPDT switch that monitors full retraction of latchbolt (available option for electrified functions only)                      | ADD | \$340.00 |
| DBM: SPDT switch that monitors full retraction of deadbolt   |     |          |
| REX: SPDT switch that monitors activation of free lever  |     | \$334.00 |
| MELR: Motorized Electric Latch Retraction (available option for the following functions with lever trim: 8801RL, 8805RL, 8830-2RL) |     | \$948.00 |

See page [212](#) for power supplies and electrified accessories.

| PART NUMBER                            | LOCK FUNCTION  | ALL FINISHES |
|--|--|--------------|
| <b>ARMOR FRONT &amp; STRIKE PACKS:</b> |  |              |
| 50-0020-8805-FIN                       | 8880, 8881, 8884, 8885, 8890, 8891, 8892, 8893, 8894, 8894-2, 8895, 8895-2 | \$95.00      |
| 50-0020-8820-FIN                       | 8896, 8896-2, 8897, 8897-2, 8898, 8898-2, 8899, 8899-2                     |              |

**NOTE:** Trim priced separately.  
 Armor Fronts and Strikes included with lockbodies only. Finish must be specified.  
 Cylinders are not furnished with lock bodies; cylinders must be ordered separately.

## 8800 SERIES MORTISE LOCK COMPONENTS

### COMPETITOR INDICATOR KITS VARIATIONS

**STANDARD FINISHES:** Product will be furnished only in the finishes in which it is priced.

| ANSI/BHMA CODE | FINISH DESCRIPTION                      |
|----------------|---|
| <b>BRASS:</b>  |   |
| 605            | Bright Brass, Clear Coated              |
| 606            | Satin Brass, Clear Coated               |
| <b>BRONZE:</b> |   |
| 612            | Satin Bronze, Clear Coated              |
| 613E           | Dark Oxidized Satin Bronze - equivalent |
| <b>CHROME:</b> |   |
| 625            | Bright Chrome Plated                    |
| 626            | Satin Chrome Plated                     |

| ANSI/BHMA CODE          | FINISH DESCRIPTION                 |
|-------------------------|------------------------------------|
| <b>STAINLESS STEEL:</b> |                                    |
| 629*                    | Bright Stainless Steel             |
| 630*                    | Satin Stainless Steel              |
| <b>NICKEL:</b>          |                                    |
| 618                     | Bright Nickel Plated, Clear Coated |
| 619                     | Satin Nickel Plated, Clear Coated  |

\*Indicator escutcheons are nickel plated to match stainless steel

### COMPETITOR INDICATOR KITS FOR BEST® MORTISE LOCKS

| DESCRIPTION                     | MODEL # | LIST PRICE |
|---------------------------------|---------|------------|
| Keyed Functions                 | BE190   | \$310.00   |
| Cointurn for Emergency Override | BE193   |            |
| Thumbturn                       | BE194   |            |

### COMPETITOR INDICATOR KITS FOR SCHLAGE® MORTISE

| DESCRIPTION                     | MODEL # | LIST PRICE |
|---------------------------------|---------|------------|
| Keyed Functions                 | SC190   | \$310.00   |
| Cointurn for Emergency Override | SC193   |            |
| Thumbturn                       | SC194   |            |
| No Input - Blank                | SC197   |            |

### OPTIONS:

| DESCRIPTION                        | SPECIFY OPTION CODE |
|------------------------------------|---------------------|
| Unlocked/Locked - Green/Red        | V10                 |
| Vacant/Occupied - Green/Red        | V20                 |
| Icons Only - Green/Red             | V30                 |
| Unlocked/Locked - White/Red        | V40                 |
| Vacant/Occupied - White/Red        | V50                 |
| Icons Only - White/Red             | V60                 |
| Ouvert/Fermé - Green/Red (French)  | V10F                |
| Libre/Occupée - Green/Red (French) | V20F                |

### NOTES:

When ordering competitor indicator kits, specify finish and V code required. i.e. SC190 x 626 x V10.

Kits accommodate indicators on one side of the door only. If indicators are required for both sides, 2 kits must be ordered as required by function.

8800 SERIES MORTISE LOCK PARTS



COMPETITOR INDICATOR KITS VARIATIONS

| PART NUMBER            | DESCRIPTION   | LIST PRICE |
|------------------------|---|------------|
| 50-8800-2304 x Finish  | Best® Sectional Escutcheon - Cylinder                                   | \$136.00   |
| 50-8800-2303 x Finish  | Schlage® Sectional Escutcheon - Cylinder                                |            |
| 50-8800-0390* x Finish | Best Sectional Escutcheon - Thumbturn (includes thumbturn)              |            |
| 50-8800-0389* x Finish | Schlage Sectional Escutcheon - Thumbturn (includes thumbturn)           |            |
| 50-8800-2302 x Finish  | Best or Schlage Sectional Escutcheon - No Input / Blank                 |            |
| 50-8800-2301 x Finish  | Best or Schlage Sectional Escutcheon - Cointurn (cointurn not included) | \$137.00   |
| 856F049                | Indicator Window  | \$5.00     |
| 858F241                | Display Assembly - Green Unlocked / Red Locked                          | \$93.00    |
| 858F251                | Display Assembly - Green Vacant / Red Occupied                          |            |
| 858F261                | Display Assembly - Green Unlocked Icon / Red Locked Icon                |            |
| 858F271                | Display Assembly - White Unlocked / Red Locked                          |            |
| 858F281                | Display Assembly - White Vacant / Red Occupied                          |            |
| 858F291                | Display Assembly - White Unlocked Icon / Red Locked Icon                |            |
| 865F241                | Display Assembly - Green Ouvert / Red Fermé                             |            |
| 865F251                | Display Assembly - Green Libre / Red Occupée                            | \$20.00    |
| 855F619                | Best Spindle Cam - Thumbturn  |            |
| 855F707*               | Best Spindle Cam - Cylinder / No Input / Blank                          | \$24.00    |
| 855F747* x Finish      | Best Spindle Cam - Cointurn (includes cointurn)                         |            |
| 50-8800-7318* x Finish | Schlage Spindle Cam - Cointurn (includes cointurn)                      | \$20.00    |
| 50-8800-9322           | Schlage Spindle Cam - Thumbturn   |            |
| 50-8800-7314*          | Schlage Spindle Cam - Cylinder / No Input / Blank                       | \$5.00     |
| 50-8800-0391           | Retaining Pad and Screw Kit   |            |
| 855F658                | Mounting Plate  | \$19.00    |
| 858F497 x Finish       | Screw Pack  | \$15.00    |
| 50-8800-9327           | Template Kit  | \$21.00    |

\*These parts are for 1-3/4" standard thickness doors. For other thicknesses, please contact factory.



INDICATOR LOCKS TABLE OF CONTENTS

|   |       |
|---|-------|
| COMPETITOR MORTISE INDICATOR KITS ..... | 82-83 |
| YPL SERIES GRADE 1 INDICATOR LOCKS      |       |
| Variations .....                        | 82    |
| Lever Designs, Parts .....              | 83    |

## YPL SERIES GRADE 1 INDICATOR LOCKS VARIATIONS

**ACCENTRA®**  
**ASSA ABLOY**

**STANDARD FINISHES:** Products will be furnished only in the following finishes.

| ANSI/BHMA CODE  | FINISH DESCRIPTION                      |
|-----------------|---|
| <b>BRASS:</b>   |   |
| 605             | Bright Brass, Clear Coated              |
| <b>BRONZE:</b>  |   |
| 613E            | Dark Oxidized Satin Bronze - equivalent |
| <b>CHROME:</b>  |   |
| 626             | Satin Chrome Plated                     |
| <b>PAINTED:</b> |   |
| BSP             | Black Suede Powder Coat                 |

| PRODUCT OPTIONS                                       | DEDUCT | ADD      |
|---|--------|----------|
| <b>SPECIAL STRIKES:</b>                               |        |          |
| 371 Strike with 1", 1-1/2", 1-3/4" or 2" lip with box | —      | \$2.00   |
| ANSI Strike 497 with 1 -1/8", 1-1/2" or 1-3/4" lip    | —      | \$21.00  |
| <b>DOORS 1-3/4" THICK:</b>                            | —      | STD      |
| <b>KNURLING:</b> Not Available                        |        |          |
| <b>ABRASIVE COATING:</b>                              |        |          |
| Outside (ABCO) or Inside (ABCI) Only                  | --     | \$79.00  |
| Both Sides (ABCB)                                     | --     | \$158.00 |

## YPL SERIES GRADE 1 INDICATOR LOCKS

**LEVER DESIGN:** Augusta-AU Pacific Beach - PB Reflections® - TB

| MODEL #                   | PRODUCT DESCRIPTION                                    | 605 613E 626 BSP |
|---------------------------|--|------------------|
| <b>NON-KEY LATCHSETS:</b> |  |                  |
| YPL02                     | Privacy, Bedroom or Bath (Coin Turn Override)          | \$359.00         |
| YPL42                     | Privacy, Bedroom or Bath (Emergency Key/Tool Override) |                  |

CASE LOT: 6

SHIPPING WEIGHT: 4.5 Lbs. per lock

| MODEL #                   | PRODUCT DESCRIPTION                          | ORDERED SEPARATELY | ORDERED WITH LOCKSET |
|---------------------------|--|--------------------|----------------------|
| <b>STRIKES:</b>           |  |                    |                      |
| 70S                       | Full Lip Strike                              | \$8.00             | N/C                  |
| 202                       | Strike Box (Not Plated)                      | \$2.00             | \$2.00               |
| 371                       | Strike 1-1/4" Lip with Box                   | \$13.00            | N/C                  |
| 371                       | Strike 1", 1-1/2", 1-3/4" or 2" Lip with Box | \$26.00            | \$2.00               |
| 497                       | ANSI Strike Lip 1-1/4"                       | \$63.00            | STD                  |
| 497                       | ANSI Strike 1-1/8", 1-1/2" or 1-3/4" Lip     | \$71.00            | \$21.00              |
| <b>*PLAIN LATCHBOLTS:</b> |  |                    |                      |
| 693A                      | 2-3/4" Backset, 2-1/4" x 1-1/8" Square Front | \$121.00           | STD                  |
| 378PL                     | 2-3/8" Backset, 2-1/4" x 1" Square Front     | \$47.00            | N/C                  |

\*All latches have universal fronts for both flat and beveled door edges.

| PRODUCT DESCRIPTION   | MODEL/PART NUMBER             | NO FINISH |
|---|-------------------------------|-----------|
| <b>MISCELLANEOUS PARTS:</b>   |                               |           |
| Adapter Plate Kit for 1-3/8" Door - (sold as set of 2 plates)                         | APK-2                         | \$24.00   |
| Mounting Screw Pack (includes 2 mounting screws, ANSI strike screws and latch screws) | 81-9400-0090 (specify finish) | \$8.00    |
| Screw Pack for ANSI Strike and Latch  | 81-9400-0038 (specify finish) | \$4.00    |
| Screw Pack for "T" Strike or Full Lip Strike & Latch                                  | 81-9400-0009 (specify finish) |           |
| Emergency Key/Tool for YPL42  | 14-4602-1002-048              | \$4.00    |

**When Ordering:** Specify design, function, hand and finish.

# CYLINDRICAL LOCKS TABLE OF CONTENTS

## 5400LN SERIES/GRADE 1/CYLINDRICAL LEVER LOCKS

|   |       |
|---|-------|
| Variations.....                                   | 85    |
| 5400LN Series Cylindrical Locks .....             | 86    |
| 5400LN Series Electrified Cylindrical Locks ..... | 87    |
| Parts .....                                       | 88-90 |

## 5400CK SERIES/GRADE 1/CYLINDRICAL KNOB LOCKS

|                                       |    |
|---------------------------------------|----|
| Variations.....                       | 91 |
| 5400CK Series Cylindrical Locks ..... | 92 |
| Parts .....                           | 93 |

## 5300LN SERIES/GRADE 2/CYLINDRICAL LEVER LOCKS

|   |        |
|---|--------|
| Variations.....                                   | 95     |
| 5300LN Series Cylindrical Locks.....              | 96     |
| 5300LN Series Electrified Cylindrical Locks ..... | 97     |
| Parts .....                                       | 98-100 |

## 4700LN SERIES/GRADE 1/CYLINDRICAL LOCKS

|   |     |
|---|-----|
| Variations.....                                   | 101 |
| 4700LN Series Cylindrical Lever Locks.....        | 102 |
| 4700LN Series Electrified Cylindrical Locks ..... | 103 |
| Parts and Cylinders.....                          | 100 |

## 4600LN & 4600YC SERIES/GRADE 2/CYLINDRICAL LOCKS

|  |     |
|--|-----|
| Variations.....                            | 105 |
| 4600LN Series Cylindrical Lever Locks..... | 106 |
| 4600YC Series Cylindrical Knob Locks.....  | 106 |
| Parts and Cylinders.....                   | 106 |

## 5400LN SERIES GRADE 1 LEVER LOCKS VARIATIONS



### Hurricane

**STANDARD FINISHES:** Product will be furnished only in the finishes in which it is priced.

| ANSI/BHMA CODE | FINISH DESCRIPTION                      |
|----------------|---|
| <b>BRASS:</b>  |   |
| 605            | Bright Brass, Clear Coated              |
| 606            | Satin Brass, Clear Coated               |
| <b>BRONZE:</b> |   |
| 612            | Satin Bronze, Clear Coated              |
| 613E           | Dark Oxidized Satin Bronze - equivalent |

| ANSI/BHMA CODE  | FINISH DESCRIPTION                |
|-----------------|-----------------------------------|
| <b>CHROME:</b>  |                                   |
| 625             | Bright Chrome Plated              |
| 626             | Satin Chrome Plated               |
| <b>NICKEL:</b>  |                                   |
| 619             | Satin Nickel Plated, Clear Coated |
| <b>PAINTED:</b> |                                   |
| 693             | Black Painted                     |
| BSP             | Black Suede Powder Coat           |
| WSP             | White Suede Powder Coat           |

| PRODUCT OPTIONS   | DEDUCT   | ADD      |
|---|----------|----------|
| <b>LESS CYLINDER OR LESS CORE:</b>  |          |          |
| Standard cylinder prep less cylinder, specify "x LC"<br>Ordering Example: AU5407LN x LC   | \$104.00 | —        |
| Large format interchangeable core prep less core, for 6-pin, specify "x ICLC"<br>Ordering Example: AU5407LN x ICLC  | \$0.00   | \$0.00   |
| <b>7-PIN CYLINDERS AND LFIC CORES:</b>  |          |          |
| Add to 6-Pin cylinder/core  | —        | \$2.00   |
| <b>INTERCHANGEABLE CORES:</b>   |          |          |
| 1210 – LFIC 6-Pin (includes MK or GMK)<br>Ordering Example: AU5407LN x 1210 x 626   | —        | \$95.00  |
| A600 Best® Keyway SFIC 6-or 7-Pin (includes MK or GMK)<br>Ordering Example: B-AU5407LN x A600   | —        | \$84.00  |
| <b>NOTE:</b> 5421LN, 5429LN, 5430LN, 5439LN Not Available with IC Cores.  |          |          |
| <b>CYLINDER OPTIONS: (See Page 87 for Ordering Examples)</b>  |          |          |
| Lockset with SFIC Core Prep (less core)   | \$0.00   | \$0.00   |
| Lockset with Medeco®/ASSA® IC Core Prep (less core)   | \$0.00   | \$0.00   |
| Lockset with Schlage® IC Core Prep (less core)  | \$0.00   | \$0.00   |
| Lockset with Schlage® Standard Cylinder Prep (less cylinder)  | \$42.00  | \$0.00   |
| Lockset with Schlage® "C" Keyway Cylinder (specify cylinder model number 2802)  | \$0.00   | \$0.00   |
| Lockset with Corbin Russwin "L4", Corbin "60", Russwin "D1", Sargent® "LA" or Schlage® "E" Keyway Cylinder. (specify cylinder model number 3804 x keyway) | \$0.00   | \$27.00  |
| <b>SPECIAL STRIKES:</b>   |          |          |
| ANSI Strike 497 with 1 -1/8", 1-1/2" or 1-3/4" lip  | —        | \$21.00  |
| 371 Strike with 1", 1-1/2", 1-3/4" or 2" Lip with Box   | —        | \$2.00   |
| <b>SPLIT FINISHES:</b> Higher List Price Applies  |          |          |
| <b>LEAD SHIELDED:</b>   | —        | \$307.00 |
| <b>KNURLING:</b>  |          |          |
| Outside (KNO) or Inside (KNI) Only  | --       | \$129.00 |
| Both Sides (KNB)  | --       | \$258.00 |
| <b>ABRASIVE COATING:</b>  |          |          |
| Outside (ABCO) or Inside (ABCI) Only  | --       | \$79.00  |
| Both Sides (ABCB)   | --       | \$158.00 |
| <b>DOORS 1-3/4" THICK:</b>  | —        | STD      |
| <b>DOORS 1-3/8" THICK:</b>  | —        | \$51.00  |
| <b>DOORS 2-1/4" THICK:</b>  | —        | \$4.00   |
| <b>FLUSH TURN BUTTON:</b> Available for 5425LN Function only. Suffix "FTB"  | \$0.00   | \$0.00   |
| <b>LOCKSET TO MEET FEMA 320:</b> Suffix "TD"<br>Ordering Example: AU5407LN x TD x 626   | \$0.00   | \$0.00   |
| <b>MICROSHIELD®:</b> Antimicrobial coating. Specify option "YMS".   | —        | \$112.00 |



Tornado

Note: Security and ASSA ABLOY ACCENTRA® KeyMark® Cylinders: see page 86 for pricing. These cylinders are priced and discounted separately.

**When Ordering:** Specify finish.

5400LN SERIES HEAVY-DUTY CYLINDRICAL LOCKS



DESIGNS:    Augusta - AU            Monroe - MO            Pacific Beach - PB

| MODEL #              | PRODUCT DESCRIPTION              | 626        | 605 606 612<br>613E 619 625<br>693 BSP WSP |
|----------------------|----------------------------------|------------|--|
| SINGLE CYLINDER:     |                                  |            |  |
| 5404LN               | Entry                            | \$964.00   | \$981.00                                   |
| 5405LN               | Storeroom or Closet              |            |  |
| 5406LN               | Service Station                  |            |  |
| 5407LN               | Entry                            |            |  |
| 5408LN               | Classroom                        |            |  |
| 5422LN               | Corridor                         |            |  |
| 5429LN               | Communicating Classroom          |            |  |
| 5439LN               | Communicating Storeroom          |            |  |
| DOUBLE CYLINDER:     |                                  |            |  |
| 5417LN               | Apartment, Exit or Public Toilet | \$1,068.00 | \$1,085.00                                 |
| 5418LN               | Intruder Classroom Security      |            |  |
| 5421LN               | Communicating                    |            |  |
| 5430LN               | Utility, Asylum or Institutional |            |  |
| NON-KEYED LATCHSETS: |                                  |            |  |
| 5401LN               | Passage or Closet                | \$827.00   | \$844.00                                   |
| 5402LN               | Privacy, Bedroom or Bath         | \$881.00   | \$898.00                                   |
| 5403LN               | Patio or Privacy                 |            |  |
| 5409LN               | Exit Latch                       |            |  |
| 5425LN               | Privacy                          |            |  |
| 5428LN               | Communicating Passage            | \$827.00   | \$844.00                                   |
| DUMMY TRIM:          |                                  |            |  |
| 455LN                | Single Dummy Trim                | \$443.00   | \$451.50                                   |
| 455LN-D              | Double Dummy Trim                | \$886.00   | \$903.00                                   |

CASE LOT: 10  
SHIPPING WEIGHT: 6 Lbs. per lock

NOTE: See following page for optional cylinder preps, optional IC Core preps, and optional cylinders furnished with locks.

When Ordering: Specify design, function and finish.

## ELECTRIFIED 5400LN SERIES HEAVY-DUTY CYLINDRICAL LOCKS

**DESIGNS:** Augusta - AU    Monroe - MO    Pacific Beach - PB

| MODEL #               | PRODUCT DESCRIPTION | 626        | 605 606 612<br>613E 619 625<br>693 BSP WSP |
|-----------------------|---------------------|------------|--|
| CYLINDER OVERRIDE:    |                     |            |  |
| 5490LN                | Fail Safe           | \$1,352.00 | \$1,369.00                                 |
| 5491LN                | Fail Secure         |            |  |
| NO CYLINDER OVERRIDE: |                     |            |  |
| 5480LN                | Fail Safe           | \$1,248.00 | \$1,265.00                                 |
| 5481LN                | Fail Secure         |            |  |
| LOCKBODIES:           |                     |            |  |
| 5480LN                | Fail Safe           | \$1,002.00 | \$1,019.00                                 |
| 5481LN                | Fail Secure         |            |  |
| 5490LN                | Fail Safe           |            |  |
| 5491LN                | Fail Secure         |            |  |

CASE LOT: 10

SHIPPING WEIGHT: 6 Lbs. per lock

**Notes:**

Must include voltage, either 12V or 24V, when ordering.

See page [212](#) for power supplies and electrified accessories.

| OPTIONS                  |   |            |
|--------------------------|---|------------|
| MODEL #                  | PRODUCT DESCRIPTION   | LIST PRICE |
| REX<br>(Request to Exit) | SPDT switch that monitors activation of inside lever (ordered with lock)<br><b>Example:</b> 5490LN x REX  | \$334.00   |
| REX<br>Retrofit Kit      | SPDT switch that monitors activation of inside lever (used with existing 5400LN locks, lock function must be specified when ordering.)<br><b>Example:</b> REX Retrofit Kit for 5405LN<br><b>Part Number:</b> 81-9500-1651-000 | \$246.00   |

**SFIC Core Prep:** prefix "B" to trim designation. Accepts all SFIC cores, 6- or 7-Pin.**Example:** B-AU5407LN x Less Core.**Medeco®/ASSA® IC Core Prep:** prefix "M" to trim designation. Not Available with MO or PB Levers. 6-Pin only.**Example:** M-AU5407LN x Less Core.**Schlage® IC Core Prep:** prefix "SI" to trim designation. 6-Pin only.**Example:** SI-AU5407LN x Less Core.**Schlage® Standard Cylinder Prep:** prefix "S" to trim designation. 6-Pin only.**Example:** S-AU5407LN x Less Cylinder.**Lockset with Sargent® "LA" Keyway Cylinder.** 6-Pin only.**Example:** AU5407LN x 3804.**Lockset with Schlage® "C" Keyway Cylinder.** 6-Pin only.**Example:** AU5407LN x 2802.**When Ordering:** Specify design, function and finish.

5400LN SERIES HEAVY-DUTY CYLINDRICAL LOCK PARTS



| MODEL #                 | PRODUCT DESCRIPTION   | ORDERED SEPARATELY | ORDERED WITH LOCKSET |
|-------------------------|---|--------------------|----------------------|
| PLAIN LATCHBOLTS:       |   |                    |                      |
| 693                     | Beveled, 2-3/4" Backset, 1/2" Throw                           | \$121.00           | STD                  |
| F693                    | Flat, 2-3/4" Backset, 1/2" Throw                              |                    | N/C                  |
| 3693                    | Beveled, 3-3/4" Backset, 1/2" Throw                           | \$129.00           | \$8.00               |
| DEADLOCKING LATCHBOLTS: |   |                    |                      |
| 694                     | Adjustable, 2-3/4" Backset, 1/2" Throw                        | \$154.00           | STD EM               |
| E694                    | Adjustable, 2-3/4" Backset, 1/2" Throw, 2-1/4" x 1-1/8" Front |                    |                      |
| 3694                    | Beveled, 3-3/4" Backset, 1/2" Throw                           | \$172.00           | \$18.00              |
| 480B                    | Beveled, 2-3/4" Backset, 3/4" Throw                           | \$294.00           | \$140.00             |
| F480B                   | Flat, 2-3/4" Backset, 3/4" Throw                              |                    |                      |
| 3480B                   | Beveled, 3-3/4" Backset, 3/4" Throw                           | \$309.00           | \$155.00             |
| BACKSET LINKS:          |   |                    |                      |
| 481                     | Extension Link  | \$80.00            | \$80.00              |
| 481DL                   | Extension Link (use with deadlocking latchbolts)              |                    |                      |
| 482                     | Extension Link  | \$109.00           | \$109.00             |
| 484                     | Extension Link  | \$238.00           | \$238.00             |
| STRIKES:                |   |                    |                      |
| 371                     | Strike 1-1/4" Lip with Box                                    | \$13.00            | N/C                  |
| 371                     | Strike 1", 1-1/2", 1-3/4" or 2" Lip with Box                  | \$26.00            | \$2.00               |
| 497                     | ANSI Strike 1-1/4" Lip  | \$63.00            | STD                  |
| 497                     | ANSI Strike 1-1/8", 1-1/2" or 1-3/4" Lip                      | \$71.00            | \$21.00              |
| 497B                    | Blank ANSI Strike 1-1/8" Lip                                  | \$63.00            | —                    |
| 202                     | Strike Box (not plated)                                       | \$2.00             | \$2.00               |

| MODEL #    | PRODUCT DESCRIPTION   | ORDERED SEPARATELY | ORDERED WITH LOCKSET |
|------------|---|--------------------|----------------------|
| CYLINDERS: |   |                    |                      |
| 1802       | Standard Cylinder 6-Pin   | \$104.00           | N/C                  |
| 1802S      | Standard Inside Cylinder 6-Pin for 5417LN Function                              |                    |                      |
| 1802A      | Standard Cylinder 7-Pin   | \$106.00           | \$2.00               |
| 5802       | Security Cylinder 6-Pin   | \$412.00           | \$308.00             |
| 5802A      | Security Cylinder 7-Pin   | \$416.00           | \$312.00             |
| 1210       | Large Format Interchangeable Core Only 6-Pin                                    | \$95.00            | \$95.00              |
| 1220       | Large Format Interchangeable Core Only 7-Pin                                    | \$97.00            | \$97.00              |
| 5210       | Security Large Format Interchangeable Core Only 6-Pin                           | \$379.00           | \$379.00             |
| 5220       | Security Large Format Interchangeable Core Only 7-Pin                           | \$383.00           | \$383.00             |
| K402       | ASSA ABLOY ACCENTRA® KeyMark® Cylinder  | \$131.00           | \$27.00              |
| K800       | ASSA ABLOY ACCENTRA® KeyMark® Large Format Interchangeable Core Only 6-or 7-Pin | \$139.00           | \$139.00             |
| K600       | ASSA ABLOY ACCENTRA® KeyMark® Small Format Interchangeable Core Only 6-or 7-Pin | \$133.00           | \$133.00             |
| A600       | Best® Keyway Small Format Interchangeable Core Only 6-or 7-Pin                  | \$84.00            | \$84.00              |
| 2802       | Schlage® "C" Keyway Cylinder 6-Pin - 0-bitted or Keyed Random                   | \$104.00           | N/C                  |
| 3804       | Other Manuf. Keyway Cylinder 6-Pin - Keyed Random, Specify Keyway               | \$131.00           | \$27.00              |
| 107S       | Schlage® Cylinder Adapter Kit   | \$31.00            | \$31.00              |

When Ordering: Specify finish.



ACCENTRA®

ASSA ABLOY

## 5400LN SERIES HEAVY-DUTY CYLINDRICAL LOCK PARTS

| DESCRIPTION                         | FUNCTIONS                                  | AU           | MO           | PB           |
|-------------------------------------|--|--------------|--------------|--------------|
| <b>LEVERS ONLY:</b>                 |  |              |              |              |
| Plain Inside                        | 01, 05, 08, 09, 28, 455LN                  | 14-5401-6063 | 14-5401-6064 | 14-5401-6062 |
| Plain Outside                       | 01   | 14-5401-6063 | 14-5401-6064 | 14-5401-6062 |
| Privacy Outside                     | 02   | 14-5402-6025 | 14-5402-6024 | 14-5402-6023 |
| Cylinder std 6 or 7 pin             | 04, 05, 06, 07, 08, 17, 18, 21, 22, 29, 30 | 14-5407-6038 | 14-5407-6042 | 14-5407-6062 |
| Button                              | 02, 03, 06, 07, 22, 25                     | 14-5407-6038 | 14-5407-6042 | 14-5407-6062 |
| I/S ASSA ABLOY ACCENTRA® LFIC 6-Pin | 17, 18                                     | 14-5417-6021 | 14-5417-6030 | 14-5417-6040 |
| I/S ASSA ABLOY ACCENTRA® LFIC 7-Pin | 17, 18                                     | 14-5417-6022 | 14-5417-6031 | 14-5417-6041 |
| I/S SFIC 6- or 7-Pin                | 17, 18                                     | 14-5417-6029 | 14-5417-6032 | 14-5417-6042 |
| I/S Schlage® LFIC 6-Pin             | 17, 18                                     | 14-5417-6059 | 14-5417-6061 | 14-5417-6060 |
| I/S Medeco®/ASSA® LFIC              | 17, 18                                     | 14-5417-6023 | N/A          | N/A          |

| PRODUCT DESCRIPTION | ALL FINISHES |
|---------------------|--------------|
| <b>ALL LEVERS</b>   | \$184.00     |

| DESCRIPTION                         | FUNCTIONS                      | AU           | MO           | PB           |
|-------------------------------------|--------------------------------|--------------|--------------|--------------|
| <b>LEVER ASSEMBLIES:</b>            |                                |              |              |              |
| Plain O/S Security                  | 03, 09                         | 14-5403-0051 | 14-5403-0052 | 14-5403-0053 |
| O/S ASSA ABLOY ACCENTRA® LFIC 6-Pin | 04, 05, 06, 07, 08, 17, 18, 22 | 14-5407-0076 | 14-5407-0019 | 14-5407-0030 |
| O/S ASSA ABLOY ACCENTRA® LFIC 7-Pin | 04, 05, 06, 07, 08, 17, 18, 22 | 14-5407-0077 | 14-5407-0021 | 14-5407-0031 |
| O/S SFIC 6- or 7-Pin                | 04, 05, 06, 07, 08, 17, 18, 22 | 14-5407-0040 | 14-5407-0041 | 14-5407-0042 |
| O/S Schlage® LFIC 6-Pin             | 04, 05, 06, 07, 08, 17, 18, 22 | 14-5407-0904 | 14-5407-6209 | 14-5407-0905 |
| O/S Medeco®/ASSA® LFIC 6-Pin        | 04, 05, 06, 07, 08, 17, 18, 22 | 14-5407-0078 | N/A          | N/A          |

| PRODUCT DESCRIPTION         | ALL FINISHES |
|-----------------------------|--------------|
| <b>ALL LEVER ASSEMBLIES</b> | \$229.00     |

When Ordering: Specify finish.

5400LN SERIES HEAVY-DUTY CYLINDRICAL LOCK PARTS



| MODEL #                             | PRODUCT DESCRIPTION              | PART NUMBER  | ALL FINISHES |
|-------------------------------------|----------------------------------|--------------|--------------|
| <b>LOCKBODIES: (specify finish)</b> |                                  |              |              |
| 5401LN                              | Passage or Closet                | 14-5401-0914 | \$166.00     |
| 5402LN                              | Privacy, Bedroom or Bath         | 14-5402-0902 | \$189.00     |
| 5403LN                              | Patio or Privacy                 | 14-5402-0902 |              |
| 5404LN                              | Entry                            | 14-5404-0528 | \$238.00     |
| 5405LN                              | Storeroom or Closet              | 14-5405-0901 |              |
| 5406LN                              | Service Station                  | 14-5406-0402 |              |
| 5407LN                              | Entry                            | 14-5407-0902 |              |
| 5408LN                              | Classroom                        | 14-5408-0901 |              |
| 5409LN                              | Exit Latch                       | 14-5405-0901 |              |
| 5417LN                              | Apartment, Exit or Public Toilet | 14-5417-0902 | \$274.00     |
| 5418LN                              | Intruder Classroom Security      | 14-5418-0902 |              |
| 5421LN                              | Communicating                    | 14-5421-0901 |              |
| 5422LN                              | Corridor                         | 14-5422-0902 | \$238.00     |
| 5425LN                              | Privacy                          | 14-5425-0114 | \$238.00     |
| 5428LN                              | Communicating Passage            | 14-5428-0111 | \$166.00     |
| 5429LN                              | Communicating Classroom          | 14-5429-0007 | \$238.00     |
| 5430LN                              | Utility, Asylum or Institutional | 14-5430-0901 | \$274.00     |
| 5439LN                              | Communicating Storeroom          | 14-5439-0001 | \$238.00     |

| PRODUCT DESCRIPTION                              | PART NUMBER                   | NO FINISH |
|--|-------------------------------|-----------|
| <b>MISCELLANEOUS PARTS:</b>                      |                               |           |
| Rose Scalp                                       | 14-5401-2711-(specify finish) | \$42.00   |
| Spacers for 1-3/8" Door - Available only in sets | 001661                        | \$53.00   |
| Inside Rose and Shank Assembly                   | 14-5401-0656-048              | \$63.00   |
| Outside Rose and Shank Assembly                  | 14-5407-0108-048              | \$72.00   |
| Through Bolts (price each - 2 required)          | 81-0011-0588-036              | \$4.00    |
| Retainer Spring Pad                              | 14-5407-9034-999              | \$4.00    |
| Blank Rose Assembly                              | 14-5401-0909-000              | \$83.00   |
| Dummy Rose Assembly                              | 14-5455-0081-048              | \$59.00   |
| Screw Pack for ANSI Strike and Latch             | 81-9400-0038-(specify finish) | \$4.00    |
| Screw Pack for "T" Strike and Latch              | 81-9400-0009-(specify finish) |           |
| Cylindrical Drill Jig                            | 14-9000-9500                  | \$28.00   |

When Ordering: Specify finish where noted.

## 5400CK SERIES GRADE 1 KNOB LOCKS VARIATIONS

**STANDARD FINISHES:** Product will be furnished only in the finishes in which it is priced.

| ANSI/BHMA CODE | FINISH DESCRIPTION                      |
|----------------|---|
| <b>BRASS:</b>  |   |
| 605            | Bright Brass, Clear Coated              |
| <b>BRONZE:</b> |   |
| 613E           | Dark Oxidized Satin Bronze - equivalent |

| ANSI/BHMA CODE          | FINISH DESCRIPTION    |
|-------------------------|-----------------------|
| <b>STAINLESS STEEL:</b> |                       |
| 630                     | Satin Stainless Steel |

| PRODUCT OPTION  | DEDUCT   | ADD     |
|---|----------|---------|
| <b>LESS CYLINDER OR LESS CORE:</b>  |          |         |
| Standard cylinder prep less cylinder, specify "x LC"<br>Ordering Example: CA5407CK x LC       | \$104.00 | —       |
| <b>INTERCHANGEABLE CORES:</b>   |          |         |
| A600 Best® Keyway SFIC 6-or 7-Pin (includes MK or GMK)<br>Ordering Example: B-CA5407CK x A600 | —        | \$84.00 |
| <b>CYLINDER OPTION:</b>   |          |         |
| Lockset with SFIC Core Prep (less core) Carolina (CA) Knob only.                              | —        | \$0.00  |
| <b>SPECIAL STRIKES:</b>   |          |         |
| ANSI Strike 497 with 1 1/8", 1 1/2" or 1 3/4" lip   | —        | \$21.00 |
| 371 Strike 1-1/4" Lip with Box  | —        | N/C     |
| 371 Strike 1", 1-1/2", 1-3/4" or 2" Lip with Box  | —        | \$2.00  |
| <b>SPLIT FINISHES:</b> Not available  |          |         |
| <b>KNURLING:</b> Not available  |          |         |
| <b>ABRASIVE COATING:</b> Not available  |          |         |
| <b>MICROSHIELD®:</b> Not available  |          |         |

**When Ordering:** Specify finish where noted.

## 5400CK SERIES HEAVY-DUTY CYLINDRICAL LOCKSETS

**ACCENTRA®**  
**ASSA ABLOY**

**DESIGNS:** Carolina - CA

| MODEL #              | PRODUCT DESCRIPTION              | 605 613E 630 |
|----------------------|----------------------------------|--------------|
| SINGLE CYLINDER:     |                                  |              |
| 5405CK               | Storeroom or Closet              | \$838.00     |
| 5407CK               | Entry                            |              |
| 5408CK               | Classroom                        |              |
| DOUBLE CYLINDER:     |                                  |              |
| 5430CK               | Utility, Asylum or Institutional | \$942.00     |
| NON-KEYED LATCHSETS: |                                  |              |
| 5401CK               | Passage or Closet                | \$728.00     |
| 5402CK               | Privacy, Bedroom or Bath         | \$731.00     |
| DUMMY TRIM:          |                                  |              |
| 5455CK               | Single Dummy Trim                | \$539.00     |

CASE LOT: 10

SHIPPING WEIGHT: Approx. 3 Lbs. per lock

**SFIC Core Prep:** prefix "B" to trim designation, 6- or 7-Pin.

**Example:** B-CA5407CK x Less Core.

**When Ordering:** Specify design, function and finish.

## 5400CK SERIES HEAVY-DUTY CYLINDRICAL LOCK PARTS

| MODEL #                        | PRODUCT DESCRIPTION  | ORDERED SEPARATELY | ORDERED WITH LOCKSET |
|--------------------------------|--|--------------------|----------------------|
| <b>PLAIN LATCHBOLTS:</b>       |  |                    |                      |
| 693A                           | Universal, 2-3/4" Backset, 1/2" Throw  | \$121.00           | STD                  |
| <b>DEADLOCKING LATCHBOLTS:</b> |  |                    |                      |
| 694A                           | Universal, 2-3/4" Backset, 1/2" Throw  | \$101.00           | STD MECH             |
| <b>STRIKES:</b>                |  |                    |                      |
| 371                            | Strike 1-1/4" Lip with Box (Optional)  | \$13.00            | N/C                  |
| 371                            | Strike 1", 1-1/2", 1-3/4" or 2" Lip with Box (Optional)                        | \$26.00            | \$2.00               |
| 497                            | ANSI Strike 1-1/4" Lip   | \$63.00            | STD                  |
| 497                            | ANSI Strike 1-1/2" or 1-3/4" Lip Length  | \$71.00            | \$21.00              |
| 497B                           | ANSI Blank Strike (Optional)   | \$63.00            | —                    |
| 202                            | Strike Box (not plated)  | \$2.00             | \$2.00               |
| <b>MISCELLANEOUS:</b>          |  |                    |                      |
| 81-2012-0416                   | #8-8-32 x 3/4" Phillips flat head combination screw pack (specify finish)      | \$2.00             | \$2.00               |
| 81-2022-0416                   | #8-8-32 x 3/4" Phillips flat head combination screw pack (specify finish)      |                    |                      |
| 81-2012-0620                   | #12-12-24 x 1" Phillips flat head combination screw pack (specify finish)      |                    |                      |
| 14-5400-0608                   | Screw pack (includes latchbolt, strike and through bolt screws) Specify finish | \$9.00             | \$9.00               |
| 14-5400-0610-999               | SFIC Tailpiece Kit (includes tailpiece plus spacer for 6-pin)                  | \$32.00            | \$32.00              |

| MODEL #                      | PRODUCT DESCRIPTION  | ORDERED SEPARATELY | ORDERED WITH LOCKSET |
|------------------------------|--|--------------------|----------------------|
| <b>CYLINDER X TAILPIECE:</b> |  |                    |                      |
| 1803-54K                     | Standard Cylinder 6-Pin  | \$104.00           | N/C                  |
| 5803-54K                     | Security Cylinder 6-Pin  | \$412.00           | \$308.00             |
| K403-54K                     | ASSA ABLOY ACCENTRA® KeyMark® Cylinder   | \$131.00           | \$131.00             |
| K600                         | ASSA ABLOY ACCENTRA® KeyMark® Cylinder Small Format Interchangeable Core Only 6-or 7-Pin | \$133.00           | \$133.00             |
| A600                         | Best® Keyway Small Format Interchangeable Core Only 6-or 7-Pin                           | \$84.00            | \$84.00              |

**When Ordering:** Specify finish.



## 5300LN SERIES GRADE 2 LEVER LOCKS VARIATIONS



### Hurricane

**STANDARD FINISHES:** Product will be furnished only in the finishes in which it is priced.

| ANSI/BHMA CODE | FINISH DESCRIPTION                      |
|----------------|---|
| <b>BRASS:</b>  |   |
| 605            | Bright Brass, Clear Coated              |
| 606            | Satin Brass, Clear Coated               |
| <b>BRONZE:</b> |   |
| 612            | Satin Bronze, Clear Coated              |
| 613E           | Dark Oxidized Satin Bronze - equivalent |

| ANSI/BHMA CODE  | FINISH DESCRIPTION                |
|-----------------|-----------------------------------|
| <b>CHROME:</b>  |                                   |
| 625             | Bright Chrome Plated              |
| 626             | Satin Chrome Plated               |
| <b>NICKEL:</b>  |                                   |
| 619             | Satin Nickel Plated, Clear Coated |
| <b>PAINTED:</b> |                                   |
| 693             | Black Painted                     |
| BSP             | Black Suede Powder Coat           |
| WSP             | White Suede Powder Coat           |

| PRODUCT OPTIONS   | DEDUCT   | ADD      |
|---|----------|----------|
| <b>LESS CYLINDER OR LESS CORE:</b>  |          |          |
| Standard cylinder prep less cylinder, specify "x LC"<br>Ordering Example: AU5307LN x LC   | \$104.00 | —        |
| Large format interchangeable core prep less core, for 6-pin, specify "x ICLC"<br>Ordering Example: AU5307LN x ICLC  | \$0.00   | \$0.00   |
| <b>CYLINDERS AND LFIC CORES:</b> 6-Pin only   |          |          |
| <b>INTERCHANGEABLE CORES:</b>   |          |          |
| 1210 – LFIC 6-Pin (includes MK or GMK)<br>Ordering Example: AU5307LN x 1210 x 626   | —        | \$95.00  |
| A600 Best® Keyway SFIC 6-or 7-Pin (includes MK or GMK)<br>Ordering Example: B-AU5307LN x A600   | —        | \$84.00  |
| <b>NOTE:</b> 5318LN, 5321LN, 5329LN, 5330LN, 5339LN not available with IC Cores.  |          |          |
| <b>CYLINDER OPTIONS:</b> (See page 97 for ordering example)   |          |          |
| Lockset with SFIC Core Prep (less core)   | \$0.00   | \$0.00   |
| Lockset with Medeco®/ASSA® IC Core Prep (less core)   | \$0.00   | \$0.00   |
| Lockset with Schlage® IC Core Prep (less core)  | \$0.00   | \$0.00   |
| Lockset with Schlage® Standard Cylinder Prep (less cylinder)  | \$42.00  | \$0.00   |
| Lockset with Schlage® "C" Keyway Cylinder (specify cylinder model number 2803-47L)  | \$0.00   | \$0.00   |
| Lockset with Corbin Russwin "L4", Corbin "60", Russwin "D1", Sargent® "LA" or Schlage® "E" Keyway Cylinder. (specify cylinder model number 3803-47L x keyway) | \$0.00   | \$27.00  |
| <b>SPECIAL STRIKES:</b>   |          |          |
| ANSI Strike 497 with 1-1/8", 1-1/2" or 1-3/4" lip   | —        | \$21.00  |
| <b>SPLIT FINISHES:</b> Higher List Price Applies  |          |          |
| <b>KNURLING:</b> Available for all levers in 613E, 626 and BSP finishes only  |          |          |
| Outside (KNO) or Inside (KNI) Only  | --       | \$129.00 |
| Both Sides (KNB)  | --       | \$258.00 |
| <b>ABRASIVE COATING:</b>  |          |          |
| Outside (ABCO) or Inside (ABCI) Only  | --       | \$79.00  |
| Both Sides (ABCB)   | --       | \$158.00 |
| <b>DOORS 1-3/4" THICK:</b> Adjustable to 2" Thick   | —        | STD      |
| <b>DOORS 1-3/8" OR 2-1/4" THICK:</b>  | —        | \$4.00   |
| <b>FLUSH TURN BUTTON:</b> Available for 5325LN Function only. Suffix "FTB"  | \$0.00   | \$0.00   |
| <b>MICROSHIELD®:</b> Antimicrobial coating. Specify "YMS".  | —        | \$112.00 |

Note: Security and ASSA ABLOY ACCENTRA® KeyMark® Cylinders: see page 98 for pricing. These cylinders are priced and discounted separately.

**When Ordering:** Specify design and finish.

5300LN SERIES CYLINDRICAL LEVER LOCKS



DESIGNS:    Augusta - AU            Pacific Beach - PB            Monroe - MO

| MODEL #            | PRODUCT DESCRIPTION              | 626      | 605 606 612 613E<br>619 625 693 BSP WSP |
|--------------------|----------------------------------|----------|---|
| SINGLE CYLINDER:   |                                  |          |   |
| 5304LN             | Entry                            | \$464.00 | \$481.00                                |
| 5305LN             | Storeroom or Closet              |          |   |
| 5306LN             | Service Station                  |          |   |
| 5307LN             | Entry                            |          |   |
| 5308LN             | Classroom                        |          |   |
| 5322LN             | Corridor                         |          |   |
| 5329LN             | Communicating Classroom          |          |   |
| 5339LN             | Communicating Storeroom          |          |   |
| DOUBLE CYLINDER:   |                                  |          |   |
| 5318LN             | Intruder Classroom Security      | \$568.00 | \$585.00                                |
| 5321LN             | Communicating                    |          |   |
| 5330LN             | Utility, Asylum or Institutional |          |   |
| NON-KEY LATCHSETS: |                                  |          |   |
| 5301LN             | Passage or Closet                | \$386.00 | \$403.00                                |
| 5302LN             | Privacy, Bedroom or Bath         | \$411.00 | \$428.00                                |
| 5303LN             | Patio or Privacy                 |          |   |
| 5309LN             | Exit Latch                       |          |   |
| 5325LN             | Privacy                          |          |   |
| 5328LN             | Communicating Passage            | \$386.00 | \$403.00                                |
| DUMMY TRIM:        |                                  |          |   |
| 355LN              | Single Dummy Trim                | \$162.00 | \$170.50                                |
| 355LN-D            | Double Dummy Trim                | \$324.00 | \$341.00                                |

CASE LOT: 10  
SHIPPING WEIGHT: 4.8 Lbs. per lock

When Ordering: Specify design, function, hand and finish.



## ELECTRIFIED 5300LN SERIES CYLINDRICAL LEVER LOCKS

**DESIGNS:** Augusta - AU Monroe - MO Pacific Beach - PB

| MODEL #               | PRODUCT DESCRIPTION | 626      | 605 606 612<br>613E 619 625<br>693 BSP WSP |
|-----------------------|---------------------|----------|--|
| CYLINDER OVERRIDE:    |                     |          |  |
| 5390LN                | Fail Safe           | \$844.00 | \$861.00                                   |
| 5391LN                | Fail Secure         |          |  |
| NO CYLINDER OVERRIDE: |                     |          |  |
| 5380LN                | Fail Safe           | \$740.00 | \$757.00                                   |
| 5381LN                | Fail Secure         |          |  |
| LOCKBODIES:           |                     |          |  |
| 5380LN                | Fail Safe           | \$598.00 | \$615.00                                   |
| 5381LN                | Fail Secure         |          |  |
| 5390LN                | Fail Safe           |          |  |
| 5391LN                | Fail Secure         |          |  |

CASE LOT: 10

SHIPPING WEIGHT: 4.8 Lbs. per lock

**Note:** See page [212](#) for power supplies and electrified accessories.**SFIC Core Prep:** prefix "B" to trim designation. Accepts all SFIC cores, 6- or 7-Pin.**Example:** B-AU5307LN x Less Core.**Medeco®/ASSA® IC Core Prep:** prefix "M" to trim designation. Not Available with MO or PB Levers. 6-Pin only.**Example:** M-AU5307LN x Less Core.**Schlage® IC Core Prep:** prefix "SI" to trim designation. 6-Pin only.**Example:** SI-AU5307LN x Less Core.**Schlage® Cylinder Prep:** prefix "S" to trim designation. 6-Pin only.**Example:** S-AU5307LN x Less Cylinder.**Lockset with Sargent® "LA" Keyway Cylinder.** 6-Pin only.**Example:** AU5307LN x 3803-47L x LA.**Lockset with Schlage® "C" Keyway Cylinder.** 6-Pin only.**Example:** AU5307LN x 2803-47L.**When Ordering:** Specify design, function and finish.

5300LN SERIES CYLINDRICAL LEVER LOCK PARTS



| MODEL #                         | PRODUCT DESCRIPTION                           | ORDERED SEPARATELY | ORDERED WITH LOCKSET |
|---------------------------------|---|--------------------|----------------------|
| <b>STRIKES:</b>                 |   |                    |                      |
| 70S                             | Full Lip Strike (Optional)                    | \$8.00             | N/C                  |
| 71S                             | 1/4" Radius Full Lip Strike (Optional)        |                    | N/C                  |
| 202                             | Strike Box (Not Plated)                       | \$2.00             | \$2.00               |
| 371                             | Strike 1-1/4" Lip with Box                    | \$13.00            | N/C                  |
| 371                             | Strike 1", 1-1/2", 1-3/4" or 2" Lip with Box  | \$26.00            | \$2.00               |
| 497                             | ANSI Strike Lip 1-1/4"                        | \$63.00            | STD                  |
| 497                             | ANSI Strike with 1-1/8", 1-1/2" or 1-3/4" Lip | \$71.00            | \$21.00              |
| 497B                            | Blank ANSI Strike (Optional)                  | \$63.00            | --                   |
| <b>*PLAIN LATCHBOLTS:</b>       |   |                    |                      |
| 380BN                           | 2-3/4" Backset, 2-1/4" x 1-1/8" Front         | \$50.00            | STD                  |
| 380DN                           | 2-3/4" Backset, 2-1/4" x 1" Front             | \$50.00            | N/C                  |
| 378N                            | 2-3/8" Backset, 2-1/4" x 1" Front             | \$50.00            | N/C                  |
| 3380BN                          | 3-3/4" Backset, 2-1/4" x 1-1/8" Front         | \$65.00            | \$15.00              |
| 3380DN                          | 3-3/4" Backset, 2-1/4" x 1" Front             | \$65.00            | \$15.00              |
| <b>*DEADLOCKING LATCHBOLTS:</b> |   |                    |                      |
| 380AN                           | 2-3/4" Backset, 2-1/4" x 1-1/8" Front         | \$59.00            | STD                  |
| 380CN                           | 2-3/4" Backset, 2-1/4" x 1" Front             |                    | N/C                  |
| 380N                            | 2-3/8" Backset, 2-1/4" x 1" Front             |                    | N/C                  |
| 3380AN                          | 3-3/4" Backset, 2-1/4" x 1-1/8" Front         | \$83.00            | \$24.00              |
| 3380CN                          | 3-3/4" Backset, 2-1/4" x 1" Front             |                    |                      |

\* All latches have adjustable fronts for both flat and beveled door edges.

| MODEL #                         | PRODUCT DESCRIPTION                              | ORDERED SEPARATELY | ORDERED WITH LOCKSET |
|---------------------------------|--|--------------------|----------------------|
| <b>BACKSET EXTENSION LINKS:</b> |  |                    |                      |
| 381N                            | Link 5" Total Backset for 378N/380N Latchbolts   | \$41.00            | \$41.00              |
| 381AN                           | Link 5" Total Backset for 380AN/380BN Latchbolts |                    |                      |

| MODEL #           | PRODUCT DESCRIPTION   | ORDERED SEPARATELY | ORDERED WITH LOCKSET |
|-------------------|---|--------------------|----------------------|
| <b>CYLINDERS:</b> |   |                    |                      |
| 1803-47L          | Standard Cylinder 6-Pin   | \$104.00           | N/C                  |
| 5803-47L          | Security Cylinder 6-Pin   | \$412.00           | \$308.00             |
| 1210              | Large Format Interchangeable Core Only 6-Pin                                    | \$95.00            | \$95.00              |
| 5210              | Security Large Format Interchangeable Core Only 6-Pin                           | \$379.00           | \$379.00             |
| K402              | ASSA ABLOY ACCENTRA® KeyMark® Cylinder  | \$131.00           | \$27.00              |
| K800              | ASSA ABLOY ACCENTRA® KeyMark® Large Format Interchangeable Core Only 6-Pin      | \$139.00           | \$139.00             |
| K600              | ASSA ABLOY ACCENTRA® KeyMark® Small Format Interchangeable Core Only 6-or 7-Pin | \$133.00           | \$133.00             |
| A600              | Best® Keyway Small Format Interchangeable Core Only 6-or 7-Pin                  | \$84.00            | \$84.00              |
| 2803-47L          | Schlage® "C" Keyway Cylinder 6-Pin - 0-bitted or Keyed Random                   | \$104.00           | N/C                  |
| 3803-47L          | Other Manuf. Keyway Cylinder 6-Pin - Keyed Random, Specify Keyway               | \$131.00           | \$27.00              |
| 108S, *108L       | Schlage® Cylinder Adapter Kit   | \$31.00            | \$31.00              |
| 9053              | Cylinder Sleeve for K402 Cylinder   | \$12.90            | \$12.90              |
| 14-1803-9001-999  | Cylinder Sleeve for 1803-47L/5803-47L Cylinders                                 | \$12.90            | N/C                  |

\*2-1/4" Door

When Ordering: Specify finish.

## 5300LN SERIES CYLINDRICAL LEVER LOCK PARTS

| MODEL #                               | PRODUCT DESCRIPTION              | 1-3/8", 1-3/4", 2" DOOR | 2-1/4" DOOR  | ALL FINISHES |
|---------------------------------------|----------------------------------|-------------------------|--------------|--------------|
| <b>LOCKBODIES: (specify finish)</b>   |                                  |                         |              |              |
| 5301LN                                | Passage or Closet                | 14-5401-0914            | 14-5401-0924 | \$166.00     |
| 5302LN                                | Privacy Bedroom or Bath          | 14-5402-0902            | 14-5402-0903 | \$189.00     |
| 5303LN                                | Patio or Privacy                 | 14-5402-0902            | 14-5402-0903 |              |
| 5304LN                                | Entry                            | 14-5407-0902            | 14-5407-0903 | \$238.00     |
| 5305LN                                | Storeroom or Closet              | 14-5405-0901            | 14-5405-0902 |              |
| 5306LN                                | Service Station                  | 14-5406-0402            | 14-5406-0403 |              |
| 5307LN                                | Entry                            | 14-5407-0902            | 14-5407-0903 |              |
| 5308LN                                | Classroom                        | 14-5408-0901            | 14-5408-0902 |              |
| 5309LN                                | Exit Latch                       | 14-5405-0902            | 14-5405-0902 | \$238.00     |
| 5318LN                                | Intruder Classroom Security      | 14-5418-0902            | 14-5418-0903 | \$274.00     |
| 5321LN                                | Communicating                    | 14-5421-0901            | 14-5421-0902 |              |
| 5322LN                                | Corridor                         | 14-5422-0903            | 14-5422-0906 | \$238.00     |
| 5325LN                                | Privacy                          | 14-5406-0402            | 14-5406-0403 | \$189.00     |
| 5328LN                                | Communicating Passage            | 14-5428-0111            | 14-5428-0112 | \$166.00     |
| 5329LN                                | Communicating Classroom          | 14-5429-0007            | 14-5429-0008 | \$238.00     |
| 5330LN                                | Utility, Asylum or Institutional | 14-5430-0901            | 14-5430-0902 | \$274.00     |
| 5339LN                                | Communicating Storeroom          | 14-5439-0001            | 14-5439-0002 | \$238.00     |
| Lockbodies for 1-3/8" or 2-1/4" doors |                                  |                         | ADD          | \$4.70       |

**NOTE:** Lockbodies for use with locksets ordered prior to March 2012 will require a new rose plate assembly. Therefore, part number 14-5300-0030-010 must also be ordered.

\*1-3/8" doors must be specified in the order

| MODEL #             | PRODUCT DESCRIPTION                   | AU           | MO           | PB           | ALL FINISHES |
|---------------------|---------------------------------------|--------------|--------------|--------------|--------------|
| <b>LEVERS ONLY:</b> |                                       |              |              |              |              |
| 350L                | Plain Inside                          | 14-5301-6040 | 14-5301-6902 | 14-5301-6054 | \$98.00      |
| 350L                | Passage Outside                       | 14-5301-6040 | 14-5301-6902 | 14-5301-6054 |              |
| 350PO               | Patio Outside                         | 14-5303-6060 | 14-5303-6067 | 14-5303-6066 |              |
| 350EK               | Outside Emergency Key                 | 14-5302-6058 | 14-5302-6585 | 14-5302-6062 |              |
| 350LK               | Cylinder                              | 14-5300-6039 | 14-5305-6056 | 14-5305-6054 |              |
| 350LP               | Button                                | 14-5300-6039 | 14-5305-6056 | 14-5305-6054 |              |
| 350LR               | ASSA ABLOY ACCENTRA® LFIC 1-3/4" Door | 14-5305-0006 | 14-5305-0014 | 14-5305-0010 | \$122.00     |
| 350LR               | ASSA ABLOY ACCENTRA® LFIC 2-1/4" Door | 14-5305-0018 | 14-5305-0026 | 14-5305-0022 |              |
| 350LB               | SFIC 1-3/4" Door                      | 14-5305-0008 | 14-5305-0016 | 14-5305-0012 |              |
| 350LB               | SFIC 2-1/4" Door                      | 14-5300-6030 | 14-5305-0028 | 14-5305-0024 |              |
| 350LS               | Schlage® LFIC 1-3/4" Door             | 14-5305-0009 | N/A          | 14-5305-0013 |              |
| 350LS               | Schlage® LFIC 2-1/4" Door             | 14-5305-0021 |              | 14-5305-0025 |              |
|                     | ASSA/Medeco LFIC 1-3/4" Door          | 14-5305-6028 |              | N/A          |              |

**When Ordering:** Specify design, function and finish.

## 5300LN SERIES CYLINDRICAL LEVER LOCK PARTS

**ACCENTRA®**  
**ASSA ABLOY**

| PRODUCT DESCRIPTION                                    | PART NUMBER                   | ALL FINISHES |
|--|-------------------------------|--------------|
| <b>OTHER COMPONENTS:</b>                               |                               |              |
| Lever Support Spring                                   | 14-5300-1021-999              | \$7.70       |
| Inside Rose Support Assembly                           | 14-5301-0705-048              | \$45.00      |
| Inside Rose Support Assembly (5321LN,5329LN)           | 14-5321-0003-048              |              |
| Outside Rose Support Assembly                          | 14-5303-0001-048              |              |
| Outside Rose Support Assembly (5301LN,5302LN)          | 14-5301-0704-048              |              |
| Rose Scalp (specify finish)                            | 14-5300-X024-(specify finish) | \$32.70      |
| Blank Rose   | 14-5401-6003-(specify finish) | \$65.00      |
| Dummy Rose Assembly                                    | 14-0355-0002-048              | \$24.70      |
| Screw Pack for ANSI Strike & Latch                     | 81-9400-0038-(specify finish) | \$4.00       |
| Screw Pack for "T" Strike and Latch                    | 81-9400-0009-(specify finish) |              |
| Through Bolt Screws 1-3/8" & 1-3/4" Doors (2 required) | 81-0011-0580-036 (each)       |              |
| Through Bolt Screws 2" & 2-1/4" Doors (2 required)     | 81-0011-0582-036 (each)       |              |

**When Ordering:** Specify design, function and finish.

## 4700LN GRADE 1 CYLINDRICAL LOCKS VARIATIONS



## Hurricane

**STANDARD FINISHES:** Products will be furnished only in the following finishes.

| ANSI/BHMA CODE | FINISH DESCRIPTION                      |
|----------------|---|
| <b>BRASS:</b>  |   |
| 605            | Bright Brass, Clear Coated              |
| 606            | Satin Brass, Clear Coated               |
| <b>BRONZE:</b> |   |
| 612            | Satin Bronze, Clear Coated              |
| 613E           | Dark Oxidized Satin Bronze - equivalent |

| ANSI/BHMA CODE  | FINISH DESCRIPTION                |
|-----------------|-----------------------------------|
| <b>CHROME:</b>  |                                   |
| 625             | Bright Chrome Plated              |
| 626             | Satin Chrome Plated               |
| <b>NICKEL:</b>  |                                   |
| 619             | Satin Nickel Plated, Clear Coated |
| <b>PAINTED:</b> |                                   |
| BSP             | Black Suede Powder Coat           |
| WSP             | White Suede Powder Coat           |

| PRODUCT OPTIONS   | DEDUCT   | ADD      |
|---|----------|----------|
| <b>LESS CYLINDER OR LESS CORE:</b>  |          |          |
| Standard cylinder prep less cylinder, specify "x LC"<br>Ordering Example: AU4707LN x LC   | \$104.00 | —        |
| Large format interchangeable core prep less core, for 6-pin, specify "x ICLC"<br>Ordering Example: AU4707LN x ICLC  | \$0.00   | \$0.00   |
| <b>CYLINDERS AND LFIC CORE:</b> 6-Pin only  |          |          |
| <b>INTERCHANGEABLE CORES:</b>   |          |          |
| 1210 – LFIC 6-Pin (includes MK or GMK)<br>Ordering Example: AU4707LN x 1210 x 626   | —        | \$95.00  |
| A600 Best® Keyway SFIC 6-or 7-Pin (includes MK or GMK)<br>Ordering Example: B-AU4707LN x A600   | —        | \$84.00  |
| <b>NOTE:</b> 4718LN, 4721LN, 4729LN, 4730LN, 4739LN not available with IC Cores.  |          |          |
| <b>CYLINDER OPTIONS:</b> (See page <a href="#">103</a> for ordering example)  |          |          |
| Lockset with SFIC Core Prep (less core)   | \$0.00   | \$0.00   |
| Lockset with Medeco®/ASSA® IC Core Prep (less core)   | \$0.00   | \$0.00   |
| Lockset with Schlage® IC Core Prep (less core)  | \$0.00   | \$0.00   |
| Lockset with Schlage® Standard Cylinder Prep (less cylinder)  | \$42.00  | \$0.00   |
| Lockset with Schlage® "C" Keyway Cylinder (specify cylinder model number 2803-47L)  | \$0.00   | \$0.00   |
| Lockset with Corbin Russwin "L4", Corbin "60", Russwin "D1", Sargent® "LA" or Schlage® "E" Keyway Cylinder. (specify cylinder model number 3803-47L x keyway) | —        | \$27.00  |
| <b>SPECIAL STRIKES:</b>   |          |          |
| 371 Strike with 1", 1-1/2", 1-3/4" or 2" lip with box   | —        | \$2.00   |
| ANSI Strike 497 with 1 -1/8", 1-1/2" or 1-3/4" lip  | —        | \$21.00  |
| <b>KNURLING:</b> Available for all levers in 613E, 626 and BSP finishes only  |          |          |
| Outside (KNO) or Inside (KNI) Only  | --       | \$129.00 |
| Both Sides (KNB)  | --       | \$258.00 |
| <b>ABRASIVE COATING:</b>  |          |          |
| Outside (ABCO) or Inside (ABCI) Only  | --       | \$79.00  |
| Both Sides (ABCB)   | --       | \$158.00 |
| <b>DOORS 1-3/4" THICK:</b> Adjustable to 2" thick   | —        | STD      |
| <b>DOORS 1-3/8" OR 2-1/4" THICK:</b>  | —        | \$4.00   |
| <b>MICROSHIELD®:</b> Antimicrobial coating. Specify "YMS".  | —        | \$112.00 |

Note: Security and ASSA ABLOY ACCENTRA® KeyMark® Cylinders: see page [104](#) for pricing. These cylinders are priced and discounted separately.

4700LN SERIES GRADE 1 CYLINDRICAL LOCKS



LEVER DESIGN: Augusta-AU Pacific Beach - PB Monroe - MO Reflections® - TB, UB

| MODEL #            | PRODUCT DESCRIPTION              | 626      | 605 606 612 613E<br>619 625 BSP WSP |
|--------------------|----------------------------------|----------|-------------------------------------|
| SINGLE CYLINDER:   |                                  |          |                                     |
| 4704LN             | Entry                            | \$648.00 | \$665.00                            |
| 4705LN             | Storeroom or Closet              |          |                                     |
| 4706LN             | Service Station                  |          |                                     |
| 4707LN             | Entry                            |          |                                     |
| 4708LN             | Classroom                        |          |                                     |
| 4722LN             | Corridor                         |          |                                     |
| 4729LN             | Communicating Classroom          |          |                                     |
| 4739LN             | Communicating Storeroom          |          |                                     |
| DOUBLE CYLINDER:   |                                  |          |                                     |
| 4718LN             | Intruder Classroom Security      | \$752.00 | \$769.00                            |
| 4721LN             | Communicating                    |          |                                     |
| 4730LN             | Utility, Asylum or Institutional |          |                                     |
| NON-KEY LATCHSETS: |                                  |          |                                     |
| 4701LN             | Passage or Closet                | \$535.00 | \$552.00                            |
| 4709LN             | Exit Latch                       | \$601.00 | \$618.00                            |
| 4702LN             | Privacy, Bedroom or Bath         |          |                                     |
| 4703LN             | Patio or Privacy                 |          |                                     |
| 4725LN             | Privacy                          |          |                                     |
| 4728LN             | Communicating Passage            | \$535.00 | \$552.00                            |
| DUMMY TRIM         |                                  |          |                                     |
| 4755LN             | Single Dummy Trim                | \$296.00 | \$304.50                            |
| 4755LN-D           | Double Dummy Trim                | \$592.00 | \$609.00                            |

CASE LOT: 10  
SHIPPING WEIGHT: 4 Lbs. per lock

| PRODUCT DESCRIPTION                   | AU           | MO           | PB           | TB           | UB           | ALL FINISHES |
|---------------------------------------|--------------|--------------|--------------|--------------|--------------|--------------|
| <b>LEVERS ONLY:</b>                   |              |              |              |              |              |              |
| Plain Inside                          | 14-YM00-6040 | 14-5301-6902 | 14-5301-6054 | 14-5301-6201 | 14-5301-6301 | \$94.00      |
| Passage Outside                       | 14-YM00-6040 | 14-5301-6902 | 14-5301-6054 | 14-5303-6201 | 14-5303-6301 |              |
| Patio Outside                         | 14-YM00-6060 | 14-5303-6067 | 14-5303-6066 | 14-5303-6203 | 14-5303-6303 |              |
| Outside Emergency Key                 | 14-YM00-6058 | 14-5302-6585 | 14-5302-6062 | 14-5302-6202 | 14-5302-6302 |              |
| Cylinder                              | 14-YM00-6039 | 14-5305-6056 | 14-5305-6054 | 14-5300-6200 | 14-5300-6300 |              |
| Button                                | 14-YM00-6039 | 14-5305-6056 | 14-5305-6054 | 14-5300-6200 | 14-5300-6300 |              |
| ASSA ABLOY ACCENTRA® LFIC 1-3/4" Door | 14-YM00-6028 | 14-5305-0014 | 14-5305-0010 | 14-5305-6205 | 14-5305-6305 | \$117.00     |
| ASSA ABLOY ACCENTRA® LFIC 2-1/4" Door | 14-YM00-6028 | 14-5305-6059 | 14-5305-6051 | 14-5305-6205 | 14-5305-6305 |              |
| SFIC 1-3/4" Door                      | 14-YM00-6030 | 14-5305-0016 | 14-5305-0012 | 14-5305-6206 | 14-5305-6306 |              |
| SFIC 2-1/4" Door                      | 14-YM00-6030 | 14-5305-6057 | 14-5305-6053 | 14-5305-6206 | 14-5305-6306 |              |
| Schlage® LFIC 1-3/4" Door             | 14-5305-6069 | N/A          | 14-5305-0013 | N/A          | N/A          |              |
| Schlage® LFIC 2-1/4" Door             | 14-5305-6069 |              | 14-5305-6070 | N/A          | N/A          |              |
| ASSA/Medeco LFIC 1-3/4" Door          | 14-YM00-6031 |              | N/A          | N/A          | N/A          |              |

## ELECTRIFIED 4700LN SERIES CYLINDRICAL LEVER LOCKS

**DESIGNS:** Augusta - AU      Monroe - MO      Pacific Beach - PB      Reflections® - TB, UB

| MODEL #               | PRODUCT DESCRIPTION | 626        | 605 606 612 613E<br>619 625 BSP WSP |
|-----------------------|---------------------|------------|-------------------------------------|
| CYLINDER OVERRIDE:    |                     |            |                                     |
| 4790LN                | Fail Safe           | \$1,028.00 | \$1,045.00                          |
| 4791LN                | Fail Secure         |            |                                     |
| NO CYLINDER OVERRIDE: |                     |            |                                     |
| 4780LN                | Fail Safe           | \$924.00   | \$941.00                            |
| 4781LN                | Fail Secure         |            |                                     |
| LOCKBODIES:           |                     |            |                                     |
| 4780LN                | Fail Safe           | \$687.00   | \$704.00                            |
| 4781LN                | Fail Secure         |            |                                     |
| 4790LN                | Fail Safe           |            |                                     |
| 4791LN                | Fail Secure         |            |                                     |

CASE LOT: 10

SHIPPING WEIGHT: 4.8 Lbs. per lock

**Note:** See page [212](#) for power supplies and electrified accessories.

**SFIC Core Prep:** prefix "B" to trim designation. Accepts all SFIC cores, 6- or 7-Pin.

**Example:** B-AU4707LN x Less Core.

**Medeco®/ASSA® IC Core Prep:** prefix "M" to trim designation. Only Available in AU levers. 6-Pin only.

**Example:** M-AU4707LN x Less Core.

**Schlage® IC Core Prep:** prefix "SI" to trim designation. 6-Pin only.

**Example:** SI-AU4707LN x Less Core.

**Schlage® Cylinder Prep:** prefix "S" to trim designation. 6-Pin only.

**Example:** S-AU4707LN x Less Cylinder.

**Lockset with Sargent® "LA" Keyway Cylinder.** 6-Pin only.

**Example:** AU4707LN x 3803-47L x LA.

**Lockset with Schlage® "C" Keyway Cylinder.** 6-Pin only.

**Example:** AU4707LN x 2803-47L.

## 4700LN SERIES GRADE 1 CYLINDRICAL LOCKS



| MODEL #                        | PRODUCT DESCRIPTION   | ORDERED SEPARATELY | ORDERED WITH LOCKSET |
|--------------------------------|---|--------------------|----------------------|
| <b>PLAIN LATCHBOLTS:</b>       |   |                    |                      |
| 693                            | Beveled, 2-3/4" Backset, 1/2" Throw                           | \$121.00           | STD                  |
| F693                           | Flat, 2-3/4" Backset, 1/2" Throw                              |                    | N/C                  |
| 3693                           | Beveled, 3-3/4" Backset, 1/2" Throw                           | \$129.00           | \$8.00               |
| <b>DEADLOCKING LATCHBOLTS:</b> |   |                    |                      |
| 694                            | Adjustable, 2-3/4" Backset, 1/2" Throw                        | \$154.00           | STD EM               |
| E694                           | Adjustable, 2-3/4" Backset, 1/2" Throw, 2-1/4" x 1-1/8" Front |                    |                      |
| 3694                           | Beveled, 3-3/4" Backset, 1/2" Throw                           | \$172.00           | \$18.00              |
| 480B                           | Beveled, 2-3/4" Backset, 3/4" Throw                           | \$294.00           | \$140.00             |
| F480B                          | Flat, 2-3/4" Backset, 3/4" Throw                              |                    |                      |
| 3480B                          | Beveled, 3-3/4" Backset, 3/4" Throw                           | \$309.00           | \$155.00             |
| <b>BACKSET LINKS:</b>          |   |                    |                      |
| 481                            | Extension Link  | \$80.00            | \$80.00              |
| 481DL                          | Extension Link (use with deadlocking latchbolts)              |                    |                      |
| 482                            | Extension Link  | \$109.00           | \$109.00             |
| 484                            | Extension Link  | \$238.00           | \$238.00             |
| <b>STRIKES:</b>                |   |                    |                      |
| 202                            | Strike Box (Not Plated)                                       | \$2.00             | \$2.00               |
| 371                            | Strike 1-1/4" Lip with Box                                    | \$13.00            | N/C                  |
| 371                            | Strike 1", 1-1/2", 1-3/4" or 2" Lip with Box                  | \$26.00            | \$2.00               |
| 497                            | ANSI Strike Lip 1-1/4"  | \$63.00            | STD                  |
| 497                            | ANSI Strike 1-1/8", 1-1/2" or 1-3/4" Lip                      | \$71.00            | \$21.00              |

| MODEL #           | PRODUCT DESCRIPTION   | ORDERED SEPARATELY | ORDERED WITH LOCKSET |
|-------------------|---|--------------------|----------------------|
| <b>CYLINDERS:</b> |   |                    |                      |
| 1803-47L          | Standard Cylinder 6-Pin   | \$104.00           | N/C                  |
| 5803-47L          | Security Cylinder 6-Pin   | \$412.00           | \$308.00             |
| 1210              | Large Format Interchangeable Core Only 6-Pin                                    | \$95.00            | \$95.00              |
| 5210              | Security Large Format Interchangeable Core Only 6-Pin                           | \$379.00           | \$379.00             |
| K402              | ASSA ABLOY ACCENTRA® KeyMark® Cylinder 6-Pin                                    | \$131.00           | \$27.00              |
| K800              | ASSA ABLOY ACCENTRA® KeyMark® Large Format Interchangeable Core Only 6-Pin      | \$139.00           | \$139.00             |
| K600              | ASSA ABLOY ACCENTRA® KeyMark® Small Format Interchangeable Core Only 6-or 7-Pin | \$133.00           | \$133.00             |
| 2803-47L          | Schlage® "C" Keyway Cylinder 6-Pin 0-bitted or Keyed Random                     | \$104.00           | N/C                  |
| 3803-47L          | Other Manuf. Keyway Cylinder 6-Pin - Keyed Random, Specify Keyway               | \$131.00           | \$27.00              |
| A600              | Best® Keyway Small Format Interchangeable Core Only 6- or 7-Pin, Specify Keyway | \$84.00            | \$84.00              |
| 108S              | Schlage® Cylinder Adapter Kit   | \$31.00            | \$31.00              |
| 9053              | Cylinder Sleeve for K402 Cylinder   | \$12.90            | \$12.90              |
| 14-1803-9001      | Cylinder Sleeve for 1803-47L/5803-47L Cylinders                                 | \$12.90            | N/C                  |



## 4600LN & 4600YC GRADE 2 CYLINDRICAL LOCKS VARIATIONS

**STANDARD FINISHES:** Products will be furnished only in the following finishes.

| LEVER           |   |
|-----------------|---|
| ANSI/BHMA CODE  | FINISH DESCRIPTION                      |
| <b>BRASS:</b>   |   |
| 605             | Bright Brass, Clear Coated              |
| 606             | Satin Brass, Clear Coated               |
| <b>BRONZE:</b>  |   |
| 613E            | Dark Oxidized Satin Bronze - equivalent |
| <b>CHROME:</b>  |   |
| 625             | Bright Chrome Plated                    |
| 626             | Satin Chrome Plated                     |
| <b>PAINTED:</b> |   |
| BSP             | Black Suede Powder Coat                 |

| KNOB                    |   |
|-------------------------|---|
| ANSI/BHMA CODE          | FINISH DESCRIPTION                      |
| <b>BRASS:</b>           |   |
| 605                     | Bright Brass, Clear Coated              |
| 606                     | Satin Brass, Clear Coated               |
| <b>BRONZE:</b>          |   |
| 613E                    | Dark Oxidized Satin Bronze - equivalent |
| <b>STAINLESS STEEL:</b> |   |
| 629                     | Bright Stainless Steel                  |
| 630                     | Satin Stainless Steel                   |

| PRODUCT OPTIONS   | DEDUCT | ADD      |
|---|--------|----------|
| <b>CYLINDERS:</b> 6-pin Only  |        |          |
| <b>LESS CYLINDER OR LESS CORE:</b>  |        |          |
| Standard cylinder prep only. Specify "x LC"   | \$0.00 | —        |
| Small format interchangeable core prep less core, prefix "B" to trim and specify "Less Core"  | —      | \$0.00   |
| Ordering Example: B-AU-4607LN x Less Core   | —      | —        |
| <b>CYLINDER OPTIONS:</b>  |        |          |
| Lockset with Corbin Russwin "L4", Corbin "60", Russwin "D1", Sargent® "LA" or Schlage® "E" Keyway Cylinder. (specify cylinder model number 3806 x keyway) | —      | \$27.00  |
| Lockset with Schlage® "C" Keyway Cylinder   | \$0.00 | \$0.00   |
| Lockset with A600 Best® Keyway Small Format Interchangeable Core  | —      | \$84.00  |
| <b>SPECIAL STRIKES:</b>   |        |          |
| 371 Strike with 1", 1-1/2", 1-3/4" or 2" lip with box   | —      | \$2.00   |
| ANSI Strike 497 with 1-1/8", 1-1/2" or 1-3/4" lip   | —      | \$21.00  |
| <b>DOORS 1-3/4" THICK:</b> Adjustable to 1-3/8" thick   | —      | STD      |
| <b>KNURLING:</b> Not Available  |        |          |
| <b>ABRASIVE COATING: (4600LN levers only)</b>   |        |          |
| Outside (ABCO) or Inside (ABCI) Only  | --     | \$79.00  |
| Both Sides (ABCB)   | --     | \$158.00 |

4600LN & 4600YC SERIES GRADE 2 CYLINDRICAL LOCKS



LEVER DESIGN:    Augusta-AU    Pacific Beach - PB    Monroe - MO    Reflections® - TB, UB



| MODEL #            | PRODUCT DESCRIPTION      | 626      | 605 606 613E<br>625 BSP |
|--------------------|--------------------------|----------|-------------------------|
| SINGLE CYLINDER:   |                          |          |                         |
| 4604LN             | Entry                    | \$179.00 | \$196.00                |
| 4605LN             | Storeroom or Closet      |          |                         |
| 4607LN             | Entry                    |          |                         |
| 4608LN             | Classroom                |          |                         |
| NON-KEY LATCHSETS: |                          |          |                         |
| 4601LN             | Passage or Closet        | \$157.00 | \$174.00                |
| 4602LN             | Privacy, Bedroom or Bath | \$159.00 | \$176.00                |
| 4628LN             | Communicating Passage    |          |                         |
| DUMMY TRIM:        |                          |          |                         |
| 4655LN             | Single Dummy Trim        | \$60.00  | \$68.50                 |

CASE LOT: 10  
SHIPPING WEIGHT: 4 Lbs. per lock

KNOB DESIGN:    Carolina-CA

| MODEL #            | PRODUCT DESCRIPTION      | 630      | 605 606 613E 629 |
|--------------------|--------------------------|----------|------------------|
| SINGLE CYLINDER:   |                          |          |                  |
| 4605YC             | Storeroom or Closet      | \$123.00 | \$140.00         |
| 4607YC             | Entry                    |          |                  |
| 4608YC             | Classroom                |          |                  |
| NON-KEY LATCHSETS: |                          |          |                  |
| 4601YC             | Passage or Closet        | \$83.00  | \$100.00         |
| 4602YC             | Privacy, Bedroom or Bath | \$86.00  | \$103.00         |
| DUMMY TRIM:        |                          |          |                  |
| 4655YC             | Single Dummy Trim        | \$51.00  | \$59.50          |

CASE LOT: 10  
SHIPPING WEIGHT: 2 Lbs. per lock

| MODEL #                  | PRODUCT DESCRIPTION                          | ORDERED SEPARATELY | ORDERED WITH LOCKSET |
|--------------------------|--|--------------------|----------------------|
| STRIKES:                 |  |                    |                      |
| 70S                      | Full Lip Strike (Optional)                   | \$8.00             | N/C                  |
| 71S                      | 1/4" Radius Full Lip Strike (Optional)       |                    |                      |
| 202                      | Strike Box (Not Plated)                      | \$2.00             | \$2.00               |
| 371                      | Strike 1-1/4" Lip with Box                   | \$13.00            | N/C                  |
| 371                      | Strike 1", 1-1/2", 1-3/4" or 2" Lip with Box | \$26.00            | \$2.00               |
| 497                      | ANSI Strike Lip 1-1/4"                       | \$63.00            | N/C                  |
| 497                      | ANSI Strike 1-1/8", 1-1/2" or 1-3/4" Lip     | \$71.00            | \$21.00              |
| *PLAIN LATCHBOLTS:       |  |                    |                      |
| MCP234                   | 2-3/4" Backset, 2-1/4" x 1-1/8" Square Front | \$49.00            | STD                  |
| MCP238                   | 2-3/8" Backset, 2-1/4" x 1" Square Front     |                    | N/C                  |
| MCP238R                  | 2-3/8" Backset, 2-1/4" x 1" Round Front      |                    |                      |
| *DEADLOCKING LATCHBOLTS: |  |                    |                      |
| MCD234                   | 2-3/4" Backset, 2-1/4" x 1-1/8" Square Front | \$59.00            | STD                  |
| MCD238                   | 2-3/8" Backset, 2-1/4" x 1" Square Front     |                    | N/C                  |
| MCD238R                  | 2-3/8" Backset, 2-1/4" x 1" Round Front      |                    |                      |

\*All latches have universal fronts for both flat and beveled door edges.

| MODEL #           | PRODUCT DESCRIPTION  | ORDERED<br>SEPARATELY | ORDERED WITH<br>LOCKSET |
|-------------------|--|-----------------------|-------------------------|
| <b>CYLINDERS:</b> |  |                       |                         |
| 1805              | Standard Cylinder 6-Pin for Knob Designs   | \$89.00               | N/C                     |
| 1806              | Standard Cylinder 6-Pin for Lever Designs  |                       |                         |
| 2805              | Schlage® "C" Keyway Cylinder 6-Pin 0-bitted or Keyed Random for Knob Designs             |                       |                         |
| 2806              | Schlage® "C" Keyway Cylinder 6-Pin 0-bitted or Keyed Random for Lever Designs            |                       |                         |
| 3806              | Other Manuf. Keyway Cylinder 6-Pin - Keyed Random, Specify Keyway for Knob/Lever Designs | \$116.00              | \$27.00                 |
| A600              | Best® Keyway Small Format Interchangeable Core Only 6- or 7-Pin, Specify Keyway          | \$84.00               | \$84.00                 |

When Ordering: Specify design, function, hand and finish.

TUBULAR LEVER LOCKS TABLE OF CONTENTS

**RL SERIES/TUBULAR LEVER LOCKS**

|   |                     |
|---|---------------------|
| <a href="#">Variations.....</a>               | <a href="#">108</a> |
| <a href="#">RL Series Tubular Locks .....</a> | <a href="#">109</a> |
| <a href="#">Parts .....</a>                   | <a href="#">109</a> |

## RL SERIES TUBULAR LOCKS VARIATIONS

**ACCENTRA®**  
**ASSA ABLOY**

**STANDARD FINISHES:** Product will be furnished only in the finishes in which it is priced.

| ANSI/BHMA CODE | FINISH DESCRIPTION                      |
|----------------|---|
| <b>BRASS:</b>  |   |
| 605            | Bright Brass, Clear Coated              |
| 606            | Satin Brass, Clear Coated               |
| <b>BRONZE:</b> |   |
| 611            | Bright Bronze, Clear Coated             |
| 612            | Satin Bronze, Clear Coated              |
| 613E           | Dark Oxidized Satin Bronze - equivalent |
| <b>CHROME:</b> |   |
| 625            | Bright Chrome Plated                    |
| 626            | Satin Chrome Plated                     |

| ANSI/BHMA CODE          | FINISH DESCRIPTION                 |
|-------------------------|------------------------------------|
| <b>NICKEL:</b>          |                                    |
| 618                     | Bright Nickel Plated, Clear Coated |
| 619                     | Satin Nickel Plated, Clear Coated  |
| <b>STAINLESS STEEL:</b> |                                    |
| 629                     | Bright Stainless Steel             |
| 630                     | Satin Stainless Steel              |
| <b>PAINTED:</b>         |                                    |
| BSP                     | Black Suede Powder Coat            |
| WSP                     | White Suede Powder Coat            |

| PRODUCT OPTIONS  | DEDUCT | ADD      |
|--|--------|----------|
| UL 3-Hour Fire Rating - Suffix 'F' to model number. Available for RL201, RL202, RL228  | —      | \$12.00  |
| <b>STRIKES:</b>  |        |          |
| ANSI Strike 497  | —      | \$4.00   |
| <b>DOOR THICKNESS:</b>   |        |          |
| Adjustable 1-3/8" to 1-3/4"  | —      | STD      |
| 1-7/8" to 2" (latchbolt centered in total door thickness)  | —      | \$0.00   |
| <b>KNURLING:</b> Not available.  | —      | STD      |
| <b>MICROSHIELD®:</b> Antimicrobial coating. Specify option "YMS".  | —      | \$112.00 |
| <b>REFLECTION LEVERS:</b> The following levers are no longer available in 629 and 630 finishes, TT, TU, TW, TX, TY, UX, TG, TJ, TK, TE, TI and TD. | —      | —        |

## RL SERIES TUBULAR LOCKS

### LEVER DESIGNS:

All Reflections® Designs

### ROSE DESIGNS: R3, R4, R5, R9

| MODEL # | PRODUCT DESCRIPTION                 | 626      | 605 606 611 612 613E 618<br>619 625 629' 630' BSP WSP |
|---------|-------------------------------------|----------|---|
| RL201   | Passage or Closet                   | \$357.00 | \$367.00  |
| RL228   | Communicating Passage Exit Latch    |          |   |
| RL202   | Privacy, Bedroom or Bath            | \$369.00 | \$379.00  |
| RL255   | Single Dummy Trim - Through-Bolted  | \$198.50 | \$203.50  |
| RL255D  | Double Dummy Trim                   | \$327.00 | \$337.00  |
| RL255S  | Single Dummy Trim - Surface Mounted | \$163.50 | \$168.50  |

### PARTS:

| MODEL #            | PRODUCT DESCRIPTION  | ORDERED<br>SEPARATELY | ORDERED<br>WITH LOCKSET |
|--------------------|--|-----------------------|-------------------------|
| <b>STRIKES:</b>    |  |                       |                         |
| 202                | Strike Box (Not Plated)  | \$2.00                | \$2.00                  |
| 70S                | Full Lip Strike  | \$8.00                | N/C                     |
| 71S                | 1/4 Radius Full Lip Strike   |                       |                         |
| 371                | Strike 1-1/4" Lip with Box   | \$13.00               | N/C                     |
| 371                | Strike 1", 1-1/2", 1-3/4" or 2" Lip with Box                           | \$26.00               | \$2.00                  |
| 497                | ANSI Strike Lip 1-1/4"   | \$63.00               | \$4.00                  |
| 497                | ANSI Strike with 1-1/8", 1-1/2" or 1-3/4" Lip                          | \$71.00               | \$21.00                 |
| <b>LATCHBOLTS:</b> |  |                       |                         |
| RLP34              | Square Corner Front 2-1/4" x 1-1/8" Faceplate, used with RL202         | \$60.00               | STD                     |
| RLP34A             | Square Corner Front 2-1/4" x 1-1/8" Faceplate, used with RL201 & RL228 |                       |                         |
| RLP38              | Square Corner Front 2-1/4" x 1" Faceplate, used with RL202             |                       | N/C                     |
| RLP38A             | Square Corner Front 2-1/4" x 1" Faceplate, used with RL201 & RL228     |                       |                         |
| RLPR34             | Round Corner Front 2-1/4" x 1-1/8" Faceplate, used with RL202          |                       |                         |
| RLPR34A            | Round Corner Front 2-1/4" x 1-1/8" Faceplate, used with RL201 & RL228  |                       |                         |
| RLPR38             | Round Corner Front 2-1/4" x 1" Faceplate, used with RL202              |                       |                         |
| RLPR38A            | Round Corner Front 2-1/4" x 1" Faceplate, used with RL201 & RL228      |                       |                         |

1. See the Variations page for details.

## AUXILIARY LOCKS/PADLOCKS TABLE OF CONTENTS

|   |     |
|---|-----|
| D100/D200 Series Cylindrical Deadbolts Variations ..... | 111 |
| D100 & D200 Series .....                                | 112 |
| D100 And D200 Series Parts And Accessories .....        | 113 |
| 350 Series/Padlocks/Auxiliary Locks/Variations .....    | 114 |
| 350 Series Mortise Deadlocks .....                      | 115 |
| Auxiliary Latch .....                                   | 115 |
| Auxiliary Locks .....                                   | 116 |
| Padlocks  |     |
| PD400 Series .....                                      | 117 |
| PD500 Series .....                                      | 118 |
| PD600 Series .....                                      | 119 |

## D100/D200 SERIES CYLINDRICAL DEADBOLTS VARIATIONS

**STANDARD FINISHES:** Product will be furnished only in the finishes in which it is priced. Finishes do not apply to Padlocks or Auxiliary Locks.

| ANSI/BHMA CODE | FINISH DESCRIPTION                      |
|----------------|---|
| <b>BRASS:</b>  |   |
| 605            | Bright Brass, Clear Coated              |
| 606            | Satin Brass, Clear Coated               |
| <b>BRONZE:</b> |   |
| 612            | Satin Bronze, Clear Coated              |
| 613E           | Dark Oxidized Satin Bronze - equivalent |

| ANSI/BHMA CODE  | FINISH DESCRIPTION                |
|-----------------|-----------------------------------|
| <b>CHROME:</b>  |                                   |
| 625             | Bright Chrome Plated              |
| 626             | Satin Chrome Plated               |
| <b>NICKEL:</b>  |                                   |
| 619             | Satin Nickel Plated, Clear Coated |
| <b>PAINTED:</b> |                                   |
| BSP             | Black Suede Powder Coat           |

## D100 AND D200 SERIES DEADBOLTS

| PRODUCT OPTIONS   | DEDUCT | ADD     |
|---|--------|---------|
| <b>CYLINDERS:</b> 6-pin Only  |        |         |
| <b>LESS CYLINDER OR LESS CORE:</b>  |        |         |
| Standard cylinder prep less cylinder, specify "x LC"  | \$0.00 | \$0.00  |
| Large format interchangeable core prep less core, for 6-pin, specify "x ICLC"<br>Ordering Example: D112 x 1210 Prep x Less Core (available for D100 or D200 series)                 | \$0.00 | \$0.00  |
| Small format interchangeable core prep less core, for 6-or 7-pin, specify with "B" prefix "x Less Core"<br>Ordering Example: B-D112 x Less Core (available for D100 or D200 series) | \$0.00 | \$0.00  |
| <b>7-PIN (available for SFIC and LFIC - for LFIC, specify "x 1220"):</b>  |        |         |
| Add to 6-Pin core   | —      | \$2.00  |
| <b>INTERCHANGEABLE CORES:</b>   |        |         |
| 1210 - LFIC 6-Pin (available for D100 series - includes MK or GMK)<br>Ordering Example: D112 x 1210 x 626   | —      | \$95.00 |
| 1210 - LFIC 6-Pin (available for D200 series - includes MK or GMK)<br>Ordering Example: D212 x 1210 x 626   | —      | \$95.00 |
| A600 Best® Keyway SFIC 6-or 7-Pin (available for D100 or D200 series - includes MK or GMK)<br>Ordering Example: B-D112 x A600 x 626   | —      | \$84.00 |
| <b>CYLINDER OPTIONS:</b>  |        |         |
| Deadbolt with Schlage® "C" Keyway Cylinder  | \$0.00 | \$0.00  |
| Deadbolt with Corbin Russwin "L4", Corbin® "60", Russwin® "D1", Sargent® "LA" or Schlage "E"  | —      | \$27.00 |
| <b>DOORS 1-3/4" THICK:</b> Adjustable to 1-3/8" thick   | —      | STD     |
| <b>INDICATOR OPTIONS:</b>   |        |         |
| V01 - Indicator inside only "Unlocked/Locked" in green/red  | —      | \$40.00 |
| V04 - Indicator inside only "Unlocked/Locked" in white/red  | —      |         |
| V01F - Indicator inside only, French "Ouvert/Fermé" in green/red  | —      |         |
| V21 - Indicator both sides "Unlocked/Locked" x "Vacant/Occupied" in green/red (Std for D291/D292)   | —      | \$0.00  |
| V54 - Indicator both sides "Unlocked/Locked" x "Vacant/Occupied" in white/red   | —      |         |
| V21F - Indicator both sides, French "Ouvert/Fermé" x "Libre/Occupée" in green/red   | —      |         |

**When Ordering:** Specify finish.

D100 AND D200 SERIES DEADBOLTS



D100 GRADE 1 DEADBOLTS

| MODEL #                        | BACKSET | FRONT       | 626      | 605 606 612 613E<br>619 625 BSP | APPROX. SHIPPING<br>WT. LBS. |
|--------------------------------|---------|-------------|----------|---------------------------------|------------------------------|
| CYLINDER x THUMBTURN:          |         |             |          |                                 |                              |
| D111                           | 2-3/8"  | 2-1/4" X 1" | \$262.00 | \$266.00                        | 24                           |
| D112                           | 2-3/4"  | 2-1/4" X 1" |          |                                 |                              |
| B-D171                         | 2-3/8"  | 2-1/4" X 1" |          |                                 |                              |
| B-D172                         | 2-3/4"  | 2-1/4" X 1" |          |                                 |                              |
| CYLINDER x CYLINDER:           |         |             |          |                                 |                              |
| D121                           | 2-3/8"  | 2-1/4" X 1" | \$325.00 | \$329.00                        | 24                           |
| D122                           | 2-3/4"  | 2-1/4" X 1" |          |                                 |                              |
| CYLINDER x BLANK ROSE:         |         |             |          |                                 |                              |
| D131                           | 2-3/8"  | 2-1/4" X 1" | \$262.00 | \$266.00                        | 24                           |
| D132                           | 2-3/4"  | 2-1/4" X 1" |          |                                 |                              |
| BLANK PLATE x THUMBTURN:       |         |             |          |                                 |                              |
| D141                           | 2-3/8"  | 2-1/4" X 1" | \$207.00 | \$211.00                        | 24                           |
| D142                           | 2-3/4"  | 2-1/4" X 1" |          |                                 |                              |
| BLANK PLATE x CYLINDER         |         |             |          |                                 |                              |
| D151                           | 2-3/8"  | 2-1/4" X 1" | \$262.00 | \$266.00                        | 24                           |
| D152                           | 2-3/4"  | 2-1/4" X 1" |          |                                 |                              |
| CYLINDER x CLASSROOM THUMBTURN |         |             |          |                                 |                              |
| D161                           | 2-3/8"  | 2-1/4" X 1" | \$274.00 | \$278.00                        | 24                           |
| D162                           | 2-3/4"  | 2-1/4" X 1" |          |                                 |                              |
| B-D181                         | 2-3/8"  | 2-1/4" X 1" |          |                                 |                              |
| B-D182                         | 2-3/4"  | 2-1/4" X 1" |          |                                 |                              |

D200 GRADE 2 DEADBOLTS

| MODEL #                        | BACKSET | FRONT       | 626      | 605 606 612 613E<br>619 625 BSP | APPROX. SHIPPING<br>WT. LBS. |
|--------------------------------|---------|-------------|----------|---------------------------------|------------------------------|
| CYLINDER x THUMBTURN:          |         |             |          |                                 |                              |
| D211                           | 2-3/8"  | 2-1/4" X 1" | \$142.00 | \$146.00                        | 24                           |
| D212                           | 2-3/4"  | 2-1/4" X 1" |          |                                 |                              |
| CYLINDER x CYLINDER:           |         |             |          |                                 |                              |
| D221                           | 2-3/8"  | 2-1/4" X 1" | \$194.00 | \$198.00                        | 24                           |
| D222                           | 2-3/4"  | 2-1/4" X 1" |          |                                 |                              |
| CYLINDER x BLANK ROSE:         |         |             |          |                                 |                              |
| D231                           | 2-3/8"  | 2-1/4" X 1" | \$142.00 | \$146.00                        | 24                           |
| D232                           | 2-3/4"  | 2-1/4" X 1" |          |                                 |                              |
| BLANK PLATE x THUMBTURN:       |         |             |          |                                 |                              |
| D241                           | 2-3/8"  | 2-1/4" X 1" | \$78.00  | \$82.00                         | 24                           |
| D242                           | 2-3/4"  | 2-1/4" X 1" |          |                                 |                              |
| BLANK PLATE x CYLINDER         |         |             |          |                                 |                              |
| D251                           | 2-3/8"  | 2-1/4" X 1" | \$142.00 | \$146.00                        | 24                           |
| D252                           | 2-3/4"  | 2-1/4" X 1" |          |                                 |                              |
| CYLINDER x CLASSROOM THUMBTURN |         |             |          |                                 |                              |
| D261                           | 2-3/8"  | 2-1/4" X 1" | \$153.00 | \$157.00                        | 24                           |
| D262                           | 2-3/4"  | 2-1/4" X 1" |          |                                 |                              |
| THUMBTURN X INDICATOR*         |         |             |          |                                 |                              |
| D291                           | 2-3/8"  | 2-1/4" X 1" | \$126.00 | \$130.00                        | 24                           |
| D292                           | 2-3/4"  | 2-1/4" X 1" |          |                                 |                              |

**NOTE:** 1-1/8" front filler supplied standard with each deadbolt.

\*Indicator option code MUST be specified when ordering D291 or D292. If none specified, V21 will be provided as default.

Case Lot: 12

**When Ordering:** Specify function and finish.



## D100 AND D200 SERIES PARTS AND ACCESSORIES

| MODEL #           | PRODUCT DESCRIPTION   | ORDERED SEPARATELY | ORDERED WITH LOCKSET |
|-------------------|---|--------------------|----------------------|
| <b>CYLINDERS:</b> |   |                    |                      |
| 1807              | Standard Cylinder 6-pin for use with DX11, DX12, DX31, DX32, DX51, DX52, DX61, DX62                                       | \$89.00            | N/C                  |
| 1808              | Standard Cylinder 6-pin for use with DX21, DX22   |                    |                      |
| 2807              | Schlage® "C" Keyway Cylinder 6-Pin - 0-bitted or Keyed Random for use with DX11, DX12, DX31, DX32, DX51, DX52, DX61, DX62 |                    |                      |
| 2808              | Schlage® "C" Keyway Cylinder 6-Pin - 0-bitted or Keyed Random for use with DX21, DX22                                     |                    |                      |
| 3806              | Other Manuf. Keyway Cylinder 6-Pin - Keyed Random, Specify Keyway for D Series  | \$116.00           | \$27.00              |
| 1210              | Large Format Interchangeable Core Only 6-Pin  | \$95.00            | \$95.00              |
| 1220              | Large Format Interchangeable Core Only 7-Pin  | \$97.00            | \$97.00              |
| 5210              | Security Large Format Interchangeable Core Only 6-Pin   | \$379.00           | \$379.00             |
| 5220              | Security Large Format Interchangeable Core Only 7-Pin   | \$383.00           | \$383.00             |
| K800              | ASSA ABLOY ACCENTRA® KeyMark® Large Format Interchangeable Core Only 6-or 7-Pin   | \$139.00           | \$139.00             |
| K600              | ASSA ABLOY ACCENTRA® KeyMark® Small Format Interchangeable Core Only 6-or 7-Pin   | \$133.00           | \$133.00             |
| A600              | Best® Keyway Small Format Interchangeable Core Only 6- or 7-Pin, Specify Keyway   | \$84.00            | \$84.00              |

**NOTE:** X in model number = '1' for Grade 1 and '2' for Grade 2

| MODEL #              | PRODUCT DESCRIPTION   | ORDERED SEPARATELY | ORDERED WITH LOCKSET |
|----------------------|---|--------------------|----------------------|
| DEADBOLT ASSEMBLIES: |   |                    |                      |
| D38                  | 2-3/8" Backset, 2-1/4" x 1" Square Front, includes 1-1/8" Front Filler                                | \$19.00            | N/C                  |
| D34                  | 2-3/4" Backset, 2-1/4" x 1" Square Front, includes 1-1/8" Front Filler                                |                    |                      |
| D38R                 | 2-3/8" Backset, 2-1/4" x 1" Radius Front  |                    |                      |
| D34R                 | 2-3/4" Backset, 2-1/4" x 1" Radius Front  |                    |                      |
| STRIKES:             |   |                    |                      |
| D243                 | Strike pack which includes 2-3/4" x 1-1/8" both wood and metal frame strikes and corresponding screws | \$4.00             | STD                  |
| D244                 | Strike Reinforcement  | \$3.00             |                      |

**When Ordering:** Specify function and finish.

## 350 SERIES/PADLOCKS/AUXILIARY LOCKS/VARIATIONS

**STANDARD FINISHES:** Product will be furnished only in the finishes in which it is priced. Finishes do not apply to Padlocks or Auxiliary Locks.

| ANSI/BHMA CODE | FINISH DESCRIPTION                      |
|----------------|---|
| <b>BRASS:</b>  |   |
| 605            | Bright Brass, Clear Coated              |
| 606            | Satin Brass, Clear Coated               |
| <b>BRONZE:</b> |   |
| 611            | Bright Bronze, Clear Coated             |
| 612            | Satin Bronze, Clear Coated              |
| 613E           | Dark Oxidized Satin Bronze - equivalent |
| <b>CHROME:</b> |   |
| 625            | Bright Chrome Plated                    |
| 626            | Satin Chrome Plated                     |

| ANSI/BHMA CODE          | FINISH DESCRIPTION                 |
|-------------------------|------------------------------------|
| <b>NICKEL:</b>          |                                    |
| 618                     | Bright Nickel Plated, Clear Coated |
| 619                     | Satin Nickel Plated, Clear Coated  |
| <b>STAINLESS STEEL:</b> |                                    |
| 629                     | Bright Stainless Steel             |
| 630                     | Satin Stainless Steel              |
| <b>PAINTED:</b>         |                                    |
| 693                     | Black Painted                      |
| BSP                     | Black Suede Powder Coat            |

## 350 SERIES DEADLOCKS & PADLOCKS

| PRODUCT OPTIONS   | DEDUCT   | ADD      |
|---|----------|----------|
| <b>CYLINDERS OMITTED 350 SERIES ONLY:</b>   | \$119.00 |          |
| IC Housing ordered with 350 Series  | \$0.00   | \$0.00   |
| <b>DUST GUARD:</b> For cylinders prefix "D" to model number (refer to catalog)    | —        | \$79.00  |
| <b>7-PIN CYLINDERS AND LFIC CORES:</b>  | —        | \$2.00   |
| <b>INTERCHANGEABLE CORE CYLINDERS:</b>  |          |          |
| 2196 - LFIC 6-Pin (includes MK or GMK)<br>Ordering Example: 353 x 2196 x 626      | —        | \$95.00  |
| A620 - SFIC 6-or 7-Pin (Includes MK or GMK)<br>Ordering Example: 353 x A620 x 626 | —        | \$84.00  |
| <b>SECURITY SCREWS 300 SERIES:</b> Standard sizes only (each screw)               | —        | \$1.00   |
| <b>SPLIT FINISHES:</b> Higher List Price Applies                                  |          |          |
| <b>LEAD LINED 350 SERIES:</b>   | —        | \$307.00 |
| <b>MICROSHIELD®:</b> Antimicrobial coating. Specify "YMS".                        | —        | —        |
| Mortise Deadlocks   | —        | \$112.00 |
| <b>SPECIAL STRIKES:</b> (For Use with YSSL10)                                     |          |          |
| 371 Strike with 1", 1-1/2", 1-3/4" or 2" lip with box                             | —        | \$2.00   |

**When Ordering:** Specify finish.

ACCENTRA®

ASSA ABLOY

## 350 SERIES MORTISE DEADLOCKS

| MODEL #                      | PRODUCT DESCRIPTION                        | 626      | 605 606 611 612 613E 618<br>619 625 629 630 693 BSP |
|------------------------------|--|----------|---|
| <b>350 SERIES DEADLOCKS:</b> |  |          |   |
| 351                          | Double Cylinder                            | \$603.00 | \$608.00  |
| 352                          | Single Cylinder Outside x Thumbturn Inside | \$536.00 | \$541.00  |
| 353                          | Single Cylinder Outside                    | \$484.00 | \$489.00  |
| 354                          | Exit (Thumbturn Inside Only)               | \$417.00 | \$422.00  |
| 356                          | Double Cylinder with Thumbturn Inside      | \$655.00 | \$660.00  |
| 357                          | Single Cylinder Outside x Thumbturn Inside | \$536.00 | \$541.00  |

| MODEL #                        | PRODUCT DESCRIPTION                | ORDERED WITH<br>LOCKSET | ORDERED SEPARTELY |
|--------------------------------|------------------------------------|-------------------------|-------------------|
| <b>THUMBTURNS AND STRIKES:</b> |                                    |                         |                   |
| 1827                           | Thumbturn for 352, 354, 356 & 357  | N/C                     | \$94.00           |
| 30S                            | Strike 3-1/2" x 1-1/8" (standard)  | STD                     | \$56.00           |
| 545N                           | Strike 4-7/8" x 1-1/4" (optional)  | N/C                     | \$39.00           |
| 31S                            | Strike Box - not plated (optional) | \$2.00                  | \$2.00            |

## AUXILIARY LATCH

| MODEL #                 | PRODUCT DESCRIPTION               | 605 606 612 625 626 |
|-------------------------|-----------------------------------|---------------------|
| <b>AUXILIARY LATCH:</b> |                                   |                     |
| YSSL10                  | Security SideLite Auxiliary Latch | \$235.00            |

When Ordering: Specify finish.

## AUXILIARY LOCKS

**ACCENTRA®**  
**ASSA ABLOY**

| MODEL #                     | PRODUCT DESCRIPTION            | PRICE EACH | CASE LOT | APPROX. SHIPPING WT. |
|-----------------------------|--------------------------------|------------|----------|----------------------|
| <b>AUXILIARY RIM LOCKS:</b> |                                |            |          |                      |
| 88                          | Auxiliary Security Latchlock   | \$115.00   | 30       | 35                   |
| 80                          | Auxiliary Security Latchlock   |            | 30       | 49                   |
| *112                        | Auxiliary Heavy-Duty Deadbolt  | \$190.00   | 6        | 12-1/2               |
| *112 1/4                    | Auxiliary Heavy-Duty Deadbolt  | \$224.00   | 6        | 14                   |
| *197                        | Auxiliary Jimmy-Proof Deadlock | \$190.00   | 6        | 12-1/2               |
| *197 1/4                    | Auxiliary Jimmy-Proof Deadlock | \$224.00   | 6        | 14                   |

\*Add suffix "F" for doors opening outward.

### SHELF BOX: 1

**NOTE:** Standard cylinders included with auxiliary locks are supplied PARA Keyed Different. No deduct for omitting cylinder.

| MODEL #         | PRODUCT DESCRIPTION                        | PRICE EACH |
|-----------------|--|------------|
| <b>STRIKES:</b> |  |            |
| 8RB             | Reverse Bevel Strike (for use with 80, 88) | \$70.00    |
| 112FS           | Strike (for use with 112)                  | \$30.00    |
| 197FS           | Flat Strike (for use with 197, 197 1/4)    | \$50.00    |

## VISUAL PACK AUXILIARY LOCKS

| MODEL #                     | PRODUCT DESCRIPTION            | PRICE EACH | CASE LOT | APPROX. SHIPPING WT. |
|-----------------------------|--------------------------------|------------|----------|----------------------|
| <b>AUXILIARY RIM LOCKS:</b> |                                |            |          |                      |
| V80                         | Auxiliary Security Latchlock   | \$115.00   | 5        | 17                   |
| V197                        | Auxiliary Jimmy-Proof Deadlock | \$190.00   | 5        | 12                   |

**NOTE:** Standard cylinders included with auxiliary locks are supplied PARA Keyed Different. No deduct for omitting cylinder.

**When Ordering:** Specify function and finish.

ACCENTRA®

ASSA ABLOY

## PADLOCKS PD400 SERIES

| MODEL #            | DESCRIPTION                                 | KEYED ALIKE / KEYED DIFFERENT |
|--------------------|---|-------------------------------|
| <b>FIXED CORE:</b> |   |                               |
| PD416              | 6-Pin, 5/16" Diameter Shackle               | \$119.00                      |
| PD2416             | 6-Pin, 5/16" Diameter & 2" Extended Shackle | \$125.00                      |
| PD3416             | 6-Pin, 5/16" Diameter & 3" Extended Shackle | \$128.00                      |

| OPTIONS                                     |  |     |         |
|---|--|-----|---------|
| Chain attached to shackle                   |  |     |         |
| Steel (Suffix "S42S" to model number)       |  | ADD | \$7.50  |
| Brass (Suffix "S42A" to model number)       |  | ADD | \$8.90  |
| Brass Shackles (Suffix "B" to model number) |  | ADD | \$7.50  |
| Master Keyed                                |  | ADD | \$18.00 |

**NOTE:** Padlocks operated by two (2) or more different keys same price as master keying. Furnished standard keyed different with 1801 cylinder. See pages [34](#), [39](#) and [46](#) for optional 2801, 5801 or K400 cylinder pricing.

**When Ordering:** Specify design, hand and finish.

## PADLOCKS PD500 SERIES



### INTERCHANGEABLE CORE:

| MODEL #        | DESCRIPTION                                       | LESS CORE | CASE LOT | SHIPPING<br>WT. LBS. |
|----------------|---|-----------|----------|----------------------|
| LFIC PADLOCKS  |   |           |          |                      |
| PD514          | 6-Pin, 5/16" Diameter Shackle                     | \$187.00  | 20       | 19                   |
| PD524          | 6-Pin, 3/8" Diameter Shackle                      |           |          |                      |
| PD534          | 7-Pin, 3/8" Diameter Shackle                      |           |          |                      |
| PD2514         | 6-Pin, 5/16" Diameter & 2" Extended Shackle       | \$189.00  | 18       | 17                   |
| PD2524         | 6-Pin, 3/8" Diameter & 2" Extended Shackle        |           |          |                      |
| PD2534         | 7-Pin, 3/8" Diameter & 2" Extended Shackle        |           |          |                      |
| PD3514         | 6-Pin, 5/16" Diameter & 3" Extended Shackle       | \$191.00  |          | 19                   |
| PD3524         | 6-Pin, 3/8" Diameter & 3" Extended Shackle        |           |          |                      |
| PD3534         | 7-Pin, 3/8" Diameter & 3" Extended Shackle        |           |          |                      |
| SFIC PADLOCKS: |   |           |          |                      |
| PD515          | 6- or 7-Pin, 5/16" Diameter Shackle               | \$89.00   | 20       | 19                   |
| PD525          | 6- or 7-Pin, 3/8" Diameter Shackle                |           |          |                      |
| PD2515         | 6- or 7-Pin, 5/16" Diameter & 2" Extended Shackle | \$91.00   |          |                      |
| PD2525         | 6- or 7-Pin, 3/8" Diameter & 2" Extended Shackle  |           |          |                      |
| PD3515         | 6- or 7-Pin, 5/16" Diameter & 3" Extended Shackle | \$93.00   | 18       |                      |
| PD3525         | 6- or 7-Pin, 3/8" Diameter & 3" Extended Shackle  |           |          |                      |

**NOTE:** LFIC and SFIC Padlocks furnished standard less core. Add master keyed core price when ordered with core. See pages [37](#) and [46](#) for available core pricing.

### FIXED CORE:

| MODEL #             | DESCRIPTION                                 | KEYED ALIKE /<br>KEYED DIFFERENT | CASE LOT | SHIPPING<br>WT. LBS. |
|---------------------|---|----------------------------------|----------|----------------------|
| FIXED CORE PADLOCKS |   |                                  |          |                      |
| PD516               | 6-Pin, 5/16" Diameter Shackle               | \$192.00                         | 20       | 19                   |
| PD526               | 6-Pin, 3/8" Diameter Shackle                |                                  |          |                      |
| PD2516              | 6-Pin, 5/16" Diameter & 2" Extended Shackle | \$196.00                         | 18       |                      |
| PD2526              | 6-Pin, 3/8" Diameter & 2" Extended Shackle  |                                  |          |                      |
| PD3516              | 6-Pin, 5/16" Diameter & 3" Extended Shackle | \$200.00                         |          |                      |
| PD3526              | 6-Pin, 3/8" Diameter & 3" Extended Shackle  |                                  |          |                      |

**NOTE:** Fixed core padlocks are 6-pin and furnished standard keyed different with 1801 cylinder. See pages [34](#), [39](#) and [46](#) for optional 2801, 5801 or K400 cylinder pricing.

| OPTIONS                                     |        |          |
|---|--------|----------|
| Chain attached to shackle                   |        |          |
| Steel (Suffix "S42S" to model number)       | ADD    | \$7.50   |
| Brass (Suffix "S42A" to model number)       | ADD    | \$8.90   |
| Chain attached to case                      |        |          |
| Steel (Suffix "C42S" to model number)       | ADD    | \$7.50   |
| Brass (Suffix "C42A" to model number)       | ADD    | \$8.90   |
| Brass Shackles (Suffix "B" to model number) | ADD    | \$7.50   |
| PD516 or PD526 x Less Cylinder              | DEDUCT | \$104.00 |
| PD516 or PD526 x MK                         | ADD    | \$18.00  |

**NOTE:** Padlocks operated by two (2) or more different keys same price as master keying.

ACCENTRA®

ASSA ABLOY

## PADLOCKS PD600 SERIES

| MODEL #            | DESCRIPTION                                 | KEYED ALIKE / KEYED DIFFERENT |
|--------------------|---|-------------------------------|
| <b>FIXED CORE:</b> |   |                               |
| PD616              | 6-Pin, 5/16" Diameter Shackle               | \$192.00                      |
| PD2616             | 6-Pin, 5/16" Diameter & 2" Extended Shackle | \$196.00                      |

| OPTIONS                               |  |     |         |
|---------------------------------------|--|-----|---------|
| Chain attached to shackle             |  |     |         |
| Steel (Suffix "S42S" to model number) |  | ADD | \$7.50  |
| Brass (Suffix "S42A" to model number) |  | ADD | \$8.90  |
| Chain attached to case                |  |     |         |
| Steel (Suffix "C42S" to model number) |  | ADD | \$7.50  |
| Brass (Suffix "C42A" to model number) |  | ADD | \$8.90  |
| Master Keyed                          |  | ADD | \$18.00 |

**NOTE:** Padlocks operated by two (2) or more different keys same price as master keying. Furnished standard keyed different with 1801 cylinder. See pages [34](#), [39](#) and [46](#) for optional 2801, 5801 or K400 cylinder pricing.

| MODEL #        | LIST PRICE | CASE LOT | APPROX. SHIPPING WT. |
|----------------|------------|----------|----------------------|
| <b>CHAINS:</b> |            |          |                      |
| 42A            | \$8.90     | 12       | 3/4                  |
| 42S            | \$7.50     | 12       | 3/4                  |

**When Ordering:** Specify function and finish.

EXIT DEVICES TABLE OF CONTENTS



7000 SERIES/ARCHITECTURAL EXIT DEVICES

|   |         |
|---|---------|
| Variations.....                                   | 121     |
| How to Order.....                                 | 122     |
| Mechanical Options.....                           | 123     |
| 7100 Series Exit Devices.....                     | 123     |
| 7100 Series Trim.....                             | 124-126 |
| 7130 Series Mortise Exit Devices.....             | 127     |
| 7130 Series Trim.....                             | 128     |
| 7200 Series Narrow Stile Exit Devices.....        | 129     |
| 7200 Series Trim.....                             | 130     |
| 7000 Series Electrified Exit Devices Options..... | 131     |
| 7000 Series Alarm Kits.....                       | 131     |
| 7000 Series Delayed Egress.....                   | 132     |
| Cylinders.....                                    | 133-134 |
| Miscellaneous.....                                | 134-136 |
| Removable Mullions.....                           | 137-138 |

6000 SERIES/ARCHITECTURAL EXIT DEVICES

|   |         |
|---|---------|
| Variations.....                                   | 139     |
| How to Order.....                                 | 140     |
| Mechanical Options.....                           | 141     |
| 6100ED Series Exit Devices.....                   | 1       |
| 6100ED Series Trim.....                           | 142-144 |
| 6130ED Series Mortise Exit Devices.....           | 145     |
| 6130ED Series Trim.....                           | 146     |
| 6200 Series Narrow Stile Exit Devices.....        | 147     |
| 6200 Series Trim.....                             | 148     |
| 6000 Series Electrified Exit Devices Options..... | 149     |
| 6000 Series Alarm Kits.....                       | 149     |
| Cylinders.....                                    | 150-151 |
| Miscellaneous.....                                | 152-153 |
| Removable Mullions.....                           | 154-155 |

2100 SERIES/FLATBAR EXIT DEVICES

|                               |         |
|-------------------------------|---------|
| Variations.....               | 157     |
| How to Order.....             | 158     |
| 2100 Series Exit Devices..... | 159     |
| 2100 Series Trim.....         | 160-161 |
| Cylinders.....                | 162     |
| Miscellaneous.....            | 163     |
| Removable Mullions.....       | 164     |

1800 SERIES/FLATBAR EXIT DEVICES

|                                  |     |
|----------------------------------|-----|
| Variations.....                  | 165 |
| How to Order.....                | 166 |
| 1800 Series Exit Devices.....    | 167 |
| 1800 Series Trims.....           | 167 |
| Cylinders and Miscellaneous..... | 168 |
| Mullions.....                    | 169 |
| Mullion Parts.....               | 169 |

1500 SERIES/TRADITIONAL EXIT DEVICES

|                               |         |
|-------------------------------|---------|
| Variations.....               | 171     |
| How to Order.....             | 172     |
| 1500 Series Exit Devices..... | 173     |
| 1500 Series Trim.....         | 174-175 |
| Cylinders.....                | 176     |
| Miscellaneous.....            | 177     |
| Removable Mullions.....       | 178     |



## 7000 SERIES EXIT DEVICES

**VARIATIONS:** Exit Devices and Trims are priced separately. In order to determine the full list price of a 7000 Series Exit Device with trim, it is necessary to add the list price of the device model number and the list price of the trim model number.

**STANDARD FINISHES:** Products will be furnished only in the following finishes.

| ANSI/BHMA CODE | FINISH DESCRIPTION                      |
|----------------|---|
| <b>BRASS:</b>  |   |
| 605            | Bright Brass, Clear Coated              |
| 606            | Satin Brass, Clear Coated               |
| <b>BRONZE:</b> |   |
| 611            | Bright Bronze, Clear Coated             |
| 612            | Satin Bronze, Clear Coated              |
| 613E           | Dark Oxidized Satin Bronze - equivalent |

| ANSI/BHMA CODE          | FINISH DESCRIPTION                           |
|-------------------------|--|
| <b>CHROME:</b>          |  |
| 625                     | Bright Chrome Plated (540F Series Trim Only) |
| 626                     | Satin Chrome Plated (trim only)              |
| <b>NICKEL:</b>          |  |
| 619                     | Satin Nickel Plated, Clear Coated            |
| <b>STAINLESS STEEL:</b> |  |
| 629                     | Bright Stainless Steel                       |
| 630                     | Satin Stainless Steel                        |
| <b>PAINTED:</b>         |  |
| 693                     | Black Painted                                |
| BSP                     | Black Suede Powder Coat                      |
| WSP                     | White Suede Powder Coat                      |

**CYLINDERS:** Standard 6-Pin cylinders included with 540F Series Rose Trim only. All other keyed trim priced less cylinder, the list price of the cylinder must be added if cylinders are required. Specify cylinder and cylinder collar with collar size.

| PRODUCT OPTIONS  | ADD      |
|--|----------|
| <b>DESIGNER LEVER:</b> (HA)  | \$398.00 |
| <b>DUST GUARD:</b> Prefix "D" to model number (refer to Cylinders/Keys catalog for available cylinders)  | \$79.00  |
| <b>DOOR WIDTH:</b>   |          |
| 24" Door Width (Suffix <b>-24</b> ) See note 4 page <a href="#">122</a> .  | \$0.00   |
| 30"-36" Door Width (Suffix <b>-36</b> )* Refer to the 7000 Series catalog for sizing capabilities.   | STD      |
| 36"-48" Door Width (Suffix <b>-48</b> )* Refer to the 7000 Series catalog for sizing capabilities.   | \$81.00  |
| Door thickness: Doors over 2-1/4"  | \$71.00  |
| <b>SLEEVE NUTS:</b> Factory orders only for exact quantity   |          |
| SN-104 (For interlock bracket on fire-rated mullions)  | \$4.00   |
| SN-134 (4 Pack)  | \$10.90  |
| <b>TORX® SECURITY HEAD SCREWS:</b> Standard size only  |          |
| Rim Exit Device  | \$63.00  |
| UL Rim Exit Device   |          |
| Surface Vertical Rod Exit Device (SVR)   | \$165.00 |
| Concealed Vertical Rod Exit Device (CVR)   | \$63.00  |
| Mortise Exit Device  | \$113.00 |
| 630F, 660F, 670F Series Trim   | \$8.00   |
| 121NL, 350F, 540F, 620F, 650F, 680F, 690F Series Trim  | N/A      |
| <b>ABRASIVE COATING:</b> On Touchbar Pad (ABCI)  | \$126.00 |
| <b>KNURLING:</b> .   |          |
| On Touch Pad, available in all finishes (KNI)  | \$242.00 |
| For outside trim (KNO)   | \$129.00 |
| <b>MICROSHIELD®:</b> Antimicrobial coating. Suffix <b>YMS</b> to model number for each exit device or trim that the coating will be applied.       | \$132.00 |
| <b>REFLECTION LEVERS:</b> The following levers are no longer available in 629 and 630 finishes, TT, TU, TW, TX, TY, UX, TG, TJ, TK, TE, TI and TD. | —        |

\*Delayed Egress "D": Option -48 fits doors 41"-48". Devices cannot be cut less than 41".

HOW TO ORDER



| 7 | X   | X   | X  | Suffix   | Size   | Design                                     | Trim                     | Finish                       | Other Info.   |
|---|---|---|--|--|--|--|--------------------------|------------------------------|---|
|   | <b>Second Digit:</b><br><br><b>"1"</b><br>Standard device, 4-1/2" (114mm) or wider door stile.<br><br><b>"2"</b><br>Narrow stile door or narrow escutcheon trim (500F, 510F Series) | <b>Third Digit:</b><br><br><b>"0"</b><br>Rim Device, Pullman Latch<br><br><b>"1"</b><br>SVR Device up to 8'<br><br><b>"2"</b><br>CVR Device, Metal Doors up to 8'<br><br><b>"3"</b><br>Mortise Device<br><br><b>"5"</b><br>SquareBolt®, Rim Security<br><br><b>"6"</b><br>CVR Device over 8', wood door or LBR<br><br><b>"7"</b><br>SVR Device over 8' or LBR | <b>Fourth Digit:</b><br><br><b>"0"</b><br>Standard<br><br><b>"5"</b><br>Cylinder Dogging (Not with suffix "F") | <b>Mechanical Feature</b><br><b>"F"</b> - Fire Exit Device<br><b>"M"</b> - Narrow escutcheon Trim in 4-1/2" (114mm) or wider door stile<br><b>"LBR"</b> - Less Bottom Rod (Note 2)<br><b>"K5"</b> - Mortise Device, EO or Entry by Key with/ without Rigid Knob.<br><b>"K8"</b> - Mortise Device, Entry by Knob<br><b>"L5"</b> - Mortise Device, Entry by Key with/ without Rigid Lever. (Note 1)<br><b>"L8"</b> - Mortise Device, Entry by Lever<br><b>"T5"</b> - Mortise Device with Thumbpiece Trim<br><b>"T8"</b> - Mortise Device, Active Thumbpiece Trim<br><b>"2"</b> - Double Cylinder Device (Note 3)<br><b>"WS"</b> - Windstorm Certified Products (Note 5, 6, 7)<br><b>5CH</b> - 5lb pressure release (Note 8)<br><br><b>ELECTRICAL FEATURE</b><br><b>"-A"</b> - Alarm Kit<br><b>"-B"</b> - Bar Monitor or Signaling<br><b>"-D"</b> - Delayed Egress<br><b>"-O"</b> - Outside Trim Monitor or Signaling<br><b>"MELR"</b> - Motor Latch Retraction<br><b>"-S"</b> - Bolt Status Monitor or Signaling<br><b>"-Safe"</b> - Mortise Device Trim Control (Lever Only)<br><b>"-Secure"</b> - Mortise Device Trim Control (Lever Only) | <b>Size:</b><br><br>DOW - (Door Opening Width)<br><br><b>"24"</b><br>24" DOW<br><br><b>"36"</b><br>30" to 36" DOW<br><br><b>"48"</b><br>36" to 48" DOW<br><br><b>Door Height:</b><br>-8 = 8' (2.44m)<br><br>-9 = 9' (2.74m)<br><br>-10 = 10' (3.05m) | <b>Trim Design</b><br>(Lever or knob only) | <b>Trim Model Number</b> | See Page <a href="#">121</a> | <b>Other Information:</b><br><br><b>Door Hand</b><br>RHR or LHR<br><br><b>Door Thickness</b><br>Over 1-3/4" (45mm)<br><br><b>Fastener Options</b><br>TORX® Security Screws<br>SNB (wood, composite, or unreinforced metal doors)<br><br><b>Specialty Cylinders &amp; components</b> |

NOTES:





1. Required for electrical feature, Suffix "-SAFE" or "-SECURE".  
 2. LBR available on 7160(F90) and 7170(F90) devices only.  
 3. For double cylinder devices, suffix "-2" after fourth digit.  
 4. If "-24" device is to be used with a DOW greater than 24", the device will ship without UL label. The 12" touchpad will not cover 50% of the device touchbar length.
5. "WS" applies only to 7150(F), 7250M(F) and 7170(F) devices.  
 6. Maximum opening size 8'0" x 8'0".  
 7. Contact Ceco, Curries® or Fleming for detailed frame/door requirements and limitations.  
 8. 5CH applies to 7100 Rim devices only.

| MAX. OPENING                                   | DOOR TYPE     | FIRE RATING    | MODEL NO. | STYLE  | STRIKE  |
|--|---------------|----------------|-----------|--------|---------|
| <b>SURFACE VERTICAL ROD (2 point latch):</b>   |               |                |           |        |         |
| 4' x 10'                                       | Metal or Wood | None           | 7110      | Wide   | Surface |
| 8' x 8'  | Metal or Wood | 3 Hour "A"     | 7110F     | Wide   | Surface |
| 4' x 10'                                       | Metal or Wood | None           | 7210M     | Wide   | Surface |
| 8' x 8'  | Metal or Wood | 3 Hour "A"     | 7210MF    | Wide   | Surface |
| 4' x 10'                                       | Alum/Metal    | None           | 7210      | Narrow | Surface |
| 4' x 10'                                       | Metal or Wood | None           | 7170      | Wide   | Surface |
| 8' x 10'                                       | Metal or Wood | 1-1/2 Hour "B" | 7170F90   | Wide   | Surface |
| <b>CONCEALED VERTICAL ROD (2 point latch):</b> |               |                |           |        |         |
| 4' x 10'                                       | Metal         | None           | 7120      | Wide   | Surface |
| 8' x 8'  | Metal         | 3 Hour "A"     | 7120F     | Wide   | Surface |
| 4' x 10'                                       | Metal or Wood | None           | 7160      | Wide   | Mortise |
| 8' x 10'                                       | Metal or Wood | 1-1/2 Hour "B" | 7160F90   | Wide   | Mortise |
| 4' x 10'                                       | Metal or Wood | None           | 7220M     | Wide   | Surface |
| 8' x 8'  | Metal         | 3 Hour "A"     | 7220MF    | Wide   | Surface |
| 4' x 10'                                       | Alum/Metal    | None           | 7220      | Narrow | Surface |





- NOTE:** Height must be specified when ordering Vertical Rod Exit Devices.
- "-7"** Openings up to 7' - Standard on 7110(F), 7210, 7210M(F), 7170 SVR.
  - "-8"** Openings 7' to 8' - Optional on SVR. Std on 7120(F), 7220, 7220M(F), 7160
  - "-9"** Openings 8' to 9' - Optional on 7170(F90), 7160(F90) CVR only.
  - "-10"** Openings 9' to 10' - Optional on 7170(F90), 7160(F90) CVR only.

When Ordering: Specify design, hand and finish.

## MECHANICAL OPTIONS

| OPTION                     | DESCRIPTION   | LIST PRICE<br>ADD |
|----------------------------|---|-------------------|
| BPL                        | Bottom Pullman Latch. Suffix <b>BPL</b> to 7110, 7120, 7160, 7170, 7210, 7210M, 7220 & 7220M Panic Rated surface vertical rod exits.  | \$52.00           |
| LBR                        | Less Bottom Rod. Suffix <b>LBR</b> to 7160 & 7170 series only.  | \$0.00            |
| LUM                        | Lumi-Lite® Photoluminescence Powder Coat. Suffix <b>LUM</b> to 7000 Series touchpad cover only.   | \$692.00          |
| WS                         | Windstorm certified. Suffix <b>WS</b> to 7150, 7170, 7250M series exits.                   | \$184.00          |
| YMS                        | MicroShield® antimicrobial coating. Suffix <b>YMS</b> to model number for each exit device or trim that the coating will be applied.  | \$132.00          |
| Cylinder Dogging           | Inside cylinder dogging for Panic Rated Exits only. Change fourth digit of model number from <b>"0"</b> to <b>"5"</b> . (Less cylinder)                                       | \$152.00          |
| Door Height over 8' to 10' | See catalog   | \$172.00          |
| 5CH                        | 5LB pressure release. Applies to 7100 Rim devices only.   | \$44.00           |
| 988Y                       | 12" Surface Bolt Kit - For Approved Windstorm Code Application - bring zinc plated finish  | \$248.00          |
| 988Y-1                     | 18" Surface Bolt Kit - For Approved Windstorm Code Application - bring zinc plated finish  |                   |
| 988Y-2                     | 24" Surface Bolt Kit - For Approved Windstorm Code Application - bring zinc plated finish  |                   |

## 7100 SERIES EXIT DEVICES

| MODEL #                        | PRODUCT DESCRIPTION   | 605 606 611 612 613E 619<br>629 630 693 BSP WSP |
|--------------------------------|---|---|
| <b>RIM:</b>                    |   |   |
| 7100                           | Panic Rated   | \$2,491.00                                      |
| 7100-2^                        | Panic Rated Double Cylinder   | \$2,769.00                                      |
| 7100F                          | Fire Rated  | \$2,766.00                                      |
| 7100F-2^                       | Fire Rated Double Cylinder  | \$3,044.00                                      |
| <b>SQUAREBOLT®:</b>            |   |   |
| 7150                           | Panic Rated   | \$2,582.00                                      |
| 7150-2^                        | Panic Rated Double Cylinder   | \$2,860.00                                      |
| 7150WS                         | Panic Rated Windstorm Certified  | \$2,766.00                                      |
| 7150F                          | Fire Rated  | \$2,857.00                                      |
| 7150F-2^                       | Fire Rated Double Cylinder  | \$3,135.00                                      |
| 7150FWS                        | Fire Rated Windstorm Certified   | \$3,041.00                                      |
| <b>SURFACE VERTICAL ROD:</b>   |   |   |
| 7110                           | Panic Rated   | \$3,275.00                                      |
| 7110F                          | Fire Rated  | \$3,564.00                                      |
| 7170                           | Panic Rated   | \$3,349.00                                      |
| 7170WS*                        | Panic Rated Windstorm Certified  | \$3,533.00                                      |
| 7170F                          | Fire Rated  | \$3,624.00                                      |
| 7170FWS*                       | Fire-Rated Windstorm Certified   | \$3,808.00                                      |
| <b>CONCEALED VERTICAL ROD:</b> |   |   |
| 7120                           | Panic Rated   | \$3,384.00                                      |
| 7120F                          | Fire Rated  | \$3,659.00                                      |
| 7160                           | Panic Rated   | \$3,515.00                                      |
| 7160F                          | Fire Rated  | \$3,790.00                                      |

\*Not approved for LBR

^Handed unit, handing must be specified

**When Ordering:** Specify width, hand and finish.  
Specify height for vertical rods.

**ACCENTRA®****ASSA ABLOY**

## TRIM

### FOR 7100 SERIES RIM, SQUAREBOLT®, SVR, CVR EXITS (ALL TRIMS PRICED LESS CYLINDER)

| MODEL # | PRODUCT DESCRIPTION | All Finishes |
|---------|---------------------|--------------|
| *121NL  | Nightlatch Trim     | \$94.00      |

Not recommended for VR exit devices. See page [133](#) for cylinder options.

## ROSE TRIMS

### FOR 7100 SERIES RIM, SQUAREBOLT®, SVR, CVR EXITS (STANDARD CYLINDERS INCLUDED)

| MODEL # | PRODUCT DESCRIPTION                         | 689 691 695 | 605 606 612<br>613E 619 625 626<br>693 BSP WSP |
|---------|---|-------------|--|
| 541F    | AU-MO-PB Key-In-Lever – Nightlatch          | \$727.00    | \$754.00                                       |
| 546F    | AU-MO-PB Key-In-Lever – Classroom           |             |  |
| 548F    | AU-MO-PB Active Lever – Dummy Free Wheeling | \$623.00    | \$650.00                                       |
| 549F    | AU-MO-PB Rigid Lever – Dummy Rigid          |             |  |

Heavy-duty 600F Trim required for 7160 CVR Series escutcheon applications. 540F Rose Trim available.

| OPTIONS    |  |     |        |
|------------|--|-----|--------|
| <b>B-</b>  | Prefix for SFIC core prep Key-In-Lever Trim<br>Available with AU, MO, and PB levers.         | ADD | \$0.00 |
| <b>M-</b>  | Prefix for Medeco®/ASSA® IC Core Prep Key-In-Lever Trim<br>Available with AU levers.         |     | \$0.00 |
| <b>S-</b>  | Prefix for Schlage® cylinder prep Key-In-Lever Trim<br>Available with AU, MO, and PB levers. |     | \$0.00 |
| <b>SI-</b> | Prefix for Schlage® IC Core Prep Key-In-Lever Trim.<br>Available with AU, MO, and PB levers. |     |        |

**NOTE:** See Page [132](#) for other cylinder options.

**When Ordering:** Specify design and finish.

## HEAVY-DUTY ESCUTCHEON TRIMS FOR 7100 SERIES RIM, SQUAREBOLT®, SVR, CVR EXITS (ALL TRIMS PRICED LESS CYLINDER)

| MODEL # | PRODUCT DESCRIPTION   | 605 606 611 <sup>2</sup> 612 613E 619<br>626' 629' 630' 693 BSP WSP |
|---------|---|---|
| 620F    | Blank Escutcheon – Exit Only-Lever/Knob Prep  | \$579.00  |
| 626F    | Lever x Escutcheon x Cylinder – Classroom/Storeroom<br>AR-AU-CR-JN-MO-PB-PN-VI-HA*  | \$817.00  |
| 627F    | Lever x Escutcheon x Cylinder – Nightlatch<br>AR-AU-CR-JN-MO-PB-PN-VI-HA*           |   |
| 628F    | Lever x Escutcheon – Passage and Dummy Free Wheeling<br>AR-AU-CR-JN-MO-PB-PN-VI-HA* |   |
| 629F    | Lever x Escutcheon – Dummy Rigid<br>AR-AU-CR-JN-MO-PB-PN-VI-HA*                     |   |
| 632F    | Pull x Escutcheon x Cylinder – Nightlatch   | \$579.00  |
| 633F    | Pull x T.P. x Escutcheon x Cylinder – Classroom/Storeroom                           | \$721.00  |
| 634F    | Pull x Escutcheon – Dummy   | \$579.00  |
| 635F    | Pull x T.P. x Escutcheon – Dummy/T-Piece  | \$721.00  |

\*See the Variations page for HA price add.

### WITH REFLECTIONS® LEVER DESIGNS:

| MODEL # | PRODUCT DESCRIPTION                                  | 605 606 611 612 613E 619<br>626' 629' 630' BSP WSP |
|---------|--|--|
| 626F    | Lever x Escutcheon x Cylinder – Classroom/Storeroom  | \$817.00   |
| 627F    | Lever x Escutcheon x Cylinder – Nightlatch           |  |
| 628F    | Lever x Escutcheon – Passage and Dummy Free Wheeling |  |
| 629F    | Lever x Escutcheon – Dummy Rigid                     |  |

1. Escutcheon is plated to simulate Stainless Steel.
2. 611 finish is not available on 630, 660 and 670 Series Trims.

**NOTE:** Cylinder reference indicates function only, all trims are less cylinder.  
See Page [133](#) for cylinders if required.

**When Ordering:** Specify design, hand and finish.

## HEAVY-DUTY OFFSET PULL TRIMS FOR 7100 SERIES RIM, SQUAREBOLT®, SVR, CVR EXITS (ALL TRIMS PRICED LESS CYLINDER)

| MODEL # | PRODUCT DESCRIPTION                                  | 605 606 611 612 613E 619<br>626' 629' 630' 693 BSP WSP |
|---------|--|--|
| 680F    | Offset Pull x Escutcheon (7-1/4") – Dummy            | \$825.00   |
| 681F    | Offset Pull x Escutcheon x Cyl (7-1/4") – Nightlatch |  |

## HEAVY-DUTY ELECTRIFIED TRIM FOR 7100 SERIES RIM, SQUAREBOLT®, SVR EXITS (ALL TRIMS PRICED LESS CYLINDER)

| MODEL # | PRODUCT DESCRIPTION  | 605 606 611 612 613E 619<br>626' 629' 630' 693 BSP WSP |
|---------|--|--|
| 690F    | Lever x Escutcheon x Cylinder x Fail Safe<br>AR-AU-CR-JN-MO-PB-PN-VI-HA*   | \$1,948.00   |
| 691F    | Lever x Escutcheon x Cylinder x Fail Secure<br>AR-AU-CR-JN-MO-PB-PN-VI-HA* |  |
| SM      | SPDT Lock and Unlock Monitor Switch  | \$503.00   |
| EX      | Trim Gasket for Exterior Applications                                      | \$49.00  |

\*See the Variations page for HA price add.

### WITH REFLECTIONS® LEVER DESIGNS:

| MODEL # | PRODUCT DESCRIPTION                         | 605 606 611 612 613E 619<br>626' 629' 630' BSP WSP |
|---------|---|--|
| 690F    | Lever x Escutcheon x Cylinder x Fail Safe   | \$1,948.00   |
| 691F    | Lever x Escutcheon x Cylinder x Fail Secure |  |

1. Escutcheon is plated to simulate Stainless Steel.

**NOTE:** Cylinder reference indicates function only, all trims are **less cylinder**.  
See Page [133](#) for cylinders if required.

**NOTE:** Heavy-duty 600F Trim required for 7160 CVR Series escutcheon applications. 540F Rose Trim available.  
690F and 691F trims are not for use on the 7160 CVR Device.

**When Ordering:** Specify design and finish.

7130 SERIES MORTISE EXIT DEVICES



| MODEL #  | PRODUCT DESCRIPTION         | 605<br>619 | 606<br>629 | 611<br>630 | 612<br>693 | 613E<br>BSP | WSP |
|----------|-----------------------------|------------|------------|------------|------------|-------------|-----|
| MORTISE: |                             |            |            |            |            |             |     |
| 7130     | Panic Rated                 |            |            |            |            | \$3,081.00  |     |
| 7130-2   | Panic Rated Double Cylinder |            |            |            |            | \$3,359.00  |     |
| 7130F    | Fire Rated                  |            |            |            |            | \$3,356.00  |     |
| 7130F-2  | Fire Rated Double Cylinder  |            |            |            |            | \$3,634.00  |     |

When Ordering: Specify weight, height, hand and finish.

ACCENTRA®

ASSA ABLOY

## HEAVY-DUTY ESCUTCHEON TRIMS FOR 7130 SERIES MORTISE EXIT DEVICES (ALL TRIMS PRICED LESS CYLINDER)

| MODEL # | PRODUCT DESCRIPTION   | 605 606 611 <sup>2</sup> 612 613E<br>619 626 <sup>1</sup> 629 <sup>1</sup> 630 <sup>1</sup> 693 BSP WSP |
|---------|---|---|
| 620F    | Blank Escutcheon – Exit Only-Lever/Knob Prep                              | \$579.00  |
| 634F    | Pull x Escutcheon – Dummy   | \$579.00  |
| 656F    | Lever x Escutcheon x Cylinder – Nightlatch<br>AR-AU-CR-JN-MO-PB-PN-VI-HA* | \$817.00  |
| 658F    | Lever x Escutcheon – Dummy Trim<br>AR-AU-CR-JN-MO-PB-PN-VI-HA*            |   |
| 661F    | Escutcheon x Cylinder – Nightlatch  | \$369.00  |
| 662F    | Pull x Escutcheon x Cylinder – Nightlatch                                 | \$579.00  |
| 673F    | Pull x T.P. x Escutcheon x Cylinder – Classroom/Storeroom x TT            | \$721.00  |
| 675F    | Pull x T.P. x Escutcheon – Passage x T-Piece                              |   |

\*See the Variations page for HA price add.

### WITH REFLECTIONS® LEVER DESIGNS:

| MODEL # | PRODUCT DESCRIPTION                        | 605 606 611 612 613E 619<br>626 <sup>1</sup> 629 <sup>1</sup> 630 <sup>1</sup> BSP WSP |
|---------|--|--|
| 656F    | Lever x Escutcheon x Cylinder – Nightlatch | \$817.00   |
| 658F    | Lever x Escutcheon – Dummy                 |  |

1. Escutcheon is plated to simulate Stainless Steel. See the Variations page for details.
2. 611 finish is not available on 630, 660 and 670 Series Trims.

## HEAVY-DUTY OFFSET PULL TRIM FOR 7130 SERIES MORTISE EXIT DEVICES (ALL TRIMS PRICED LESS CYLINDER)

| MODEL # | PRODUCT DESCRIPTION                                       | 605 606 611 612 613E 619<br>626 <sup>1</sup> 629 <sup>1</sup> 630 <sup>1</sup> 693 BSP WSP |
|---------|---|--|
| 684F    | Offset Pull x Escutcheon x Cylinder (7-1/4") – Nightlatch | \$876.00   |

1. Escutcheon is plated to simulate Stainless Steel.

**NOTE:** Cylinder reference indicates function only, all trims are **less cylinder**.  
Cylinder rings/collars not furnished with trim if ordered less cylinder.

See Page [133](#) for cylinders are required.



**When Ordering:** Specify design and finish.



## 7200 SERIES NARROW STILE EXIT DEVICES

| MODEL #                    | PRODUCT DESCRIPTION | 605 606 611 612 613E<br>619 629 630 693 BSP WSP |
|----------------------------|---------------------|---|
| <b>PANIC EXIT DEVICES:</b> |                     |   |
| 7200                       | Rim Panic Rated     | \$3,234.00                                      |
| 7250                       | SquareBolt® Panic   | \$3,325.00                                      |
| 7210                       | SVR Panic Rated     | \$3,855.00                                      |
| 7220                       | CVR Panic Rated     | \$3,946.00                                      |

## 7200M SERIES NARROW DESIGN EXIT DEVICES

| MODEL #                        | PRODUCT DESCRIPTION  | 605 606 611 612 613E<br>619 629 630 693 BSP WSP |
|--------------------------------|--|---|
| <b>RIM:</b>                    |  |   |
| 7200M                          | Panic Rated  | \$3,234.00                                      |
| 7200MF                         | Fire Rated   | \$3,509.00                                      |
| <b>SQUAREBOLT®:</b>            |  |   |
| 7250M                          | Panic Rated  | \$3,325.00                                      |
| 7250MWS                        | Panic Rated Windstorm Certified  Hurricane  | \$3,509.00                                      |
| 7250MF                         | Fire Rated   | \$3,600.00                                      |
| 7250MFWWS                      | Fire Rated Windstorm Certified  Hurricane | \$3,784.00                                      |
| <b>SURFACE VERTICAL ROD:</b>   |  |   |
| 7210M                          | Panic Rated  | \$3,855.00                                      |
| 7210MF                         | Fire Rated   | \$4,130.00                                      |
| <b>CONCEALED VERTICAL ROD:</b> |  |   |
| 7220M                          | Panic Rated  | \$3,946.00                                      |
| 7220MF                         | Fire Rated   | \$4,221.00                                      |

## TRIM

FOR 7200 SERIES RIM, SQUAREBOLT®, SVR, CVR EXITS  
(ALL TRIMS PRICED LESS CYLINDER)

| MODEL # | PRODUCT DESCRIPTION | All Finishes |
|---------|---------------------|--------------|
| *121NL  | Nightlatch Trim     | \$94.00      |

Not recommended for VR exit devices. See page [133](#) for cylinder options.

**When Ordering:** Specify width, hand and finish.  
Specify height for vertical rods.

## STANDARD DUTY OFFSET PULL TRIMS FOR 7200 SERIES RIM, SQUAREBOLT®, SVR, CVR EXITS (ALL TRIMS PRICED LESS CYLINDER)

| MODEL # | PRODUCT DESCRIPTION                                  | 605 606 611 612 613E<br>619 626 629 630 693 BSP WSP |
|---------|--|---|
| 480F    | Offset Pull x Escutcheon (7-1/4") – Dummy            | \$726.00  |
| 481F    | Offset Pull x Escutcheon x Cyl (7-1/4") – Nightlatch |   |
| 482F    | Offset Pull x Escutcheon (9", 15" & 18") – Dummy     |   |
| 483F    | Offset Pull x Esc x Cyl (9", 15" & 18") – Nightlatch |   |

## NARROW ESCUTCHEON TRIMS FOR 7200 SERIES RIM, SQUAREBOLT®, SVR, CVR EXITS (ALL TRIMS PRICED LESS CYLINDER)

| MODEL # | PRODUCT DESCRIPTION  | 605 606 611 612 613E<br>619 626 629 630 693 BSP WSP |
|---------|--|---|
| 500F    | Blank Escutcheon – Exit Only   | \$377.00  |
| 501F    | Escutcheon x Cylinder – Nightlatch   |   |
| 503F    | Thumbturn x Escutcheon x Cylinder – Classroom/Storeroom x TT                       | \$740.00  |
| 506F    | Lever x Escutcheon x Cylinder – Classroom/Storeroom<br>AR-AU-CR-JN-MO-PB-PN-VI-HA* | \$975.00  |
| 507F    | Thumbturn x Escutcheon – Passage x TT  | \$740.00  |
| 508F    | Lever x Escutcheon – Passage/Dummy<br>AR-AU-CR-JN-MO-PB-PN-VI-HA*                  | \$975.00  |
| 509F    | Lever x Escutcheon – Dummy<br>AR-AU-CR-JN-MO-PB-PN-VI-HA*                          |   |
| 512F    | Pull x Escutcheon x Cylinder – Nightlatch  | \$433.00  |
| 513F    | Pull x Escutcheon x Thumbturn x Cylinder – Classroom/Storeroom x TT                | \$907.00  |
| 514F    | Pull x Escutcheon – Nightlatch – Dummy Trim  | \$433.00  |
| 517F    | Pull x Escutcheon x Thumbturn – Classroom/Storeroom x TT – Passage                 | \$907.00  |
| 518F    | Pull x Escutcheon x Thumbpiece x Cylinder – Classroom/Storeroom x<br>T-Piece       | \$855.00  |
| 519F    | Pull x Escutcheon x Thumbpiece – Passage x T-Piece                                 |   |

\*See the Variations page for HA price add.

### WITH REFLECTIONS® LEVER DESIGNS:

| MODEL # | PRODUCT DESCRIPTION                                 | 605 606 611 612<br>613E 619 626 629' 630' |
|---------|---|---|
| 506F    | Lever x Escutcheon x Cylinder – Classroom/Storeroom | \$975.00                                  |
| 508F    | Lever x Escutcheon – Passage/Dummy                  |   |
| 509F    | Lever x Escutcheon – Dummy                          |   |

**NOTE:** Cylinder reference indicates function only, all trims are **less cylinder**.  
Cylinder rings/collars not furnished with trims ordered less cylinders.  
See Page [133](#) for cylinders if required.

**When Ordering:** Specify design and finish.

## 7000 SERIES ELECTRIFIED EXIT DEVICES

## ELECTRIFIED OPTIONS CHART:

| MODEL #     | EXIT DEVICE DESCRIPTION               | A | B | D | O | MELR | S | SAFE | SECURE |
|-------------|---------------------------------------|---|---|---|---|------|---|------|--------|
| 7100(F)     | Rim Exit Device (Wide)                | X | X | X | X | X    | X |      |        |
| 7110(F)     | Surface Vertical Rod (Wide)           | X | X | X | X | X    | X |      |        |
| 7120(F)     | Concealed Vertical Rod (Wide)         | X | X | X | X | X    | X |      |        |
| 7130(F)     | Mortise Exit Device (Wide)            | X | X | X | X | X    | X | X    | X      |
| 7150(F)     | Rim SquareBolt® Device (Wide)         | X | X | X | X | X    | X |      |        |
| 7150(F)WS   | Rim SquareBolt® Windstorm (Wide)      | X | X |   | X | X    | X |      |        |
| 7160(F90)   | Concealed Vertical Rod (Wide)         | X | X | X | X | X    | X |      |        |
| 7170(F90)   | Surface Vertical Rod (Wide)           | X | X | X | X | X    | X |      |        |
| 7170(F90)WS | Surface Vertical Rod Windstorm (Wide) | X | X |   | X | X    | X |      |        |
| 7200(M)(F)  | Rim Exit Device (Narrow)              | X | X | X |   | X    | X |      |        |
| 7210(M)(F)  | Surface Vertical Rod (Narrow)         | X | X | X |   | X    | X |      |        |
| 7220(M)(F)  | Concealed Vertical Rod (Narrow)       | X | X | X |   | X    | X |      |        |
| 7250(M)(F)  | Rim SquareBolt® Device (Narrow)       | X | X | X |   | X    | X |      |        |

## ELECTRIFIED OPTIONS:

| OPTION | DESCRIPTION  | LIST PRICE ADD |
|--------|--|----------------|
| A      | Alarm Kit (less cylinder)  | \$1,256.00     |
| B      | Touchbar Monitoring or Signaling REX   | \$396.00       |
| D      | Delayed Egress   | \$2,800.00     |
| O      | Trim Monitoring or Signaling   | \$396.00       |
| MELR   | Motor Latch Retraction   | \$1,411.00     |
| S      | Latchbolt Status Monitoring or Signaling                                       | \$421.00       |
| SAFE   | Mortise Device Lock with Outside Trim Control (Fail Unlock) – Lever Trims Only | \$1,290.00     |
| SECURE | Mortise Device Lock with Outside Trim Control (Fail Lock) – Lever Trims Only   |                |

**NOTE:** Latchbolt status monitor required for 7110, 7170 and 7210 series surface vertical rod exit devices with alarms.

Example: 7110AS x Door Width x Door Height x RHR x 630

## MELR KITS:

| MODEL #       | PRODUCT DESCRIPTION   | LIST PRICE |
|---------------|---|------------|
| RMELR-36      | Motor Latch Retraction Kit for the 7100-36 Exits  | \$1,411.00 |
| RMELR-36-0    | Motor Latch Retraction Kit for the 7100-36 Exits w/the O Electrified Option                   | \$1,807.00 |
| RMELR-36-WS   | Motor Latch Retraction Kit for the 7100-36 Exits w/the WS Option                              | \$1,595.00 |
| RMELR-36-0-WS | Motor Latch Retraction Kit for the 7100-36 Exits w/the WS Option and the O Electrified Option | \$1,991.00 |
| RMELR-38      | Motor Latch Retraction Kit for the 7200-36 Exits  | \$1,411.00 |
| RMELR-38-0    | Motor Latch Retraction Kit for the 7200-36 Exits w/the O Electrified Option                   | \$1,807.00 |
| RMELR-48      | Motor Latch Retraction Kit for the 7100-48 Exits  | \$1,411.00 |
| RMELR-48-0    | Motor Latch Retraction Kit for the 7100-48 Exits w/the O Electrified Option                   | \$1,807.00 |
| RMELR-48-WS   | Motor Latch Retraction Kit for the 7100-48 Exits w/the WS Option                              | \$1,595.00 |
| RMELR-48-0-WS | Motor Latch Retraction Kit for the 7100-48 Exits w/the WS Option and the O Electrified Option | \$1,991.00 |

## ACCESSORIES:

| MODEL #      | PRODUCT DESCRIPTION          | LIST PRICE |
|--------------|------------------------------|------------|
| 60-7700-0159 | Motor Control & Housing Assy | \$512.00   |
| 60-7700-0359 | Harness Assy                 | \$37.00    |

## ALARM KITS:

| MODEL # | PRODUCT DESCRIPTION       | LIST PRICE |
|---------|---------------------------|------------|
| 7116-36 | Alarm Kit (Less cylinder) | \$1,256.00 |
| 7116-48 | Alarm Kit (Less cylinder) |            |
| 7216-36 | Alarm Kit (Less cylinder) |            |

**NOTE:** The 7116 alarm kit cannot be retrofitted in the field to the 7110(F), 7170(F), 7210 or 7210M(F) surface vertical rod exit devices. This option is available as a factory order only.

**When Ordering:** Specify design and finish.

7000 SERIES DELAYED EGRESS EXIT DEVICES



| SUFFIX   | PRODUCT DESCRIPTION  | LIST PRICE<br>OPTION ADDS |
|--|--|---------------------------|
| NFPA 30  | 30-Second Delay Board "NFPA"   | N/C                       |
| BOCA 15  | 15-Second Delay Board "BOCA"   |                           |
| BOCA 30  | 30-Second Delay Board "BOCA"   |                           |
| OPTIONS AVAILABLE WITH RIM, SQUAREBOLT® EXITS:       |  |                           |
| D  | Delayed Exit Only or with Outside Trim Entry                                     | \$2,800.00                |
| D x S  | Delayed Exit Only or Outside Trim Entry with Bolt Monitor                        | \$3,221.00                |
| D x O  | Delayed Exit with Outside Trim Entry with DPS by Others                          | \$3,196.00                |
| D x O x S  | Delayed Exit with Outside Trim Entry with Bolt Monitor and DPS by Others         | \$3,617.00                |
| OPTIONS AVAILABLE WITH CONCEALED VERTICAL ROD EXITS: |  |                           |
| D  | Delayed Exit Only or Outside Trim Entry  | \$2,800.00                |
| D x S  | Delayed Exit Only or Outside Trim Entry with Vertical Rod Monitor                | \$3,221.00                |
| D x O  | Delayed Exit with Outside Trim Entry with DPS by others                          | \$3,196.00                |
| D x O x S  | Delayed Exit with Outside Trim Entry with Vertical Rod Monitor and DPS by others | \$3,617.00                |
| OPTIONS AVAILABLE WITH MORTISE EXITS:                |  |                           |
| D  | Delayed Exit Only or Outside Trim Entry  | \$2,800.00                |
| D x O  | Delayed Exit with Outside Trim Entry with DPS by others                          | \$3,196.00                |
| D x SAFE   | Delayed Exit with Electric Trim Control Fail Safe                                | \$4,090.00                |
| D x SECURE   | Delayed Exit with Electric Trim Control Fail Secure                              |                           |

**NOTES:** Suffix options required to product model number.  
See page [212](#) for power supplies and electrified accessories.

**When Ordering:** Specify finish.  
Specify cylinder ring/collar size where required.

## CYLINDERS

| MODEL #   | PRODUCT DESCRIPTION   | *ALL FINISHES |
|---|---|---------------|
| <b>RIM CYLINDERS FOR 480F, 500F, 510F, 620F, 630F, 680F, 690F SERIES AND 121NL NIGHTLATCH TRIM:</b> |   |               |
| 1109  | Standard Cylinder 6-Pin   | \$119.00      |
| 1109  | Standard Cylinder 7-Pin   | \$121.00      |
| 1709  | CMK Cylinder 6-Pin  | \$137.00      |
| 1709  | CMK Cylinder 7-Pin  | \$139.00      |
| 1193  | Large Format Interchangeable Core Cylinder 6-Pin  | \$214.00      |
| 1193  | Large Format Interchangeable Core Cylinder 7-Pin  | \$216.00      |
| 5109  | Security Cylinder 6-Pin   | \$470.00      |
| 5109  | Security Cylinder 7-Pin   | \$474.00      |
| U5109   | High Security Cylinder 6-Pin  | \$628.00      |
| U5109   | High Security Cylinder 7-Pin  | \$632.00      |
| 5193  | Security Large Format Interchangeable Core Cylinder 6-Pin                               | \$581.00      |
| 5193  | Security Large Format Interchangeable Core Cylinder 7-Pin                               | \$585.00      |
| K300  | ASSA ABLOY ACCENTRA® KeyMark® Cylinder 6- or 7-Pin                                      | \$150.00      |
| K840  | ASSA ABLOY ACCENTRA® KeyMark Large Format Interchangeable Core Cylinder 6-Pin or 7-Pin  | \$258.00      |
| K640  | ASSA ABLOY ACCENTRA® KeyMark Small Format Interchangeable Core Cylinder 6- or 7-Pin     | \$252.00      |
| A640  | Best® Keyway Small Format Interchangeable Core Cylinder 6- or 7-Pin                     | \$203.00      |
| 2109  | Schlage® "C" Keyway Cylinder 6-Pin - 0-bitted or Keyed Random                           | \$119.00      |
| <b>MORTISE CYLINDERS FOR 650F, 660F, 670F, 680F SERIES TRIM &amp; CYLINDER DOGGING:</b>             |   |               |
| 2153  | Standard Cylinder 6-Pin   | \$119.00      |
| 2153  | Standard Cylinder 7-Pin   | \$121.00      |
| 2196  | Large Format Interchangeable Core Cylinder 6-Pin  | \$214.00      |
| 2197  | Large Format Interchangeable Core Cylinder 7-Pin  | \$216.00      |
| 5153  | Security Cylinder 6-Pin   | \$470.00      |
| 5153  | Security Cylinder 7-Pin   | \$474.00      |
| U5153   | High Security Cylinder 6-Pin  | \$628.00      |
| U5153   | High Security Cylinder 7-Pin  | \$632.00      |
| 5196  | Security Large Format Interchangeable Core Cylinder 6-Pin                               | \$581.00      |
| 5197  | Security Large Format Interchangeable Core Cylinder 7-Pin                               | \$585.00      |
| K100  | ASSA ABLOY ACCENTRA® KeyMark® Cylinder 6- or 7-Pin                                      | \$139.00      |
| K820  | ASSA ABLOY ACCENTRA® KeyMark® Large Format Interchangeable Core Cylinder 6-Pin or 7-Pin | \$258.00      |
| K620  | ASSA ABLOY ACCENTRA® KeyMark® Small Format Interchangeable Core Cylinder 6-Pin or 7-Pin | \$252.00      |
| A620  | Best® Keyway Small Format Interchangeable Core Cylinder 6- or 7-Pin                     | \$203.00      |

**NOTE:** Cylinder rings/collars furnished at no charge when ordered with cylinder.  
Specify ring/collar size when ordering.

\*Rim cylinders not available in 629 or 630 finishes.

**When Ordering:** Specify finish.  
Specify cylinder ring/collar size where required.

CYLINDERS



| MODEL #  | PRODUCT DESCRIPTION   | ADD TO TRIM | ORDERED SEPARATELY |
|--|---|-------------|--------------------|
| <b>COMPONENT CYLINDERS FOR 540F SERIES TRIM:</b> |   |             |                    |
| 1802   | Standard Cylinder 6-Pin   | STD         | \$104.00           |
| 1802A  | Standard Cylinder 7-Pin   | \$2.00      | \$106.00           |
| 5802   | Security Cylinder 6-Pin   | \$308.00    | \$412.00           |
| 5802A  | Security Cylinder 7-Pin   | \$312.00    | \$416.00           |
| 1210   | Large Format Interchangeable Core Only 6-Pin                                    | \$95.00     | \$95.00            |
| 1220   | Large Format Interchangeable Core Only 7-Pin                                    | \$97.00     | \$97.00            |
| 5210   | Security Large Format Interchangeable Core Only 6-Pin                           | \$379.00    | \$379.00           |
| 5220   | Security Large Format Interchangeable Core Only 7-Pin                           | \$383.00    | \$383.00           |
| K402   | ASSA ABLOY ACCENTRA® KeyMark® Cylinder  | \$27.00     | \$131.00           |
| K800   | ASSA ABLOY ACCENTRA® KeyMark® Large Format Interchangeable Core Only 6-or 7-Pin | \$139.00    | \$139.00           |
| K600   | ASSA ABLOY ACCENTRA® KeyMark® Small Format Interchangeable Core Only 6-or 7-Pin | \$133.00    | \$133.00           |
| A600   | Best® Keyway Small Format Interchangeable Core Only 6-or 7-Pin                  | \$84.00     | \$84.00            |
| 2802   | Schlage® "C" Keyway Cylinder 6-Pin - 0-bitted or Keyed Random                   | \$0.00      | \$104.00           |
| 3804   | Other Manuf. Keyway Cylinder 6-Pin - Keyed Random, Specify Keyway               | \$27.00     | \$131.00           |

ASSA ABLOY ACCENTRA® KeyMark® and Security products are priced separately. The cylinders are not discounted the same as the trim.

**When Ordering:** Specify finish.  
Specify cylinder ring/collar size where required.

MISCELLANEOUS

| MODEL #                  | PRODUCT DESCRIPTION  | LIST PRICE |
|--------------------------|--|------------|
| <b>LONG SPINDLE KIT:</b> |  |            |
| 81-9500-1665-000         | 2" – 2-1/2" door thickness for 620F and 630F series trim     | \$63.00    |
| 81-9500-1635-000         | 2-1/2" – 3-1/2" door thickness for 620F and 630F series trim | \$132.00   |
| 81-9500-1636-000         | 3-1/2" – 4-1/2" door thickness for 620F and 630F series trim |            |

| PART #                | PRODUCT DESCRIPTION                                | LIST PRICE |
|-----------------------|--|------------|
| <b>CLADDING KITS:</b> |  |            |
| 81-9500-1017-000      | 1/4" Interior CVR Cladding Kit (7160)              | \$132.00   |
| 81-9500-1018-000      | 1/4" Interior CVR Cladding Kit (7120, 7220, 7220M) |            |
| 81-9500-1009-000      | 3/8" Interior CVR Cladding Kit (7160)              | \$221.00   |
| 81-9500-1010-000      | 3/8" Interior CVR Cladding Kit (7120, 7220, 7220M) |            |
| 81-9500-1013-000      | 1/2" Interior CVR Cladding Kit (7160)              | \$248.00   |
| 81-9500-1014-000      | 1/2" Interior CVR Cladding Kit (7120, 7220, 7220M) |            |
| 81-9500-1015-000      | 5/8" Interior CVR Cladding Kit (7160)              | \$304.00   |
| 81-9500-1016-000      | 5/8" Interior CVR Cladding Kit (7120, 7220, 7220M) |            |

ACCENTRA®


ASSA ABLOY

## MISCELLANEOUS

| MODEL #                      | PRODUCT DESCRIPTION                  | ALL FINISHES |
|------------------------------|--------------------------------------|--------------|
| <b>CYLINDER DOGGING KIT:</b> |                                      |              |
| 715-48                       | Cylinder Dogging Kit (less cylinder) | \$281.00     |

| MODEL #                | PRODUCT DESCRIPTION | 605 606 611 612 613E 619<br>629 630 693 BSP WSP |
|------------------------|---------------------|---|
| <b>DUMMY PUSH BAR:</b> |                     |   |
| 720 DB                 | Dummy Push Bar      | \$1,118.00                                      |

| MODEL #  | PRODUCT DESCRIPTION  | ORDERED W/<br>DEVICE ADD | ORDERED<br>SEPARATELY |
|--|--|--------------------------|-----------------------|
| <b>TOUCH PAD COVERS: (INDICATE LENGTH, 36" OR 48")</b> |  |                          |                       |
| 730 SS   | Stainless Steel  | N/C                      | \$205.00              |
| 730 (FIN)  | Specify Finish   | N/C                      | \$234.00              |
| 730 LUM  | Lumi-Lite® Photoluminescence Powder Coat (Indicate "LUM" option with device) | \$692.00                 | \$852.00              |

| MODEL #                 | PRODUCT DESCRIPTION  | ORDERED W/<br>DEVICE ADD | ORDERED<br>SEPARATELY |
|-------------------------|--|--------------------------|-----------------------|
| <b>STRIKES (BLACK):</b> |  |                          |                       |
| 702                     | Floor Strike (optional)  | N/C                      | \$59.00               |
| 712                     | Strike for Overlapping Astragal (optional for 7130)  | N/C                      |                       |
| 718                     | Open Back Strike (optional)  | \$202.00                 | \$261.00              |
| 726                     | Strike and Angle Bracket   | N/C                      | \$113.00              |
| 757F                    | Rim Strike 7100(F), 7200M(F)   | N/C                      | \$107.00              |
| 757FWS                  | Rim Strike for Windstorm Devices 7150(F)WS, 7250M(F)WS   | N/C                      | \$151.00              |
| 759                     | Rim Strike, 7200  Hurricane | N/C                      | \$78.00               |
| 761                     | Top Strike Recessed 7160(F)  | N/C                      | \$113.00              |
| 790                     | Floor Strike   | N/C                      | \$59.00               |
| 791                     | Top Strike   | N/C                      | \$113.00              |
| 793                     | Rim Strike (optional)  | N/C                      | \$94.00               |
| 794                     | Bottom Flush Strike (optional)   | N/C                      | \$59.00               |
| 797                     | Top Strike Bracket (SVR optional)  | N/C                      | \$8.00                |
| 798                     | Mortise Strike   | N/C                      | \$59.00               |
| 202                     | Strike Box (not finished, optional)  | \$2.00                   | \$2.00                |




When Ordering: Specify finish.

MISCELLANEOUS

| MODEL #                       | PRODUCT DESCRIPTION  | ALL FINISHES |
|-------------------------------|--|--------------|
| <b>END CAP KITS AND MISC:</b> |  |              |
| ECK1                          | Flush End Cap Kit (81-9500-0620-FIN) No charge when ordered with device.                   | \$134.00     |
| ECK7                          | Standard End Cap Kit<br>No charge when ordered with device.                                | \$119.00     |
| 60-7000-0815                  | Schlage® cam and housing assembly  | \$35.00      |
| 1145VD                        | Tailpiece for 1109 cylinders to operate Von Duprin® (No charge when ordered with cylinder) | \$7.10       |

| MODEL #                                | PRODUCT DESCRIPTION  | ALL FINISHES |
|--|--|--------------|
| <b>MORTISE LOCKS (LOCK BODY ONLY):</b> |  |              |
| 35LF                                   | Mortise Lock Storeroom - Lever Trim (60-7030-0391 x Hand)      | \$996.00     |
| 35KF                                   | Mortise Lock Storeroom - Knob Trim (60-7030-0387 x Hand)       |              |
| 35TF                                   | Mortise Lock Storeroom - Thumbpiece Trim                       |              |
| 38LF                                   | Mortise Lock Classroom - Lever Trim (60-7030-0393 x Hand)      |              |
| 38KF                                   | Mortise Lock Classroom - Knob Trim (60-7030-0389 x Hand)       |              |
| 38TF                                   | Mortise Lock Classroom - Thumbpiece Trim 60-07030-0385 x Hand) |              |

| PRODUCT #                                 | PRODUCT DESCRIPTION | ALL FINISHES |
|---|---------------------|--------------|
| EXTENSIONS FOR 7000 SERIES VERTICAL RODS: |                     |              |
| 7010-2                                    | 2" Extension        | \$122.00     |
| 7010-6                                    | 6" Extension        | \$139.00     |
| 7010-12                                   | 12" Extension       | \$156.00     |
| 7010-24                                   | 24" Extension       | \$184.00     |
| DOGGING KEY: (size 5/16" - no finish)     |                     | \$2.00       |
| DRILL JIG: (throw away - no finish)       |                     |              |









| PRODUCT #                         | PRODUCT DESCRIPTION  | BLACK    |
|-----------------------------------|--|----------|
| SHIM KITS TO CLEAR GLASS MOLDING: |  |          |
| 723                               | 7100 Series Rim, Mortise & CVR   | \$174.00 |
| 723NS                             | 7200 Series Rim & CVR  |          |
| 724                               | 7110, 7170 Series SVR  | \$239.00 |
| 724NS                             | 7210 Series SVR  |          |
| 723WS                             | 7150(F)WS Windstorm  Hurricane  | \$260.00 |
| 723NSWS                           | 7250M(F)WS Windstorm  Hurricane |          |
| 724WS                             | 7170(F)WS Windstorm  Hurricane  |          |
| ANTI-PRY:                         |  |          |
| 725                               | 7100 Rim and 7150 SquareBolt® Anti-pry Bracket   | \$90.00  |

| PART #           | PRODUCT DESCRIPTION  | LIST PRICE |
|------------------|--|------------|
| 60-7000-9100-999 | Plastic Installation Template used for installation of all 7100 and 7200 Devices | \$5.70     |

When Ordering: Specify finish where required.



## REMOVABLE MULLIONS

| MODEL #                          | PRODUCT DESCRIPTION   | 600        | 628 695    |
|----------------------------------|---|------------|------------|
| <b>REMOVABLE MULLIONS:</b>       |   |            |            |
| M200                             | Steel Mullion - Panic Rated x 7'2"  | \$1,056.00 | —          |
| M200F                            | Steel Mullion – 3 Hour Fire Rated x 7'2"  | \$1,468.00 |            |
| M200F                            | Steel Mullion – 3 Hour Fire Rated x 10'   | \$1,494.00 |            |
| M200FWS                          | Steel Mullion – 3 Hour Fire Rated, Windstorm Certified x 7'2"*   | \$2,016.00 |            |
| M200FWS                          | Steel Mullion – 3 Hour Fire Rated, Windstorm Certified x 8'*     | \$2,046.00 |            |
| M200SM                           | Split Mullion - Steel Panic Rated x 8'  | \$1,340.00 |            |
| M300                             | Aluminum Mullion - Specify 8' or 10' (For 9' specify 10' and cut in field)  | —          | \$1,757.00 |
| <b>KEYED REMOVABLE MULLIONS:</b> |   |            |            |
| KRM200                           | Steel Mullion - Panic Rated x 7'2"  | \$1,755.00 | —          |
| KRM200F                          | Steel Mullion – 1-1/2 Hour Fire Rated x 7'2"  | \$2,120.00 |            |
| KRM200F                          | Steel Mullion – 1-1/2 Hour Fire Rated x 10'   | \$2,148.00 |            |
| KRM200FWS                        | Steel Mullion – 3 Hour Fire Rated, Windstorm Certified x 7'2"    | \$2,632.00 |            |
| KRM200FWS                        | Steel Mullion – 3 Hour Fire Rated, Windstorm Certified x 8'      | \$2,654.00 |            |
| KRM200SM                         | Split Mullion - Steel Panic Rated x 8'  | \$1,979.00 |            |

\*For use with UL Listed door assemblies that comply to FEMA 361 and ICC 500.

### NOTES:

Mullion Cylinder Kit not included with KRM Mullions. Must order separately.

Mullions longer than 8' must be ordered as fire rated option x 10' length. Fire rating is valid only up to 96".

| MODEL                        | PRODUCT DESCRIPTION   | LIST PRICE |
|------------------------------|---|------------|
| <b>MULLION CYLINDER KITS</b> |   |            |
| AMCK1                        | KRM200 - Steel Mullion - Panic Rated x 7'2"                                     | \$119.00   |
|                              | KRM200F - Steel Mullion - 1-1/2 Hour Fire Rated x 7'2" or 10'                   |            |
|                              | KRM200SM - Split Mullion - Steel Panic Rated x 8'                               |            |
| AMCK2                        | KRM200FWS - Steel Mullion - 3 Hour Fire Rated, Windstorm Certified x 7'2" or 8' |            |

\*Specify Finish and Cylinder Key Code when ordering

**Ex:** AMCK1 x FINISH x CYLINDER CODE (i.e. AMCK1 x 630 x CT6)

| MODEL  | PRODUCT DESCRIPTION  | CYLINDER LENGTH | COLLAR SIZE    |            | ALL FINISHES |
|--|--|-----------------|----------------|------------|--------------|
|  |  |                 | STD. MULLION / | WS MULLION |              |
| MORTISE CYLINDERS FOR KRM SERIES: (CYLINDERS ARE NOT INCLUDED WITH MULLIONS, MUST BE ORDERED SEPARATELY) |  |                 |                |            |              |
| 2153   | Standard Cylinder 6-Pin  | 1-1/8"          | 1765.312       | 1765.156   | \$119.00     |
| 2153   | Standard Cylinder 7-Pin  | 1-1/4"          | 1765.500       | 1765.250   | \$121.00     |
| 2196   | Large Format Interchangeable Core Cylinder 6-Pin                                     | 1-1/2"          | 1765.750       | 1765.500   | \$214.00     |
| 2197   | Large Format Interchangeable Core Cylinder 7-Pin                                     | 1-11/16"        | 1765.844       | 1765.719   | \$216.00     |
| 5153   | Security Cylinder 6-Pin  | 1-1/8"          | 1765.312       | 1765.156   | \$470.00     |
| 5153   | Security Cylinder 7-Pin  | 1-1/4"          | 1765.500       | 1765.250   | \$474.00     |
| 5196   | Security Large Format Interchangeable Core Cylinder 6-Pin                            | 1-1/2"          | 1765.750       | 1765.500   | \$581.00     |
| 5197   | Security Large Format Interchangeable Core Cylinder 7-Pin                            | 1-11/16"        | 1765.844       | 1765.719   | \$585.00     |
| K100   | ASSA ABLOY ACCENTRA® KeyMark® Cylinder 6- or 7-Pin                                   | 1-1/8"          | 1765.312       | 1765.156   | \$139.00     |
| K100   | ASSA ABLOY ACCENTRA® KeyMark® Cylinder 6- or 7-Pin                                   | 1-1/4"          | 1765.500       | 1765.250   |              |
| K100   | ASSA ABLOY ACCENTRA® KeyMark® Cylinder 6- or 7-Pin                                   | 1-1/2"          | 1765.750       | 1765.500   | \$295.00     |
| K820   | ASSA ABLOY ACCENTRA® KeyMark® Large Format Interchangeable Core Cylinder 6-Pin       | 1-1/2"          | 1765.750       | 1765.500   | \$258.00     |
| K820   | ASSA ABLOY ACCENTRA® KeyMark® Large Format Interchangeable Core Cylinder 7-Pin       | 1-11/16"        | 1765.844       | 1765.719   |              |
| K620   | ASSA ABLOY ACCENTRA® KeyMark® Small Format Interchangeable Core Cylinder 6-Pin       | 1-1/4"          | 1765.500       | 1765.250   | \$252.00     |
| K620   | ASSA ABLOY ACCENTRA® KeyMark® Small Format Interchangeable Core Cylinder 6- or 7-Pin | 1-3/8"          | 1765.563       | 1765.500   |              |
| A620   | Best® Keyway Small Format Interchangeable Core Cylinder 6-Pin                        | 1-1/4"          | 1765.500       | 1765.250   | \$203.00     |
| A620   | Best® Keyway Small Format Interchangeable Core Cylinder 6- or 7-Pin                  | 1-3/8"          | 1765.563       | 1765.500   |              |
| 2553*  | Schlage® "C" Keyway Cylinder 6-Pin - 0-bitted or Keved Random                        | 1-1/8"          | 1765.312       | 1765.156   | \$119.00     |

**NOTE:** Cylinder collars are furnished at no charge when ordered with cylinder. Specify collar size when ordering.

\*2553 only available in 606, 612, and 626 finishes.

PARTS AND ACCESSORIES



| MODEL/PART #     | PRODUCT DESCRIPTION   | LIST PRICE |
|------------------|---|------------|
| M102S            | Mullion Stabilizer Kit (for M300)                                       | \$140.00   |
| M203             | Door Frame Spacer Block   | \$78.00    |
| M204             | Door Frame Angle Bracket  |            |
| 60-7000-0750     | Locking Mechanism for KRM200(F)   | \$757.00   |
| 60-7000-0752     | Locking Mechanism for KRM200FWS   | \$790.00   |
| 60-7000-0755     | Top Retainer Pack for KRM200(F) and KRM200SM x 8'                       | \$330.00   |
| 60-7000-0757     | Top Retainer Pack for KRM200FWS   | \$351.00   |
| 60-7000-0758     | Top Retainer Pack for M200FWS x 7' or 8'                                |            |
| 60-7000-0759     | Top Retainer Pack for M200(F) x 7' or 8' and M200SM x 8'                | \$330.00   |
| 60-7000-0760     | Bottom Retainer Pack for KRM200(F) and KRM200SM x 8'                    | \$218.00   |
| 60-7000-0761     | Bottom Retainer Pack for KRM200FWS                                      | \$351.00   |
| 60-7000-0762     | Bottom Retainer Pack for M200FWS x 7' or 8'                             |            |
| 60-7000-0763     | Bottom Retainer Pack for M200(F) x 7' or 8' and M200SM x 8'             | \$218.00   |
| 60-7000-0051     | Split Mullion Socket Flat Head Screws for M200SM x 8' and KRM200SM x 8' | \$9.00     |
| 81-6419-2412-058 | #8-32 X 1/2 Mullion Cyl. Set Screw                                      | \$4.00     |

## 6000 SERIES EXIT DEVICES

**VARIATIONS:** Exit Devices and Trims are priced separately. In order to determine the full list price of a 6000 Series Exit Device with trim, it is necessary to add the list price of the device model number and the list price of the trim model number.

**STANDARD FINISHES:** Exit devices will have an anodized aluminum rail assembly in a complimentary finish. Touchpad scalp and exit device head cover are available in the following finishes.

| ANSI/BHMA CODE | FINISH DESCRIPTION                      |
|----------------|---|
| <b>BRASS:</b>  |   |
| 605            | Bright Brass, Clear Coated (Trim Only)  |
| 606            | Satin Brass, Clear Coated (Trim Only)   |
| <b>BRONZE:</b> |   |
| 613E           | Dark Oxidized Satin Bronze - equivalent |

| ANSI/BHMA CODE          | FINISH DESCRIPTION      |
|-------------------------|-------------------------|
| <b>STAINLESS STEEL:</b> |                         |
| 629                     | Bright Stainless Steel  |
| 630                     | Satin Stainless Steel   |
| <b>PAINTED:</b>         |                         |
| BSP                     | Black Suede Powder Coat |
| WSP                     | White Suede Powder Coat |

**CYLINDERS:** Standard 6-Pin cylinders included with 540F Series Rose Trim only. All other keyed trim priced less cylinder, the list price of the cylinder must be added if cylinders are required. Specify cylinder and cylinder collar with collar size.

| PRODUCT OPTIONS  | ADD      |
|--|----------|
| <b>DESIGNER LEVER:</b> (HA)  | \$398.00 |
| <b>DUST GUARD:</b> Prefix "D" to model number (refer to Cylinders/Keys catalog for available cylinders)  | \$79.00  |
| <b>DOOR WIDTH:</b>   |          |
| 24" Door Width (Suffix -24 ) See note 6 page <a href="#">140</a> .   | \$0.00   |
| 30"-36" Door Width (Suffix <b>-36</b> )  | STD      |
| 36"-42" Door Width (Suffix <b>-42</b> )  | \$81.00  |
| 42"-48" Door Width (Suffix <b>-48</b> )  |          |
| Door thickness: Doors over 2-1/4"  | \$71.00  |
| <b>SLEEVE NUTS:</b> Factory orders only for exact quantity   |          |
| SN-104 (For interlock bracket on fire-rated mullions)  | \$4.00   |
| SN-134 (4 Pack)  | \$10.90  |
| <b>TORX® SECURITY HEAD SCREWS:</b> Standard size only  |          |
| Rim Exit Device  | \$63.00  |
| UL Rim Exit Device   |          |
| Surface Vertical Rod Exit Device (SVR)   | \$165.00 |
| Concealed Vertical Rod Exit Device (CVR)   | \$63.00  |
| Mortise Exit Device  | \$113.00 |
| 630F, 660F, 670F Series Trim   | \$8.00   |
| 121NL, 350F, 540F, 620F, 650F, 680F, 690F Series Trim  | N/A      |
| <b>ABRASIVE COATING:</b> On Touchbar Pad (ABCI)  | \$126.00 |
| <b>KNURLING:</b> .   |          |
| On Touch Pad, available in all finishes (KNI)  | \$242.00 |
| For outside trim (KNO)   | \$129.00 |
| <b>MICROSHIELD®:</b> Antimicrobial coating. Suffix <b>YMS</b> to model number for each exit device or trim that the coating will be applied. Coating applied to exit device touchpad & cover only. | \$132.00 |
| <b>REFLECTION LEVERS:</b> The following levers are no longer available in 629 and 630 finishes, TT, TU, TW, TX, TY, UX, TG, TJ, TK, TE, TI and TD.   | —        |

**When Ordering:** Specify design, hand and finish.

HOW TO ORDER



| 6 | X   | X   | XED  | Suffix  | Size  | Design                                     | Trim                     | Finish                       | Other Info.   |
|---|---|---|--|---|---|--|--------------------------|------------------------------|---|
|   | <b>Second Digit:</b><br><br><b>"1"</b><br>Standard device, 4-1/2" (114mm) or wider door stile.<br><br><b>"2"</b><br>Narrow stile door or narrow escutcheon trim (500F, 510F Series) | <b>Third Digit:</b><br><br><b>"0"</b><br>Rim Device, Pullman Latch<br><br><b>"1"</b><br>SVR Device up to 8" (Narrow Stile Only)<br><br><b>"2"</b><br>CVR Device, Metal Doors up to 8"<br><br><b>"3"</b><br>Mortise Device<br><br><b>"5"</b><br>SquareBolt®, Rim Security<br><br><b>"6"</b><br>CVR Device over 8', wood door or LBR<br><br><b>"7"</b><br>SVR Device over 8' or LBR (Wide Stile Only) | <b>Fourth Digit:</b><br><br><b>"0"</b><br>Standard<br><br><b>"5"</b><br>Cylinder Dogging (Not with suffix "F") | <b>Mechanical Feature</b><br><b>"F"</b> - Fire Exit Device<br><b>"LBR"</b> - Less Bottom Rod (Note 2)<br><b>"K5"</b> - Mortise Device, EO or Entry by Key with/ without Rigid Knob.<br><b>"K8"</b> - Mortise Device, Entry by Knob<br><b>"L5"</b> - Mortise Device, Entry by Key with/ without Rigid Lever. (Note 1)<br><b>"L8"</b> - Mortise Device, Entry by Lever<br><b>"T5"</b> - Mortise Device with Thumbpiece Trim<br><b>"T8"</b> - Mortise Device, Active Thumbpiece Trim<br><b>"2"</b> - Double Cylinder Device (Note 3)<br><br><b>ELECTRICAL FEATURE</b><br><b>"-A"</b> - Alarm Kit<br><b>"A-ALR"</b> - Alarm Kit (less cylinder) with red screen printed touchpad<br><b>"-B"</b> - Bar Monitor or Signaling<br><b>"-D"</b> - Delayed Egress<br><b>"MELR"</b> - Motor Latch Retraction<br><b>"-O"</b> - Outside Trim Monitor or Signaling<br><b>"-S"</b> - Bolt Status Monitor or Signaling<br><b>"-Safe"</b> - Mortise Device Trim Control (Lever Only)<br><b>"-Secure"</b> - Mortise Device Trim Control (Lever Only) | <b>Size:</b><br><br>DOW = Door Opening Width)<br><br><b>"24"</b> - 24" DOW<br><br><b>"36"</b> - 30" to 36" DOW<br><br><b>"42"</b> - 36"-42" DOW<br><br><b>"48"</b> - 42" to 48" DOW<br><br><b>Door Height:</b><br><br>-7 = 7' standard<br><br>-8 = 8' (2.44m)<br><br>-9 = 9' (2.74m)<br><br>-10 = 10' (3.05m) | <b>Trim Design</b><br>(Lever or knob only) | <b>Trim Model Number</b> | See Page <a href="#">139</a> | <b>Other Information:</b><br><br><b>Door Hand</b><br>RHR or LHR<br><br><b>Door Thickness</b><br>Over 1-3/4" (45mm)<br><br><b>Fastener Options</b><br>TORX® Security Screws<br>SNB (wood, composite, or unreinforced metal doors)<br><br><b>Specialty Cylinders &amp; components</b> |

NOTES:

- Required for electrical feature, Suffix "-SAFE" or "-SECURE".
- LBR available on 6160ED(F90) and 6170ED(F90) devices only.
- For double cylinder devices, suffix "-2" after fourth digit.
- Maximum opening size 8'0" x 8'0".
- Contact Ceco, Curries® or Fleming for detailed frame/door requirements and limitations.
- If "-24" device is to be used with a DOW greater than 24", the device will ship without UL label. The 12" touchpad will not cover 50% of the device touchbar length.

| MAX. OPENING                                   | DOOR TYPE     | FIRE RATING    | MODEL NO. | STYLE  | STRIKE  |
|--|---------------|----------------|-----------|--------|---------|
| <b>SURFACE VERTICAL ROD (2 point latch):</b>   |               |                |           |        |         |
| 4' x 10'                                       | Alum/Metal    | None           | 6210      | Narrow | Surface |
| 4' x 10'                                       | Metal or Wood | None           | 6170      | Wide   | Surface |
| 8' x 10'                                       | Metal or Wood | 1-1/2 Hour "B" | 6170F     | Wide   | Surface |
| <b>CONCEALED VERTICAL ROD (2 point latch):</b> |               |                |           |        |         |
| 4' x 10'                                       | Metal or Wood | None           | 6160      | Wide   | Mortise |
| 8' x 10'                                       | Metal or Wood | 1-1/2 Hour "B" | 6160F     | Wide   | Mortise |
| 4' x 10'                                       | Alum/Metal    | None           | 6220      | Narrow | Surface |

- NOTE:** Height must be specified when ordering Vertical Rod Exit Devices.
- "-7"** Openings up to 7' - Standard on 6170ED(F), 6210, 6170ED SVR.
  - "-8"** Openings 7' to 8' - Optional on SVR. Std on 6160(F)ED, 6220, 6160ED.
  - "-9"** Openings 8' to 9' - Optional on 6170ED (F90), 6160ED (F90) CVR only.
  - "-10"** Openings 9' to 10' - Optional on 6170ED (F90), 6160ED (F90) CVR only.

## MECHANICAL OPTIONS

| OPTION                     | DESCRIPTION   | LIST PRICE ADD |
|----------------------------|---|----------------|
| BPL                        | Bottom Pullman Latch. Suffix <b>BPL</b> to 6210 & 6220 Panic Rated surface vertical rod exits.  | \$52.00        |
| LBR                        | Less Bottom Rod. Suffix <b>LBR</b> to 6160 & 6170 series only.  | \$0.00         |
| YMS                        | MicroShield® antimicrobial coating. Suffix <b>YMS</b> to model number for each exit device or trim that the coating will be applied.    | \$132.00       |
| Cylinder Dogging           | Inside cylinder dogging for Panic Rated Exits only. Change fourth digit of model number from <b>"0"</b> to <b>"5"</b> . (Less cylinder) | \$152.00       |
| Door Height over 8' to 10' | See catalog   | \$172.00       |
| 5CH                        | 5lb pressure release. Applies to 6100 rim devices only.   | \$44.00        |

## 6100ED SERIES EXIT DEVICES

| MODEL #                        | PRODUCT DESCRIPTION         | 613E 629 630 BSP WSP |
|--------------------------------|-----------------------------|----------------------|
| <b>RIM:</b>                    |                             |                      |
| 6100ED                         | Panic Rated                 | \$1,405.00           |
| 6100-2ED^                      | Panic Rated Double Cylinder | \$1,619.00           |
| 6100FED                        | Fire Rated                  | \$1,680.00           |
| 6100F-2ED^                     | Fire Rated Double Cylinder  | \$1,894.00           |
| <b>SQUAREBOLT®:</b>            |                             |                      |
| 6150ED                         | Panic Rated                 | \$1,496.00           |
| 6150-2ED^                      | Panic Rated Double Cylinder | \$1,710.00           |
| 6150FED                        | Fire Rated                  | \$1,771.00           |
| 6150F-2ED^                     | Fire Rated Double Cylinder  | \$1,985.00           |
| <b>SURFACE VERTICAL ROD:</b>   |                             |                      |
| 6170ED                         | Panic Rated                 | \$1,800.00           |
| 6170FED                        | Fire Rated                  | \$2,075.00           |
| <b>CONCEALED VERTICAL ROD:</b> |                             |                      |
| 6160ED                         | Panic Rated                 | \$1,897.00           |
| 6160FED                        | Fire Rated                  | \$2,172.00           |

\*Not approved for LBR

^Handed unit, handing must be specified

**When Ordering:** Specify width, hand and finish.  
Specify height for vertical rods.

**ACCENTRA®****ASSA ABLOY****TRIM****FOR 6100ED SERIES RIM, SQUAREBOLT®, SVR, CVR EXITS  
(ALL TRIMS PRICED LESS CYLINDER)**

| MODEL # | PRODUCT DESCRIPTION | All Finishes |
|---------|---------------------|--------------|
| *121NL  | Nightlatch Trim     | \$94.00      |

Not recommended for VR exit devices. See page [151](#) for cylinder options.

**ROSE TRIMS****FOR 6100ED SERIES RIM, SQUAREBOLT®, SVR, CVR EXITS  
(STANDARD CYLINDERS INCLUDED)**

| MODEL # | PRODUCT DESCRIPTION                         | 605 606 613E<br>626 BSP WSP |
|---------|---|-----------------------------|
| 541F    | AU-MO-PB Key-In-Lever – Nightlatch          | \$754.00                    |
| 546F    | AU-MO-PB Key-In-Lever – Classroom           |                             |
| 548F    | AU-MO-PB Active Lever – Dummy Free Wheeling | \$650.00                    |
| 549F    | AU-MO-PB Rigid Lever – Dummy Rigid          |                             |

Heavy-duty 600F Trim required for 6160 CVR Series escutcheon applications. 540F Rose Trim available.

| TRIM OPTION PREFIXES |  |     |        |
|----------------------|--|-----|--------|
| <b>B-</b>            | Prefix for SFIC core prep Key-In-Lever Trim<br>Available with AU, MO, and PB levers.         | ADD | \$0.00 |
| <b>M-</b>            | Prefix for Medeco®/ASSA® IC Core Prep Key-In-Lever Trim<br>Available with AU levers.         |     | \$0.00 |
| <b>S-</b>            | Prefix for Schlage® cylinder prep Key-In-Lever Trim<br>Available with AU, MO, and PB levers. |     | \$0.00 |
| <b>SI-</b>           | Prefix for Schlage® IC Core Prep Key-In-Lever Trim.<br>Available with AU, MO, and PB levers. |     |        |

**NOTE:** See Page [151](#) for other cylinder options.

**When Ordering:** Specify design and finish.

## HEAVY-DUTY ESCUTCHEON TRIMS FOR 6100ED SERIES RIM, SQUAREBOLT®, SVR, CVR EXITS (ALL TRIMS PRICED LESS CYLINDER)

| MODEL # | PRODUCT DESCRIPTION                    | 630      |
|---------|--|----------|
| 420F    | Blank Escutcheon Plate                 | \$337.00 |
| 421F    | Escutcheon x Cylinder                  |          |
| 426F    | Lever x Escutcheon x Cylinder AU-MO-PB | \$459.00 |
| 427F    | Lever x Escutcheon x Cylinder AU-MO-PB |          |
| 428F    | Lever x Escutcheon AU-MO-PB            |          |
| 429F    | Lever x Escutcheon AU-MO-PB            |          |

**NOTE:** Cylinder reference indicates function only, all trims are **less cylinder**.  
Cylinder rings/collars not furnished with trims ordered less cylinders.  
All 420F series and 440F series trims are discounted the same as the 2100 exit.

| MODEL # | PRODUCT DESCRIPTION  | 605 606 613E<br>629' 630' BSP WSP |
|---------|--|-----------------------------------|
| 626F    | Lever x Escutcheon x Cylinder<br>AR-AU-CR-JN-MO-PB-PN-VI-HA* | \$817.00                          |
| 627F    | Lever x Escutcheon x Cylinder<br>AR-AU-CR-JN-MO-PB-PN-VI-HA* |                                   |
| 628F    | Lever x Escutcheon<br>AR-AU-CR-JN-MO-PB-PN-VI-HA*            |                                   |
| 629F    | Lever x Escutcheon<br>AR-AU-CR-JN-MO-PB-PN-VI-HA*            |                                   |
| 632F    | Pull x Escutcheon x Cylinder                                 | \$579.00                          |
| 633F    | Pull x T.P. x Escutcheon x Cylinder                          | \$721.00                          |
| 634F    | Pull x Escutcheon  | \$579.00                          |
| 635F    | Pull x T.P. x Escutcheon                                     | \$721.00                          |

\*See the Variations page for HA price add.

| MODEL #  | PRODUCT DESCRIPTION   | 626      |
|--|-----------------------|----------|
| <b>ROSE TRIMS: (Standard Cylinders Included)</b> |                       |          |
| 441F   | AU-MO-PB Key-In-Lever | \$276.00 |
| 446F   | AU-MO-PB Key-In-Lever |          |
| 448F   | AU-MO-PB Active Lever | \$228.00 |
| 449F   | AU-MO-PB Rigid Lever  |          |

**NOTE:** All 420F series and 440F series trims are discounted the same as the 2100 exit.

### WITH REFLECTIONS® LEVER DESIGNS:

| MODEL # | PRODUCT DESCRIPTION           | 605 606 613E<br>629' 630' BSP WSP |
|---------|-------------------------------|-----------------------------------|
| 626F    | Lever x Escutcheon x Cylinder | \$817.00                          |
| 627F    | Lever x Escutcheon x Cylinder |                                   |
| 628F    | Lever x Escutcheon            |                                   |
| 629F    | Lever x Escutcheon            |                                   |

1. Escutcheon is plated to simulate Stainless Steel.

**NOTE:** Cylinder reference indicates function only, all trims are less cylinder. See Page [151](#) for cylinders if required.  
See page [167](#) for 420F and 440F trim pricing.

**When Ordering:** Specify design, hand and finish.

## HEAVY-DUTY ELECTRIFIED TRIM FOR 6100ED SERIES RIM, SQUAREBOLT®, SVR EXITS (ALL TRIMS PRICED LESS CYLINDER)

| MODEL # | PRODUCT DESCRIPTION  | 605 606 613E<br>629' 630' BSP WSP |
|---------|--|-----------------------------------|
| 690F    | Lever x Escutcheon x Cylinder x Fail Safe<br>AR-AU-CR-JN-MO-PB-PN-VI-HA*   | \$1,948.00                        |
| 691F    | Lever x Escutcheon x Cylinder x Fail Secure<br>AR-AU-CR-JN-MO-PB-PN-VI-HA* |                                   |
| SM      | SPDT Lock and Unlock Monitor Switch  | \$503.00                          |
| EX      | Trim Gasket for Exterior Applications                                      | \$49.00                           |

\*See the Variations page for HA price add.

### WITH REFLECTIONS® LEVER DESIGNS:

| MODEL # | PRODUCT DESCRIPTION                         | 605 606 613E 629' 630' BSP WSP |
|---------|---|--------------------------------|
| 690F    | Lever x Escutcheon x Cylinder x Fail Safe   | \$1,948.00                     |
| 691F    | Lever x Escutcheon x Cylinder x Fail Secure |                                |

1. Escutcheon is plated to simulate Stainless Steel. See the Variations page for details.

**NOTE:** Cylinder reference indicates function only, all trims are **less cylinder**.  
See Page [151](#) for cylinders if required.

**NOTE:** Heavy-duty 600F Trim required for 6160ED CVR Series escutcheon applications. 540F Rose Trim available.  
690F and 691F trims are not for use on the 7160 CVR Device.

**When Ordering:** Specify design and finish.



6130ED SERIES MORTISE EXIT DEVICES



| MODEL #   | PRODUCT DESCRIPTION         | 613E 629 630 BSP WSP |
|-----------|-----------------------------|----------------------|
| MORTISE:  |                             |                      |
| 6130ED    | Panic Rated                 | \$1,793.00           |
| 6130-2ED  | Panic Rated Double Cylinder | \$2,007.00           |
| 6130FED   | Fire Rated                  | \$2,068.00           |
| 6130F-2ED | Fire Rated Double Cylinder  | \$2,282.00           |

When Ordering: Specify weight, height, hand and finish.

ACCENTRA®

ASSA ABLOY

## HEAVY-DUTY ESCUTCHEON TRIMS FOR 6130ED SERIES MORTISE EXIT DEVICES (ALL TRIMS PRICED LESS CYLINDER)

| MODEL # | PRODUCT DESCRIPTION   | 605 606 613E 629 <sup>1</sup> 630 <sup>1</sup> BSP WSP |
|---------|---|--|
| 634F    | Pull x Escutcheon – Dummy   | \$579.00   |
| 651F    | Escutcheon x Cylinder – Nightlatch  |  |
| 656F    | Lever x Escutcheon x Cylinder – Nightlatch<br>AR-AU-CR-JN-MO-PB-PN-VI-HA* | \$817.00   |
| 658F    | Lever x Escutcheon – Dummy<br>AR-AU-CR-JN-MO-PB-PN-VI-HA*                 |  |
| 662F    | Pull x Escutcheon x Cylinder – Nightlatch                                 | \$579.00   |
| 673F    | Pull x T.P. x Escutcheon x Cylinder – Classroom/Storeroom                 | \$721.00   |
| 675F    | Pull x T.P. x Escutcheon – Dummy/T-Piece                                  |  |

\*See the Variations page for HA price add.

### WITH REFLECTIONS® LEVER DESIGNS:

| MODEL # | PRODUCT DESCRIPTION                        | 605 606 613E 629 <sup>1</sup> 630 <sup>1</sup> BSP WSP |
|---------|--|--|
| 656F    | Lever x Escutcheon x Cylinder – Nightlatch | \$817.00   |
| 658F    | Lever x Escutcheon – Dummy Trim            |  |

1. Escutcheon is plated to simulate Stainless Steel. See the Variations page for details.

**NOTE:** Cylinder reference indicates function only, all trims are **less cylinder**.  
Cylinder rings/collars not furnished with trim if ordered less cylinder.

See Page [151](#) for cylinders are required.

**When Ordering:** Specify design and finish.

## 6200 SERIES NARROW STILE EXIT DEVICES

| MODEL #                    | PRODUCT DESCRIPTION | 613E 629 630 BSP WSP |
|----------------------------|---------------------|----------------------|
| <b>PANIC EXIT DEVICES:</b> |                     |                      |
| 6200                       | Rim Panic Rated     | \$1,700.00           |
| 6250                       | SquareBolt® Panic   | \$1,791.00           |
| 6210                       | SVR Panic Rated     | \$2,025.00           |
| 6220                       | CVR Panic Rated     | \$2,061.00           |

## TRIM

FOR 6200 SERIES RIM, SQUAREBOLT®, SVR, CVR EXITS  
(ALL TRIMS PRICED LESS CYLINDER)

| MODEL # | PRODUCT DESCRIPTION | All Finishes |
|---------|---------------------|--------------|
| *121NL  | Nightlatch Trim     | \$94.00      |

Not recommended for VR exit devices. See page [151](#) for cylinder options.

**When Ordering:** Specify width, hand and finish.  
Specify height for vertical rods.

## STANDARD DUTY OFFSET PULL TRIMS FOR 6200 SERIES RIM, SQUAREBOLT®, SVR, CVR EXITS (ALL TRIMS PRICED LESS CYLINDER)

| MODEL # | PRODUCT DESCRIPTION                     | 605 606 613E 629 630 BSP WSP |
|---------|---|------------------------------|
| 480F    | Offset Pull x Escutcheon (7-1/4")       | \$726.00                     |
| 481F    | Offset Pull x Escutcheon x Cyl (7-1/4") |                              |
| 482F    | Offset Pull x Escutcheon (9")           |                              |
| 483F    | Offset Pull x Esc x Cyl (9")            |                              |

## NARROW ESCUTCHEON TRIMS FOR 6200 SERIES RIM, SQUAREBOLT®, SVR, CVR EXITS (ALL TRIMS PRICED LESS CYLINDER)

| MODEL # | PRODUCT DESCRIPTION  | 605 606 611 612 613E<br>619 626 629 630 693 BSP WSP |
|---------|--|---|
| 500F    | Blank Escutcheon   | \$377.00  |
| 501F    | Escutcheon x Cylinder  |   |
| 503F    | Thumbturn x Escutcheon x Cylinder                            | \$740.00  |
| 506F    | Lever x Escutcheon x Cylinder<br>AR-AU-CR-JN-MO-PB-PN-VI-HA* | \$975.00  |
| 507F    | Thumbturn x Escutcheon                                       | \$740.00  |
| 508F    | Lever x Escutcheon<br>AR-AU-CR-JN-MO-PB-PN-VI-HA*            | \$975.00  |
| 509F    | Lever x Escutcheon<br>AR-AU-CR-JN-MO-PB-PN-VI-HA*            |   |
| 512F    | Pull x Escutcheon x Cylinder                                 | \$433.00  |
| 513F    | Pull x Escutcheon x Thumbturn x Cylinder                     | \$907.00  |
| 514F    | Pull x Escutcheon  | \$433.00  |
| 517F    | Pull x Escutcheon x Thumbturn                                | \$907.00  |
| 518F    | Pull x Escutcheon x Thumpiece x Cylinder                     | \$855.00  |
| 519F    | Pull x Escutcheon x Thumpiece                                |   |

\*See the Variations page for HA price add.

### WITH REFLECTIONS® LEVER DESIGNS:

| MODEL # | PRODUCT DESCRIPTION           | 605 606 613E 629¹ 630¹ |
|---------|-------------------------------|------------------------|
| 506F    | Lever x Escutcheon x Cylinder | \$975.00               |
| 508F    | Lever x Escutcheon            |                        |
| 509F    | Lever x Escutcheon            |                        |

**NOTE:** Cylinder reference indicates function only, all trims are **less cylinder**.  
Cylinder rings/collars not furnished with trims ordered less cylinders.  
See Page [151](#) for cylinders if required.

1. See the Variations page for details.

**When Ordering:** Specify design and finish.

## 6000 SERIES ELECTRIFIED EXIT DEVICES

## ELECTRIFIED OPTIONS

| MODEL #   | EXIT DEVICE DESCRIPTION         | A | A-ALR | B | D | O | MELR | S | SAFE | SECURE |
|-----------|---------------------------------|---|-------|---|---|---|------|---|------|--------|
| 6100(F)ED | Rim Exit Device (Wide)          | x | x     | x | x | x | x    | x |      |        |
| 6130(F)ED | Mortise Exit Device (Wide)      | x |       | x | x | x | x    | x | x    | x      |
| 6150(F)ED | Rim SquareBolt® Device (Wide)   | x |       | x | x | x | x    | x |      |        |
| 6160(F)ED | Concealed Vertical Rod (Wide)   | x |       | x | x | x | x    | x |      |        |
| 6170(F)ED | Surface Vertical Rod (Wide)     | x |       | x | x | x | x    | x |      |        |
| 6200      | Rim Exit Device (Narrow)        | x |       | x | x |   | x    | x |      |        |
| 6210      | Surface Vertical Rod (Narrow)   | x |       | x | x |   | x    | x |      |        |
| 6220      | Concealed Vertical Rod (Narrow) | x |       | x | x |   | x    | x |      |        |
| 6250      | Rim SquareBolt® Device (Narrow) | x |       | x | x |   | x    | x |      |        |

## ELECTRIFIED OPTIONS:

| OPTION             | DESCRIPTION  | LIST PRICE ADD |
|--------------------|--|----------------|
| A                  | Alarm Kit (less cylinder)  | \$1,256.00     |
| A-ALR <sup>1</sup> | Alarm Kit (less cylinder) with red screen printed touchpad – only 36" length devices | \$1,256.00     |
| B                  | Touchbar Monitoring or Signaling REX   | \$396.00       |
| D                  | Delayed Egress   | \$2,800.00     |
| MELR               | Motor Latch Retraction   | \$1,411.00     |
| O <sup>2</sup>     | Trim Monitoring or Signaling   | \$396.00       |
| S <sup>3</sup>     | Latchbolt Status Monitoring or Signaling   | \$421.00       |
| SAFE               | Mortise Device Lock with Outside Trim Control (Fail Unlock) – Lever Trims Only       | \$1,290.00     |
| SECURE             | Mortise Device Lock with Outside Trim Control (Fail Lock) – Lever Trims Only         |                |

1 Only available with 6100ED and ED(F) in 36" and in BSP black finish.

Order options: 6100ED-A-ALR x 36" x BSP or 6100EDF-A-ALR x 36" x BSP

2 Option O not available with option D

3 Option S required for DPS

NOTE: Latchbolt status monitor required for 6170ED and 6210 series surface vertical rod exit devices with alarms.

Example: 6170EDAS x Door Width x Door Height x RHR x 630

## ALARM KITS:

| MODEL # | PRODUCT DESCRIPTION       | LIST PRICE |
|---------|---------------------------|------------|
| 6116-36 | Alarm Kit (Less cylinder) | \$1,256.00 |
| 6116-48 | Alarm Kit (Less cylinder) |            |
| 6216-36 | Alarm Kit (Less cylinder) |            |

**NOTE:** The 6116 alarm kit cannot be retrofitted in the field to the 6170(F) or 6210 surface vertical rod exit devices. This option is available as a factory order only.

**When Ordering:** Specify design and finish.  
Specify cylinder ring/collar size where required.

## CYLINDERS

| MODEL #   | PRODUCT DESCRIPTION  | *ALL FINISHES |
|---|--|---------------|
| <b>RIM CYLINDERS FOR 480F, 500F, 620F, 630F, 680F, 690F SERIES AND 121NL NIGHTLATCH TRIM:</b> |  |               |
| 1109  | Standard Cylinder 6-Pin  | \$119.00      |
| 1109  | Standard Cylinder 7-Pin  | \$121.00      |
| 1709  | CMK Cylinder 6-Pin   | \$137.00      |
| 1709  | CMK Cylinder 7-Pin   | \$139.00      |
| 1193  | Large Format Interchangeable Core Cylinder 6-Pin                                       | \$214.00      |
| 1193  | Large Format Interchangeable Core Cylinder 7-Pin                                       | \$216.00      |
| 5109  | Security Cylinder 6-Pin  | \$470.00      |
| 5109  | Security Cylinder 7-Pin  | \$474.00      |
| U5109   | High Security Cylinder 6-Pin   | \$628.00      |
| U5109   | High Security Cylinder 7-Pin   | \$632.00      |
| 5193  | Security Large Format Interchangeable Core Cylinder 6-Pin                              | \$581.00      |
| 5193  | Security Large Format Interchangeable Core Cylinder 7-Pin                              | \$585.00      |
| K300  | ASSA ABLOY ACCENTRA® KeyMark® Cylinder 6- or 7-Pin                                     | \$150.00      |
| K840  | ASSA ABLOY ACCENTRA® KeyMark Large Format Interchangeable Core Cylinder 6-Pin or 7-Pin | \$258.00      |
| K640  | ASSA ABLOY ACCENTRA® KeyMark Small Format Interchangeable Core Cylinder 6- or 7-Pin    | \$252.00      |
| A640  | Best® Keyway Small Format Interchangeable Core Cylinder 6- or 7-Pin                    | \$203.00      |
| 2109  | Schlage® "C" Keyway Cylinder 6-Pin - 0-bitted or Keyed Random                          | \$119.00      |
| <b>MORTISE CYLINDERS FOR 650F, 660F, 670F, 680F SERIES TRIM &amp; CYLINDER DOGGING:</b>       |  |               |
| 2153  | Standard Cylinder 6-Pin  | \$119.00      |
| 2153  | Standard Cylinder 7-Pin  | \$121.00      |
| 2196  | Large Format Interchangeable Core Cylinder 6-Pin                                       | \$214.00      |
| 2197  | Large Format Interchangeable Core Cylinder 7-Pin                                       | \$216.00      |
| 5153  | Security Cylinder 6-Pin  | \$470.00      |
| 5153  | Security Cylinder 7-Pin  | \$474.00      |
| U5153   | High Security Cylinder 6-Pin   | \$628.00      |
| U5153   | High Security Cylinder 7-Pin   | \$632.00      |
| 5196  | Security Large Format Interchangeable Core Cylinder 6-Pin                              | \$581.00      |
| 5197  | Security Large Format Interchangeable Core Cylinder 7-Pin                              | \$585.00      |
| K100  | ASSA ABLOY ACCENTRA® KeyMark® Cylinder 6- or 7-Pin                                     | \$139.00      |
| K820  | ASSA ABLOY ACCENTRA® KeyMark Large Format Interchangeable Core Cylinder 6-Pin or 7-Pin | \$258.00      |
| K620  | ASSA ABLOY ACCENTRA® KeyMark Small Format Interchangeable Core Cylinder 6-Pin or 7-Pin | \$252.00      |
| A620  | Best® Keyway Small Format Interchangeable Core Cylinder 6- or 7-Pin                    | \$203.00      |

**NOTE:** Cylinder rings/collars furnished at no charge when ordered with cylinder.  
Specify ring/collar size when ordering.

\*Rim cylinders not available in 629 or 630 finishes.

**When Ordering:** Specify finish.  
Specify cylinder ring/collar size where required.

## CYLINDERS

| MODEL #  | PRODUCT DESCRIPTION   | ADD TO TRIM | ORDERED SEPARATELY |
|--|---|-------------|--------------------|
| <b>COMPONENT CYLINDERS FOR 540F SERIES TRIM:</b> |   |             |                    |
| 1802   | Standard Cylinder 6-Pin   | STD         | \$104.00           |
| 1802A  | Standard Cylinder 7-Pin   | \$2.00      | \$106.00           |
| 5802   | Security Cylinder 6-Pin   | \$308.00    | \$412.00           |
| 5802A  | Security Cylinder 7-Pin   | \$312.00    | \$416.00           |
| 1210   | Large Format Interchangeable Core Only 6-Pin                                    | \$95.00     | \$95.00            |
| 1220   | Large Format Interchangeable Core Only 7-Pin                                    | \$97.00     | \$97.00            |
| 5210   | Security Large Format Interchangeable Core Only 6-Pin                           | \$379.00    | \$379.00           |
| 5220   | Security Large Format Interchangeable Core Only 7-Pin                           | \$383.00    | \$383.00           |
| K402   | ASSA ABLOY ACCENTRA® KeyMark® Cylinder  | \$27.00     | \$131.00           |
| K800   | ASSA ABLOY ACCENTRA® KeyMark® Large Format Interchangeable Core Only 6-or 7-Pin | \$139.00    | \$139.00           |
| K600   | ASSA ABLOY ACCENTRA® KeyMark® Small Format Interchangeable Core Only 6-or 7-Pin | \$133.00    | \$133.00           |
| A600   | Best® Keyway Small Format Interchangeable Core Only 6-or 7-Pin                  | \$84.00     | \$84.00            |
| 2802   | Schlage® "C" Keyway Cylinder 6-Pin - 0-bitted or Keyed Random                   | \$0.00      | \$104.00           |
| 3804   | Other Manuf. Keyway Cylinder 6-Pin - Keyed Random, Specify Keyway               | \$27.00     | \$131.00           |

ASSA ABLOY ACCENTRA® KeyMark® and Security products are priced separately. The cylinders are not discounted the same as the trim.

## MISCELLANEOUS

| MODEL #                  | PRODUCT DESCRIPTION  | LIST PRICE |
|--------------------------|--|------------|
| <b>LONG SPINDLE KIT:</b> |  |            |
| 81-9500-1665-000         | 2" – 2-1/2" door thickness for 620F and 630F series trim     | \$63.00    |
| 81-9500-1635-000         | 2-1/2" – 3-1/2" door thickness for 620F and 630F series trim | \$132.00   |
| 81-9500-1636-000         | 3-1/2" – 4-1/2" door thickness for 620F and 630F series trim |            |

| PART #                | PRODUCT DESCRIPTION                   | LIST PRICE |
|-----------------------|---------------------------------------|------------|
| <b>CLADDING KITS:</b> |                                       |            |
| 81-9500-1017-000      | 1/4" Interior CVR Cladding Kit (6160) | \$152.00   |
| 81-9500-1018-000      | 1/4" Interior CVR Cladding Kit (6220) |            |
| 81-9500-1009-000      | 3/8" Interior CVR Cladding Kit (6160) | \$221.00   |
| 81-9500-1010-000      | 3/8" Interior CVR Cladding Kit (6220) |            |
| 81-9500-1013-000      | 1/2" Interior CVR Cladding Kit (6160) | \$248.00   |
| 81-9500-1014-000      | 1/2" Interior CVR Cladding Kit (6220) |            |
| 81-9500-1015-000      | 5/8" Interior CVR Cladding Kit (6160) | \$304.00   |
| 81-9500-1016-000      | 5/8" Interior CVR Cladding Kit (6220) |            |

**When Ordering:** Specify finish.  
Specify cylinder ring/collar size where required.

MISCELLANEOUS



| MODEL #               | PRODUCT DESCRIPTION   | ALL FINISHES |
|-----------------------|---|--------------|
| CYLINDER DOGGING KIT: |   |              |
| 615-L                 | Cylinder Dogging Kit (less cylinder) - 24", 36", 36" NS, 42", 42" NS, 48", 48" NS | \$281.00     |

| MODEL #         | PRODUCT DESCRIPTION | 605 606 613E 629 630 BSP |
|-----------------|---------------------|--------------------------|
| DUMMY PUSH BAR: |                     |                          |
| 620 DB          | Dummy Push Bar      | \$1,118.00               |

| MODEL #          | PRODUCT DESCRIPTION                                   | ORDERED W/<br>DEVICE ADD | ORDERED<br>SEPARATELY |
|------------------|---|--------------------------|-----------------------|
| STRIKES (BLACK): |   |                          |                       |
| 702              | Floor Strike (optional)                               | N/C                      | \$59.00               |
| 712              | Strike for Overlapping Astragal (optional for 6130ED) | N/C                      |                       |
| 718              | Open Back Strike (optional)                           | \$202.00                 | \$261.00              |
| 726              | Strike and Angle Bracket                              | N/C                      | \$113.00              |
| 757F             | Rim Strike 6100(F)ED                                  | N/C                      | \$107.00              |
| 759              | Rim Strike, 6200                                      | N/C                      | \$78.00               |
| 761              | Top Strike Recessed 6160(F)ED                         | N/C                      | \$113.00              |
| 790              | Floor Strike  | N/C                      | \$59.00               |
| 791              | Top Strike  | N/C                      | \$113.00              |
| 793              | Rim Strike (optional)                                 | N/C                      | \$94.00               |
| 794              | Bottom Flush Strike (optional)                        | N/C                      | \$59.00               |
| 797              | Top Strike Bracket (SVR optional)                     | N/C                      | \$8.00                |
| 798              | Mortise Strike  | N/C                      | \$59.00               |
| 202              | Strike Box (not finished, optional)                   | \$2.00                   | \$2.00                |

Note: "NS" = Narrow Stile

When Ordering: Specify finish.



## MISCELLANEOUS

| MODEL #      | PRODUCT DESCRIPTION                                 | ALL FINISHES |
|--------------|---|--------------|
| <b>MISC:</b> |   |              |
| 60-7000-0815 | Schlage® cam and housing assembly                   | \$35.00      |
| 1145VD       | Tailpiece for 1109 cylinders to operate Von Duprin® | \$7.10       |

| MODEL #               | PRODUCT DESCRIPTION                      | 606 626  |
|-----------------------|--|----------|
| <b>MORTISE LOCKS:</b> |  |          |
| 35LF                  | Mortise Lock Storeroom - Lever Trim      | \$996.00 |
| 35KF                  | Mortise Lock Storeroom - Knob Trim       |          |
| 35TF                  | Mortise Lock Storeroom - Thumbpiece Trim |          |
| 38LF                  | Mortise Lock Classroom - Lever Trim      |          |
| 38KF                  | Mortise Lock Classroom - Knob Trim       |          |
| 38TF                  | Mortise Lock Classroom - Thumbpiece Trim |          |

| PRODUCT #                                 | PRODUCT DESCRIPTION | ALL FINISHES |
|---|---------------------|--------------|
| EXTENSIONS FOR 6000 SERIES VERTICAL RODS: |                     |              |
| 7010-2                                    | 2" Extension        | \$122.00     |
| 7010-6                                    | 6" Extension        | \$139.00     |
| 7010-12                                   | 12" Extension       | \$156.00     |
| 7010-24                                   | 24" Extension       | \$184.00     |
| DOGGING KEY: (size 5/16" - no finish)     |                     | \$2.00       |
| DRILL JIG: (throw away - no finish)       |                     |              |

| PRODUCT #                         | PRODUCT DESCRIPTION                                | BLACK    |
|-----------------------------------|--|----------|
| SHIM KITS TO CLEAR GLASS MOLDING: |  |          |
| 623SK                             | 6100ED Series Rim, Mortise & CVR                   | \$174.00 |
| 623NS                             | 6200 Series Rim & CVR                              |          |
| 624SK                             | 6110ED, 6170ED Series SVR                          | \$239.00 |
| 624NS                             | 6210 Series SVR                                    |          |
| ANTI-PRY:                         |  |          |
| 625AP                             | 6100ED Rim and 6150ED SquareBolt® Anti-pry Bracket | \$90.00  |

| PART #           | PRODUCT DESCRIPTION  | LIST PRICE |
|------------------|--|------------|
| 60-7000-9100-999 | Plastic Installation Template used for installation of all 6100ED and 6200 Devices | \$5.70     |

**When Ordering:** Specify finish where required.

## REMOVABLE MULLIONS

| MODEL #                          | PRODUCT DESCRIPTION  | 600        | 628 695    |
|----------------------------------|--|------------|------------|
| <b>REMOVABLE MULLIONS:</b>       |  |            |            |
| M200                             | Steel Mullion - Panic Rated x 7'2"   | \$1,056.00 | —          |
| M200F                            | Steel Mullion – 3 Hour Fire Rated x 7'2"                                   | \$1,468.00 |            |
| M200F                            | Steel Mullion – 3 Hour Fire Rated x 10'                                    | \$1,494.00 |            |
| M200SM                           | Split Mullion - Steel Panic Rated x 8'                                     | \$1,340.00 |            |
| M300                             | Aluminum Mullion - Specify 8' or 10' (For 9' specify 10' and cut in field) | —          | \$1,757.00 |
| <b>KEYED REMOVABLE MULLIONS:</b> |  |            |            |
| KRM200                           | Steel Mullion - Panic Rated x 7'2"   | \$1,755.00 | —          |
| KRM200F                          | Steel Mullion – 1-1/2 Hour Fire Rated x 7'2"                               | \$2,120.00 |            |
| KRM200F                          | Steel Mullion – 1-1/2 Hour Fire Rated x 10'                                | \$2,148.00 |            |
| KRM200SM                         | Split Mullion - Steel Panic Rated x 8'                                     | \$1,979.00 |            |

### NOTES:

Mullion Cylinder Kit not included with KRM Mullions. Must order separately.

Mullions longer than 8' must be ordered as fire rated option x 10' length. Fire rating is valid only up to 96".

| MODEL                        | PRODUCT DESCRIPTION   | LIST PRICE |
|------------------------------|---|------------|
| <b>MULLION CYLINDER KITS</b> |   |            |
| AMCK1                        | KRM200 - Steel Mullion - Panic Rated x 7'2"                   | \$119.00   |
|                              | KRM200F - Steel Mullion - 1-/12 Hour Fire Rated x 7'2" or 10' |            |
|                              | KRM200SM - Split Mullion - Steel Panic Rated x 8'             |            |

\*Specify Finish and Cylinder Key Code when ordering

**Ex:** AMCK1 x FINISH x CYLINDER CODE (i.e. AMCK1 x 630 x CT6)

| MODEL  | PRODUCT DESCRIPTION  | CYLINDER LENGTH | COLLAR SIZE               |          | ALL FINISHES |
|--|--|-----------------|---------------------------|----------|--------------|
|  |  |                 | STD. MULLION / WS MULLION |          |              |
| MORTISE CYLINDERS FOR KRM SERIES: (CYLINDERS ARE NOT INCLUDED WITH MULLIONS, MUST BE ORDERED SEPARATELY) |  |                 |                           |          |              |
| 2153   | Standard Cylinder 6-Pin  | 1-1/8"          | 1765.312                  | 1765.156 | \$119.00     |
| 2153   | Standard Cylinder 7-Pin  | 1-1/4"          | 1765.500                  | 1765.250 | \$121.00     |
| 2196   | Large Format Interchangeable Core Cylinder 6-Pin                                     | 1-1/2"          | 1765.750                  | 1765.500 | \$214.00     |
| 2197   | Large Format Interchangeable Core Cylinder 7-Pin                                     | 1-11/16"        | 1765.844                  | 1765.719 | \$216.00     |
| 5153   | Security Cylinder 6-Pin  | 1-1/8"          | 1765.312                  | 1765.156 | \$470.00     |
| 5153   | Security Cylinder 7-Pin  | 1-1/4"          | 1765.500                  | 1765.250 | \$474.00     |
| 5196   | Security Large Format Interchangeable Core Cylinder 6-Pin                            | 1-1/2"          | 1765.750                  | 1765.500 | \$581.00     |
| 5197   | Security Large Format Interchangeable Core Cylinder 7-Pin                            | 1-11/16"        | 1765.844                  | 1765.719 | \$585.00     |
| K100   | ASSA ABLOY ACCENTRA® KeyMark® Cylinder 6- or 7-Pin                                   | 1-1/8"          | 1765.312                  | 1765.156 | \$139.00     |
| K100   | ASSA ABLOY ACCENTRA® KeyMark® Cylinder 6- or 7-Pin                                   | 1-1/4"          | 1765.500                  | 1765.250 |              |
| K100   | ASSA ABLOY ACCENTRA® KeyMark® Cylinder 6- or 7-Pin                                   | 1-1/2"          | 1765.750                  | 1765.500 | \$295.00     |
| K820   | ASSA ABLOY ACCENTRA® KeyMark® Large Format Interchangeable Core Cylinder 6-Pin       | 1-1/2"          | 1765.750                  | 1765.500 | \$258.00     |
| K820   | ASSA ABLOY ACCENTRA® KeyMark® Large Format Interchangeable Core Cylinder 7-Pin       | 1-11/16"        | 1765.844                  | 1765.719 |              |
| K620   | ASSA ABLOY ACCENTRA® KeyMark® Small Format Interchangeable Core Cylinder 6-Pin       | 1-1/4"          | 1765.500                  | 1765.250 | \$252.00     |
| K620   | ASSA ABLOY ACCENTRA® KeyMark® Small Format Interchangeable Core Cylinder 6- or 7-Pin | 1-3/8"          | 1765.563                  | 1765.500 |              |
| A620   | Best® Keyway Small Format Interchangeable Core Cylinder 6-Pin                        | 1-1/4"          | 1765.500                  | 1765.250 | \$203.00     |
| A620   | Best® Keyway Small Format Interchangeable Core Cylinder 6- or 7-Pin                  | 1-3/8"          | 1765.563                  | 1765.500 |              |
| 2553*  | Schlage® "C" Keyway Cylinder 6-Pin - 0-bitted or Keved Random                        | 1-1/8"          | 1765.312                  | 1765.156 | \$119.00     |

**NOTE:** Cylinder collars are furnished at no charge when ordered with cylinder. Specify collar size when ordering.

\*2553 only available in 606, 612, and 626 finishes.

ACCENTRA®

ASSA ABLOY

## PARTS AND ACCESSORIES

| MODEL/PART #     | PRODUCT DESCRIPTION   | LIST PRICE |
|------------------|---|------------|
| M102S            | Mullion Stabilizer Kit (for M300)                                       | \$140.00   |
| M203             | Door Frame Spacer Block   | \$78.00    |
| M204             | Door Frame Angle Bracket  |            |
| 60-7000-0750     | Locking Mechanism for KRM200(F)   | \$757.00   |
| 60-7000-0755     | Top Retainer Pack for KRM200(F) and KRM200SM x 8'                       | \$330.00   |
| 60-7000-0759     | Top Retainer Pack for M200(F) x 7' or 8' and M200SM x 8'                | \$330.00   |
| 60-7000-0760     | Bottom Retainer Pack for KRM200(F) and KRM200SM x 8'                    | \$218.00   |
| 60-7000-0763     | Bottom Retainer Pack for M200(F) x 7' or 8' and M200SM x 8'             | \$218.00   |
| 60-7000-0051     | Split Mullion Socket Flat Head Screws for M200SM x 8' and KRM200SM x 8' | \$9.00     |
| 81-6419-2412-058 | #8-32 X 1/2 Mullion Cyl. Set Screw                                      | \$4.00     |



## 2100 SERIES EXIT DEVICES

**DOOR WIDTHS:** Prices are for standard sizes only. When ordering, suffix width as follows: 21X0-36, 21X0-42 or 21X0-48. No other sizes available.

**VARIATIONS:** Exit Devices and Trims are priced and ordered separately. In order to determine the full list price of a 2100 Series Exit Device with trim, it is necessary to add the list price of the device model number and the list price of the trim list number.

**STANDARD FINISHES:** Products will be furnished only in the following finishes.

| ANSI/BHMA CODE       | FINISH DESCRIPTION                      |
|----------------------|---|
| <b>EXIT DEVICES:</b> |   |
| 613E                 | Dark Oxidized Satin Bronze - equivalent |
| 630                  | Satin Stainless Steel                   |
| 689                  | Aluminum Painted                        |
| 691                  | Light Bronze Painted                    |
| 693                  | Black Painted                           |
| 695                  | Dark Bronze Painted                     |
| BSP                  | Black Suede Powder Coat                 |

| ANSI/BHMA CODE | FINISH DESCRIPTION                      |
|----------------|---|
| <b>TRIMS:</b>  |   |
| 613E           | Dark Oxidized Satin Bronze - equivalent |
| 626            | Satin Chrome Plated                     |
| 630            | Satin Stainless Steel                   |
| 689            | Aluminum Painted                        |
| 691            | Light Bronze Painted                    |
| 693            | Black Painted                           |
| 695            | Dark Bronze Painted                     |
| BSP            | Black Suede Powder Coat                 |
| WSP            | White Suede Powder Coat                 |

**CYLINDERS:** Standard 6-Pin cylinders included with 440F, 580F Series Rose Trim only. All other keyed trim priced less cylinder, the list price of the cylinder must be added if cylinders are required. Specify cylinder and cylinder collar with collar size.

| PRODUCT OPTIONS  | ADD      |
|--|----------|
| <b>DESIGNER LEVER:</b> (HA)  | \$398.00 |
| <b>DUST GUARD:</b> Prefix "D" to model number (refer to catalog for available cylinders)   | \$79.00  |
| <b>DOOR WIDTH:</b>   |          |
| 36" Door Width - Specify 21 <b>X</b> 0-36  | STD      |
| 42" Door Width - Specify 21 <b>X</b> 0-42  | \$81.00  |
| 48" Door Width - Specify 21 <b>X</b> 0-48  | \$81.00  |
| <b>"X"</b> Specify <b>"0"</b> for Rim or <b>"1"</b> for Vertical Rod or <b>"5"</b> for SquareBolt®   |          |
| Door Thickness: Doors over 2-1/4"  | \$71.00  |
| <b>SLEEVE NUTS:</b> Factory orders only for exact quantity   |          |
| SN-104 (For interlock bracket on fire-rated mullions)  | \$4.00   |
| SN-134 (4 Pack)  | \$10.90  |
| <b>TORX® SECURITY HEAD SCREWS:</b> Standard size only  |          |
| Rim Exit Device  | \$63.00  |
| UL Rim Exit Device   |          |
| Surface Vertical Rod Exit Device (SVR)   | \$165.00 |
| Concealed Vertical Rod Exit Device (CVR)   | \$63.00  |
| 630F Series Trim   | \$0.00   |
| 121NL, 210F, 440F, 580F, 620F, 690F Series Trim  | N/A      |
| <b>ABRASIVE COATING:</b> On Touchbar Pad (ABCI)  | \$126.00 |
| <b>MICROSHIELD®:</b> Antimicrobial coating. Suffix <b>YMS</b> to model number for each exit device or trim that the coating will be applied.       | \$132.00 |
| <b>REFLECTION LEVERS:</b> The following levers are no longer available in 629 and 630 finishes, TT, TU, TW, TX, TY, UX, TG, TJ, TK, TE, TI and TD. | —        |

**When Ordering:** Specify finish where required.

## 2100 SERIES HOW TO ORDER

**ACCENTRA®**  
**ASSA ABLOY**


| 2 | 1 | X  | 0   | Suffix   | -XX  | Finish  | Other Info  |
|---|---|--|---|--|--|---|---|
|   |   | <b>Third Digit:</b><br><br><b>"0"</b> - Rim Device, Pullman Latch<br><br><b>"1"</b> - SVR Device<br><br><b>"5"</b> - SquareBolt® Rim Security<br><br><b>"7"</b> - SVR Device | <b>Fourth Digit:</b><br><br><b>"0"</b> - Standard | <b>No Suffix</b> - Panic label<br><br><b>"F"</b> - Fire exit device<br><br><b>"WS"</b> - Windstorm Certified Products <sup>4</sup> | <b>Size:</b><br>(DOW=Door Opening Width)<br><br><b>"36"</b> - 30" - 36" (0.76m to 0.91m) DOW<br><br><b>"42"</b> - 36" to 42" (0.91m to 1.07m) DOW<br><br><b>"48"</b> - 42" to 48" (1.07m to 1.22m) DOW | <b>613E</b><br><b>630</b><br><b>689</b><br><b>691</b><br><b>693</b><br><b>695</b><br><b>BSP</b> | <b>Door Hand</b> - RHR or LHR (SVR or lever escutcheon trim only). Devices are field reversible.<br><br><b>SN-134, 1/4-20 Sleeve Nuts (pack of 4).</b><br><br><b>SN-104, 10-24 Sleeve Nuts (pack of 4).</b><br><br><b>Door thickness: over 1-3/4" (45mm).</b><br><br><b>Optional Strike</b><br><br><b>Bottom Pullman Latch (SVR devices)</b><br><br><b>Removable Mullion:</b> M200, Panic Exit<br>M200F, Fire Exit<br><br><b>Custom Cylinder &amp; Cylinder Ring</b><br><br><b>Factory Keying</b> |



**NOTE:**

1. Vertical rod exit devices are 7' standard.
2. Panic Rated use rod extensions up to 10'.
3. Fire Rated use rod extensions up to 8'.
4. "WS" applies only to 2100(F) rim device. Contact Fleming-Baron Door Products for detailed frame/door requirements and limitations.

**When Ordering:** Specify design, hand and finish.  
Specify width for all exits and height for SVR.

## 2100 SERIES FLAT BAR EXIT DEVICE

| OPTIONS                    |   |     |          |
|----------------------------|---|-----|----------|
| BPL                        | Bottom Pullman Latch. Suffix BPL to 2110, 2120, 2160 & 2170 Panic Rated surface vertical rod exits.   | ADD | \$52.00  |
| LBR                        | Less Bottom Rod Suffix LBR to 2170 or 2160 only. 1-1/2 hr rating.   |     | \$0.00   |
| WIDE                       | Wide Style Latch Head Cover   |     | \$0.00   |
| WS                         | Windstorm certified. Suffix <b>WS</b> to 2100(F) rim device.  Hurricane |     | \$184.00 |
| YMS                        | MicroShield® antimicrobial coating. Suffix <b>YMS</b> to model number for each exit device or trim that the coating will be applied.                      |     | \$132.00 |
| Door Height over 8' to 10' | See catalog   |     | \$172.00 |

| MODEL #                        | PRODUCT DESCRIPTION  | 689 691<br>693 695 | 613E 630<br>BSP WSP | APPROX.<br>SHIPPING<br>WT. LBS. |
|--------------------------------|--|--------------------|---------------------|---------------------------------|
| <b>RIM:</b>                    |  |                    |                     |                                 |
| 2100                           | Panic Rated  | \$683.00           | \$1,014.00          | 11                              |
| 2100WS                         | Panic Rated Windstorm Certified  Hurricane | \$867.00           | \$1,198.00          | 11                              |
| 2100F                          | Fire Rated   | \$899.00           | \$1,230.00          | 11                              |
| 2100FWS                        | Fire Rated Windstorm Certified  Hurricane | \$1,083.00         | \$1,414.00          | 11                              |
| <b>SQUAREBOLT®:</b>            |  |                    |                     |                                 |
| 2150                           | Panic Rated  | \$770.00           | \$1,101.00          | 12                              |
| 2150F                          | Fire Rated   | \$986.00           | \$1,317.00          | 12                              |
| <b>SURFACE VERTICAL ROD:</b>   |  |                    |                     |                                 |
| 2110                           | Panic Rated  | \$1,024.00         | \$1,355.00          | 16                              |
| 2110F                          | Fire Rated   | \$1,240.00         | \$1,571.00          | 16                              |
| 2170                           | Panic Rated  | \$1,097.00         | \$1,428.00          | 16                              |
| 2170F                          | Fire Rated   | \$1,313.00         | \$1,644.00          | 16                              |
| <b>CONCEALED VERTICAL ROD:</b> |  |                    |                     |                                 |
| 2120                           | Panic Rated  | \$1,359.00         | \$1,690.00          | 16                              |
| 2120F                          | Fire Rated   | \$1,575.00         | \$1,906.00          | 16                              |
| 2160                           | Panic Rated  | \$1,490.00         | \$1,821.00          | 16                              |
| 2160F                          | Fire Rated   | \$1,706.00         | \$2,037.00          | 16                              |

**When Ordering:** Specify design, hand and finish.  
Specify width for all exits and height for SVR.

## 2100 SERIES TRIMS

**ACCENTRA®**  
**ASSA ABLOY**

## (ALL TRIMS PRICED LESS CYLINDER)

| MODEL # | PRODUCT DESCRIPTION   | 689 691 695 |
|---------|-----------------------|-------------|
| 213F    | Escutcheon x Cylinder | \$112.00    |
| 214F    | Pull Plate            |             |
| 217F    | Pull Plate x Cylinder |             |

| MODEL #            | PRODUCT DESCRIPTION                                       | 613E 626 <sup>1</sup> 630 <sup>1</sup><br>693 BSP WSP |
|--------------------|---|---|
| 121NL <sup>2</sup> | Nightlatch Trim   | \$94.00   |
| 603F               | Thumbturn x Escutcheon x Cylinder                         | \$677.00  |
| 620F               | Blank Escutcheon Plate                                    | \$579.00  |
| 621F               | Escutcheon x Cylinder                                     |   |
| 626F               | Lever x Escutcheon x Cylinder AR-AU-CR-JN-MO-PB-PN-VI-HA* | \$817.00  |
| 627F               | Lever x Escutcheon x Cylinder AR-AU-CR-JN-MO-PB-PN-VI-HA* |   |
| 628F               | Lever x Escutcheon AR-AU-CR-JN-MO-PB-PN-VI-HA*            |   |
| 629F               | Lever x Escutcheon AR-AU-CR-JN-MO-PB-PN-VI-HA*            |   |
| 630F               | Blank Escutcheon Plate                                    | \$369.00  |
| 631F               | Escutcheon x Cylinder                                     |   |
| 632F               | Pull x Escutcheon x Cylinder                              | \$579.00  |
| 633F               | Pull x T.P. x Escutcheon x Cylinder                       | \$721.00  |
| 634F               | Pull x Escutcheon   | \$579.00  |
| 635F               | Pull x T.P. x Escutcheon                                  | \$721.00  |

\*See the Variations page for HA price add.

1. Escutcheon is plated to simulate Stainless Steel.
2. Not recommended for VR exit devices.

## WITH REFLECTIONS® LEVER DESIGNS:

| MODEL # | PRODUCT DESCRIPTION           | 613E 626 <sup>1</sup> 630 <sup>1</sup><br>BSP WSP |
|---------|-------------------------------|---|
| 626F    | Lever x Escutcheon x Cylinder | \$817.00  |
| 627F    | Lever x Escutcheon x Cylinder |   |
| 628F    | Lever x Escutcheon            |   |
| 629F    | Lever x Escutcheon            |   |

1. Escutcheon is plated to simulate Stainless Steel.

**NOTES:** Cylinder reference indicates function only, all trims are **less cylinder**.  
 Cylinder rings/collars not furnished with trims ordered less cylinders.  
 See page [162](#) for cylinders if required.



## 2100 SERIES TRIMS

| MODEL #  | PRODUCT DESCRIPTION                         | 689 691<br>695 | 613E 626<br>693 BSP WSP |
|--|---|----------------|-------------------------|
| <b>ROSE TRIMS: (Standard Cylinders Included)</b> |   |                |                         |
| 441F   | AU-MO-PB Key-In-Lever – Nightlatch          | \$249.00       | \$276.00                |
| 446F   | AU-MO-PB Key-In-Lever – Classroom           |                |                         |
| 448F   | AU-MO-PB Active Lever – Dummy Free Wheeling | \$201.00       | \$228.00                |
| 449F   | AU-MO-PB Rigid Lever – Dummy Rigid          |                |                         |

440F trim available in 6 pin only. See 540F, page [124](#), if 7-pin required.

| MODEL #   | PRODUCT DESCRIPTION                         | 689      | 613E 626<br>BSP WSP |
|---|---|----------|---------------------|
| <b>ROSE x ESCUTCHEON TRIMS: (Standard Cylinders Included)</b> |   |          |                     |
| 581F  | AU-MO-PB Key-In-Lever – Nightlatch          | \$727.00 | \$754.00            |
| 586F  | AU-MO-PB Key-In-Lever – Classroom           |          |                     |
| 588F  | AU-MO-PB Active Lever – Dummy Free Wheeling | \$623.00 | \$650.00            |
| 589F  | AU-MO-PB Rigid Lever – Dummy Rigid          |          |                     |

Note: Specified finish will apply to rose/lever finish only. Escutcheon provided in 689 (Aluminum Painted) finish for all.

| MODEL #   | PRODUCT DESCRIPTION  | 613E 626' 630' 693 BSP WSP |
|---|--|----------------------------|
| <b>ELECTRIFIED TRIM: (Trims Priced Less Cylinder)</b> |  |                            |
| 690F  | Lever x Escutcheon x Cylinder x Fail Safe<br>AR-AU-CR-JN-MO-PB-PN-VI-HA*   | \$1,948.00                 |
| 691F  | Lever x Escutcheon x Cylinder x Fail Secure<br>AR-AU-CR-JN-MO-PB-PN-VI-HA* |                            |
| SM  | SPDT Lock and Unlock Monitor Switch  | \$503.00                   |
| EX  | Trim Gasket for Exterior Applications                                      | \$49.00                    |

\*See the Variations page for HA price add.

1. Escutcheon is plated to simulate Stainless Steel.

## WITH REFLECTIONS® LEVER DESIGNS:

| MODEL #   | PRODUCT DESCRIPTION                         | 613E 626' 630' BSP WSP |
|---|---|------------------------|
| <b>ELECTRIFIED TRIM: (Trims Priced Less Cylinder)</b> |   |                        |
| 690F  | Lever x Escutcheon x Cylinder x Fail Safe   | \$1,948.00             |
| 691F  | Lever x Escutcheon x Cylinder x Fail Secure |                        |

1. Escutcheon is plated to simulate Stainless Steel.

| OPTIONS    |  |     |        |
|------------|--|-----|--------|
| <b>B-</b>  | Prefix for SFIC core prep Key-In-Lever Trim<br>Available with AU, MO, and PB levers.         | ADD | \$0.00 |
| <b>M-</b>  | Prefix for Medeco®/ASSA® IC Core Prep Key-In-Lever Trim<br>Available with AU levers.         |     | \$0.00 |
| <b>S-</b>  | Prefix for Schlage® cylinder prep Key-In-Lever Trim<br>Available with AU, MO, and PB levers. |     | \$0.00 |
| <b>SI-</b> | Prefix for Schlage® IC Core Prep Key-In-Lever Trim.<br>Available with AU, MO, and PB levers. |     |        |

See page [162](#) for cylinders if required.

CYLINDERS



| MODEL #   | PRODUCT DESCRIPTION  | *ALL FINISHES |
|---|--|---------------|
| <b>RIM CYLINDERS FOR 210F, 620F, 630F, 690F SERIES AND 121NL NIGHTLATCH TRIM:</b> |  |               |
| 1109  | Standard Cylinder 6-Pin  | \$119.00      |
| 1109  | Standard Cylinder 7-Pin  | \$121.00      |
| 1709  | CMK Cylinder 6-Pin   | \$137.00      |
| 1709  | CMK Cylinder 7-Pin   | \$139.00      |
| 1193  | Large Format Interchangeable Core Cylinder 6-Pin                                       | \$214.00      |
| 1193  | Large Format Interchangeable Core Cylinder 7-Pin                                       | \$216.00      |
| 5109  | Security Cylinder 6-Pin  | \$470.00      |
| 5109  | Security Cylinder 7-Pin  | \$474.00      |
| U5109   | High Security Cylinder 6-Pin   | \$628.00      |
| U5109   | High Security Cylinder 7-Pin   | \$632.00      |
| 5193  | Security Large Format Interchangeable Core Cylinder 6-Pin                              | \$581.00      |
| 5193  | Security Large Format Interchangeable Core Cylinder 7-Pin                              | \$585.00      |
| K300  | ASSA ABLOY ACCENTRA® KeyMark® Cylinder 6- or 7-Pin                                     | \$150.00      |
| K840  | ASSA ABLOY ACCENTRA® KeyMark Large Format Interchangeable Core Cylinder 6-Pin or 7-Pin | \$258.00      |
| K640  | ASSA ABLOY ACCENTRA® KeyMark Small Format Interchangeable Core Cylinder 6- or 7-Pin    | \$252.00      |
| A640  | Best® Keyway Small Format Interchangeable Core Cylinder 6- or 7-Pin                    | \$203.00      |
| 2109  | Schlage® "C" Keyway Cylinder 6-Pin - 0-bitted or Keyed Random                          | \$119.00      |


**NOTES:** Cylinder Rings/Collars no charge if ordered with cylinder.  
Specify ring/collar and size when ordering.  
\*Rim cylinders not available in 630 finish.

| MODEL #  | PRODUCT DESCRIPTION   | ADD TO TRIM | ORDERED SEPARATELY |
|--|---|-------------|--------------------|
| <b>COMPONENT CYLINDERS FOR 440F, 580F SERIES TRIM:</b> |   |             |                    |
| 1802   | Standard Cylinder 6-Pin for Lever Designs   | N/C         | \$104.00           |
| 1802A  | Standard Cylinder 7-Pin for Lever Designs   | \$2.00      | \$106.00           |
| 5802   | Security Cylinder 6-Pin for Lever Designs   | \$308.00    | \$412.00           |
| 5802A  | Security Cylinder 7-Pin for Lever Designs   | \$312.00    | \$416.00           |
| 1210   | Large Format Interchangeable Core Only 6-Pin  | \$95.00     | \$95.00            |
| 1220   | Large Format Interchangeable Core Only 7-Pin  | \$97.00     | \$97.00            |
| 5210   | Security Large Format Interchangeable Core Only 6-Pin                               | \$379.00    | \$379.00           |
| 5220   | Security Large Format Interchangeable Core Only 7-Pin                               | \$383.00    | \$383.00           |
| K402   | ASSA ABLOY ACCENTRA® KeyMark® Cylinder for Lever Designs                            | \$27.00     | \$131.00           |
| K800   | ASSA ABLOY ACCENTRA® KeyMark® Large Format Interchangeable Core Only 6-or 7-Pin     | \$139.00    | \$139.00           |
| K600   | ASSA ABLOY ACCENTRA® KeyMark® Small Format Interchangeable Core Only 6-or 7-Pin     | \$133.00    | \$133.00           |
| A600   | Best® Keyway Small Format Interchangeable Core Only 6-or 7-Pin                      | \$84.00     | \$84.00            |
| 2802   | Schlage® "C" Keyway Cylinder 6-Pin - 0-bitted or Keyed Random for Lever Designs     | N/C         | \$104.00           |
| 3804   | Other Manuf. Keyway Cylinder 6-Pin - Keyed Random, Specify Keyway for Lever Designs | \$27.00     | \$131.00           |

440F trim available in 6 pin only. See 540F in 7000 series section if 7-pin required.  
ASSA ABLOY ACCENTRA® KeyMark® and Security products are priced separately. The cylinders are not discounted the same as the trim.

When Ordering: Specify design, hand and finish.

## 2100 SERIES MISCELLANEOUS

| MODEL #                                   | PRODUCT DESCRIPTION  | BLACK    |
|---|--|----------|
| <b>STRIKES:</b>                           |  |          |
| 702                                       | V.R. Bottom Strike for Pullman Latch (optional)  | \$59.00  |
| 757F                                      | Rim Strike (Panic and Fire Devices)  | \$107.00 |
| 757FWS                                    | Rim Strike for Windstorm Devices 2100(F)WS  Hurricane | \$151.00 |
| 790                                       | V.R. Bottom Strike for Deadbolt  | \$59.00  |
| 791                                       | V.R. Top Roller Strike   | \$113.00 |
| 793                                       | Rim Strike for Doors Pairs (optional)  | \$94.00  |
| 794                                       | V.R. Bottom Strike for Deadbolt (optional)   | \$59.00  |
| 797                                       | V.R. Top Bracket (optional)  | \$8.00   |
| <b>SHIM KITS TO CLEAR GLASS MOLDINGS:</b> |  |          |
| 223                                       | 1/4" Shim Kit for Rim Device   | \$94.00  |
| 224                                       | 1/4" Shim Kit for V.R. Device  | \$143.00 |

| MODEL #                | PRODUCT DESCRIPTION       | 689 691<br>693 695 | 605 606 612 613E<br>630 BSP WSP |
|------------------------|---------------------------|--------------------|---------------------------------|
| <b>EXTENSION RODS:</b> |                           |                    |                                 |
| 2010-2                 | 2" Extension              | \$71.00            | \$101.00                        |
| 2010-6                 | 6" Extension              | \$91.00            | \$121.00                        |
| 2010-12                | 12" Extension             | \$110.00           | \$140.00                        |
| 2010-24                | 24" Extension (2170 only) | \$138.00           | \$168.00                        |

| PART #       | DESCRIPTION   | LIST PRICE |
|--------------|---|------------|
| 60-7000-1131 | Dogging Key   | \$2.00     |
| 60-7000-9100 | Plastic Installation Template used for installation of all 2100 Devices | \$5.70     |









**NOTE:** See page [212](#) for power supplies and electrified accessories.

| PART #                | PRODUCT DESCRIPTION                   | LIST PRICE |
|-----------------------|---------------------------------------|------------|
| <b>CLADDING KITS:</b> |                                       |            |
| 81-9500-1017-000      | 1/4" Interior CVR Cladding Kit (2160) | \$152.00   |
| 81-9500-1009-000      | 3/8" Interior CVR Cladding Kit (2160) | \$221.00   |
| 81-9500-1013-000      | 1/2" Interior CVR Cladding Kit (2160) | \$248.00   |
| 81-9500-1015-000      | 5/8" Interior CVR Cladding Kit (1160) | \$304.00   |

**When Ordering:** Specify finish where required.

REMOVABLE MULLIONS



| MODEL #                          | PRODUCT DESCRIPTION  | 600        | 628 695    |
|----------------------------------|--|------------|------------|
| <b>REMOVABLE MULLIONS:</b>       |  |            |            |
| M200                             | Steel Mullion - Panic Rated x 7'2"   | \$1,056.00 | —          |
| M200F                            | Steel Mullion – 3 Hour Fire Rated x 7'2"   | \$1,468.00 |            |
| M200F                            | Steel Mullion – 3 Hour Fire Rated x 10'  | \$1,494.00 |            |
| M200FWS                          | Steel Mullion – 3 Hour Fire Rated, Windstorm Certified x 7'2"*   | \$2,016.00 |            |
| M200FWS                          | Steel Mullion – 3 Hour Fire Rated, Windstorm Certified x 8"*     | \$2,046.00 |            |
| M200SM                           | Split Mullion - Steel Panic Rated x 8'   | \$1,340.00 |            |
| M300                             | Aluminum Mullion - Specify 8' or 10' (For 9' specify 10' and cut in field)   | —          | \$1,757.00 |
| <b>KEYED REMOVABLE MULLIONS:</b> |  |            |            |
| KRM200                           | Steel Mullion - Panic Rated x 7'2"   | \$1,755.00 | —          |
| KRM200F                          | Steel Mullion – 1-1/2 Hour Fire Rated x 7'2"   | \$2,120.00 |            |
| KRM200F                          | Steel Mullion – 1-1/2 Hour Fire Rated x 10'  | \$2,148.00 |            |
| KRM200FWS                        | Steel Mullion – 3 Hour Fire Rated, Windstorm Certified x 7'2"*   | \$2,632.00 |            |
| KRM200FWS                        | Steel Mullion – 3 Hour Fire Rated, Windstorm Certified x 8'      | \$2,654.00 |            |
| KRM200SM                         | Split Mullion - Steel Panic Rated x 8'   | \$1,979.00 |            |

\*For use with UL Listed door assemblies that comply to FEMA 361 and ICC 500

**NOTES:**

Mullion Cylinder Kit not included with KRM Mullions. Must order separately.

Mullions longer than 8' must be ordered as fire rated option x 10' length. Fire rating is valid only up to 96".

| MODEL                        | PRODUCT DESCRIPTION   | LIST PRICE |
|------------------------------|---|------------|
| <b>MULLION CYLINDER KITS</b> |   |            |
| AMCK1                        | KRM200 - Steel Mullion - Panic Rated x 7'2"                                     | \$119.00   |
|                              | KRM200F - Steel Mullion - 1-/12 Hour Fire Rated x 7'2" or 10'                   |            |
|                              | KRM200SM - Split Mullion - Steel Panic Rated x 8'                               |            |
| AMCK2                        | KRM200FWS - Steel Mullion - 3 Hour Fire Rated, Windstorm Certified x 7'2" or 8' |            |

\*Specify Finish and Cylinder Key Code when ordering

**Ex:** AMCK1 x FINISH x CYLINDER CODE (i.e. AMCK1 x 630 x CT6)

| MODEL   | PRODUCT DESCRIPTION  | CYLINDER LENGTH | COLLAR SIZE STD. MULLION | ALL FINISHES |
|---|--|-----------------|--------------------------|--------------|
| <b>MORTISE CYLINDERS FOR KRM SERIES: (CYLINDERS ARE NOT INCLUDED WITH MULLIONS, MUST BE ORDERED SEPARATELY)</b> |  |                 |                          |              |
| 2153  | Standard Cylinder 6-Pin  | 1-1/8"          | 1765.312                 | \$119.00     |
| 2153  | Standard Cylinder 7-Pin  | 1-1/4"          | 1765.500                 | \$121.00     |
| 2196  | Large Format Interchangeable Core Cylinder 6-Pin                                     | 1-1/2"          | 1765.750                 | \$214.00     |
| 2197  | Large Format Interchangeable Core Cylinder 7-Pin                                     | 1-11/16"        | 1765.844                 | \$216.00     |
| 5153  | Security Cylinder 6-Pin  | 1-1/8"          | 1765.312                 | \$470.00     |
| 5153  | Security Cylinder 7-Pin  | 1-1/4"          | 1765.500                 | \$474.00     |
| 5196  | Security Large Format Interchangeable Core Cylinder 6-Pin                            | 1-1/2"          | 1765.750                 | \$581.00     |
| 5197  | Security Large Format Interchangeable Core Cylinder 7-Pin                            | 1-11/16"        | 1765.844                 | \$585.00     |
| K100  | ASSA ABLOY ACCENTRA® KeyMark® Cylinder 6- or 7-Pin                                   | 1-1/8"          | 1765.312                 | \$139.00     |
| K100  | ASSA ABLOY ACCENTRA® KeyMark® Cylinder 6- or 7-Pin                                   | 1-1/4"          | 1765.500                 |              |
| K100  | ASSA ABLOY ACCENTRA® KeyMark® Cylinder 6- or 7-Pin                                   | 1-1/2"          | 1765.750                 | \$295.00     |
| K820  | ASSA ABLOY ACCENTRA® KeyMark® Large Format Interchangeable Core Cylinder 6-Pin       | 1-1/2"          | 1765.750                 | \$258.00     |
| K820  | ASSA ABLOY ACCENTRA® KeyMark® Large Format Interchangeable Core Cylinder 7-Pin       | 1-11/16"        | 1765.844                 |              |
| K620  | ASSA ABLOY ACCENTRA® KeyMark® Small Format Interchangeable Core Cylinder 6-Pin       | 1-1/4"          | 1765.500                 | \$252.00     |
| K620  | ASSA ABLOY ACCENTRA® KeyMark® Small Format Interchangeable Core Cylinder 6- or 7-Pin | 1-3-8"          | 1765.563                 |              |
| A620  | Best® Keyway Small Format Interchangeable Core Cylinder 6-Pin                        | 1-1/4"          | 1765.500                 | \$203.00     |
| A620  | Best® Keyway Small Format Interchangeable Core Cylinder 6- or 7-Pin                  | 1-3-8"          | 1765.563                 |              |
| 2553*   | Schlage® "C" Keyway Cylinder 6-Pin - 0-bitted or Keyed Random                        | 1-1/8"          | 1765.312                 | \$119.00     |

**NOTE:** Cylinders ordered separately, not included with KRM mullions

\*2553 only available in 606, 612, and 626 finishes.

| MODEL/PART #     | PRODUCT DESCRIPTION   | LIST PRICE |
|------------------|---|------------|
| M203             | Door Frame Spacer Block   | \$78.00    |
| M204             | Door Frame Angle Bracket  |            |
| 60-7000-0750     | Locking Mechanism for KRM200(F)   | \$757.00   |
| 60-7000-0755     | Top Retainer Pack for KRM200(F) and KRM200SM x 8'                       | \$330.00   |
| 60-7000-0759     | Top Retainer Pack for M200(F) x 7' or 8' and M200SM x 8'                | \$330.00   |
| 60-7000-0760     | Bottom Retainer Pack for KRM200(F) and KRM200SM x 8'                    | \$218.00   |
| 60-7000-0763     | Bottom Retainer Pack for M200(F) x 7' or 8' and M200SM x 8'             | \$218.00   |
| 60-7000-0051     | Split Mullion Socket Flat Head Screws for M200SM x 8' and KRM200SM x 8' | \$9.00     |
| 81-6419-2412-058 | #8-32 X 1/2 Mullion Cyl. Set Screw                                      | \$4.00     |

**When Ordering:** Specify finish where required.

## 1800 SERIES GRADE 1 EXIT DEVICES

**DOOR WIDTHS:** Prices are for standard sizes only. When ordering, suffix width as follows: 18X0-36, 18X0-42 or 18X0-48. No other sizes available.

**VARIATIONS:** Exit Devices and Trims are priced and ordered separately. In order to determine the full list price of a 1800 Series Exit Device with trim, it is necessary to add the list price of the device model number and the list price of the trim model number.

**STANDARD FINISHES:** Products will be furnished only in the following finishes.

| ANSI/BHMA CODE       | FINISH DESCRIPTION   |
|----------------------|----------------------|
| <b>EXIT DEVICES:</b> |                      |
| 689                  | Aluminum Painted     |
| 691                  | Light Bronze Painted |
| 693                  | Black Painted        |
| 695                  | Dark Bronze Painted  |

| ANSI/BHMA CODE | FINISH DESCRIPTION    |
|----------------|-----------------------|
| <b>TRIMS:</b>  |                       |
| 626            | Satin Chrome Plated   |
| 630            | Satin Stainless Steel |
| 689            | Aluminum Painted      |
| 691            | Light Bronze Painted  |
| 693            | Black Painted         |
| 695            | Dark Bronze Painted   |

**CYLINDERS:** Standard 6-Pin cylinders included with 440F Series Rose Trim only. All other keyed trim priced less cylinder, the list price of the cylinder must be added if cylinders are required. Specify cylinder and cylinder collar with collar size.

| PRODUCT DESCRIPTION  | ADD      |
|--|----------|
| <b>DOOR WIDTH:</b>   |          |
| 36" Door Width - Specify 18 <b>X</b> 0-36                  | STD      |
| 42" Door Width - Specify 18 <b>X</b> 0-42                  | \$0.00   |
| 48" Door Width - Specify 18 <b>X</b> 0-48                  | \$81.00  |
| <b>"X" Specify "0" for Rim or "1" for Vertical Rod</b>     |          |
| Door Thickness: Doors over 2-1/4"                          | \$71.00  |
| <b>SLEEVE NUTS:</b> Factory orders only for exact quantity |          |
| SN-104 (For interlock bracket on fire-rated mullions)      | \$4.00   |
| SN-134 (4 Pack)  | \$10.90  |
| <b>TORX® SECURITY HEAD SCREWS:</b> Standard size only      |          |
| Rim Exit Device  | \$63.00  |
| UL Rim Exit Device   |          |
| Vertical Rod Exit Device                                   | \$165.00 |
| UL Vertical Rod Exit Device                                |          |
| 420F Series  | \$8.00   |
| 210F, 440F Series Trim                                     | N/A      |

## 1800 SERIES EXIT DEVICE HOW TO ORDER

**ACCENTRA®**  
**ASSA ABLOY**

| 1 | 8 | X   | 0 | Suffix  | -XX  | Finish   | Other Info  |
|---|---|---|---|---|--|--|---|
|   |   | <b>Third Digit:</b><br><br><b>"0"</b> - Rim Device<br><br><b>"1"</b> - SVR Device |   | <b>No Suffix</b> - Panic label<br><br><b>"F"</b> - Fire exit device | <b>Size:</b><br>(DOW=Door Opening Width)<br><br><b>"36"</b> - 30" - 36"<br>(76cm to 91cm) DOW<br><br><b>"42"</b> - 36" to 42"<br>(91cm to 107cm) DOW<br><br><b>"48"</b> - 42" to 48"<br>(107cm to 122cm) DOW | <b>689</b><br><b>691</b><br><b>693</b><br><b>695</b> | <b>Door Hand</b> - RHR or LHR (SVR or lever escutcheon trim only). Devices are field reversible.<br><br><b>SN-134, 1/4-20 Sleeve Nuts (pack of 4).</b><br><b>SN-104, 10-24 Sleeve Nuts (pack of 4).</b><br><br><b>Door thickness: over 1-3/4" (45mm).</b><br><br><b>Rod Extensions:</b> (quantity) 2010-2<br>(quantity) 2010-6<br>(quantity) 2010-12<br><br><b>Shim Kits:</b> (quantity) 223<br>(quantity) 224<br><br><b>Optional Strike</b><br><b>Bottom Pullman Latch (SVR device)</b><br><b>Removable Mullion:</b> M200 (Panic)<br>M200F (Fire)<br>KRM200 (Panic)<br>KRM200F (Fire)<br>M200SM (Panic)<br>KRM200SM (Panic)<br><br><b>Custom Cylinder &amp; Cylinder Ring</b><br><b>Factory Keying</b> |

**NOTE:** Vertical rod exit devices are 7' standard.  
 Panic and Fire Rated use rod extensions up to 8'.

**When Ordering:** Specify design, hand and finish.  
 Specify width for all exits and height for SVR.

## 1800 SERIES GRADE 1 FLAT BAR EXIT DEVICE

| MODEL #                                     | PRODUCT DESCRIPTION | 689 691<br>693 695 | APPROX.<br>SHIPPING<br>WT. LBS. |
|---|---------------------|--------------------|---------------------------------|
| <b>RIM:</b>                                 |                     |                    |                                 |
| 1800  | Panic Rated         | \$383.00           | 11                              |
| 1800F                                       | Fire Rated          | \$486.00           | 11                              |
| <b>SURFACE VERTICAL ROD:</b>                |                     |                    |                                 |
| 1810*                                       | Panic Rated         | \$524.00           | 16                              |
| 1810F                                       | Fire Rated          | \$627.00           | 16                              |
| * Bottom Pullman Latch (Not for Fire Rated) |                     | \$52.00            | —                               |

## 1800 SERIES EXIT DEVICE TRIMS

| MODEL # | PRODUCT DESCRIPTION  | 689 691<br>693 695 | 630      |
|---------|--|--------------------|----------|
| 213F    | Escutcheon x Cylinder – Nightlatch                           | \$112.00           | —        |
| 214F    | Pull Plate – Dummy Trim                                      |                    |          |
| 217F    | Pull Plate x Cylinder – Dummy Trim                           |                    |          |
| 420F    | Blank Escutcheon Plate – Exit Only                           | \$310.00           | \$337.00 |
| 421F    | Escutcheon x Cylinder – Nightlatch                           |                    |          |
| 426F    | Lever x Escutcheon x Cylinder AU-MO-PB – Classroom/Storeroom | \$432.00           | \$459.00 |
| 427F    | Lever x Escutcheon x Cylinder AU-MO-PB – Classroom/Storeroom |                    |          |
| 428F    | Lever x Escutcheon AU-MO-PB – Dummy Trim                     |                    |          |
| 429F    | Lever x Escutcheon AU-MO-PB – Dummy Trim                     |                    |          |

**NOTE:** Cylinder reference indicates function only, all trims are **less cylinder**.  
Cylinder rings/collars not furnished with trims ordered less cylinders.

| MODEL #  | PRODUCT DESCRIPTION   | 689 691 695 | 626 693  |
|--|-----------------------|-------------|----------|
| <b>ROSE TRIMS: (Standard Cylinders Included)</b> |                       |             |          |
| 441F   | AU-MO-PB Key-In-Lever | \$249.00    | \$276.00 |
| 446F   | AU-MO-PB Key-In-Lever |             |          |
| 448F   | AU-MO-PB Active Lever | \$201.00    | \$228.00 |
| 449F   | AU-MO-PB Rigid Lever  |             |          |

## MISCELLANEOUS

| MODEL #  | PRODUCT DESCRIPTION   | ALL FINISHES |
|--|---|--------------|
| <b>RIM CYLINDERS FOR 210F, 420F SERIES TRIM:</b> |   |              |
| 1109   | Standard Cylinder 6-Pin   | \$119.00     |
| 1709   | CMK Cylinder 6-Pin  | \$137.00     |
| A640   | Best® Keyway Small Format Interchangeable Core Cylinder 6- or 7-Pin | \$203.00     |
| 2109   | Schlage® "C" Keyway Cylinder 6-Pin - 0-bitted or Keyed Random       | \$119.00     |

**NOTE:** Cylinder Rings/Collars no charge if ordered with cylinder.  
Specify ring/collar and size when ordering.

| MODEL #  | PRODUCT DESCRIPTION  | ADD TO TRIM | 606 626  |
|--|--|-------------|----------|
| <b>COMPONENT CYLINDERS FOR 440F SERIES TRIM:</b> |  |             |          |
| 1802   | Standard Cylinder 6-Pin  | \$0.00      | \$104.00 |
| A600   | Best® Keyway Small Format Interchangeable Core Only 6-or 7-Pin | \$84.00     | \$84.00  |
| 2802   | Schlage® "C" Keyway Cylinder 6-Pin - 0-bitted or Keyed Random  | \$0.00      | \$104.00 |

| OPTION    |  |     |        |
|-----------|--|-----|--------|
| <b>B-</b> | Prefix for SFIC Core Prep for Key-in-Lever Trim, Less Core | ADD | \$0.00 |

| MODEL #                                   | PRODUCT DESCRIPTION                             | BLACK    |
|---|---|----------|
| <b>RETROFIT KIT:</b>                      |   |          |
| ECK2                                      | Replacement Metal End Cap                       | \$71.00  |
| <b>STRIKES:</b>                           |   |          |
| 702                                       | V.R. Bottom Strike for Pullman Latch (Optional) | \$59.00  |
| 757F                                      | Rim Strike (Panic and Fire Devices)             | \$107.00 |
| 790                                       | V.R. Bottom Strike for Deadbolt                 | \$59.00  |
| 791                                       | V.R. Top Roller Strike                          | \$113.00 |
| 793                                       | Rim Strike for Doors Pairs (optional)           | \$94.00  |
| 794                                       | V.R. Bottom Strike for Deadbolt (optional)      | \$59.00  |
| 797                                       | V.R. Top Bracket (optional)                     | \$8.00   |
| <b>SHIM KITS TO CLEAR GLASS MOLDINGS:</b> |   |          |
| 223                                       | 1/4" Shim Kit for Rim Device                    | \$94.00  |
| 224                                       | 1/4" Shim Kit for V.R. Device                   | \$143.00 |

| MODEL #                                      | PRODUCT DESCRIPTION | 689 691<br>693 695 |
|--|---------------------|--------------------|
| <b>EXTENSION RODS:</b>                       |                     |                    |
| 2010-2                                       | 2" Extension        | \$71.00            |
| 2010-6                                       | 6" Extension        | \$91.00            |
| 2010-12                                      | 12" Extension       | \$110.00           |
| <b>DOGGING KEY 60-7000-1131: (no finish)</b> |                     | \$2.00             |



## MULLIONS

| MODEL #                          | PRODUCT DESCRIPTION                          | 600        |
|----------------------------------|--|------------|
| <b>REMOVABLE MULLIONS:</b>       |  |            |
| M200                             | Steel Mullion - Panic Rated x 7'2"           | \$1,056.00 |
| M200F                            | Steel Mullion – 3 Hour Fire Rated x 7'2"     | \$1,468.00 |
| M200F                            | Steel Mullion – 3 Hour Fire Rated x 10'      | \$1,494.00 |
| M200SM                           | Split Mullion - Steel Panic Rated x 8'       | \$1,340.00 |
| <b>KEYED REMOVABLE MULLIONS:</b> |  |            |
| KRM200                           | Steel Mullion - Panic Rated x 7'2"           | \$1,755.00 |
| KRM200F                          | Steel Mullion – 1-1/2 Hour Fire Rated x 7'2" | \$2,120.00 |
| KRM200SM                         | Split Mullion - Steel Panic Rated x 8'       | \$1,979.00 |

**NOTES:**

Mullion Cylinder Kit not included with KRM Mullions. Must order separately.

Mullions longer than 8' must be ordered as fire rated option x 10' length. Fire rating is valid only up to 96".

| MODEL                        | PRODUCT DESCRIPTION   | LIST PRICE |
|------------------------------|---|------------|
| <b>MULLION CYLINDER KITS</b> |   |            |
| AMCK1                        | KRM200 - Steel Mullion - Panic Rated x 7'2"                   | \$119.00   |
|                              | KRM200F - Steel Mullion - 1-1/2 Hour Fire Rated x 7'2" or 10' |            |
|                              | KRM200SM - Split Mullion - Steel Panic Rated x 8'             |            |

\*Specify Finish and Cylinder Key Code when ordering

**Ex:** AMCK1 x FINISH x CYLINDER CODE (i.e. AMCK1 x 630 x CT6)

| MODEL   | PRODUCT DESCRIPTION   | CYLINDER LENGTH | COLLAR SIZE | ALL FINISHES |
|---|---|-----------------|-------------|--------------|
| <b>MORTISE CYLINDERS FOR KRM SERIES:</b> (Cylinders are not included with mullions, must be ordered separately) |   |                 |             |              |
| 2153  | Standard Cylinder 6-Pin   | 1-1/8"          | 1765.312    | \$119.00     |
| A620  | Best® Keyway Small Format Interchangeable Core Cylinder 6-Pin       | 1-1/4"          | 1765.500    | \$203.00     |
| A620  | Best® Keyway Small Format Interchangeable Core Cylinder 6- or 7-Pin | 1-3/8"          | 1765.563    |              |
| 2553*   | Schlage® "C" Keyway Cylinder 6-Pin - 0-bitted or Keyed Random       | 1-1/8"          | 1765.312    | \$119.00     |

**NOTE:** Cylinder collars are furnished at no charge when ordered with cylinder. Specify collar size when ordering.

\*2553 only available in 606, 612, and 626 finishes.

| MODEL/PART #     | PRODUCT DESCRIPTION   | LIST PRICE |
|------------------|---|------------|
| M203             | Door Frame Spacer Block                                     | \$78.00    |
| M204             | Door Frame Angle Bracket                                    |            |
| 60-7000-0750     | Locking Mechanism for KRM200(F)                             | \$757.00   |
| 60-7000-0755     | Top Retainer Pack for KRM200(F) and KRM200SM x 8'           | \$330.00   |
| 60-7000-0759     | Top Retainer Pack for M200(F) x 7' or 8' and M200SM x 8'    | \$330.00   |
| 60-7000-0760     | Bottom Retainer Pack for KRM200(F) and KRM200SM x 8'        | \$218.00   |
| 60-7000-0763     | Bottom Retainer Pack for M200(F) x 7' or 8' and M200SM x 8' | \$218.00   |
| 81-6419-2412-058 | #8-32 X 1/2" Mullion Cyl. Set Screw                         | \$4.00     |



## 1500 SERIES EXIT DEVICES

**VARIATIONS:** Exit devices and Trim are priced and ordered separately. In order to determine the full list price of a 1500 series device with trim, it is necessary to add the list price of the device model number and the list price of the trim model number.

**STANDARD FINISHES:** Products will be furnished only in the following finishes.

| ANSI/BHMA CODE | FINISH DESCRIPTION                      |
|----------------|---|
| <b>BRASS:</b>  |   |
| 605            | Bright Brass, Clear Coated              |
| 606            | Satin Brass, Clear Coated               |
| <b>BRONZE:</b> |   |
| 611            | Bright Bronze, Clear Coated             |
| 612            | Satin Bronze, Clear Coated              |
| 613E           | Dark Oxidized Satin Bronze - equivalent |

| ANSI/BHMA CODE          | FINISH DESCRIPTION                |
|-------------------------|-----------------------------------|
| <b>CHROME:</b>          |                                   |
| 626                     | Satin Chrome Plated               |
| <b>NICKEL:</b>          |                                   |
| 619                     | Satin Nickel Plated, Clear Coated |
| <b>STAINLESS STEEL:</b> |                                   |
| 629                     | Bright Stainless Steel            |
| 630                     | Satin Stainless Steel             |
| <b>PAINTED:</b>         |                                   |
| 693                     | Black Painted                     |
| BSP                     | Black Suede Powder Coat           |
| WSP                     | White Suede Powder Coat           |

**CYLINDERS:** Keyed trim priced less cylinder, the list price of the cylinder must be added if cylinders are required. Specify cylinder and cylinder collar with collar size.

| PRODUCT DESCRIPTION  | ADD     |
|--|---------|
| <b>DUST GUARD:</b> Prefix "D" to model number (refer to catalog for available cylinders)   | \$79.00 |
| <b>SLEEVE NUTS:</b> Factory orders only for exact quantity   |         |
| Rim, Mortise and CVR   | \$26.00 |
| UL Rim, Mortise and CVR  | \$43.00 |
| Surface Vertical Rod (SVR)   | \$43.00 |
| UL Surface Vertical Rod (SVR)  | \$43.00 |
| <b>REINFORCED CROSSBAR:</b>  | \$85.00 |
| <b>48" CROSSBAR</b>  | \$96.00 |
| <b>ABRASIVE COATING:</b> On Crossbar (ABC)   | \$85.00 |
| <b>Door Thickness:</b> Doors over 2-1/4"   | \$71.00 |
| <b>REFLECTION LEVERS:</b> The following levers are no longer available in 629 and 630 finishes, TT, TU, TW, TX, TY, UX, TG, TJ, TK, TE, TI and TD. | —       |

**When Ordering:** Specify design, hand and finish.

1500 SERIES EXIT DEVICES - HOW TO ORDER



| 15 | X   | 0 | Suffix   | Size   | Finish                       | Other Info   |
|----|---|---|--|--|------------------------------|--|
|    | <b>Third Digit:</b><br><br><b>"0"</b> - Rim Device<br><br><b>"1"</b> - SVR Device<br><br><b>"2"</b> - CVR Device<br><br><b>"3"</b> - Mortise Device |   | <b>Mechanical Feature:</b><br><br><b>"F"</b><br>Fire Exit Device<br><br><b>"K5"</b><br>Mortise Device, EO or Entry by Key with/without Rigid Knob.<br><br><b>"K8"</b><br>Mortise Device, Entry by Knob.<br><br><b>"L5"</b><br>Mortise Device, Entry by Key with/without Rigid Lever.<br><br><b>"L8"</b><br>Mortise Device, Entry by Lever.<br><br><b>"T5"</b><br>Mortise Device with Thumbpiece Trim<br><br><b>"T8"</b><br>Mortise Device, Active Thumbpiece Trim. | <b>Size:</b><br>(DOW=Door Opening Width)<br><br><b>"36"</b><br>30" to 36" DOW<br><br><b>"48"</b><br>36" to 48" DOW | See Page <a href="#">171</a> | <b>Other Information:</b><br><br><b>Door Hand</b><br>All devices and lever handle trim.<br><br><b>Door Thickness</b><br>over 1-3/4" (45mm).<br><br><b>Fastener Options</b><br>Torx® security screws, SNB (wood, composite or unreinforced metal doors).<br><br><b>Specialty Cylinders &amp; Components</b> |

**NOTE:** Vertical rod exit devices are 7' standard.  
Panic Rated use rod extensions up to 10'.  
Fire Rated use rod extensions up to 8'.

**When Ordering:** Specify width, hand and finish.  
Specify height for vertical rods.

## 1500 SERIES EXIT DEVICES

| MODEL #                                       | PRODUCT DESCRIPTION | 605<br>619 | 606<br>626 | 611<br>629 | 612<br>630 | 613E<br>693 | BSP         | WSP        |
|---|---------------------|------------|------------|------------|------------|-------------|-------------|------------|
| <b>RIM:</b>                                   |                     |            |            |            |            |             |             |            |
| 1500  | Panic Rated         |            |            |            |            |             |             | \$2,949.00 |
| 1500F   | Fire Rated          |            |            |            |            |             |             | \$3,208.00 |
| <b>SURFACE VERTICAL ROD:</b>                  |                     |            |            |            |            |             |             |            |
| 1510  | Panic Rated         |            |            |            |            |             |             | \$3,446.00 |
| 1510F   | Fire Rated          |            |            |            |            |             |             | \$3,705.00 |
| <b>CONCEALED VERTICAL ROD:</b>                |                     |            |            |            |            |             |             |            |
| 1520  | Panic Rated         |            |            |            |            |             |             | \$3,657.00 |
| 1520F   | Fire Rated          |            |            |            |            |             |             | \$3,916.00 |
| <b>MORTISE:</b>                               |                     |            |            |            |            |             |             |            |
| 1530  | Panic Rated         |            |            |            |            |             |             | \$3,310.00 |
| 1530F   | Fire Rated          |            |            |            |            |             |             | \$3,569.00 |
| <b>OPTION:</b>                                |                     |            |            |            |            |             |             |            |
| Bottom Pullman Latch for 1510 SVR Exit Device |                     |            |            |            |            |             | ADD \$52.00 |            |

**When Ordering:** Specify width, hand and finish.  
Specify height for vertical rods.

## ESCUTCHEON TRIMS FOR 1500 SERIES RIM, VERTICAL ROD AND CVR DEVICES (ALL TRIMS PRICED LESS CYLINDER)

| MODEL # | PRODUCT DESCRIPTION  | 605<br>626' | 606<br>629' | 611 <sup>2</sup><br>630' | 612<br>693 | 613E<br>BSP | 619<br>WSP |
|---------|--|-------------|-------------|--------------------------|------------|-------------|------------|
| 620F    | Blank Escutcheon   | \$579.00    |             |                          |            |             |            |
| 621F    | Escutcheon x Cylinder  |             |             |                          |            |             |            |
| 626F    | Lever x Escutcheon x Cylinder<br>AR-AU-CR-JN-MO-PB-PN-VI-HA* | \$817.00    |             |                          |            |             |            |
| 627F    | Lever x Escutcheon x Cylinder<br>AR-AU-CR-JN-MO-PB-PN-VI-HA* |             |             |                          |            |             |            |
| 628F    | Lever x Escutcheon<br>AR-AU-CR-JN-MO-PB-PN-VI-HA*            |             |             |                          |            |             |            |
| 629F    | Lever x Escutcheon<br>AR-AU-CR-JN-MO-PB-PN-VI-HA*            |             |             |                          |            |             |            |
| 630F    | Blank Escutcheon   | \$369.00    |             |                          |            |             |            |
| 631F    | Escutcheon x Cylinder  |             |             |                          |            |             |            |
| 632F    | Pull x Escutcheon x Cylinder                                 | \$579.00    |             |                          |            |             |            |
| 633F    | Pull x T.P. x Escut. x Cyl.                                  | \$721.00    |             |                          |            |             |            |
| 634F    | Pull x Escutcheon  | \$579.00    |             |                          |            |             |            |
| 635F    | Pull x T.P. x Escutcheon                                     | \$721.00    |             |                          |            |             |            |

\*See the Variations page for HA price add.

1. Escutcheon is plated to simulate Stainless Steel.

2. 611 finish is not available on 630, 660 and 670 Series Trims.

### WITH REFLECTIONS® LEVER DESIGNS:

| MODEL # | PRODUCT DESCRIPTION           | 605<br>619 | 606<br>626' | 611<br>629' | 612<br>630' | 613E<br>BSP | 619<br>WSP |
|---------|-------------------------------|------------|-------------|-------------|-------------|-------------|------------|
| 626F    | Lever x Escutcheon x Cylinder | \$817.00   |             |             |             |             |            |
| 627F    | Lever x Escutcheon x Cylinder |            |             |             |             |             |            |
| 628F    | Lever x Escutcheon            |            |             |             |             |             |            |
| 629F    | Lever x Escutcheon            |            |             |             |             |             |            |

1. Escutcheon is plated to simulate Stainless Steel. See the Variations page for details.

**NOTE:** Cylinder reference indicates function only, all trims are **less cylinder**.

See Page [176](#) if cylinders are required.

**When Ordering:** Specify design and finish.

## ESCUTCHEON TRIMS FOR 1530 SERIES MORTISE DEVICES (ALL TRIMS PRICED LESS CYLINDER)

| MODEL # | PRODUCT DESCRIPTION   | 605 606 611 <sup>2</sup> 612<br>613E 619 626'<br>629' 630' 693 BSP WSP |
|---------|---|--|
| 620F    | Blank Escutcheon – Exit Only - Lever/Knob Prep  | \$579.00   |
| 630F    | Blank Escutcheon – Exit Only - Pull Handle Prep   | \$369.00   |
| 634F    | Pull x Escutcheon – Dummy Trim Pull Plate   | \$579.00   |
| 651F    | Escutcheon x Cylinder – Nightlatch  |  |
| 356F    | Lever x Escutcheon x Cylinder – Classroom<br>AR-AU-CR-JN-MO-PB-PN-VI-HA <sup>3</sup>          | \$817.00   |
| 358F    | Lever x Escutcheon – Passage and Dummy Rigid Lever<br>AR-AU-CR-JN-MO-PB-PN-VI-HA <sup>3</sup> |  |
| 661F    | Escutcheon x Cylinder – Nightlatch  | \$369.00   |
| 662F    | Pull x Escutcheon x Cylinder – Nightlatch x Pull  | \$579.00   |
| 673F    | Pull x T.P. x Escutcheon x Cylinder – Classroom/T-Piece                                       | \$721.00   |
| 675F    | Pull x T.P. x Escutcheon – Passage/T-Piece  |  |

### WITH REFLECTIONS® LEVER DESIGNS:

| MODEL # | PRODUCT DESCRIPTION                                | 605 606 611 612 613E 619<br>626' 629' 630' BSP WSP |
|---------|--|--|
| 356F    | Lever x Escutcheon x Cylinder – Classroom          | \$817.00   |
| 358F    | Lever x Escutcheon – Passage and Dummy Rigid Lever |  |

1. Escutcheon is plated to simulate Stainless Steel. See the Variations page for details.
2. 611 finish is not available on 630, 660 and 670 Series Trims.
3. See page [167](#) for HA lever add

**NOTE:** Cylinder reference indicates function only, all trims are **less cylinder**.  
See Page [176](#) for cylinders if cylinders are required.

**When Ordering:** Specify design, hand and finish.

CYLINDERS



| MODEL #  | PRODUCT DESCRIPTION  | *ALL FINISHES |
|--|--|---------------|
| <b>RIM CYLINDERS FOR 620F, 630F SERIES TRIM:</b>             |  |               |
| 1109   | Standard Cylinder 6-Pin  | \$119.00      |
| 1109   | Standard Cylinder 7-Pin  | \$121.00      |
| 1709   | CMK Cylinder 6-Pin   | \$137.00      |
| 1709   | CMK Cylinder 7-Pin   | \$139.00      |
| 1193   | Large Format Interchangeable Core Cylinder 6-Pin                                       | \$214.00      |
| 1193   | Large Format Interchangeable Core Cylinder 7-Pin                                       | \$216.00      |
| 5109   | Security Cylinder 6-Pin  | \$470.00      |
| 5109   | Security Cylinder 7-Pin  | \$474.00      |
| U5109  | High Security Cylinder 6-Pin   | \$628.00      |
| U5109  | High Security Cylinder 7-Pin   | \$632.00      |
| 5193   | Security Large Format Interchangeable Core Cylinder 6-Pin                              | \$581.00      |
| 5193   | Security Large Format Interchangeable Core Cylinder 7-Pin                              | \$585.00      |
| K300   | ASSA ABLOY ACCENTRA® KeyMark® Cylinder 6- or 7-Pin                                     | \$150.00      |
| K840   | ASSA ABLOY ACCENTRA® KeyMark Large Format Interchangeable Core Cylinder 6-Pin or 7-Pin | \$258.00      |
| K640   | ASSA ABLOY ACCENTRA® KeyMark Small Format Interchangeable Core Cylinder 6- or 7-Pin    | \$252.00      |
| A640   | Best® Keyway Small Format Interchangeable Core Cylinder 6- or 7-Pin                    | \$203.00      |
| 2109   | Schlage® "C" Keyway Cylinder 6-Pin - 0-bitted or Keyed Random                          | \$119.00      |
| <b>MORTISE CYLINDERS 350F, 650F, 660F, 670F SERIES TRIM:</b> |  |               |
| 2153   | Standard Cylinder 6-Pin  | \$119.00      |
| 2153   | Standard Cylinder 7-Pin  | \$121.00      |
| 2196   | Large Format Interchangeable Core Cylinder 6-Pin                                       | \$214.00      |
| 2197   | Large Format Interchangeable Core Cylinder 7-Pin                                       | \$216.00      |
| 5153   | Security Cylinder 6-Pin  | \$470.00      |
| 5153   | Security Cylinder 7-Pin  | \$474.00      |
| U5153  | High Security Cylinder 6-Pin   | \$628.00      |
| U5153  | High Security Cylinder 7-Pin   | \$632.00      |
| 5196   | Security Large Format Interchangeable Core Cylinder 6-Pin                              | \$581.00      |
| 5197   | Security Large Format Interchangeable Core Cylinder 7-Pin                              | \$585.00      |
| K100   | ASSA ABLOY ACCENTRA® KeyMark® Cylinder 6- or 7-Pin                                     | \$139.00      |
| K820   | ASSA ABLOY ACCENTRA® KeyMark Large Format Interchangeable Core Cylinder 6-Pin or 7-Pin | \$258.00      |
| K620   | ASSA ABLOY ACCENTRA® KeyMark Small Format Interchangeable Core Cylinder 6-Pin or 7-Pin | \$252.00      |
| A620   | Best® Keyway Small Format Interchangeable Core Cylinder 6- or 7-Pin                    | \$203.00      |

\*Rim cylinders not available in 629 or 630 finishes.

**NOTES:** Cylinder rings/collars furnished at no charge when ordered with cylinder.  
 Specify ring/collar size when ordering.  
 ASSA ABLOY ACCENTRA® KeyMark® and Security products are priced separately. The cylinders are not discounted the same as the trim.

When Ordering: Specify finish where required.



## 1500 SERIES MISCELLANEOUS

| MODEL #         | PRODUCT DESCRIPTION                                 | ALL FINISHES |
|-----------------|---|--------------|
| STRIKES:        |   |              |
| 702             | Floor Strike (for bottom Pullman Latch, optional)   | \$59.00      |
| 712             | Strike for overlapping astragal (optional for 1530) |              |
| 718             | Open Back Strike (optional)                         | \$261.00     |
| 790             | Bottom Deadbolt Strike                              | \$59.00      |
| 791             | Upper Latch Strike                                  | \$113.00     |
| 793             | Rim Strike (optional)                               | \$94.00      |
| 794             | Bottom Deadbolt Strike (optional)                   | \$59.00      |
| 797             | Bracket for Flush Doors (optional)                  | \$8.00       |
| 798             | ANSI Universal Strike (for 1530)                    | \$59.00      |
| 799             | Rim Strike  | \$119.00     |
| 202             | Strike Box (optional)                               | \$2.00       |
| MORTISE LOCKS:  |   |              |
| 15KF            | Mortise Lock Knob or Pull Trim, F01-F02-F03         | \$1,210.00   |
| 15LF            | Mortise Lock Lever Trim, F01-F02-F03                |              |
| 18KF            | Mortise Lock Knob Trim, F08                         |              |
| 18LF            | Mortise Lock Lever Trim, F08                        |              |
| 18TF            | Mortise Lock Thumbturn Trim, F05                    |              |
| EXTENSION RODS: |   |              |
| 7010-2          | 2" Extension  | \$122.00     |
| 7010-6          | 6" Extension  | \$139.00     |
| 7010-12         | 12" Extension                                       | \$156.00     |
| 7010-24         | 24" Extension                                       | \$184.00     |

**When Ordering:** Specify finish where required.

REMOVABLE MULLIONS



| MODEL #                          | PRODUCT DESCRIPTION                          | 600        |
|----------------------------------|--|------------|
| <b>REMOVABLE MULLIONS:</b>       |  |            |
| M200                             | Steel Mullion – Panic Rated x 7'2"           | \$1,056.00 |
| M200F                            | Steel Mullion – 3 Hour Fire Rated x 7'2"     | \$1,468.00 |
| M200F                            | Steel Mullion – 3 Hour Fire Rated x 10'      | \$1,494.00 |
| M200SM                           | Split Mullion - Steel Panic Rated x 8'       | \$1,340.00 |
| <b>KEYED REMOVABLE MULLIONS:</b> |  |            |
| KRM200                           | Steel Mullion – Panic Rated x 7'2"           | \$1,755.00 |
| KRM200F                          | Steel Mullion – 1-1/2 Hour Fire Rated x 7'2" | \$2,120.00 |
| KRM200F                          | Steel Mullion – 1-1/2 Hour Fire Rated x 10'  | \$2,148.00 |
| KRM200SM                         | Split Mullion - Steel Panic Rated x 8'       | \$1,979.00 |

**NOTES:**  
Mullion Cylinder Kit not included with KRM Mullions. Must order separately.  
Mullions longer than 8' must be ordered as fire rated option x 10' length. Fire rating is valid only up to 96".

| MODEL                        | PRODUCT DESCRIPTION   | LIST PRICE |
|------------------------------|---|------------|
| <b>MULLION CYLINDER KITS</b> |   |            |
| AMCK1                        | KRM200 - Steel Mullion - Panic Rated x 7'2"                   | \$119.00   |
|                              | KRM200F - Steel Mullion - 1-/12 Hour Fire Rated x 7'2" or 10' |            |
|                              | KRM200SM - Split Mullion - Steel Panic Rated x 8'             |            |

\*Specify Finish and Cylinder Key Code when ordering  
**Ex:** AMCK1 x FINISH x CYLINDER CODE (i.e. AMCK1 x 630 x CT6)

| MODEL   | PRODUCT DESCRIPTION  | CYLINDER LENGTH | COLLAR SIZE<br>STD. MULLION | ALL FINISHES |
|---|--|-----------------|-----------------------------|--------------|
| <b>MORTISE CYLINDERS FOR KRM SERIES: (CYLINDERS ARE NOT INCLUDED WITH MULLIONS, MUST BE ORDERED SEPARATELY)</b> |  |                 |                             |              |
| 2153  | Standard Cylinder 6-Pin  | 1-1/8"          | 1765.312                    | \$119.00     |
| 2153  | Standard Cylinder 7-Pin  | 1-1/4"          | 1765.500                    | \$121.00     |
| 2196  | Large Format Interchangeable Core Cylinder 6-Pin                                     | 1-1/2"          | 1765.750                    | \$214.00     |
| 2197  | Large Format Interchangeable Core Cylinder 7-Pin                                     | 1-11/16"        | 1765.844                    | \$216.00     |
| 5153  | Security Cylinder 6-Pin  | 1-1/8"          | 1765.312                    | \$470.00     |
| 5153  | Security Cylinder 7-Pin  | 1-1/4"          | 1765.500                    | \$474.00     |
| 5196  | Security Large Format Interchangeable Core Cylinder 6-Pin                            | 1-1/2"          | 1765.750                    | \$581.00     |
| 5197  | Security Large Format Interchangeable Core Cylinder 7-Pin                            | 1-11/16"        | 1765.844                    | \$585.00     |
| K100  | ASSA ABLOY ACCENTRA® KeyMark® Cylinder 6- or 7-Pin                                   | 1-1/8"          | 1765.312                    | \$139.00     |
| K100  | ASSA ABLOY ACCENTRA® KeyMark® Cylinder 6- or 7-Pin                                   | 1-1/4"          | 1765.500                    |              |
| K100  | ASSA ABLOY ACCENTRA® KeyMark® Cylinder 6- or 7-Pin                                   | 1-1/2"          | 1765.750                    |              |
| K820  | ASSA ABLOY ACCENTRA® KeyMark® Large Format Interchangeable Core Cylinder 6-Pin       | 1-1/2"          | 1765.750                    | \$258.00     |
| K820  | ASSA ABLOY ACCENTRA® KeyMark® Large Format Interchangeable Core Cylinder 7-Pin       | 1-11/16"        | 1765.844                    |              |
| K620  | ASSA ABLOY ACCENTRA® KeyMark® Small Format Interchangeable Core Cylinder 6-Pin       | 1-1/4"          | 1765.500                    | \$252.00     |
| K620  | ASSA ABLOY ACCENTRA® KeyMark® Small Format Interchangeable Core Cylinder 6- or 7-Pin | 1-3-8"          | 1765.563                    |              |
| A620  | Best® Keyway Small Format Interchangeable Core Cylinder 6-Pin                        | 1-1/4"          | 1765.500                    | \$203.00     |
| A620  | Best® Keyway Small Format Interchangeable Core Cylinder 6- or 7-Pin                  | 1-3-8"          | 1765.563                    |              |
| 2553*   | Schlage® "C" Keyway Cylinder 6-Pin - 0-bitted or Keyed Random                        | 1-1/8"          | 1765.312                    | \$119.00     |

**NOTE:** Cylinders ordered separately, not included with KRM mullions  
\*2553 only available in 606, 612, and 626 finishes.

| MODEL/PART #     | PRODUCT DESCRIPTION   | LIST PRICE |
|------------------|---|------------|
| M203             | Door Frame Spacer Block   | \$78.00    |
| M204             | Door Frame Angle Bracket  |            |
| 60-7000-0750     | Locking Mechanism for KRM200(F)   | \$757.00   |
| 60-7000-0755     | Top Retainer Pack for KRM200(F) and KRM200SM x 8'                       | \$330.00   |
| 60-7000-0759     | Top Retainer Pack for M200(F) x 7' or 8' and M200SM x 8'                |            |
| 60-7000-0760     | Bottom Retainer Pack for KRM200(F) and KRM200SM x 8'                    | \$218.00   |
| 60-7000-0763     | Bottom Retainer Pack for M200(F) x 7' or 8' and M200SM x 8'             |            |
| 60-7000-0051     | Split Mullion Socket Flat Head Screws for M200SM x 8' and KRM200SM x 8' | \$9.00     |
| 81-6419-2412-058 | #8-32 X 1/2 Mullion Cyl. Set Screw                                      | \$4.00     |

## DOOR CLOSERS TABLE OF CONTENTS

**5800 SERIES/CAST IRON DOOR CLOSERS**

|  |     |
|--|-----|
| <a href="#">5800 Series Door Closers and Parts</a> | 180 |
|--|-----|

**4400 SERIES / INSTITUTIONAL DOOR CLOSERS**

|  |         |
|--|---------|
| <a href="#">Variations</a>                       | 181     |
| <a href="#">4400/4400S Series Closers</a>        | 182     |
| <a href="#">Accessories</a>                      | 183     |
| <a href="#">Closer Bodies and Screw Packages</a> | 184     |
| <a href="#">Arms and Arm Assemblies</a>          | 185-188 |
| <a href="#">Track Assemblies and Parts</a>       | 189     |

**3000 SERIES / ARCHITECTURAL DOOR CLOSERS**

|  |         |
|--|---------|
| <a href="#">Variations</a>                       | 190     |
| <a href="#">3101/3301 Series Closers</a>         | 191     |
| <a href="#">3501 Series Closers</a>              | 192     |
| <a href="#">Accessories</a>                      | 193     |
| <a href="#">Closer Bodies and Screw Packages</a> | 194     |
| <a href="#">Arms and Arm Assemblies</a>          | 195-197 |

**2700 SERIES / ARCHITECTURAL DOOR CLOSERS**

|   |     |
|---|-----|
| <a href="#">2700 Series Door Closer and Parts</a> | 198 |
|---|-----|

**51 SERIES / INDUSTRIAL DOOR CLOSERS**

|  |     |
|--|-----|
| <a href="#">Variations</a>                       | 199 |
| <a href="#">51 Series Closer</a>                 | 200 |
| <a href="#">Accessories</a>                      | 201 |
| <a href="#">Closer Bodies and Screw Packages</a> | 202 |
| <a href="#">Arms and Arm Assemblies</a>          | 203 |

**1100 SERIES / INDUSTRIAL DOOR CLOSERS**

|   |     |
|---|-----|
| <a href="#">1100 Series Door Closer and Parts</a> | 204 |
|---|-----|

**1900 SERIES / TRADITIONAL DOOR CLOSERS**

|   |     |
|---|-----|
| <a href="#">Variations</a>                          | 205 |
| <a href="#">1900 Series Closers and Accessories</a> | 206 |
| <a href="#">Arms and Arm Assemblies</a>             | 207 |
| <a href="#">Screw Packages</a>                      | 208 |

**YDC200 SERIES / ECONOMY DOOR CLOSERS**

|   |     |
|---|-----|
| <a href="#">YDC200 Series Door Closer and Parts</a> | 209 |
|---|-----|

5800 SERIES CAST IRON DOOR CLOSERS



**STANDARD FINISHES:** Products will be furnished only in the following finishes.

| ANSI/BHMA CODE | FINISH DESCRIPTION      |
|----------------|-------------------------|
| 689            | Aluminum Painted        |
| 690            | Dark Bronze Painted     |
| BSP            | Black Suede Powder Coat |

Adjustable Sizes 1 thru 6

| MODEL #               | PRODUCT DESCRIPTION  | CASE QUANTITY | APPROX. SHIPPING WT. LBS. EACH | LIST PRICE |
|-----------------------|--|---------------|--------------------------------|------------|
| <b>NON-HOLD OPEN:</b> |  |               |                                |            |
| 5801                  | Regular, Parallel, Top Jamb to 3" Reveal                     | 3             | 12                             | \$631.00   |
| 5801DL                | Regular, Parallel, Top Jamb to 3" Reveal with Delayed Action | 3             | 12                             | \$702.00   |
| 5821                  | Stop Only  | 3             | 14                             | \$724.00   |
| 5831                  | Stop Only with Spring  | 3             | 14                             | \$937.00   |
| <b>HOLD OPEN:</b>     |  |               |                                |            |
| 5811                  | Regular, Parallel, Top Jamb to 2-3/4" Reveal                 | 3             | 12                             | \$686.00   |
| 5821T                 | Holder/Stop Thumbturn  | 3             | 14                             | \$779.00   |
| 5831T                 | Holder/Stop Thumbturn with Spring                            | 3             | 14                             | \$992.00   |

Note: Sleeve Nuts furnished standard with all models. For heavy-duty parallel rigid arm applications, specify 5821 or 5821T, stop is removable.

ACCESSORIES AND PARTS

| MODEL #      | PRODUCT DESCRIPTION                        | LIST PRICE |
|--------------|--|------------|
| DROP PLATES: |  |            |
| 5800RDP      | Narrow Frame Drop Plate (Regular Arm)      | \$133.00   |
| 5800PDP      | Narrow Top Rail Drop Plate (Parallel Arm)  |            |
| COVER:       |  |            |
| 5800COV      | Cover Only                                 | \$44.00    |
| SCREW PACKS: |  |            |
| 5800SP       | Screw Pack                                 | \$15.00    |
| SN-134       | Sleeve Nuts Only 1-3/4" Door               | \$10.90    |
| TBGN134-47   | Through-Bolts and Grommet Nuts 1-3/4" Door | \$23.00    |

\*No charge when ordered with closer.

| MODEL # | PRODUCT DESCRIPTION    | LIST PRICE |
|---------|------------------------|------------|
| 2730KIT | Door Saver Spring Stop | \$181.00   |
| 293BSS  | Blade Stop Spacer      | \$33.00    |

Specify finish.

## 4400 SERIES INSTITUTIONAL DOOR CLOSERS

### FINISHES AND FASTENERS

| ANSI/BHMA CODE | FINISH DESCRIPTION                      |
|----------------|---|
| 600            | Primed for Painting                     |
| 613E           | Dark Oxidized Satin Bronze - equivalent |
| 689            | Aluminum Painted                        |
| 690            | Dark Bronze Painted                     |
| 691            | Light Bronze Painted                    |
| 693            | Black Painted                           |
| 694            | Medium Bronze Painted                   |
| 696            | Satin Brass Painted                     |
| BSP            | Black Suede Powder Coat                 |
| WSP            | White Suede Powder Coat                 |

| ANSI/BHMA CODE | FINISH DESCRIPTION          |
|----------------|-----------------------------|
| 605^           | Bright Brass, Clear Coated  |
| 606^           | Satin Brass, Clear Coated   |
| 611^           | Bright Bronze, Clear Coated |
| 612^           | Satin Bronze, Clear Coated  |
| 625^           | Bright Chrome Plated        |
| 626^           | Satin Chrome Plated         |

Closer bodies and plastic covers are available in waterborne acrylic finishes; arms and metal covers are available in powder coat or plated finishes.

^ Plated finish; metal cover required

| ADDITIONAL FINISHING CHARGES | 605, 606, 611, 612, 625, 626 |
|------------------------------|------------------------------|
| Arm                          | \$520.00                     |
| *Cover - Metal               | \$357.00                     |
| Drop Plates                  | \$312.00                     |
| Sleeve Nuts                  | \$49.00                      |
| Soffit Plates                | \$158.00                     |

\*Metal Cover suffix "M" to closer model number. Cost of metal cover included in plating charge.

| DOOR CLOSER PAINT (PRICE PER CAN) |                                      |                           |            |
|-----------------------------------|--------------------------------------|---------------------------|------------|
| MODEL #                           | PRODUCT DESCRIPTION                  | APPROX. SHIPPING WT. LBS. | LIST PRICE |
| 1A                                | Aluminum Spray Paint (689)           | 8                         | \$60.00    |
| 2B                                | Light Bronze Spray Paint (691)       | 8                         |            |
| 5S                                | Dark Bronze Spray (STAT) Paint (690) | 8                         |            |
| 6SB                               | Gold Spray Paint (696)               | 8                         |            |

| PRODUCT OPTIONS  | ADD                         |
|--|-----------------------------|
| <b>SPECIAL FINISHES:</b> <ul style="list-style-type: none"> <li>Contact factory for availability</li> <li>50 piece minimum order for non-standard sprayed or powder coat finishes</li> </ul> Additional charge per item (surface closer, stop/holder, pivot, etc ) will be added to net/net charge | Net add<br>\$61.00 per item |
| <b>6FIN</b> - Sprayed Finish Samples   | \$60.00                     |
| <b>600</b> special rust inhibiting prime coat.   | \$60.00                     |
| <b>LEAD-LINED METAL COVER:</b> (4400M only)  | \$303.00                    |
| <b>*GROMMET NUTS:</b> Suffix "TBGN" to model number (1-3/8", 1-3/4" doors)   |                             |
| Ordered with closer - PKG of 4 each  | N/C                         |
| <b>*SLEEVE NUTS:</b> Bolts excluded  |                             |
| Ordered with closer - Steel base material - PKG of 4 each  | \$2.00                      |
| Ordered with closer or separately - Stainless Steel - PKG of 4 each (1-3/4" door only)   | \$157.00                    |
| <b>*SECURITY TORX® HEAD SCREWS:</b> Standard sizes only - each screw (machine screws only - no self-drilling/self-tapping or wood screws available)  | \$1.00                      |
| <b>TORX® TOOL KIT #20-0040-0868-005</b><br>Includes one handle/driver and six bits; T10, T15, T20, T25, T27 and T30<br><b>NOTE:</b> Furnished no charge with first 30 closers.<br>Another kit furnished with each additional 50 closers.   | \$306.00                    |

\*See Page 184 for packages.

Refer to Page 184 for Torx® screw packages.

SERIES 4400, 4400S CLOSERS



4400 SERIES CLOSER - Adjustable Sizes 1 thru 6 (6 per case)

| MODEL #               | PRODUCT DESCRIPTION                                     | APPROX. SHIPPING WT. LBS. | LIST PRICE |
|-----------------------|---|---------------------------|------------|
| <b>NON-HOLD OPEN:</b> |   |                           |            |
| 4400                  | Tri-packed (regular, parallel or top jamb to 3" reveal) | 13                        | \$839.00   |
| TJS4400               | Top Jamb Only Reveals 0-3" (Handed)                     | 13                        |            |
| TJ4400                | Top Jamb Only Reveals 2-3/4" to 7" (to 150°)            | 13                        |            |
| TJL4400               | Top Jamb Only Reveals 2-3/4" to 7" (to 180°)            | 13                        |            |
| PR4400                | Parallel Rigid Arm                                      | 13                        | \$875.00   |
| 4480                  | Regular Low Profile Arm                                 | 13                        | \$839.00   |
| PA4480                | Parallel Low Profile Arm                                | 13                        |            |
| 4400ST                | Pull Side Slide Track                                   | 13                        | \$943.00   |
| P4400ST               | Push Side Slide Track                                   | 13                        |            |
| 4440ST                | Pull Side Low Profile Slide Track                       | 13                        |            |
| P4440ST               | Push Side Low Profile Slide Track                       | 13                        |            |
| 4420                  | Stop Only   | 14                        | \$941.00   |
| 4430                  | Stop Only with Spring                                   | 15                        | \$1,192.00 |
| ^UNI4400              | UNI Stop™ Door Control                                  | 15                        | \$1,259.00 |
| *UNIJ4400             | Top Jamb UNI Stop™ Door Control                         | 15                        | \$1,333.00 |
| <b>HOLD OPEN:</b>     |   |                           |            |
| 4410                  | Tri-packed (regular, parallel or top jamb to 3" reveal) | 13                        | \$915.00   |
| TJ4410                | Top Jamb Only Reveals 2-3/4" to 6-3/4" (to 150°)        | 13                        |            |
| TJL4410               | Top Jamb Only Reveals 2-3/4" to 6-3/4" (to 180°)        | 13                        |            |
| PR4410                | Parallel Rigid Arm (Handed)                             | 13                        | \$968.00   |
| 4410ST                | Pull Side Slide Track                                   | 13                        | \$1,012.00 |
| P4410ST               | Push Side Slide Track                                   | 13                        |            |
| 4450ST                | Pull Side Low Profile Slide Track                       | 13                        |            |
| P4450ST               | Push Side Low Profile Slide Track                       | 13                        |            |
| 4420T                 | Holder/Stop Thumbturn                                   | 14                        | \$1,039.00 |
| 4430T                 | Holder/Stop Thumbturn with Spring                       | 15                        | \$1,288.00 |
| ^UNI4410              | UNI Stop™ Door Control                                  | 15                        | \$1,413.00 |
| *UNIJ4410             | Top Jamb UNI Stop™ Door Control                         | 15                        | \$1,508.00 |

\*When Ordering Specify Reveal. ^When Ordering Specify Door Width.  
**NOTE:** Sleeve Nuts furnished standard with PR, Holder/Stop, Holder/Stop Spring and UNI Stop™ arms.

| OPTIONS  |     |          |
|--|-----|----------|
| Delayed Action suffix "DL" to model number   | ADD | \$71.00  |
| Double Egress suffix "DE" to Slide Track model number (handed) hinge side only (N/A in Stainless Steel)  | ADD | \$165.00 |
| Enhanced Backcheck suffix "EBC" to model number  | ADD | \$55.00  |
| Metal Cover suffix "M" to model number (N/A in Stainless Steel)  | ADD | \$28.00  |
| ABS Cover suffix "G" to model number   | ADD | \$5.00   |
| Offset Soffit Plate prefix "PRO" to model number   | ADD | \$44.00  |
| Regular rigid heavy-duty arm prefix "R" to model number<br>TORX® screws not included (N/A in stainless steel). See Page 184 for TORX® screw package. | ADD | \$74.00  |

4400S SERIES CORROSION RESISTANT CLOSER: (4 per case)

| MODEL #                              | PRODUCT DESCRIPTION                  | APPROX. SHIPPING WT. LBS. | LIST PRICE |
|--------------------------------------|--------------------------------------|---------------------------|------------|
| <b>NON-HOLD OPEN: Not Tri-Packed</b> |                                      |                           |            |
| 4400S                                | Regular Arm or Top Jamb to 3" Reveal | 14                        | \$1,752.00 |
| PA4400S                              | Parallel Arm                         | 14                        |            |
| TJ4400S                              | Top Jamb 2-3/4" to 7" Reveal         | 14                        |            |

Stainless Steel Closers not discounted beyond 50%. Excluded from Buying Program.

RETROFIT PLATES FOR 4400 SERIES:

| MODEL #   | PRODUCT DESCRIPTION         | LIST PRICE |
|-----------|-----------------------------|------------|
| RP44-4040 | Retrofit Plate for LCN 4040 | \$137.00   |
| RP44-4010 | Retrofit Plate for LCN 4010 |            |

**When Ordering:** Specify finish. Specify hand, reveal and door width where noted.

## ACCESSORIES FOR SERIES 4400 CLOSERS

### BACK PLATES & DROP PLATES FOR 4400 SERIES CLOSERS

| MODEL # | PRODUCT DESCRIPTION              | LIST PRICE |
|---------|----------------------------------|------------|
| 486     | Narrow Frame Drop Plate          | \$142.00   |
| 486OH   | Overhead Door Holder Drop Plate  |            |
| 486JP   | Slide Track Back Plate           |            |
| 487     | Low Ceiling Clearance Drop Plate |            |
| 488     | Narrow Top Rail Drop Plate       |            |

### MISCELLANEOUS CLOSER ACCESSORIES

| MODEL # | PRODUCT DESCRIPTION                    | LIST PRICE |
|---------|--|------------|
| **6190  | UNI Stop™ Soffit Plate Support Bracket | \$85.10    |
| 6191    | UNI Stop™ Wide Frame Reinforcing Kit   | \$107.00   |
| 890     | Narrow Frame Support Bracket           | \$97.90    |
| 891     | Clearance/Support Blade Stop           |            |

### ACCESSORIES FOR 4400 SERIES CLOSERS:

| MODEL #        | PRODUCT DESCRIPTION                         | LIST PRICE |
|----------------|---|------------|
| *289           | Standard Soffit Plate, Non-Hold Open        | \$55.60    |
| 289A-SS        | Stainless Steel Soffit Plate, Non-Hold Open | \$116.00   |
| *588           | Standard Soffit Plate, Hold Open            | \$46.00    |
| *413A          | Soffit Bracket (Mounting Between Doors)     | \$78.20    |
| *297           | Narrow Frame/Removable Stop Soffit Plate    |            |
| *^299          | Blade/Applied Stop Soffit Plate             |            |
| *290           | Extra-Clearance Offset Soffit Plate         |            |
| *293L          | Flush Rabbeted Transom Angle Bracket        | \$58.00    |
| *293S          | Spacer Block                                | \$18.00    |
| *589L          | Flush Transom Angle Bracket                 | \$78.20    |
| *291, 291A     | Molded/Bull Nose Trim Bracket               |            |
| 498            | Standard Drop Corner Bracket                | \$373.00   |
| <b>COVERS:</b> |   |            |
| 400P           | 4400 Series Plastic Covers - Sprayed        | \$64.00    |
| 400PG          | 4400 ABS Plastic Covers - Sprayed           | \$75.00    |
| 400M           | 4400 Series Metal Covers - Sprayed          | \$96.00    |
| TJ400M         | TJ4400 Metal Covers - Sprayed (Handed)      |            |
| 400MP          | 4400 Series Metal Covers - Plated           | \$453.00   |
| TJ400MP        | TJ4400 Metal Covers - Plated (Handed)       |            |

\* No charge when ordered with closer.

\*\* Furnished regularly with all Parallel Arm UNI Stop™, no extra. When ordering 6191 in place of 6190, no extra.

^ Only available in sprayed finishes

**When Ordering:** Specify finish. Specify hand where noted.

## CLOSER BODIES AND SCREW PACKAGES

**ACCENTRA®**  
**ASSA ABLOY**

### CLOSER BODIES:

| MODEL #  | PRODUCT DESCRIPTION                        | LIST PRICE |
|----------|--|------------|
| 4400LAP  | 4400 Door Closer Body                      | \$657.00   |
| 4400SLAP | 4400S Corrosion Resistant Door Closer Body | \$1,365.00 |

| OPTIONS                                    |     |         |
|--|-----|---------|
| Delayed Action suffix "DL" to model number | ADD | \$71.00 |

### SCREW PACKS:

| MODEL #     | PRODUCT DESCRIPTION                                   | LIST PRICE |
|-------------|---|------------|
| SN-134      | Sleeve Nuts Only 1-3/4" Door                          | \$10.90*   |
| SN-214      | Sleeve Nuts Only 2-1/4" Door                          | \$122.00   |
| SNB134-47   | Sleeve Nuts and Bolts 1-3/4" Door                     | \$33.50    |
| SNB200-47   | Sleeve Nuts and Bolts 2" Door                         |            |
| SNB214-47   | Sleeve Nuts and Bolts 2-1/4" Door                     | \$168.00   |
| SN-134SS    | Stainless Steel Sleeve Nuts Only for 1-3/4" Door      | \$157.00   |
| SNB134SS-47 | Stainless Steel Sleeve Nuts and Bolts for 1-3/4" Door | \$168.00   |
| TBGN138-47  | Through-Bolts & Grommet Nuts 1-3/8" Door              | \$24.40    |
| TBGN134-47  | Through-Bolts & Grommet Nuts 1-3/4" Door              |            |

**NOTE:** Sleeve Nuts furnished standard with PR, Holder/Stop, Holder/Stop Spring and UNI Stop™ arms.

\*For PLATED steel sleeve nuts or sleeve nuts and bolts add \$49.00 to list price.

### TORX® SCREW PACKS:

| MODEL # | PRODUCT DESCRIPTION   | LIST PRICE |
|---------|---|------------|
| TX47    | TORX® Screw Pack, Standard  | \$90.00    |
| PRTX47  | TORX® Screw Pack, Parallel Rigid, Holder/Stop or Holder/Stop Spring | \$90.00    |
| RTX47   | TORX® Screw Pack, Regular Rigid Heavy-Duty Arm                      | \$90.00    |
| UNITX47 | TORX® Screw Pack, UNI Stop™ Arm                                     | \$90.00    |

**When Ordering:** Specify finish. Specify door closer size where noted.



## ARMS AND ARM ASSEMBLIES (PARTS)

### REGULAR, TOP JAMB AND PARALLEL ARMS

| MODEL #    | PRODUCT DESCRIPTION  | LIST PRICE |
|------------|--|------------|
| Y400-1     | Regular Arm Assembly Non-Hold Open                             | \$171.00   |
| 400-1M     | Main Arm   | \$93.00    |
| Y400-111   | Secondary Arm Assembly   | \$98.00    |
| Y400-1W    | Arm Assembly Less Rod & Shoe                                   | \$151.00   |
| Y400-11    | Rod & Shoe Assembly  | \$66.00    |
| Y400-1A    | J Top Jamb Arm Assembly Non-Hold Open                          | \$171.00   |
| 400-1M     | Main Arm   | \$93.00    |
| Y400-121   | Secondary Arm Assembly   | \$98.00    |
| Y400-1W    | Arm Assembly Less Rod & Shoe                                   | \$151.00   |
| Y400-11A   | Rod & Shoe Assembly  | \$66.00    |
| Y400-1B    | JL Top Jamb Arm Assembly Non-Hold Open                         | \$171.00   |
| 400-2M     | Main Arm   | \$93.00    |
| Y400-131   | Secondary Arm Assembly   | \$98.00    |
| Y400-2W    | Arm Assembly Less Rod and Soffit Plate                         | \$151.00   |
| Y400-11B   | Rod & Shoe Assembly  | \$66.00    |
| Y400-5     | Parallel Arm w/ 289 Soffit Plate, Non-Hold Open                | \$171.00   |
| 400-1M     | Main Arm   | \$93.00    |
| Y400-115   | Secondary Arm Assembly   | \$98.00    |
| Y400-1W    | Arm Assembly Less Rod & Soffit Plate                           | \$151.00   |
| Y400-15    | Rod & 289 Soffit Plate Assembly                                | \$66.00    |
| *Y400-5A   | Parallel Arm w/ 289 Soffit Plate, Non-Hold Open                | \$171.00   |
| 400-1M     | Main Arm   | \$93.00    |
| *Y400-115A | Secondary Arm Assembly   | \$98.00    |
| Y400-1W    | Arm Assembly Less Rod & Soffit Plate                           | \$151.00   |
| *Y400-15A  | Rod & 289 Soffit Plate Assembly                                | \$66.00    |
| 400-3      | Regular Hold Open Arm Assembly                                 | \$246.00   |
| 400-1M     | Main Arm   | \$93.00    |
| 400-113    | Secondary Arm Assembly   | \$154.00   |
| 400-3W     | Main Arm & Rod Assembly  | \$151.00   |
| 400-31     | Adjusting Rod  | \$31.90    |
| 400-13     | Holder Shoe & Loop Assembly                                    | \$151.00   |
| 400-3A     | J Top Jamb Hold Open Arm Assembly                              | \$246.00   |
| 400-1M     | Main Arm   | \$93.00    |
| 400-123    | Secondary Arm Assembly   | \$154.00   |
| 400-3WA    | Main Arm & Rod Assembly  | \$151.00   |
| 400-31A    | Adjusting Rod  | \$31.90    |
| 400-13     | Holder Shoe & Loop Assembly                                    | \$151.00   |
| 400-3B     | JL Top Jamb Hold Open Arm Assembly                             | \$246.00   |
| 400-2M     | Main Arm   | \$93.00    |
| 400-133    | Secondary Arm Assembly   | \$154.00   |
| 400-3WB    | Main Arm & Rod Assembly  | \$151.00   |
| 400-31B    | Adjusting Rod  | \$31.90    |
| 400-13     | Holder Shoe & Loop Assembly                                    | \$151.00   |
| 400-8      | Parallel Hold Open Arm Assembly                                | \$246.00   |
| 400-1M     | Main Arm   | \$93.00    |
| 400-118    | Secondary Arm Assembly w/ 588 Soffit                           | \$154.00   |
| 400-3W     | Main Arm & Rod Assembly  | \$151.00   |
| 400-13     | Holder Shoe & Loop Assembly                                    | \$151.00   |
| 400-31B    | Adjusting Rod  | \$31.90    |
| Y400-25    | Regular & Parallel Arm w/ 289A Soffit - Tri-Pkg, Non-Hold Open | \$171.00   |

\*180° door swing using special template for doors hung on 6" to 8" wide throw hinges

**When Ordering:** Specify finish.

## ARMS AND ARM ASSEMBLIES (PARTS)

**ACCENTRA®**  
**ASSA ABLOY**

### RIGID ARMS

| MODEL #   | PRODUCT DESCRIPTION                             | LIST PRICE |
|-----------|---|------------|
| R400-1    | Regular Rigid Heavy-Duty Arm Non-Hold Open      | \$261.00   |
| PR400-5   | Parallel Rigid Arm Non-Hold Open                | \$220.00   |
| PR400-8R  | Parallel Rigid Arm Hold Open, Right Hand        | \$303.00   |
| PR400-8L  | Parallel Rigid Arm Hold Open, Left Hand         |            |
| PRO400-5  | Parallel Rigid Offset Arm, Non-Hold Open        | \$265.00   |
| PRO400-8R | Parallel Rigid Offset Arm Hold Open, Right Hand | \$309.00   |
| PRO400-8L | Parallel Rigid Offset Arm Hold Open, Left Hand  |            |

### HOLDER/STOP ARMS (4420, 4420T)

| MODEL # | PRODUCT DESCRIPTION              | LIST PRICE |
|---------|----------------------------------|------------|
| 4020-5  | Stop Arm Assembly, Non-Hold Open | \$296.00   |
| 4020T-8 | Holder/Stop Arm Assembly         | \$407.00   |
| 4020P   | Hole Plug                        | \$20.00    |
| 4020S   | Removable Stop                   |            |

### HOLDER/STOP SPRING ARMS (4430, 4430T)

| MODEL # | PRODUCT DESCRIPTION                          | LIST PRICE |
|---------|--|------------|
| 4030-5  | Stop with Spring Arm Assembly, Non-Hold Open | \$578.00   |
| 4030T-8 | Holder/Stop Spring Arm Assembly Hold Open    | \$692.00   |
| 4020P   | Hole Plug                                    | \$20.00    |
| 4030KIT | Holder/Stop Spring Kit                       | \$241.00   |

**When Ordering:** Specify finish.

## ARMS AND ARM ASSEMBLIES (PARTS)

## UNI STOP™ ARMS

| MODEL # | PRODUCT DESCRIPTION                              | LIST PRICE |
|---------|--|------------|
| 6100-11 | Arm Assembly Non-Hold Open Door Width 28" to 32" | \$659.00   |
| 6100-13 | Arm Assembly Non-Hold Open Door Width 33" to 41" |            |
| 6100-14 | Arm Assembly Non-Hold Open Door Width 42" to 48" |            |
| 6100-1  | Arm Assembly Hold Open Door Width 28" to 32"     | \$833.00   |
| 6100-3  | Arm Assembly Hold Open Door Width 33" to 41"     |            |
| 6100-4  | Arm Assembly Hold Open Door Width 42" to 48"     |            |

## TOP JAMB UNI STOP™ ARMS

| MODEL #  | PRODUCT DESCRIPTION                                       | LIST PRICE |
|----------|---|------------|
| J6100-4  | Arm Assembly Non-Hold Open Frame Reveals 2-1/8" to 3-1/4" | \$733.00   |
| J6200-4  | Arm Assembly Non-Hold Open Frame Reveals 1/2" to 2"       |            |
| J6400-4  | Arm Assembly Non-Hold Open Frame Reveals 3-3/8" to 4-1/4" |            |
| J6500-41 | Arm Assembly Non-Hold Open Frame Reveals 4-3/8" to 5-3/8" |            |
| J6500-42 | Arm Assembly Non-Hold Open Frame Reveals 5-1/2" to 6-3/8" |            |
| J6500-43 | Arm Assembly Non-Hold Open Frame Reveals 6-1/2" to 7-3/8" |            |
| J6600-4  | Arm Assembly Non-Hold Open Frame Reveals 0" to 3/8"       |            |
| J6100-7  | Arm Assembly Hold Open Frame Reveals 2-1/8" to 3-1/4"     | \$935.00   |
| J6200-7  | Arm Assembly Hold Open Frame Reveals 1/2" to 2"           |            |
| J6400-7  | Arm Assembly Hold Open Frame Reveals 3-3/8" to 4-1/4"     |            |
| J6500-71 | Arm Assembly Hold Open Frame Reveals 4-3/8" to 5-3/8"     |            |
| J6500-72 | Arm Assembly Hold Open Frame Reveals 5-1/2" to 6-3/8"     |            |
| J6500-73 | Arm Assembly Hold Open Frame Reveals 6-1/2" to 7-3/8"     |            |
| J6600-7  | Arm Assembly Hold Open Frame Reveals 0" to 3/8"           |            |

When Ordering: Specify finish and hand.

ARMS AND ARM ASSEMBLIES (PARTS)



STAINLESS STEEL ARMS

| MODEL #  | PRODUCT DESCRIPTION                      | LIST PRICE |
|----------|--|------------|
| 400S-1   | Regular Arm Assembly Non-Hold Open (SS)  | \$653.00   |
| 400S-1M  | Main Arm (SS) Assembly                   | \$336.00   |
| 400S-11  | Adjusting Rod and Shoe                   | \$159.00   |
| 400S-111 | Secondary Arm Assembly (SS)              | \$336.00   |
| 400S-1A  | J Top Jamb Arm Assembly Non-Hold Open    | \$653.00   |
| 400S-1M  | Main Arm (SS) Assembly                   | \$336.00   |
| 400S-121 | Secondary Arm Assembly (SS)              |            |
| 400S-6   | Parallel Arm Assembly Non-Hold Open (SS) | \$653.00   |
| 400S-1M  | Main Arm (SS) Assembly                   | \$336.00   |
| 400S-16  | Adjusting Rod and Soffit Plate           | \$159.00   |
| 400S-116 | Secondary Arm Assembly (SS)              | \$336.00   |
| 400S-AS  | Arm Shoe Assembly                        | \$89.00    |
| 400S-ES  | Elbow Screw and Washer Assembly          | \$17.00    |

LOW PROFILE ARMS

| MODEL #  | PRODUCT DESCRIPTION                      | LIST PRICE |
|----------|--|------------|
| 2400-1   | Regular Arm, Low Profile, Non-Hold Open  | \$171.00   |
| 2400-1MR | Main Arm & Adjusting Rod Assembly        | \$151.00   |
| 2400-1TS | Tube & Shoe/Soffit Assembly              | \$66.00    |
| 2400-5   | Parallel Arm, Low Profile, Non-Hold Open | \$171.00   |
| 2400-1MR | Main Arm & Adjusting Rod Assembly        | \$151.00   |
| 2400-5TS | Tube & Soffit 289 Assembly               | \$66.00    |
| 2400-25  | Low Profile, Tri-Pkg, Non-Hold Open      | \$171.00   |

LOW PROFILE SLIDE TRACK ASSEMBLIES

| MODEL #   | PRODUCT DESCRIPTION                      | LIST PRICE |
|-----------|--|------------|
| 440ST-1T  | Pull Side Slide Track Assy Non-Hold Open | \$328.00   |
| 440ST-5T  | Push Side Slide Track Assy Non-Hold Open |            |
| 440ST-3T  | Pull Side Slide Track Assy Hold Open     | \$491.00   |
| 440ST-8T  | Push Side Slide Track Assy Hold Open     |            |
| 440ST-1A  | Arm Assembly                             | \$180.00   |
| 440ST-1AR | Adjusting Rod Assembly                   | \$95.00    |
| 400ST-1AT | Arm Tube Assembly                        |            |
| 440SLD    | Slider Assembly Non-Hold Open            | \$172.00   |
| 440HSLD   | Slider Assembly Hold Open                | \$237.00   |

When Ordering: Specify finish.

## TRACK ASSEMBLIES AND PARTS

### STANDARD SLIDE TRACK ASSEMBLIES

| MODEL #     | PRODUCT DESCRIPTION                              | LIST PRICE |
|-------------|--|------------|
| 400ST-1T    | Pull Side Slide Track Assy Non-Hold Open         | \$328.00   |
| 400ST-5T    | Push Side Slide Track Assy Non-Hold Open         |            |
| 400ST-1T180 | Pull Side Slide Track Assy Non-Hold Open 180°    |            |
| 400ST-3T    | Pull Side Slide Track Assy Hold Open             | \$491.00   |
| 400ST-8T    | Push Side Slide Track Assy Hold Open             |            |
| 400ST-1A    | Arm Assembly (all except STP)                    | \$180.00   |
| 400STP-1A   | Arm Assembly (STP only)                          |            |
| 400PT-DE-1R | Double Egress Arm Assembly Right Hand            | \$328.00   |
| 400PT-DE-1L | Double Egress Arm Assembly Left Hand             |            |
| 400ST-1ATR  | Double Egress Arm Tube Assy Right Hand           | \$237.00   |
| 400ST-1ATL  | Double Egress Arm Tube Assy Left Hand            |            |
| 400ST-1AT   | Arm Tube Assembly (except STP)                   | \$95.00    |
| 400ST-1AR   | Adjusting Rod Assembly (all units)               |            |
| 400STP-1AT  | Arm Tube Assembly (STP only)                     |            |
| 400STEC     | End Cap Non-Hold Open and Hold Open (2 required) | \$12.60    |
| 400SLD      | Slider Assembly                                  | \$172.00   |
| 400ASR      | Retaining Ring                                   | \$5.90     |
| 400AS       | Arm Stud   | \$12.00    |
| 400ASC      | Arm Stud Clip                                    | \$15.50    |

### MISCELLANEOUS PARTS

| MODEL #  | PRODUCT DESCRIPTION                           | LIST PRICE |
|----------|---|------------|
| 1543R    | Jackscrew (holder loop to bracket) Right Hand | \$23.00    |
| 1543L    | Jackscrew (holder loop to bracket) Left Hand  |            |
| 455      | Locknut (holder loop to bracket)              | \$21.20    |
| 1554     | Friction Disc (holder loop)                   | \$12.90    |
| 400-AS   | Arm Shoe Assembly                             | \$36.00    |
| 400-HS   | Hex Screw                                     | \$2.00     |
| 400-ES   | Elbow Screw & Washer Assembly                 | \$14.90    |
| 400-MAS  | Main Arm Screw                                | \$14.50    |
| 400-ALAS | Arm Length Adjusting Screw                    | \$11.40    |
| 400-HSS  | Holder Set Screw                              | \$14.50    |

**When Ordering:** Specify finish. Specify ring/collar size when ordering with cylinder.

## 3000 SERIES ARCHITECTURAL DOOR CLOSERS

**ACCENTRA®**  
**ASSA ABLOY**

### FINISHES AND FASTENERS

| ANSI/BHMA CODE | FINISH DESCRIPTION                      |
|----------------|---|
| 600            | Primed for Painting                     |
| 613E           | Dark Oxidized Satin Bronze - equivalent |
| 689            | Aluminum Painted                        |
| 690            | Dark Bronze Painted                     |
| 691            | Light Bronze Painted                    |
| 693            | Black Painted                           |
| 694            | Medium Bronze Painted                   |
| 696            | Satin Brass Painted                     |
| BSP            | Black Suede Powder Coat                 |
| WSP            | White Suede Powder Coat                 |

| ANSI/BHMA CODE | FINISH DESCRIPTION          |
|----------------|-----------------------------|
| 605^           | Bright Brass, Clear Coated  |
| 606^           | Satin Brass, Clear Coated   |
| 611^           | Bright Bronze, Clear Coated |
| 612^           | Satin Bronze, Clear Coated  |
| 625^           | Bright Chrome Plated        |
| 626^           | Satin Chrome Plated         |

Closer bodies and plastic covers are available in waterborne acrylic finishes; arms and metal covers are available in powder coat or plated finishes.

^ Plated finish; metal cover required. Metal cover is only available with 3501 closer.

| ADDITIONAL FINISHING CHARGES | 605, 606, 611, 612, 625, 626 |
|------------------------------|------------------------------|
| Arm                          | \$520.00                     |
| *Cover - Metal               | \$357.00                     |
| Drop Plates                  | \$312.00                     |
| Sleeve Nuts                  | \$49.00                      |
| Soffit Plates                | \$158.00                     |

\*Metal Cover suffix "M" to closer model number. ("M" available on 3501 only). Cost of metal cover included in plating charge.

| DOOR CLOSER PAINT (PRICE PER CAN) |                                      |                           |            |
|-----------------------------------|--------------------------------------|---------------------------|------------|
| MODEL #                           | PRODUCT DESCRIPTION                  | APPROX. SHIPPING WT. LBS. | LIST PRICE |
| 1A                                | Aluminum Spray Paint (689)           | 8                         | \$60.00    |
| 2B                                | Light Bronze Spray Paint (691)       | 8                         |            |
| 5S                                | Dark Bronze Spray (STAT) Paint (690) | 8                         |            |
| 6SB                               | Gold Spray Paint (696)               | 8                         |            |

| PRODUCT OPTIONS  | ADD                      |
|--|--------------------------|
| <b>SPECIAL FINISHES:</b> <ul style="list-style-type: none"> <li>Contact factory for availability</li> <li>50 piece minimum order for non-standard sprayed or powder coat finishes</li> </ul> Additional charge per item (surface closer, stop/holder, pivot, etc ) will be added to net/net charge | Net add \$61.00 per item |
| <b>6FIN</b> - Sprayed Finish Samples   | \$60.00                  |
| <b>600</b> special rust inhibiting prime coat.   | \$60.00                  |
| <b>LEAD-LINED METAL COVER:</b> (3500M series only)   | \$303.00                 |
| <b>*GROMMET NUTS:</b> Suffix "TBGN" to model number (1-3/8", 1-3/4", 2-1/4" doors)   |                          |
| Ordered with closer - PKG of 4 each  | N/C                      |
| <b>*SLEEVE NUTS:</b> Bolts excluded  |                          |
| Ordered with closer - Steel base material - PKG of 4 each  | \$2.00                   |
| Ordered with closer or separately - Stainless Steel - PKG of 4 each (1-3/4" doors only)  | \$157.00                 |
| <b>*SECURITY TORX® HEAD SCREWS:</b> Standard sizes only - each screw (machine screws only - no self-drilling/self-tapping or wood screws available)  | \$1.00                   |
| <b>TORX® TOOL KIT #20-0040-0868-005</b><br>Includes one handle/driver and six bits; T10, T15, T20, T25, T27 and T30<br><b>NOTE:</b> Furnished no charge with first 30 closers.<br>Another kit furnished with each additional 50 closers.   | \$306.00                 |

\*See Page 194 for packages.

Refer to Page 194 for Torx® screw packages.

**When Ordering:** Specify finish.  
Specify ring/collar size when ordering with cylinder.

## SERIES 3101, 3301 CLOSERS

## 3101 SERIES WITHOUT COVER - Adjustable Sizes 1 thru 6

(4 per case)

| MODEL #        | PRODUCT DESCRIPTION                                     | APPROX. SHIPPING WT. LBS. | LIST PRICE |
|----------------|---|---------------------------|------------|
| NON-HOLD OPEN: |   |                           |            |
| 3101           | Tri-packed (regular, parallel or top jamb to 3" reveal) | 8                         | \$559.00   |
| TJ3101         | Top Jamb 2-3/4" to 7" Reveal (to 150°)                  | 8                         |            |
| PR3101         | Parallel Rigid Arm                                      | 8                         | \$595.00   |
| 3181           | Regular Low Profile Arm                                 | 8                         | \$559.00   |
| PA3181         | Parallel Low Profile Arm                                | 8                         |            |
| HOLD OPEN:     |   |                           |            |
| 3111           | Tri-packed (regular, parallel or top jamb to 3" reveal) | 8                         | \$635.00   |
| TJ3111         | Top Jamb 2-3/4" to 6-3/4" Reveal                        | 8                         |            |
| PR3111         | Parallel Rigid Arm (Handed)                             | 8                         | \$688.00   |

## 3301 SERIES WITH SLIM LINE COVER - Adjustable Sizes 1 thru 6

(4 per case)

| MODEL #               | PRODUCT DESCRIPTION                                     | APPROX. SHIPPING WT. LBS. | LIST PRICE |
|-----------------------|---|---------------------------|------------|
| <b>NON-HOLD OPEN:</b> |   |                           |            |
| 3301                  | Tri-packed (regular, parallel or top jamb to 3" reveal) | 8                         | \$606.00   |
| TJ3301                | Top Jamb 2-3/4" to 7" Reveal                            | 8                         |            |
| PR3301                | Parallel Rigid Arm                                      | 8                         | \$642.00   |
| 3381                  | Regular Low Profile Arm                                 | 8                         | \$606.00   |
| PA3381                | Parallel Low Profile Arm                                | 8                         |            |
| 3321                  | Stop Only   | 9                         | \$708.00   |
| 3331                  | Stop Only with Spring                                   | 10                        | \$959.00   |
| ^UNI3301              | UNI Stop™ Door Control                                  | 10                        | \$1,026.00 |
| *UNIJ3301             | Top Jamb UNI Stop™ Door Control                         | 10                        | \$1,100.00 |
| <b>HOLD OPEN:</b>     |   |                           |            |
| 3311                  | Tri-packed (regular, parallel or top jamb to 3" reveal) | 8                         | \$682.00   |
| TJ3311                | Top Jamb 2-3/4" to 6-3/4" Reveal                        | 8                         |            |
| PR3311                | Parallel Rigid Arm (Handed)                             | 8                         | \$735.00   |
| 3321T                 | Holder/Stop Thumbturn                                   | 9                         | \$806.00   |
| 3331T                 | Holder/Stop Thumbturn with Spring                       | 10                        | \$1,055.00 |
| ^UNI3311              | UNI Stop™ Door Control                                  | 10                        | \$1,180.00 |
| *UNIJ3311             | Top Jamb UNI Stop™ Door Control                         | 10                        | \$1,275.00 |

\*When Ordering Specify Reveal.

^When Ordering Specify Door Width.

**NOTE:** Sleeve Nuts furnished standard with PR, Holder/Stop, and Holder/Stop Spring UNI Stop™ arms.

| OPTIONS  |     |         |
|--|-----|---------|
| Delayed Action suffix "DL" to model number   | ADD | \$71.00 |
| Offset Soffit Plate prefix "PRO" to model number   | ADD | \$44.00 |
| Regular rigid heavy-duty arm prefix "R" to model number<br>TORX® screws not included (N/A in stainless steel). See Page 194 for TORX® screw package. | ADD | \$74.00 |

**When Ordering:** Specify finish and size.  
Specify hand, reveal and door width where noted.

## SERIES 3501 CLOSERS



### 3501 SERIES WITH FULL COVER - Adjustable Sizes 1 thru 6

(4 per case)

| MODEL #               | PRODUCT DESCRIPTION                                     | APPROX. SHIPPING<br>WT. LBS. | LIST PRICE |
|-----------------------|---|------------------------------|------------|
| <b>NON-HOLD OPEN:</b> |   |                              |            |
| 3501                  | Tri-packed (regular, parallel or top jamb to 3" reveal) | 8                            | \$614.00   |
| TJ3501                | Top Jamb 2-3/4" to 7" Reveal                            | 8                            |            |
| PR3501                | Parallel Rigid Arm                                      | 8                            | \$650.00   |
| 3581                  | Regular Low Profile Arm                                 | 8                            | \$614.00   |
| PA3581                | Parallel Low Profile Arm                                | 8                            |            |
| 3521                  | Stop Only   | 14                           | \$716.00   |
| 3531                  | Stop Only with Spring                                   | 9                            | \$967.00   |
| ^UNI3501              | UNI Stop™ Door Control                                  | 9                            | \$1,034.00 |
| *UNIJ3501             | Top Jamb UNI Stop™ Door Control                         | 9                            | \$1,108.00 |
| <b>HOLD OPEN:</b>     |   |                              |            |
| 3511                  | Tri-packed (regular, parallel or top jamb to 3" reveal) | 8                            | \$690.00   |
| TJ3511                | Top Jamb 2-3/4" to 6-3/4" Reveal                        | 8                            |            |
| PR3511                | Parallel Rigid Arm (Handed)                             | 8                            | \$743.00   |
| 3521T                 | Holder/Stop Thumbturn                                   | 14                           | \$814.00   |
| 3531T                 | Holder/Stop Thumbturn with Spring                       | 9                            | \$1,063.00 |
| ^UNI3511              | UNI Stop™ Door Control                                  | 9                            | \$1,188.00 |
| *UNIJ3511             | Top Jamb UNI Stop™ Door Control                         | 9                            | \$1,283.00 |

\*When Ordering Specify Reveal.

^When Ordering Specify Door Width.

**NOTE:** Sleeve Nuts furnished standard with PR, Holder/Stop, Holder/Stop Spring and UNI Stop™ arms.

| OPTIONS   |     |         |
|---|-----|---------|
| Delayed Action suffix "DL" to model number  | ADD | \$71.00 |
| Plastic Architectural Cover suffix "A" to model number (sprayed only)   | ADD | \$5.00  |
| Metal Cover suffix "M" to model number  | ADD | \$11.00 |
| ABS Plastic Cover suffix "G" to model number  | ADD | \$5.00  |
| Metal Architectural Cover suffix "MA" to model number (sprayed or plated finishes)  | ADD | \$11.00 |
| Offset Soffit Plate prefix "PRO" to model number  | ADD | \$44.00 |
| Regular rigid heavy-duty arm prefix "R" to model number<br>TORX® screws not included (N/A in stainless steel). See Page <a href="#">194</a> for<br>TORX® screw package. | ADD | \$74.00 |

**When Ordering:** Specify finish and size.  
Specify hand, reveal and door width where noted.



## ACCESSORIES FOR SERIES 3301, 3501 CLOSERS

### BACK PLATES & DROP PLATES

| MODEL # | PRODUCT DESCRIPTION                                   | LIST PRICE |
|---------|---|------------|
| 3146    | Narrow Top Rail/Concealed Door Holder Drop Plate      | \$84.00    |
| 3148    | Low Ceiling Clearance Drop Plate                      |            |
| 3158    | Exposed-Back/Narrow Top Rail Drop Plate               |            |
| 3445    | Molded Full Cover Decorative Back Plate               |            |
| 3446    | Exposed-Back Drop Plate Kit                           | \$168.00   |
| 3545    | Exposed-Back Back Plate                               | \$84.00    |
| 3545A   |   | \$99.00    |
| 3546    | Concealed Door Holder Drop Plate                      | \$84.00    |
| 3546A   |   | \$156.00   |
| 3547    | Low Ceiling Clearance/Overhead Door Holder Drop Plate | \$99.00    |
| 3547A   |   |            |
| 3548    | Exposed-Back/Narrow Top Rail Drop Plate               |            |
| 3548A   |   |            |
| 3549    |   |            |
| 3549A   | Exposed-Back/Narrow Top Rail Drop Plate Kit           | \$168.00   |
|         |   | \$183.00   |

### MISCELLANEOUS CLOSER ACCESSORIES

| MODEL # | PRODUCT DESCRIPTION                       | LIST PRICE |
|---------|---|------------|
| **6190  | UNI Stop™ Soffit Plate Support Bracket    | \$85.10    |
| 6191    | UNI Stop™ Wide Frame Reinforcing Kit      | \$107.00   |
| 890     | Narrow Frame Support Bracket              | \$97.90    |
| 891     | Clearance/Support Blade Stop Spacer Block |            |

### ACCESSORIES

| MODEL #   | PRODUCT DESCRIPTION                        | LIST PRICE |
|-----------|--|------------|
| BRACKETS: |  |            |
| *289A     | Standard Soffit Plate Non-Hold Open        | \$55.60    |
| *588      | Standard Soffit Plate Hold Open            | \$46.00    |
| *413A     | Soffit Bracket (Mounting Between Doors)    | \$78.20    |
| *297      | Narrow Frame/Removable Stop Soffit Plate   |            |
| *^299     | Blade/Applied Stop Soffit Plate            |            |
| *290      | Extra-Clearance Offset Soffit Plate        |            |
| *293L     | Flush Rabbeted Transom Angle Bracket       | \$58.00    |
| *293S     | Spacer Block                               | \$18.00    |
| *589L     | Flush Transom Angle Bracket                | \$78.20    |
| *291      | Molded/Bull Nose Trim Bracket              |            |
| *291A     |  |            |
| COVERS:   |  |            |
| 3200P     | Plastic Slim Line Cover                    | \$47.00    |
| 3400P     | Plastic Full Cover                         | \$55.00    |
| 3400A     | Optional Plastic Architectural Cover       |            |
| 3400PG    | ABS Plastic Full Cover                     | \$63.00    |
| 3400M     | Metal Cover                                | \$67.00    |
| 3400M     | When Ordered with Closer in Place of 3400P | \$12.00    |
| 3400MA    | Optional Metal Architectural Cover         | \$67.00    |
| 3400MA    | When Ordered with Closer in Place of 3400P | \$12.00    |

\*No charge when ordered with closer.

\*\*Furnished regularly with all Parallel Arm UNI Stop™ no extra. When ordering 6191 in place of 6190, no extra.

^ Only available in sprayed finishes

**When Ordering:** Specify finish.

## CLOSER BODIES AND SCREW PACKAGES

**ACCENTRA®**  
**ASSA ABLOY**

### CLOSER BODIES:

| MODEL # | PRODUCT DESCRIPTION   | LIST PRICE |
|---------|-----------------------|------------|
| 3101LAP | 3301 Door Closer Body | \$439.00   |
| 3101LAP | 3501 Door Closer Body |            |

| OPTIONS                                    |     |         |
|--|-----|---------|
| Delayed Action suffix "DL" to model number | ADD | \$71.00 |

### SCREW PACKS:

| MODEL #     | PRODUCT DESCRIPTION                                   | LIST PRICE |
|-------------|---|------------|
| SN-134      | Sleeve Nuts Only 1-3/4" Door                          | \$10.90*   |
| SN-214      | Sleeve Nuts Only 2-1/4" Door                          | \$122.00   |
| SNB134-38   | Sleeve Nuts and Bolts 1-3/4" Door                     | \$33.00    |
| SNB200-38   | Sleeve Nuts and Bolts 2" Door                         |            |
| SNB214-38   | Sleeve Nuts and Bolts 2-1/4" Door                     | \$168.00   |
| SN-134SS    | Stainless Steel Sleeve Nuts Only for 1-3/4" Door      | \$157.00   |
| SNB134SS-38 | Stainless Steel Sleeve Nuts and Bolts for 1-3/4" Door | \$168.00   |
| TBGN138-38  | Through-Bolts & Grommet Nuts 1-3/8" Door              | \$25.00    |
| TBGN134-38  | Through-Bolts & Grommet Nuts 1-3/4" Door              |            |
| TBGN214-38  | Through-Bolts & Grommet Nuts 2-1/4" Door              |            |

**NOTE:** Sleeve Nuts furnished standard with PR, Holder/Stop, Holder/Stop Spring and UNI Stop™ arms.

\*For PLATED steel sleeve nuts or sleeve nuts and bolts add \$49.00 to list price.

### TORX® SCREW PACKS:

| MODEL # | PRODUCT DESCRIPTION  | LIST PRICE |
|---------|--|------------|
| TX38    | TORX® Screw Pack - Standard  | \$90.00    |
| PRTX38  | TORX® Screw Pack - Parallel Rigid, Holder/Stop or Holder/Stop Spring | \$90.00    |
| UNITX38 | TORX® Screw Pack - UNI Stop™ Arm                                     | \$90.00    |

**When Ordering:** Specify finish.  
Specify door closer size where noted.

## ARMS AND ARM ASSEMBLIES (PARTS)

## REGULAR, TOP JAMB AND PARALLEL ARMS

| MODEL #    | PRODUCT DESCRIPTION   | LIST PRICE |
|------------|---|------------|
| Y400-1     | Regular Arm Assembly Non-Hold Open                            | \$171.00   |
| 400-1M     | Main Arm  | \$93.00    |
| Y400-111   | Secondary Arm Assembly  | \$98.00    |
| Y400-1W    | Arm Assembly Less Rod & Shoe                                  | \$151.00   |
| Y400-11    | Rod & Shoe Assembly   | \$66.00    |
| Y400-1A    | J Top Jamb Arm Assembly Non-Hold Open                         | \$171.00   |
| 400-1M     | Main Arm  | \$93.00    |
| Y400-121   | Secondary Arm Assembly  | \$98.00    |
| Y400-1W    | Arm Assembly Less Rod & Shoe                                  | \$151.00   |
| Y400-11A   | Rod & Shoe Assembly   | \$66.00    |
| Y400-6     | Parallel Arm w/ 289A Soffit Plate, Non-Hold Open              | \$171.00   |
| 400-1M     | Main Arm  | \$93.00    |
| Y400-116   | Secondary Arm Assembly  | \$98.00    |
| Y400-1W    | Arm Assembly Less Rod & Soffit Plate                          | \$151.00   |
| Y400-16    | Rod & Shoe Assembly   | \$66.00    |
| 400-3      | Regular Hold Open Arm Assembly                                | \$246.00   |
| 400-1M     | Main Arm  | \$93.00    |
| 400-113    | Secondary Arm Assembly  | \$154.00   |
| 400-3W     | Main Arm & Rod Assembly                                       | \$151.00   |
| 400-31     | Adjusting Rod   | \$31.90    |
| 400-13     | Holder Shoe & Loop Assembly                                   | \$151.00   |
| 400-3A     | J Top Jamb Hold Open Arm Assembly                             | \$246.00   |
| 400-1M     | Main Arm  | \$93.00    |
| 400-123    | Secondary Arm Assembly  | \$154.00   |
| 400-3WA    | Main Arm & Rod Assembly                                       | \$151.00   |
| 400-31A    | Adjusting Rod   | \$31.90    |
| 400-13     | Holder Shoe and Loop Assembly                                 | \$151.00   |
| Y400-6A    | Parallel Arm w/ 289A Soffit Plate, Non-Hold Open              | \$171.00   |
| 400-1M     | Main Arm  | \$93.00    |
| *Y400-116A | Secondary Arm Assembly  | \$98.00    |
| Y400-1W    | Arm Assembly Less Rod & Soffit Plate                          | \$151.00   |
| *Y400-16A  | Rod & Shoe Assembly   | \$66.00    |
| 400-8      | Parallel Hold Open Arm Assembly                               | \$246.00   |
| 400-1M     | Main Arm  | \$93.00    |
| 400-118    | Secondary Arm Assembly w/588 Soffit                           | \$154.00   |
| 400-3W     | Main Arm & Rod Less Holder Shoe Assembly                      | \$151.00   |
| 400-18     | Holder Shoe & Loop Assembly                                   | \$151.00   |
| 400-31     | Adjusting Rod   | \$31.90    |
| Y400-26    | Regular & Parallel Arm w/ 289A Soffit, Tri-Pkg, Non-Hold Open | \$171.00   |

\*180° door swing using special template for doors hung on 6" to 8" wide throw hinges

**When Ordering:** Specify finish.

## ARMS AND ARM ASSEMBLIES (PARTS)

**ACCENTRA®**  
**ASSA ABLOY**

### RIGID ARMS

| MODEL #  | PRODUCT DESCRIPTION                      | LIST PRICE |
|----------|--|------------|
| PR400-5  | Parallel Rigid Arm Non-Hold Open         | \$220.00   |
| PR400-8R | Parallel Rigid Arm Hold Open, Right Hand | \$303.00   |
| PR400-8L | Parallel Rigid Arm Hold Open, Left Hand  |            |

### HOLDER/STOP ARMS (3321, 3321T, 3521, 3521T)

| MODEL # | PRODUCT DESCRIPTION                 | LIST PRICE |
|---------|-------------------------------------|------------|
| 4020-5  | Stop Arm Assembly, Non-Hold Open    | \$296.00   |
| 4020T-8 | Holder/Stop Arm Assembly, Hold Open | \$407.00   |
| 4020P   | Hole Plug                           | \$20.00    |
| 4020S   | Removable Stop                      |            |

### HOLDER/STOP SPRING ARMS (3331, 3331T, 3531, 3531T)

| MODEL # | PRODUCT DESCRIPTION                        | LIST PRICE |
|---------|--|------------|
| 4030-5  | Stop w/ Spring Arm Assembly, Non-Hold Open | \$578.00   |
| 4030T-8 | Holder/Stop w/ Spring Assembly, Hold Open  | \$692.00   |
| 4020P   | Hole Plug                                  | \$20.00    |
| 4030KIT | Holder/Stop Spring Kit                     | \$241.00   |

### UNI STOP™ ARMS

| MODEL # | PRODUCT DESCRIPTION                              | LIST PRICE |
|---------|--|------------|
| 6100-11 | Arm Assembly Non-Hold Open Door Width 28" to 32" | \$659.00   |
| 6100-13 | Arm Assembly Non-Hold Open Door Width 33" to 41" |            |
| 6100-14 | Arm Assembly Non-Hold Open Door Width 42" to 48" |            |
| 6100-1  | Arm Assembly Hold Open Door Width 28" to 32"     | \$833.00   |
| 6100-3  | Arm Assembly Hold Open Door Width 33" to 41"     |            |
| 6100-4  | Arm Assembly Hold Open Door Width 42" to 48"     |            |

**When Ordering:** Specify finish.

## ARMS AND ARM ASSEMBLIES (PARTS)

## TOP JAMB UNI STOP™ ARMS

| MODEL #  | PRODUCT DESCRIPTION                                       | LIST PRICE |
|----------|---|------------|
| J6100-4  | Arm Assembly Non-Hold Open Frame Reveals 2-1/8" to 3-1/4" | \$733.00   |
| J6200-4  | Arm Assembly Non-Hold Open Frame Reveals 1/2" to 2"       |            |
| J6400-4  | Arm Assembly Non-Hold Open Frame Reveals 3-3/8" to 4-1/4" |            |
| J6500-41 | Arm Assembly Non-Hold Open Frame Reveals 4-3/8" to 5-3/8" |            |
| J6500-42 | Arm Assembly Non-Hold Open Frame Reveals 5-1/2" to 6-3/8" |            |
| J6500-43 | Arm Assembly Non-Hold Open Frame Reveals 6-1/2" to 7-3/8" |            |
| J6600-4  | Arm Assembly Non-Hold Open Frame Reveals 0" to 3/8"       | \$935.00   |
| J6100-7  | Arm Assembly Hold Open Frame Reveals 2-1/8" to 3-1/4"     |            |
| J6200-7  | Arm Assembly Hold Open Frame Reveals 1/2" to 2"           |            |
| J6400-7  | Arm Assembly Hold Open Frame Reveals 3-3/8" to 4-1/4"     |            |
| J6500-71 | Arm Assembly Hold Open Frame Reveals 4-3/8" to 5-3/8"     |            |
| J6500-72 | Arm Assembly Hold Open Frame Reveals 5-1/2" to 6-3/8"     |            |
| J6500-73 | Arm Assembly Hold Open Frame Reveals 6-1/2" to 7-3/8"     |            |
| J6600-7  | Arm Assembly Hold Open Frame Reveals 0" to 3/8"           |            |

## LOW PROFILE ARMS (3381, 3581)

| MODEL #  | PRODUCT DESCRIPTION                      | LIST PRICE |
|----------|--|------------|
| 2400-1   | Regular Arm, Low Profile, Non-Hold Open  | \$171.00   |
| 2400-1MR | Main Arm & Adjusting Rod Assembly        | \$151.00   |
| 2400-1TS | Tube & Shoe/Soffit Assembly              | \$66.00    |
| 2400-6   | Parallel Arm, Low Profile, Non-Hold Open | \$171.00   |
| 2400-1MR | Main Arm & Adjusting Rod Assembly        | \$151.00   |
| 2400-6TS | Tube and Soffit 289A Assembly            | \$66.00    |
| 2400-26  | Low Profile, Tri-Pkg, Non-Hold Open      | \$171.00   |

## MISCELLANEOUS

| MODEL # | PRODUCT DESCRIPTION                           | LIST PRICE |
|---------|---|------------|
| 1543R   | Jackscrew (holder loop to bracket) Right Hand | \$23.00    |
| 1543L   | Jackscrew (holder loop to bracket) Left Hand  |            |
| 455     | Locknut (holder loop to bracket)              | \$21.20    |
| 1554    | Friction Disc (holder loop)                   | \$12.90    |
| 400-AS  | Arm Shoe Assembly                             | \$36.00    |
| 400-ES  | Elbow Screw and Washer Assembly               | \$14.90    |
| 400-HS  | Hex Screw                                     | \$2.00     |
| 400-HSS | Holder Set Screw                              | \$14.50    |
| 1639    | Pinion Cap                                    | \$8.90     |

**When Ordering:** Specify finish and hand.

2700 SERIES ARCHITECTURAL DOOR CLOSERS



STANDARD FINISHES: Products will be furnished only in the following finishes.

| ANSI/BHMA CODE | FINISH DESCRIPTION      |
|----------------|-------------------------|
| 689            | Aluminum Painted        |
| 690            | Dark Bronze Painted     |
| BSP            | Black Suede Powder Coat |

Adjustable Sizes 1 thru 6

| MODEL #        | PRODUCT DESCRIPTION  | CASE QUANTITY | APPROX. SHIPPING WT. LBS. EACH | LIST PRICE |
|----------------|--|---------------|--------------------------------|------------|
| NON-HOLD OPEN: |  |               |                                |            |
| 2701           | Regular, Parallel, Top Jamb to 3" Reveal                     | 6             | 6.5                            | \$359.00   |
| 2701DL         | Regular, Parallel, Top Jamb to 3" Reveal with Delayed Action | 6             | 6.5                            | \$430.00   |
| 2721           | Stop Only  | 4             | 7.75                           | \$512.00   |
| 2731           | Stop Only with Spring  | 4             | 7.75                           | \$558.00   |
| HOLD OPEN:     |  |               |                                |            |
| 2711           | Regular, Parallel, Top Jamb to 2-3/4" Reveal                 | 4             | 6.5                            | \$434.00   |
| 2721T          | Holder/Stop Thumbturn  | 4             | 7.75                           | \$558.00   |
| 2731T          | Holder/Stop Thumbturn with Spring                            | 4             | 7.75                           | \$666.00   |

Note: Sleeve Nuts furnished standard with all models. For heavy-duty parallel rigid arm applications, specify 2721 or 2721T, stop is removable.

ACCESSORIES AND PARTS

| MODEL #      | PRODUCT DESCRIPTION                        | LIST PRICE |
|--------------|--|------------|
| DROP PLATES: |  |            |
| 3148         | Low Ceiling Clearance Drop Plate           | \$84.00    |
| 3158         | Exposed-Back/Narrow Top Rail Drop Plate    |            |
| BRACKETS:    |  |            |
| *293L        | Flush Rabbeted Transom Angle Bracket       | \$58.00    |
| COVER:       |  |            |
| 2700COV      | Cover Only                                 | \$45.00    |
| SCREW PACKS: |  |            |
| 2700SP       | Screw Pack                                 | \$18.00    |
| SN-134       | Sleeve Nuts Only 1-3/4" Door               | \$10.90    |
| TBGN134-38   | Through-Bolts and Grommet Nuts 1-3/4" Door | \$25.00    |

\*No charge when ordered with closer.

| MODEL # | PRODUCT DESCRIPTION    | LIST PRICE |
|---------|------------------------|------------|
| 2730KIT | Door Saver Spring Stop | \$181.00   |

Specify finish.

## 51 SERIES INDUSTRIAL DOOR CLOSERS

## FINISHES AND FASTENERS

| ANSI/BHMA CODE    | FINISH DESCRIPTION                      |
|-------------------|---|
| 600               | Primed for Painting                     |
| 613E <sup>1</sup> | Dark Oxidized Satin Bronze - equivalent |
| 689               | Aluminum Painted                        |
| 690               | Dark Bronze Painted                     |
| 691               | Light Bronze Painted                    |
| 693               | Black Painted                           |
| 694               | Medium Bronze Painted                   |
| 696               | Satin Brass Painted                     |
| BSP               | Black Suede Powder                      |
| WSP               | White Suede Powder                      |

| ADDITIONAL<br>FINISHING CHARGES | 605, 606, 611,<br>612, 625, 626 |
|---------------------------------|---------------------------------|
| Arm                             | \$520.00                        |

| ANSI/BHMA CODE   | FINISH DESCRIPTION          |
|------------------|-----------------------------|
| 605 <sup>1</sup> | Bright Brass, Clear Coated  |
| 606 <sup>1</sup> | Satin Brass, Clear Coated   |
| 611 <sup>1</sup> | Bright Bronze, Clear Coated |
| 612 <sup>1</sup> | Satin Bronze, Clear Coated  |
| 625 <sup>1</sup> | Bright Chrome Plated        |
| 626 <sup>1</sup> | Satin Chrome Plated         |

1. Available on arms only

| DOOR CLOSER PAINT (PRICE PER CAN) |                                      |                           |            |
|-----------------------------------|--------------------------------------|---------------------------|------------|
| MODEL #                           | PRODUCT DESCRIPTION                  | APPROX. SHIPPING WT. LBS. | LIST PRICE |
| 1A                                | Aluminum Spray Paint (689)           | 8                         | \$60.00    |
| 2B                                | Light Bronze Spray Paint (691)       | 8                         |            |
| 5S                                | Dark Bronze Spray (STAT) Paint (690) | 8                         |            |
| 6SB                               | Gold Spray Paint (696)               | 8                         |            |

| PRODUCT OPTIONS  | ADD                         |
|--|-----------------------------|
| <b>SPECIAL FINISHES:</b> <ul style="list-style-type: none"> <li>Contact factory for availability</li> <li>50 piece minimum order for non-standard sprayed or powder coat finishes</li> </ul> Additional charge per item (surface closer, stop/holder, pivot, etc.) will be added to net/net charge | Net add<br>\$61.00 per item |
| <b>6FIN</b> - Sprayed Finish Samples   | \$60.00                     |
| <b>600</b> special rust inhibiting prime coat.   | \$60.00                     |
| <b>*GROMMET NUTS:</b> Suffix "TBGN" to model number (1-3/8", 1-3/4", 2-1/4" doors)   |                             |
| Ordered with closer - PKG of 4 each  | N/C                         |
| <b>*SLEEVE NUTS:</b> Bolts excluded  |                             |
| Ordered with closer - Steel base material - PKG of 4 each  | \$2.00                      |
| <b>*SECURITY TORX® HEAD SCREWS:</b> Standard sizes only - each screw (machine screws only - no self-drilling/self-tapping or wood screws available)  | \$1.00                      |
| <b>TORX® TOOL KIT #20-0040-0868-005</b><br>Includes one handle/driver and six bits; T10, T15, T20, T25, T27 and T30<br><b>NOTE:</b> Furnished no charge with first 30 closers.<br>Another kit furnished with each additional 50 closers.   | \$306.00                    |

\*See Page [202](#) for packages.

Refer to Page [202](#) for Torx® screw package.

## SERIES 51 CLOSERS

**ACCENTRA®**  
**ASSA ABLOY**

### 51 SERIES CLOSER - Adjustable Sizes 1 thru 6

(6 per case)

| MODEL #        | PRODUCT DESCRIPTION                      | APPROX. SHIPPING<br>WT. LBS. | LIST PRICE |
|----------------|--|------------------------------|------------|
| NON-HOLD OPEN: |  |                              |            |
| 51             | Regular, Parallel, Top Jamb to 3" Reveal | 8                            | \$388.00   |
| TJ51           | Top Jamb Only Reveals 2-3/4" to 7"       | 8                            |            |
| HOLD OPEN:     |  |                              |            |
| 151            | Regular, Parallel, Top Jamb to 3" Reveal | 9                            | \$464.00   |
| TJ151          | Top Jamb Only Reveals 2-3/4" to 6-3/4"   | 9                            |            |

| OPTIONS                          |     |         |
|----------------------------------|-----|---------|
| Cover suffix "P" to model number | ADD | \$48.00 |

**When Ordering:** Specify finish.  
Specify size, hand, reveal and door width where noted.



## ACCESSORIES FOR SERIES 51 CLOSERS

## BACK PLATES &amp; DROP PLATES

| MODEL # | PRODUCT DESCRIPTION                              | LIST PRICE |
|---------|--|------------|
| 214     | Overhead Door Holder Drop Plate                  | \$67.00    |
| 214C    | Narrow Top Rail Drop Plate                       |            |
| 599C    | Retrofit Adaptor Plate                           | \$86.00    |
| 587     | Low Ceiling Clearance/Overhead Holder Drop Plate | \$67.00    |

## ACCESSORIES

| MODEL #     | PRODUCT DESCRIPTION                      | LIST PRICE |
|-------------|--|------------|
| *289A       | Standard Soffit Plate Non-Hold Open      | \$55.60    |
| *588        | Standard Soffit Plate, Hold Open         |            |
| 2350        | Universal Corner Bracket                 | \$227.00   |
| 294         | Retrofit Adaptor Plate                   | \$78.20    |
| *413A       | Soffit Bracket (Mounting Between Doors)  |            |
| *297, **299 | Narrow Frame/Removable Stop Soffit Plate |            |
| *290        | Extra-Clearance Offset Soffit Plate      |            |
| *589L       | Flush Transom Angle Bracket              |            |
| *291, 291A  | Molded/Bull Nose Trim Bracket            | \$78.20    |
| 50P         | Plastic Cover                            | \$68.00    |
| 1639        | Pinion Cap                               | \$8.90     |

\*No charge when ordered with closer.

^ Only available in sprayed finishes

**When Ordering:** Specify finish. Specify size of closers.

## CLOSER BODIES AND SCREW PACKAGES

**ACCENTRA®**  
**ASSA ABLOY**

### CLOSER BODIES

| MODEL # | PRODUCT DESCRIPTION | LIST PRICE |
|---------|---------------------|------------|
| 51LAP   | 51 Door Closer Body | \$298.00   |

### SCREW PACKS

| MODEL #    | PRODUCT DESCRIPTION                              | LIST PRICE |
|------------|--|------------|
| SN-134     | Sleeve Nuts Only 1-3/4" Door                     | \$10.90*   |
| SN-214     | Sleeve Nuts Only 2-1/4" Door                     | \$122.00   |
| SNB134-38  | Sleeve Nuts and Bolts 1-3/4" Door                | \$33.00    |
| SNB200-38  | Sleeve Nuts and Bolts 2" Door                    |            |
| SNB214-38  | Sleeve Nuts and Bolts 2-1/4" Door                | \$168.00   |
| SN-134SS   | Stainless Steel Sleeve Nuts Only for 1-3/4" Door | \$157.00   |
| TBGN138-38 | Through-Bolts & Grommet Nuts 1-3/8" Door         | \$25.00    |
| TBGN134-38 | Through-Bolts & Grommet Nuts 1-3/4" Door         |            |
| TBGN214-38 | Through-Bolts & Grommet Nuts 2-1/4" Door         |            |

\*For PLATED steel sleeve nuts add \$49.00 to list price.

### TORX® SCREW PACKS

| MODEL # | PRODUCT DESCRIPTION         | LIST PRICE |
|---------|-----------------------------|------------|
| TX38    | TORX® Screw Pack - Standard | \$90.00    |

**When Ordering:** Specify finish.  
Specify door closer size where noted.

## ARMS AND ARM ASSEMBLIES (PARTS)

### REGULAR, TOP JAMB AND PARALLEL ARMS

| MODEL #    | PRODUCT DESCRIPTION  | LIST PRICE |
|------------|--|------------|
| Y400-1     | Regular Arm Assembly Non-Hold Open                             | \$171.00   |
| 400-1M     | Main Arm   | \$93.00    |
| Y400-111   | Secondary Arm Assembly   | \$98.00    |
| Y400-1W    | Arm Assembly Less Rod & Shoe                                   | \$151.00   |
| Y400-11    | Rod & Shoe Assembly  | \$66.00    |
| Y400-1A    | J Top Jamb Arm Assembly Non-Hold Open                          | \$171.00   |
| 400-1M     | Main Arm   | \$93.00    |
| Y400-121   | Secondary Arm Assembly   | \$98.00    |
| Y400-1W    | Arm Assembly Less Rod & Shoe                                   | \$151.00   |
| Y400-11A   | Rod & Shoe Assembly  | \$66.00    |
| Y400-1B    | JL Top Jamb Arm Assembly Non-Hold Open                         | \$171.00   |
| 400-2M     | Main Arm   | \$93.00    |
| Y400-131   | Secondary Arm Assembly   | \$98.00    |
| Y400-2W    | Arm Assembly Less Rod and Soffit Plate                         | \$151.00   |
| Y400-11B   | Rod & Shoe Assembly  | \$66.00    |
| Y400-6     | Parallel Arm w/ 289A Soffit Plate, Non-Hold Open               | \$171.00   |
| 400-1M     | Main Arm   | \$93.00    |
| Y400-116   | Secondary Arm Assembly   | \$98.00    |
| Y400-1W    | Arm Assembly Less Rod & Soffit Plate                           | \$151.00   |
| Y400-16    | Rod & 289A Soffit Plate Assembly                               | \$66.00    |
| 400-3      | Regular Hold Open Arm Assembly                                 | \$246.00   |
| 400-1M     | Main Arm   | \$93.00    |
| 400-113    | Secondary Arm Assembly   | \$154.00   |
| 400-3W     | Main Arm & Rod Assembly  | \$151.00   |
| 400-31     | Adjusting Rod  | \$31.90    |
| 400-13     | Holder Shoe & Loop Assembly                                    | \$151.00   |
| 400-3A     | J Top Jamb Hold Open Arm Assembly                              | \$246.00   |
| 400-1M     | Main Arm   | \$93.00    |
| 400-123    | Secondary Arm Assembly   | \$154.00   |
| 400-3WA    | Main Arm & Rod Assembly  | \$151.00   |
| 400-31A    | Adjusting Rod  | \$31.90    |
| 400-13     | Holder Shoe & Loop Assembly                                    | \$151.00   |
| 400-3B     | JL Top Jamb Hold Open Arm Assembly                             | \$246.00   |
| 400-2M     | Main Arm   | \$93.00    |
| 400-133    | Secondary Arm Assembly   | \$154.00   |
| 400-3WB    | Main Arm & Rod Assembly  | \$151.00   |
| 400-31B    | Adjusting Rod  | \$31.90    |
| 400-13     | Holder Shoe & Loop Assembly                                    | \$151.00   |
| Y400-6A    | Parallel Arm w/ 289A Soffit Plate, Non-Hold Open               | \$171.00   |
| 400-1M     | Main Arm   | \$93.00    |
| *Y400-116A | Secondary Arm Assembly   | \$98.00    |
| Y400-1W    | Arm Assembly Less Rod & Soffit Plate                           | \$151.00   |
| *Y400-16A  | Rod & 289A Soffit Plate Assembly                               | \$66.00    |
| 400-8      | Parallel Hold Open Arm Assembly                                | \$246.00   |
| 400-1M     | Main Arm   | \$93.00    |
| 400-118    | Secondary Arm Assembly w/588 Soffit                            | \$154.00   |
| 400-3W     | Main Arm & Rod Assembly  | \$151.00   |
| 400-18     | Holder Shoe & Loop Assembly w/ 588 Soffit                      | \$151.00   |
| 400-31     | Adjusting Rod  | \$31.90    |
| Y400-26    | Regular & Parallel Arm w/ 289A Soffit - Tri-Pkg, Non-Hold Open | \$171.00   |

\*180° door swing using special template for doors hung on 6" to 8" wide throw hinges

### MISCELLANEOUS

| MODEL # | PRODUCT DESCRIPTION             | LIST PRICE |
|---------|---------------------------------|------------|
| 400-AS  | Arm Shoe Assembly               | \$36.00    |
| 400-ES  | Elbow Screw and Washer Assembly | \$14.90    |
| 400-HS  | Hex Screw                       | \$2.00     |

**When Ordering:** Specify finish.

## 1100 SERIES INDUSTRIAL DOOR CLOSERS

**ACCENTRA®**  
**ASSA ABLOY**

Products will be furnished only in the following finishes.

| ANSI/BHMA CODE | FINISH DESCRIPTION      |
|----------------|-------------------------|
| 689            | Aluminum Painted        |
| 690            | Dark Bronze Painted     |
| BSP            | Black Suede Powder Coat |

| MODEL #   | PRODUCT DESCRIPTION                           | CASE<br>QUANTITY | APPROX.<br>SHIPPING<br>WT. LBS. | 689 690<br>BSP |
|-----------|---|------------------|---------------------------------|----------------|
| 1101BF    | Multi-sized Closer - Non-Hold Open            | 6                | 6                               | \$297.00       |
| 1101BFCOV | Multi-sized Closer - Non-Hold Open with Cover | 6                | 6                               | \$327.00       |
| 1104BC    | Size 4 Closer with Backcheck - Non-Hold Open  | 6                | 6                               | \$278.00       |
| 1111BF    | Multi-sized Closer - Hold Open                | 4                | 8                               | \$372.00       |

Note: Sleeve Nuts furnished standard with all models.

### MISCELLANEOUS

| MODEL # | PRODUCT DESCRIPTION | 689 690 |
|---------|---------------------|---------|
| 1100COV | Cover Only          | \$30.00 |

## 1900 SERIES TRADITIONAL DOOR CLOSERS

## FINISHES AND FASTENERS

| ANSI/BHMA CODE            | FINISH DESCRIPTION    |
|---------------------------|-----------------------|
| <b>STANDARD FINISHES:</b> |                       |
| 600                       | Primed for Painting   |
| 689                       | Aluminum Painted      |
| 690                       | Dark Bronze Painted   |
| 691                       | Light Bronze Painted  |
| 693                       | Black Painted         |
| 694                       | Medium Bronze Painted |
| 696                       | Satin Brass Painted   |

| DOOR CLOSER PAINT (PRICE PER CAN) |                                      |                           |            |
|-----------------------------------|--------------------------------------|---------------------------|------------|
| MODEL #                           | PRODUCT DESCRIPTION                  | APPROX. SHIPPING WT. LBS. | LIST PRICE |
| 1A                                | Aluminum Spray Paint (689)           | 8                         | \$60.00    |
| 2B                                | Light Bronze Spray Paint (691)       | 8                         |            |
| 5S                                | Dark Bronze Spray (STAT) Paint (690) | 8                         |            |
| 6SB                               | Gold Spray Paint (696)               | 8                         |            |

| PRODUCT OPTIONS  | ADD                         |
|--|-----------------------------|
| <b>SPECIAL FINISHES:</b> <ul style="list-style-type: none"> <li>Contact factory for availability</li> <li>50 piece minimum order for non-standard sprayed or powder coat finishes</li> </ul> Additional charge per item (surface closer, stop/holder, pivot, etc ) will be added to net/net charge | Net add<br>\$61.00 per item |
| <b>6FIN</b> - Sprayed Finish Samples   | \$60.00                     |
| <b>600</b> special rust inhibiting prime coat.   | \$60.00                     |
| <b>*GROMMET NUTS:</b> Suffix "TBGN" to model number (1-3/8", 1-3/4", 2-1/4" doors)   |                             |
| Ordered with closer - PKG of 4 each  | N/C                         |
| <b>*SLEEVE NUTS:</b> Bolts excluded  |                             |
| Ordered with closer - Steel base material - PKG of 4 each  | \$2.00                      |

\*See page [208](#) for packages.

## SERIES 1900 TRADITIONAL SURFACE CLOSERS

**ACCENTRA®**  
**ASSA ABLOY**

### 1900 SERIES TRADITIONAL CLOSERS

(4 per case)

| MODEL #        | PRODUCT DESCRIPTION              | APPROX. SHIPPING<br>WT. LBS. | LIST PRICE |
|----------------|----------------------------------|------------------------------|------------|
| NON-HOLD OPEN: |                                  |                              |            |
| 1902/4         | Regular Arm                      | 10                           | \$2,258.00 |
| 1905/6         | Regular Arm                      | 10                           |            |
| PA1902/4       | Parallel Arm                     | 10                           |            |
| PA1905/6       | Parallel Arm                     | 10                           |            |
| 1902/4DL*      | Delayed Action Regular Arm Only  | 10                           | \$2,329.00 |
| 1905/6DL*      | Delayed Action Regular Arm Only  | 10                           |            |
| PR1902/4       | Parallel Rigid Arm (SN included) | 10                           | \$2,294.00 |
| PR1905/6       | Parallel Rigid Arm (SN included) | 10                           |            |
| ^UNI1902/4     | UNI Stop™ Door Control           | 13                           | \$2,678.00 |
| ^UNI1905/6     | UNI Stop™ Door Control           | 13                           |            |
| HOLD OPEN:     |                                  |                              |            |
| PR1912/4       | Parallel Rigid Arm (SN included) | 11                           | \$2,387.00 |
| PR1915/6       | Parallel Rigid Arm (SN included) | 11                           |            |
| ^UNI1912/4     | UNI Stop™ Door Control           | 13                           | \$2,832.00 |
| ^UNI1915/6     | UNI Stop™ Door Control           | 13                           |            |

\*When Ordering Specify Door Width.

\*Specify hand when ordering.

### BACK PLATES & DROP PLATES FOR 1900 SERIES CLOSERS

| MODEL # | PRODUCT DESCRIPTION        | LIST PRICE |
|---------|----------------------------|------------|
| 1988    | Narrow Top Rail Drop Plate | \$209.00   |

### MISCELLANEOUS CLOSER ACCESSORIES

| MODEL # | PRODUCT DESCRIPTION                    | LIST PRICE |
|---------|--|------------|
| **6190  | UNI Stop™ Soffit Plate Support Bracket | \$85.10    |
| 6191    | UNI Stop™ Wide Frame Reinforcing Kit   | \$107.00   |
| 890     | Narrow Frame Support Bracket           | \$97.90    |
| 891     | Clearance/Support Blade Stop           |            |

### ACCESSORIES

| MODEL #    | PRODUCT DESCRIPTION                                     | LIST PRICE |
|------------|---|------------|
| 1950       | Corner Bracket  | \$310.00   |
| 964        | Adjustable Bracket (Arched or Circular Top Door)        |            |
| 974        | Offset Adjustable Bracket (Arched or Circular Top Door) |            |
| *289       | Soffit Plate Non-Hold Open                              | \$55.60    |
| *413A      | Soffit Bracket (Mounting Between Doors)                 | \$78.20    |
| *297       | Narrow Frame/Removable Stop Soffit Plate                |            |
| **^299     | Blade/Applied Stop Soffit Plate                         |            |
| *290       | Extra-Clearance Offset Soffit Plate                     |            |
| *293L      | Flush Transom Angle Bracket                             | \$58.00    |
| 293S       | Spacer Block  | \$18.00    |
| *589L      | Flush Transom Angle Bracket                             | \$78.20    |
| *291, 291A | Molded/Bull Nose Trim Bracket                           |            |
| 1983       | Retrofit Adaptor Plate                                  | \$180.00   |
| 1986       | Retrofit Adaptor Plate                                  |            |

\*No charge when ordered with closer.

\*\*Furnished standard with all Parallel Arm UNI Stop™ no extra.

When ordering 6191 in place of 6190, no extra.

^ Only available in sprayed finishes

**When Ordering:** Specify finish and hand.

## ARMS AND ARM ASSEMBLIES (PARTS)

## REGULAR AND PARALLEL ARMS

| MODEL #  | PRODUCT DESCRIPTION                 | LIST PRICE |
|----------|-------------------------------------|------------|
| Y1900-1  | Regular Arm Assembly Non-Hold Open  | \$171.00   |
| 1900-1M  | Main Arm                            | \$93.00    |
| Y1900-1W | Main Arm and Adjusting Tube         | \$151.00   |
| 1900-11  | Rod and Shoe                        | \$66.00    |
| Y1900-5  | Parallel Arm Assembly Non-Hold Open | \$171.00   |
| 1900-1M  | Main Arm                            | \$93.00    |
| Y1900-1W | Main Arm Less Rod and Soffit Plate  | \$151.00   |
| 1900-15  | Rod and Soffit Plate                | \$66.00    |

## RIGID ARMS

| MODEL #   | PRODUCT DESCRIPTION                      | LIST PRICE |
|-----------|--|------------|
| PR1900-5  | Parallel Rigid Arm Non-Hold Open         | \$298.00   |
| PR1900-8R | Parallel Rigid Arm Hold Open, Right Hand | \$300.00   |
| PR1900-8L | Parallel Rigid Arm Hold Open, Left Hand  |            |

## UNI STOP™ ARMS

| MODEL # | PRODUCT DESCRIPTION                              | LIST PRICE |
|---------|--|------------|
| 6130-17 | Arm Assembly Non-Hold Open Door Width 28" to 32" | \$659.00   |
| 6130-18 | Arm Assembly Non-Hold Open Door Width 33" to 41" |            |
| 6130-19 | Arm Assembly Non-Hold Open Door Width 42" to 48" |            |
| 6130-7  | Arm Assembly Hold Open Door Width 28" to 32"     | \$833.00   |
| 6130-8  | Arm Assembly Hold Open Door Width 33" to 41"     |            |
| 6130-9  | Arm Assembly Hold Open Door Width 42" to 48"     |            |

## MISCELLANEOUS PARTS

| MODEL # | PRODUCT DESCRIPTION                           | LIST PRICE |
|---------|---|------------|
| 24BD    | B/D Spring                                    | \$264.00   |
| 56EF    | E/F Spring                                    | \$295.00   |
| 1543R   | Jackscrew (holder loop to bracket) Right Hand | \$23.00    |
| 1543L   | Jackscrew (holder loop to bracket) Left Hand  |            |
| 455     | Locknut (holder loop to bracket)              | \$21.20    |
| 1554    | Friction Disc (holder loop)                   | \$12.90    |

When Ordering: Specify finish where required.

## SCREW PACKAGES



## SCREW PACKS

| MODEL #     | PRODUCT DESCRIPTION                        | LIST PRICE |
|-------------|--|------------|
| SN-134      | Sleeve Nuts Only 1-3/4" Door               | \$10.90    |
| SN-214      | Sleeve Nuts Only 2-1/4" Door               | \$122.00   |
| TBGN 138-38 | Through-bolts and Grommet Nuts 1-3/8" door | \$25.00    |
| TBGN 134-38 | Through-bolts and Grommet Nuts 1-3/4" door |            |
| TBGN 214-38 | Through-bolts and Grommet Nuts 2-1/4" door |            |

## CLOSER BODIES

|           |                    |            |
|-----------|--------------------|------------|
| 1902/4LAP | 1902/4 Closer Body | \$1,754.00 |
| 1905/6LAP | 1905/6 Closer Body |            |



## YDC200 SERIES DOOR CLOSER

**STANDARD FINISHES:** Products will be furnished only in the following finishes.

| ANSI/BHMA CODE | FINISH DESCRIPTION  |
|----------------|---------------------|
| 689            | Aluminum Painted    |
| 690            | Dark Bronze Painted |

| MODEL # | PRODUCT DESCRIPTION                          | CASE QUANTITY | APPROX. SHIPPING WT. LBS. | 689 690  |
|---------|--|---------------|---------------------------|----------|
| YDC201  | Multi-Sized (1-4) Closer - Non-Hold Open     | 6             | 6                         | \$240.00 |
| YDC204  | Size 4 Closer with Backcheck - Non-Hold Open | 6             | 6                         | \$219.00 |

Note: Sleeve Nuts furnished standard with all models.

## MISCELLANEOUS PARTS:

| MODEL # | PRODUCT DESCRIPTION                  | 689 690 |
|---------|--------------------------------------|---------|
| 200COV  | Cover Only                           | \$30.00 |
| SN134   | Sleeve Nuts Only – 1-3/4" Thick Door | \$10.90 |

ELECTRIFIED PRODUCTS TABLE OF CONTENTS



Door Alarm

|   |                     |
|---|---------------------|
| <a href="#">SDA16 Door Alarm, Options and Cylinders</a> | <a href="#">211</a> |
| <a href="#">Accessories</a>                             | <a href="#">212</a> |

ACCENTRA®

ASSA ABLOY

## DOOR ALARM

| MODEL #   | PRODUCT DESCRIPTION   | LIST PRICE |
|---|---|------------|
| SDA16-1   | Battery Operated Door Alarm with YA1 Cam Lock                     | \$642.00   |
| SDA16XL-1   | Battery Operated Door Alarm with Remote Mounting and YA1 Cam Lock | \$742.00   |
| <b>OPTIONS:</b>   |   |            |
| <b>INSIDE CYLINDER:</b> Ordered Separately - See Below  |   |            |
| <b>OUTSIDE CYLINDER:</b> Ordered as 121NL - Specify Cylinder - See Below (Available for SDA16 only) |   |            |

**NOTE:** See page [212](#) for power supplies and electrified accessories.

## CYLINDERS

| MODEL                                      | PRODUCT DESCRIPTION  | CYLINDER LENGTH | COLLAR SIZE | ALL FINISHES |
|--|--|-----------------|-------------|--------------|
| <b>MORTISE CYLINDERS FOR INSIDE OPTION</b> |  |                 |             |              |
| 2153                                       | Standard Mortise Cylinder 6-Pin  | 1-1/8"          | N/A         | \$119.00     |
| 2153                                       | Standard Mortise Cylinder 7-Pin  | 1-1/4"          | N/A         | \$121.00     |
| 2196                                       | Large Format Interchangeable Core Mortise Cylinder 6-Pin                                     | 1-1/2"          | KP4         | \$214.00     |
| 2197                                       | Large Format Interchangeable Core Mortise Cylinder 7-Pin                                     | 1-11/16"        | 1765.250    | \$216.00     |
| 5153                                       | Security Mortise Cylinder 6-Pin  | 1-1/8"          | N/A         | \$470.00     |
| 5153                                       | Security Mortise Cylinder 7-Pin  | 1-1/4"          | N/A         | \$474.00     |
| 5196                                       | Security Large Format Interchangeable Core Mortise Cylinder 6-Pin                            | 1-1/2"          | KP4         | \$581.00     |
| 5197                                       | Security Large Format Interchangeable Core Mortise Cylinder 7-Pin                            | 1-11/16"        | 1765.250    | \$585.00     |
| K100                                       | ASSA ABLOY ACCENTRA® KeyMark® Mortise Cylinder 6- or 7-Pin                                   | 1-1/8"          | N/A         | \$139.00     |
| K100                                       | ASSA ABLOY ACCENTRA® KeyMark® Mortise Cylinder 6- or 7-Pin                                   | 1-1/4"          | N/A         |              |
| K100                                       | ASSA ABLOY ACCENTRA® KeyMark® Mortise Cylinder 6- or 7-Pin                                   | 1-1/2"          | KP4         | \$295.00     |
| K820                                       | ASSA ABLOY ACCENTRA® KeyMark® Large Format Interchangeable Core Mortise Cylinder 6-Pin       | 1-1/2"          | KP4         | \$258.00     |
| K820                                       | ASSA ABLOY ACCENTRA® KeyMark® Large Format Interchangeable Core Mortise Cylinder 6-Pin       | 1-11/16"        | 1765.250    |              |
| K620                                       | ASSA ABLOY ACCENTRA® KeyMark® Small Format Interchangeable Core Mortise Cylinder 6-Pin       | 1-1/4"          | N/A         | \$252.00     |
| K620                                       | ASSA ABLOY ACCENTRA® KeyMark® Small Format Interchangeable Core Mortise Cylinder 6- or 7-Pin | 1-3-8"          | N/A         |              |
| A620                                       | Best® Keyway Small Format Interchangeable Core Mortise Cylinder 6-Pin                        | 1-1/4"          | N/A         | \$203.00     |
| A620                                       | Best® Keyway Small Format Interchangeable Core Mortise Cylinder 6- or 7-Pin                  | 1-3-8"          | N/A         |              |

| MODEL #                                 | PRODUCT DESCRIPTION   | RING/<br>COLLAR | ALL FINISHES |
|---|---|-----------------|--------------|
| <b>RIM CYLINDERS FOR OUTSIDE OPTION</b> |   |                 |              |
| 1109                                    | Standard Cylinder 6-Pin   | 1765-.250       | \$119.00     |
| 1109                                    | Standard Cylinder 7-Pin   |                 | \$121.00     |
| 1709                                    | CMK Cylinder 6-Pin  |                 | \$137.00     |
| 1709                                    | CMK Cylinder 7-Pin  |                 | \$139.00     |
| 1193                                    | Large Format Interchangeable Core Cylinder 6-Pin  |                 | \$214.00     |
| 1193                                    | Large Format Interchangeable Core Cylinder 7-Pin  |                 | \$216.00     |
| 5109                                    | Security Cylinder 6-Pin   |                 | \$470.00     |
| 5109                                    | Security Cylinder 7-Pin   |                 | \$474.00     |
| U5109                                   | High Security Cylinder 6-Pin  |                 | \$628.00     |
| U5109                                   | High Security Cylinder 7-Pin  |                 | \$632.00     |
| 5193                                    | Security Large Format Interchangeable Core Cylinder 6-Pin                               |                 | \$581.00     |
| 5193                                    | Security Large Format Interchangeable Core Cylinder 7-Pin                               |                 | \$585.00     |
| K300                                    | ASSA ABLOY ACCENTRA® KeyMark® Cylinder 6- or 7-Pin                                      |                 | \$150.00     |
| K840                                    | ASSA ABLOY ACCENTRA® KeyMark® Large Format Interchangeable Core Cylinder 6-Pin or 7-Pin |                 | \$258.00     |
| K640                                    | ASSA ABLOY ACCENTRA® KeyMark® Small Format Interchangeable Core Cylinder 6- or 7-Pin    |                 | \$252.00     |
| A640                                    | Best® Keyway Small Format Interchangeable Core Cylinder 6- or 7-Pin                     |                 | \$203.00     |
| 2109                                    | Schlage® "C" Keyway Cylinder 6-Pin - 0-bitted or Keyed Random                           |                 | \$119.00     |

**When Ordering:** Specify design, hand and finish.

## ELECTRIFIED ACCESSORIES AND WIRING DIAGRAM SERVICES

**ACCENTRA®**  
**ASSA ABLOY**

## POWER SUPPLIES:

| MODEL #   | PRODUCT DESCRIPTION                       | LIST PRICE |
|-----------|---|------------|
| LSP-12-24 | 6 AMP @ 12VDC, 3 AMP @ 24VDC (Selectable) | \$828.00   |

## WIRE HARNESS:

| MODEL # | PRODUCT DESCRIPTION  | LIST PRICE |
|---------|--|------------|
| WH-11   | Hardwired harness for 36" exit devices used with 7116 alarm kits. Also used with SDA-16. | \$248.00   |
| WH-12   | Hardwired harness for 48" exit devices used with 7116 alarm kits.                        | \$241.00   |
| WH-13   | Hardwired harness for 36" surface vertical rod exit devices used with 7116 alarm kits.   | \$300.00   |
| WH-14   | Hardwired harness for 48" surface vertical rod exit devices used with 7116 alarm kits.   |            |
| WH-28   | inTouch/nexTouch® remote power and request to enter harness                              | \$112.00   |

## MISCELLANEOUS ACCESSORIES:

| MODEL/PART # | PRODUCT DESCRIPTION                                      | LIST PRICE |
|--------------|--|------------|
| EPT          | Electrical power transfer = up to 120 degree swing       | \$176.00   |
| EPTL         | Electrical power transfer – long = over 120 degree swing | \$233.00   |

ASSA ABLOY ACCENTRA® recommends McKinney®, Pemko and Securitron® for power transfer devices and other electronic accessories.

## CUSTOM WIRING DIAGRAM SERVICES:

| MODEL #  | PRODUCT DESCRIPTION           | LIST PRICE                             |
|----------|-------------------------------|--|
| WD-BASIC | Basic Riser/Elevation Diagram | Contact<br>800-810-WIRE<br>for pricing |
| WD-SPEC  | Specification package         |  |
| WD-P2P   | Point to Point package        |  |
| WD-SYSPK | System Package                |  |
| WD-SWP   | Special Wiring Package        |  |

**Note:** Consult Electromechanical Technical Services at 800-810-WIRE (9473) to establish the price, type and number of wiring diagrams required for project.

For 8800 Series Electrified Mortise Locksets, see pages [67-70](#) and [79-81](#)

For 5400LN Series Electrified Cylindrical Locksets, see page [87](#)

For 5300LN Series Electrified Cylindrical Locksets, see page [97](#)

For 4700LN Series Electrified Cylindrical Locksets, see page [103](#)

For 7000 Series Electrified Exit Devices, see pages [131-132](#)

For 6000 Series Electrified Exit Devices, see page [149](#)

NEXTOUCH® TABLE OF CONTENTS

nexTouch® Cylindrical Lock

Variations.....

214

Cylinders.....

215

Accessories.....

216

nexTouch® Sectional Mortise Lock

Variations.....

217

Lock Body.....

219

Cylinders.....

220

Accessories.....

221

nexTouch® Exit Trim

Variations.....

222

Lock Body.....

223

Cylinders.....

224

Accessories.....

225

NEXTOUCH® CYLINDRICAL LOCK



| ANSI/BHMA CODE | FINISH DESCRIPTION                      | PART DESIGNATION |
|----------------|---|------------------|
| <b>BRASS:</b>  |   |                  |
| 605            | Bright Brass, Clear Coated              | 003              |
| <b>BRONZE:</b> |   |                  |
| 613E           | Dark Oxidized Satin Bronze - equivalent | 13E              |

| ANSI/BHMA CODE  | FINISH DESCRIPTION      | PART DESIGNATION |
|-----------------|-------------------------|------------------|
| <b>CHROME:</b>  |                         |                  |
| 626             | Satin Chrome Plated     | 025              |
| <b>PAINTED:</b> |                         |                  |
| BSP             | Black Suede Powder Coat | BSP              |



| PRODUCT OPTIONS  | DEDUCT   | ADD      |
|--|----------|----------|
| <b>CYLINDERS: 6-Pin Only</b>   |          |          |
| <b>LESS CYLINDER OR LESS CORE:</b>   |          |          |
| Standard cylinder prep less cylinder, specify "x LC"<br><b>Ordering Example:</b> AU-NTB613-NR  | \$104.00 | —        |
| Large format interchangeable core prep less core, for 6-pin, specify "x 1210 Prep x Less Core"<br><b>Ordering Example:</b> AU-NTB613-NR x 1210 Prep x Less Core  | —        | \$0.00   |
| <b>INTERCHANGEABLE CORE CYLINDERS:</b>   |          |          |
| 1210 - LFIC 6-Pin (includes MK or GMK)<br><b>Ordering Example:</b> AU-NTB613-NR x 1210 x 626   | —        | \$95.00  |
| A600 Best® Keyway SFIC 6-or 7-Pin (includes MK or GMK) . . . .<br><b>Ordering Example:</b> Ordering Example: B-AU-NTB613-NR x A600   | —        | \$84.00  |
| <b>CYLINDER OPTIONS:</b>   |          |          |
| Lockset with SFIC Core Prep (less core) Prefix B to trim designation. Specify 6 or 7-pin.<br><b>Ordering Example:</b> B-AU-NTB613-NR x Less Core   | \$0.00   | \$0.00   |
| Lockset with Medeco®/ASSA® IC Core Prep (less core) Prefix M to trim designation. Only Available in AU levers. 6-pin only.<br><b>Ordering Example:</b> M-AU-NTB613-NR x Less Core  | \$0.00   | \$0.00   |
| Lockset with Schlage® IC Core Prep (less core) Prefix SI to trim designation. 6-pin only.<br><b>Ordering Example:</b> SI-AU-NTB613-NR x Less Core  | \$0.00   | \$0.00   |
| Lockset with Corbin Russwin IC Core Prep (less core) Prefix R to trim designation. Not available with MO or PB levers. 6-pin only.<br><b>Ordering Example:</b> R-AU-NTB613-NR x Less Core                                    | \$0.00   | \$0.00   |
| Lockset with Sargent IC Core Prep (less core) Prefix SG to trim designation. Not available with MO levers. 6-pin only.<br><b>Ordering Example:</b> SG-AU-NTB613-NR x Less Core   | \$0.00   | \$56.00  |
| Lockset with Schlage® Standard Cylinder Prep (less cylinder) Prefix S to trim designation. 6-pin only.<br><b>Ordering Example:</b> S-AU-NTB613-NR x Less Cylinder  | \$42.00  | \$0.00   |
| Lockset with Schlage® "C" Keyway Cylinder (specify cylinder model number 2803-53L)<br><b>Ordering Example:</b> AU-NTB613-NR x 2803-53L x 626   | \$0.00   | \$0.00   |
| Lockset with Arrow "AR" Keyway Cylinder (specify cylinder model 100CV1)<br><b>Ordering Example:</b> AU-NTB-613 x 100CV1 x 626  | \$0.00   | \$0.00   |
| Lockset with Corbin Russwin "L4", Corbin "60", Russwin "D1", Sargent® "LA" or Schlage® "E" Keyway Cylinder. (specify cylinder model number 3803-53L x keyway)<br><b>Ordering Example:</b> AU-NTB613-NR x 3803-53L x L4 x 626 | \$0.00   | \$27.00  |
| <b>ADVANCED FUNCTIONS:</b>   |          |          |
| Lock ordered with auxiliary Door Position Switch to enable Escape, Return and Privacy function.<br><b>Ordering Example:</b> AU-NTB613-NR x DPS   | \$0.00   | \$52.00  |
| <b>KNURLING:</b> Available for all levers in 613E, 626 and BSP finishes only   |          |          |
| Outside (KNO) or Inside (KNI) Only   | —        | \$129.00 |
| Both Sides (KNB)   | —        | \$258.00 |
| <b>ABRASIVE COATING:</b>   |          |          |
| Outside (ABCO) or Inside (ABCI) Only   | —        | \$79.00  |
| Both Sides (ABCB)  | —        | \$158.00 |
| <b>DOOR THICKNESS:</b> 1-3/4" (For 1-3/8" thick doors, thin door kit must be used)   | —        | STD      |

NOTES:  
SECURITY & ASSA ABLOY ACCENTRA® KEYMARK® CYLINDERS: See next page for pricing. These cylinders are priced and discounted separately. Split finishes are not available for the nexTouch® locks.

## NEXTOUCH® CYLINDRICAL LOCK

**DESIGNS:** Augusta-AU Monroe - MO Pacific Beach - PB Reflections® - TB, UB

| MODEL #                 | PRODUCT DESCRIPTION   | ALL FINISHES |
|-------------------------|---|--------------|
| <b>NO RADIO OPTIONS</b> |   |              |
| NTB613-NR               | Bored Lock w/Pushbutton Keypad - Cylinder Override              | \$946.00     |
| NTB633-NR               | Bored Lock w/Pushbutton Keypad - Without Cylinder Override      | \$842.00     |
| NTB623-NR               | Bored Lock w/Capacitive Touchscreen - Cylinder Override         | \$980.00     |
| NTB643-NR               | Bored Lock w/Capacitive Touchscreen - Without Cylinder Override | \$876.00     |

CASE LOT: 3

SHIPPING WEIGHT: 7.2 lbs. per lock

| MODEL #                        | PRODUCT DESCRIPTION   | ORDERED SEPARATELY | ORDERED WITH LOCKSET |
|--------------------------------|---|--------------------|----------------------|
| <b>STRIKES:</b>                |   |                    |                      |
| 202                            | Strike Box (Not Plated)                                       | \$2.00             | \$2.00               |
| 371                            | Strike 1 1/4" Lip with Box                                    | \$13.00            | N/C                  |
| 371                            | Strike 1", 1-1/2", 1-3/4" or 2" Lip with Box                  | \$26.00            | \$2.00               |
| 497                            | ANSI Strike Lip 1-1/4"  | \$63.00            | STD                  |
| 497                            | ANSI Strike with 1-1/8", 1-1/2" or 1-3/4" Lip                 | \$71.00            | \$21.00              |
| <b>DEADLOCKING LATCHBOLTS:</b> |   |                    |                      |
| E694                           | Adjustable, 2-3/4" Backset, 1/2" Throw, 2-1/4" x 1-1/8" Front | \$154.00           | STD MECH             |
| 480B                           | Beveled, 2-3/4" Backset, 3/4" Throw, 2-1/4" x 1-1/8" Front    | \$294.00           | \$140.00             |
| F480B                          | Flat, 2-3/4" Backset, 3/4" Throw, 2-1/4" x 1-1/8" Front       |                    |                      |
| 380N                           | Adjustable, 2-3/8" Backset, 2-1/4" x 1" Front                 | \$59.00            | N/C                  |

| MODEL #           | PRODUCT DESCRIPTION  | ORDERED SEPARATELY | ORDERED WITH LOCKSET |
|-------------------|--|--------------------|----------------------|
| <b>CYLINDERS:</b> |  |                    |                      |
| 1803-53L          | Standard Cylinder 6-Pin  | \$104.00           | N/C                  |
| 5803-53L          | Security Cylinder 6-Pin  | \$412.00           | \$308.00             |
| K800              | ASSA ABLOY ACCENTRA® KeyMark® Large Format Interchangeable Core Only 6-Pin | \$139.00           | \$139.00             |
| K403-53L          | ASSA ABLOY ACCENTRA® KeyMark® Cylinder                                     | \$131.00           | \$27.00              |
| 1210              | Large Format Interchangeable Core Only 6-Pin                               | \$95.00            | \$95.00              |
| 5210              | Security Large Format Interchangeable Core Only 6-Pin                      | \$379.00           | \$379.00             |
| K600              | ASSA ABLOY ACCENTRA® KeyMark® Small Format Interchangeable Core            | \$133.00           | \$133.00             |
| 2803-53L          | Schlage® "C" Keyway Cylinder 6-Pin - 0-bitted or Keyed Random              | \$104.00           | N/C                  |
| 3803-53L          | Other Manuf. Keyway Cylinder 6-Pin - Keyed Random, Specify Keyway          | \$131.00           | \$27.00              |
| 100CV1            | Arrow "AR" Keyway Cylinder   | \$104.00           | N/C                  |
| A600              | Best® Keyway Small Format Interchangeable Core 6-or 7-Pin, Specify Keyway  | \$84.00            | \$84.00              |
| 108S              | Schlage® Cylinder Adapter Kit  | \$31.00            | \$31.00              |

ASSA ABLOY ACCENTRA® nexTouch® No Radio lock part numbers NTB613, NTB623, NTB633, & NTB643 can be upgraded for use with the ACCENTRA Cloud platform by installing the Accentra radio module available to all ASSA ABLOY ACCENTRA® Multi Family Housing Certified Integrators. **These part numbers can NOT be upgraded to and are not warranted for use with a Z-Wave, Zigbee, or other WiFi compatible system.**

## NEXTOUCH® CYLINDRICAL LOCK

**ACCENTRA®**  
**ASSA ABLOY**

| PARTS   |                   |                   |                   |                   |                        |                     |
|---|-------------------|-------------------|-------------------|-------------------|------------------------|---------------------|
| LEVERS ONLY:  | PART NUMBER<br>AU | PART NUMBER<br>MO | PART NUMBER<br>PB | PART NUMBER<br>TB | PART NUM-<br>BER<br>UB | 605 613E<br>626 BSP |
| Plain Inside (for use with NTB600)                  | 14-YM00-6040      | 14-5301-6902      | 14-5301-6054      | 14-5301-6201      | 14-5301-6301           | \$94.00             |
| Plain Outside (for use with NTB633/643)             | 14-YM00-6060      | 14-5303-6066      | 14-5303-6062      | 14-5303-6203      | 14-5303-6303           |                     |
| Standard Cylinder Outside (for use with NTB613/623) | 14-YM00-6039      | 14-5305-6056      | 14-5305-6054      | 14-5300-6200      | 14-5300-6300           |                     |
| SFIC Outside (for use with NTB613/623)              | 14-YM00-6030      | 14-5305-0016      | 14-5305-0012      | 14-5305-6206      | 14-5305-6306           | \$117.00            |
| LFIC Outside (for use with NTB613/623)              | 14-YM00-6028      | 14-5305-6059      | 14-5305-6051      | 14-5305-6205      | 14-5305-6305           |                     |
| OTHER COMPONENTS:                                   |                   |                   | PART NUMBER       |                   |                        | NO FINISH           |
| Motorized Lock Chassis (1-3/8" & 1-3/4" door)       |                   |                   | 14-5361-0902-048  |                   |                        | \$1,963.00          |
| Battery Cover                                       |                   |                   | 14-B600-0200-999  |                   |                        | \$62.00             |

| MODEL/PART #        | PRODUCT DESCRIPTION  | LIST PRICE |
|---------------------|--|------------|
| <b>ACCESSORIES:</b> |  |            |
| WH-28               | Remote power and request to enter wire harness   | \$112.00   |
| 14-4761-0106        | 1-3/8" Thin door kit. Includes inside and outside escutcheon spacers as well as a 2-3/8" latchbolt | \$126.00   |
| 14-B600-0111-999    | 3-Wire Door Position Switch  | \$52.00    |



## NEXTOUCH® SECTIONAL MORTISE LOCK

| ANSI/BHMA CODE  | FINISH DESCRIPTION                      | PART DESIGNATION |
|-----------------|---|------------------|
| <b>BRASS:</b>   |   |                  |
| 605             | Bright Brass, Clear Coated              | 003              |
| <b>BRONZE:</b>  |   |                  |
| 613E            | Dark Oxidized Satin Bronze - equivalent | 13E              |
| <b>CHROME:</b>  |   |                  |
| 626             | Satin Chrome Plated                     | 025              |
| <b>PAINTED:</b> |   |                  |
| BSP             | Black Suede Powder Coat                 | BSP              |

| PRODUCT OPTIONS  | DEDUCT   | ADD      |
|--|----------|----------|
| <b>LESS CYLINDER:</b> Specify "x LC"<br>Cylinder rings/collars not furnished with locksets ordered less cylinders. | \$119.00 | —        |
| Hotel Function Locksets - Less Cylinder  | \$259.00 | —        |
| IC Housing ordered with locksets (ICLC)  | —        | \$0.00   |
| <b>7-PIN CYLINDERS:</b> Add to 6-Pin cylinder  | —        | \$2.00   |
| <b>DUST GUARD:</b> Prefix "D" to model number (refer to catalog for available cylinders)                           | —        | \$79.00  |
| <b>INTERCHANGEABLE CORE CYLINDERS:</b>   |          |          |
| 2196 - LFIC 6-Pin (Includes MK or GMK)<br><b>Ordering Example:</b> NTM613 -NR x 2196 x LH x 626                    | —        | \$95.00  |
| A620 - SFIC 6-or 7-Pin (Includes MK or GMK)<br><b>Ordering Example:</b> NTM613 -NR x A620 x RH x 626               | —        | \$84.00  |
| <b>TORX® SECURITY HEAD SCREWS:</b> Standard size only (add for each screw)   | —        | \$1.00   |
| Quantity Required: Sectional Trim = 4  | —        | \$4.00   |
| <b>SPECIAL STRIKES:</b>  |          |          |
| Strikes with lip lengths other than 1-1/8" or 1-1/4"   | —        | \$21.00  |
| <b>KNURLING:</b> Available for all knob and levers in any finish except HA, PN and all Reflections® levers         |          |          |
| Outside (KNO) or Inside (KNI) Only   | —        | \$129.00 |
| Both Sides (KNB)   | —        | \$258.00 |
| <b>ABRASIVE COATING:</b> Lever   |          |          |
| Outside (ABCO) or Inside (ABCI) Only   | —        | \$79.00  |
| Both Sides (ABCB)  | —        | \$158.00 |
| <b>DOORS 1-3/4" THICK TO 2-1/4" THICK:</b>   |          |          |
| Non-keyed  | —        | \$176.00 |
| Single cylinder keyed  | —        | \$279.00 |
| Double cylinder keyed  | —        | \$312.00 |

**NOTE:** Split finishes are not available for the nexTouch® locks.

## NEXTOUCH® SECTIONAL MORTISE LOCK

**DESIGNS:** Arcadia - AR\*      Augusta-AU      Carmel - CR      Jefferson - JN\*      Monroe - MO  
 Pacific Beach - PB      Pinehurst - PN\*      Virginia - VI\*

**REFLECTIONS DESIGNS:** All\*

**ROSE DESIGNS:** R3, R4, R5, R6, R7, R8, R9  
 Copenhagen - R

\*These designs will incur the \$181.00 price adder as established in the standard mortise locks. This includes all Reflections® trim.

| MODEL #                 | PRODUCT DESCRIPTION   | ALL FINISHES |
|-------------------------|---|--------------|
| <b>NO RADIO OPTIONS</b> |   |              |
| NTM613-NR               | Mortise Lock w/Pushbutton Keypad - Cylinder Override                          | \$1,319.00   |
| NTM618-NR               | Mortise Lock w/Pushbutton Keypad - Cylinder Override w/Thumbturn              | \$1,346.00   |
| NTM633-NR               | Mortise Lock w/Pushbutton Keypad - Without Cylinder Override                  | \$1,200.00   |
| NTM638-NR               | Mortise Lock w/Pushbutton Keypad - Without Cylinder Override w/Thumbturn      | \$1,227.00   |
| NTM623-NR               | Mortise Lock w/Capacitive Touchscreen - Cylinder Override                     | \$1,353.00   |
| NTM628-NR               | Mortise Lock w/Capacitive Touchscreen - Cylinder Override w Thumbturn         | \$1,380.00   |
| NTM643-NR               | Mortise Lock w/Capacitive Touchscreen - Without Cylinder Override             | \$1,234.00   |
| NTM648-NR               | Mortise Lock w/Capacitive Touchscreen - Without Cylinder Override w/Thumbturn | \$1,261.00   |

| MODEL #         | PRODUCT DESCRIPTION                        | ALL FINISHES |
|-----------------|--|--------------|
| <b>STRIKES:</b> |  |              |
| 2815            | Latchbolt and Deadbolt , Curved Lip (8800) | \$63.00      |
| 2816            | Latchbolt and Deadbolt , Flat Lip (8800)   | \$63.00      |

ASSA ABLOY ACCENTRA® nexTouch® No Radio lock part numbers NTM613, NTM618, NTM623, NTM628, NTM633, NTM638, NTM643, & NTM648 can be upgraded for use with the ACCENTRA Cloud platform by installing the Accentra radio module available to all ASSA ABLOY ACCENTRA® Multi Family Housing Certified Integrators. **These part numbers can NOT be upgraded to and are not warranted for use with a Z-Wave, Zigbee, or other WiFi compatible system.**

## MORTISE MOTORIZED LOCK BODY

| PART NUMBER      | DESCRIPTION          | LIST PRICE |
|------------------|----------------------|------------|
| 50-M600-0100-014 | Lockbody No Deadbolt | \$515.00   |
| 50-M605-0100-014 | Lockbody w/Deadbolt  | \$683.00   |

## FIXED CORE MORTISE CYLINDERS

| MODEL # | PRODUCT DESCRIPTION   |                 | CAMS | ORDERED SEPARATELY |
|---------|---|-----------------|------|--------------------|
| 2153    | Standard Cylinder   | 1" - 1-3/4"     | 2160 | \$119.00           |
| 2123    | Extra Length Cylinder   | 1-7/8" - 3-1/2" | 2160 | \$166.00           |
| 2553*   | Schlage® "C" Keyway Cylinder 6-Pin - 0-bitted or Keyed Random | 1-1/8"          | 2160 | \$119.00           |
|         | 7-Pin Cylinders   | ADD             | --   | \$2.00             |

\*2553 only available in 606, 612, and 626 finishes.

## INTERCHANGEABLE CORE MORTISE CYLINDERS: LFIC

| MODEL #        | PRODUCT DESCRIPTION | LENGTH             | CAM  | ALL FINISHES |
|----------------|---------------------|--------------------|------|--------------|
| <b>MORTISE</b> |                     |                    |      |              |
| 2196           | LFIC Cylinder 6-Pin | 1-1/2", 1-3/4", 2" | 2160 | \$214.00     |
| 2197           | LFIC Cylinder 7-Pin | 1-11/16", 2"       | 2160 | \$216.00     |

## SECURITY CYLINDERS

| MODEL #        | PRODUCT DESCRIPTION     | CAM  | ORDERED SEPARATELY | ORDERED WITH LOCKSET ADD |
|----------------|-------------------------|------|--------------------|--------------------------|
| <b>MORTISE</b> |                         |      |                    |                          |
| 5153           | Security Cylinder 6-Pin | 2160 | \$470.00           | \$351.00                 |
| 5153           | Security Cylinder 7-Pin | 2160 | \$474.00           | \$355.00                 |

## U.L. HIGH SECURITY CYLINDERS



| MODEL #        | PRODUCT DESCRIPTION          | CAM  | ORDERED SEPARATELY | ORDERED WITH LOCKSET ADD |
|----------------|------------------------------|------|--------------------|--------------------------|
| <b>MORTISE</b> |                              |      |                    |                          |
| U5153          | High Security Cylinder 6-Pin | 2160 | \$628.00           | \$509.00                 |
| U5153          | High Security Cylinder 7-Pin | 2160 | \$632.00           | \$513.00                 |

## SECURITY INTERCHANGEABLE CORE MORTISE CYLINDERS

| MODEL #        | PRODUCT DESCRIPTION          | CAM  | ORDERED SEPARATELY | ORDERED WITH LOCKSET ADD |
|----------------|------------------------------|------|--------------------|--------------------------|
| <b>MORTISE</b> |                              |      |                    |                          |
| 5196           | LFIC Security Cylinder 6-Pin | 2160 | \$581.00           | \$462.00                 |
| 5197           | LFIC Security Cylinder 7-Pin | 2160 | \$585.00           | \$466.00                 |

## COMPLETE CYLINDERS: SFIC

Note: A620 include Best® keyway core (A600), specify keyway.

| MODEL #        | PRODUCT DESCRIPTION       | CAM | ALL FINISHES |
|----------------|---------------------------|-----|--------------|
| <b>MORTISE</b> |                           |     |              |
| A620           | SFIC Cylinder 6- or 7-Pin | KC1 | \$203.00     |

## ASSA ABLOY ACCENTRA® KEYMARK® CYLINDERS, CORES AND HOUSINGS

### MORTISE CYLINDERS:

| MODEL # | PRODUCT DESCRIPTION           | LENGTHS                      | 606/626/BSP FINISHES |
|---------|-------------------------------|------------------------------|----------------------|
| K100    | Fixed Core Mortise Cylinder   | 1-1/8", 1-1/4"               | \$139.00             |
| K100    | Fixed Core Mortise Cylinder   | 1-1/2", 1-3/4", 2"           | \$295.00             |
| K620    | SFIC Mortise Cylinder         | 1-1/4", 1-3/8", 1-3/4"       | \$252.00             |
| K630    | SFIC Tapered Mortise Cylinder | 1-1/4", 1-3/8"               | \$256.00             |
| K820    | LFIC Mortise Cylinder         | 1-1/2", 1-11/16", 1-3/4", 2" | \$258.00             |

### MORTISE CORES:

| MODEL # | PRODUCT DESCRIPTION   | ALL FINISHES |
|---------|-----------------------|--------------|
| K600*   | SFIC Core             | \$133.00     |
| K800    | LFIC Core             | \$139.00     |
| K890    | LFIC Core for Schlage | \$139.00     |

\*K600 available in 606 and 626 only.

### MORTISE HOUSINGS:

| MODEL# | PRODUCT DESCRIPTION          | LENGTHS                      | ALL FINISHES |
|--------|------------------------------|------------------------------|--------------|
| K660   | SFIC Mortise Housing         | 1-1/4", 1-3/8", 1-3/4"       | \$119.00     |
| K670   | SFIC Tapered Mortise Housing | 1-1/4", 1-3/8"               | \$123.00     |
| K860   | LFIC Mortise Housing         | 1-1/2", 1-11/16", 1-3/4", 2" | \$119.00     |

**When Ordering:** Specify finish.

Specify ring/collar size when ordering with cylinder.

## CYLINDER COMPONENTS &amp; OPTIONS

## \*CYLINDER COLLARS:

| MODEL # | PRODUCT DESCRIPTION                                     | ALL FINISHES |
|---------|---|--------------|
| KP3     | Wave Washer   | \$6.60       |
| 1765    | .062" - .219"   | \$57.00      |
|         | .250" - .656"   |              |
| 1766    | Tubular Spacer Collar for Mortise and Rim High Security | \$80.00      |
| 1767    | Square Collar for Mortise and Rim                       | \$92.00      |

\*Specify dimension. Cylinder collars not furnished with locksets or other products when ordered less cylinders. When cylinders ordered separately, collar length must be specified.

| MODEL/PART #   | PRODUCT DESCRIPTION                    | LIST PRICE |
|--|--|------------|
| <b>SECTIONAL MORTISE SCAR PLATE KITS (includes 1 o/s plate &amp; 1 i/s plate):</b> |  |            |
| 50-M600-0150-033   | O/S with cylinder - I/S no thumbturn   | \$149.00   |
| 50-M600-0151-033   | O/S no cylinder - I/S no thumbturn     |            |
| 50-M600-0152-033   | O/S with cylinder - I/S with thumbturn |            |
| 50-M600-0153-033   | O/S no cylinder - I/S with thumbturn   |            |

Can be used to cover door preps for SARGENT Profile Series v.G1.5 and Corbin Russwin Access 800 series locksets to enable replacement with nexTouch®.

| MODEL/PART #        | PRODUCT DESCRIPTION                            | LIST PRICE |
|---------------------|--|------------|
| <b>ACCESSORIES:</b> |  |            |
| WH-28               | Remote power and request to enter wire harness | \$112.00   |

## NEXTOUCH® EXIT TRIM

**ACCENTRA®**  
**ASSA ABLOY**

| ANSI/BHMA CODE  | FINISH DESCRIPTION                      | PART DESIGNATION |
|-----------------|---|------------------|
| <b>BRASS:</b>   |   |                  |
| 605             | Bright Brass, Clear Coated              | 003              |
| <b>BRONZE:</b>  |   |                  |
| 613E            | Dark Oxidized Satin Bronze - equivalent | 13E              |
| <b>CHROME:</b>  |   |                  |
| 626             | Satin Chrome Plated                     | 025              |
| <b>PAINTED:</b> |   |                  |
| BSP             | Black Suede Powder Coat                 | BSP              |

| PRODUCT OPTIONS  | DEDUCT   | ADD     |
|--|----------|---------|
| <b>LESS CYLINDER:</b> Specify "x LC"<br>Cylinder rings/collars not furnished with locksets ordered less cylinders.                             | \$119.00 | —       |
| IC Housing ordered with locksets (ICLC)  | —        | \$0.00  |
| <b>7-PIN CYLINDERS:</b> Add to 6-Pin cylinder  | —        | \$2.00  |
| <b>DUST GUARD:</b> Prefix "D" to model number (refer to catalog for available cylinders)   | —        | \$79.00 |
| <b>INTERCHANGEABLE CORE CYLINDERS:</b>   |          |         |
| 2196 - LFIC 6-Pin (Includes MK or GMK)<br>Ordering Example: NTT613-NR x 2196 x LHR x 626   | —        | \$95.00 |
| A620 - SFIC 6-or 7-Pin (Includes MK or GMK)<br>Ordering Example: NTT613-NR x A620 x RHR x 626  | —        | \$84.00 |
| <b>ADVANCED FUNCTIONS:</b>   |          |         |
| Lock ordered with auxiliary Door Position Switch to enable Escape, Return and Privacy function.<br><b>Ordering Example:</b> AU-NTT613-NR x DPS | \$0.00   | \$52.00 |
| <b>TORX® SECURITY HEAD SCREWS:</b> Standard size only (add for each screw)   | —        | \$1.00  |
| Quantity Required: Sectional Trim = 4  | —        | \$4.00  |

**NOTE:** Split finishes are not available for the nexTouch® locks.

## NEXTOUCH® EXIT TRIM

**DESIGNS:**    Augusta-AU    Monroe - MO    Pacific Beach - PB

| MODEL #                 | PRODUCT DESCRIPTION  | ALL FINISHES |
|-------------------------|--|--------------|
| <b>NO RADIO OPTIONS</b> |  |              |
| NTT613-NR               | Exit Rim Trim w/Pushbutton Keypad - Cylinder Override      | \$1,256.00   |
| NTT623-NR               | Exit Rim Trim w/Capacitive Touchscreen - Cylinder Override | \$1,290.00   |

ASSA ABLOY ACCENTRA® nexTouch® No Radio lock part numbers NTT613 & NTT623 can be upgraded for use with the ACCENTRA Cloud platform by installing the ACCENTRA radio module available to all ASSA ABLOY ACCENTRA® Multi Family Housing Certified Integrators.

**These part numbers can NOT be upgraded to and are not warranted for use with a Z-Wave, Zigbee, or other WiFi compatible system.**

## FIXED CORE MORTISE CYLINDERS

**ACCENTRA®**  
**ASSA ABLOY**

| MODEL # | PRODUCT DESCRIPTION   | ALL FINISHES |
|---------|---|--------------|
| 2153    | Standard Cylinder   | \$119.00     |
| 2553*   | Schlage® "C" Keyway Cylinder 6-Pin - 0-bitted or Keyed Random | \$119.00     |
| 7PIN    | 7 Pin Adder   | \$2.00       |

\*2553 only available in 606, 612, and 626 finishes.

## INTERCHANGEABLE CORE MORTISE CYLINDERS: LFIC

| MODEL #        | PRODUCT DESCRIPTION | LENGTH             | CAM  | ALL FINISHES |
|----------------|---------------------|--------------------|------|--------------|
| <b>MORTISE</b> |                     |                    |      |              |
| 2196           | LFIC Cylinder 6-Pin | 1-1/2", 1-3/4", 2" | 2160 | \$214.00     |
| 2197           | LFIC Cylinder 7-Pin | 1-11/16", 2"       | 2160 | \$216.00     |

## SECURITY INTERCHANGEABLE CORE MORTISE CYLINDERS

| MODEL #                   | PRODUCT DESCRIPTION          | CAM  | ORDERED SEPARATELY | ORDERED WITH LOCKSET ADD |
|---------------------------|------------------------------|------|--------------------|--------------------------|
| <b>SECURITY CYLINDERS</b> |                              |      |                    |                          |
| 5153                      | Security Cylinder 6-Pin      | 2160 | \$470.00           | \$351.00                 |
| <b>MORTISE</b>            |                              |      |                    |                          |
| 5196                      | LFIC Security Cylinder 6-Pin | 2160 | \$581.00           | \$462.00                 |
| 5197                      | LFIC Security Cylinder 7-Pin | 2160 | \$585.00           | \$466.00                 |

## COMPLETE CYLINDERS: SFIC

Note: A620 include Best® keyway core (A600), specify keyway.

| MODEL #        | PRODUCT DESCRIPTION       | CAM | ALL FINISHES |
|----------------|---------------------------|-----|--------------|
| <b>MORTISE</b> |                           |     |              |
| A620           | SFIC Cylinder 6- or 7-Pin | KC1 | \$203.00     |

## ASSA ABLOY ACCENTRA® KEYMARK® CYLINDERS, CORES AND HOUSINGS

### MORTISE CYLINDERS:

| MODEL # | PRODUCT DESCRIPTION         | LENGTHS                      | ALL FINISHES |
|---------|-----------------------------|------------------------------|--------------|
| K100    | Fixed Core Mortise Cylinder | 1-1/8", 1-1/4"               | \$139.00     |
| K620    | SFIC Mortise Cylinder       | 1-1/4", 1-3/8", 1-3/4"       | \$252.00     |
| K820    | LFIC Mortise Cylinder       | 1-1/2", 1-11/16", 1-3/4", 2" | \$258.00     |

### MORTISE HOUSINGS:

| MODEL# | PRODUCT DESCRIPTION          | LENGTHS                | ALL FINISHES |
|--------|------------------------------|------------------------|--------------|
| K660   | SFIC Mortise Housing         | 1-1/4", 1-3/8", 1-3/4" | \$119.00     |
| K670   | SFIC Tapered Mortise Housing | 1-1/4", 1-3/8"         | \$123.00     |

**When Ordering:** Specify finish.

Specify ring/collar size when ordering with cylinder.



## CYLINDER COMPONENTS &amp; OPTIONS

**\*CYLINDER COLLARS:**

| MODEL # | PRODUCT DESCRIPTION | ALL FINISHES |
|---------|---------------------|--------------|
| 1765    | .062" - .219"       | \$57.00      |
|         | .250" - .656"       |              |

\*Specify dimension. Cylinder collars not furnished with locksets or other products when ordered less cylinders. When cylinders ordered separately, collar length must be specified.

| MODEL/PART #        | PRODUCT DESCRIPTION                            | LIST PRICE |
|---------------------|--|------------|
| <b>ACCESSORIES:</b> |  |            |
| WH-28               | Remote power and request to enter wire harness | \$112.00   |
| 14-B600-0111-999    | 3-Wire Door Position Sensor                    | \$52.00    |

The ASSA ABLOY Group is the global leader in access solutions.  
Every day, we help billions of people experience a more open world.

ASSA ABLOY Opening Solutions leads the development within door openings and products for access solutions in homes, businesses and institutions. Our offering includes doors, frames, door and window hardware, mechanical and smart locks, access control and service.

**ACCENTRA®**  
**ASSA ABLOY**

### MicroShield®

ASSA ABLOY Group companies offer MicroShield®, an anti-microbial coating for door hardware. MicroShield uses proven silver ion-based technology from Agion®, a leading provider of antimicrobial solutions, to stem the spread of bacteria and other microbes.

MicroShield® is a registered trademark of ASSA ABLOY Access and Egress Hardware Group, Inc.



The Agion antimicrobial is not intended as a substitute for good hygiene. Coated products must still be cleaned to ensure the surfaces will be free of destructive microbes. ASSA ABLOY makes no representations or warranties, express or implied, as to the efficacy of the Agion antimicrobial. A copy of the Agion warranty is available upon request. Agion is a registered trademark of Agion Technologies, Inc., Wakefield, MA, USA.

### PHONE

1-855-557-5078

### CUSTOMER SERVICE EMAIL

[customerservice.accentra@assaabloy.com](mailto:customerservice.accentra@assaabloy.com)

### TECHNICAL PRODUCT SUPPORT EMAIL

[techsupport.accentra@assaabloy.com](mailto:techsupport.accentra@assaabloy.com)

### ORDER ENTRY EMAIL

[orders.accentra@assaabloy.com](mailto:orders.accentra@assaabloy.com)

### FAX

1-800-338-0965

### WEBSITE

[www.accentra-assaabloy.com](http://www.accentra-assaabloy.com)

**U.S.A.:**  
**ASSA ABLOY ACCENTRA®**  
225 Episcopal Road  
Berlin, CT 06037-4004  
Tel: 1-800-438-1951  
Fax: 1-800-338-0965  
[www.accentra-assaabloy.com](http://www.accentra-assaabloy.com)

**Canada:**  
**ASSA ABLOY Door Security Solutions Canada**  
160 Four Valley Drive  
Vaughan, Ontario L4K 4T9  
Tel: 1-800-461-3007  
Fax: 1-800-461-8989  
[assaabloydss.ca](http://assaabloydss.ca)

**International:**  
**ASSA ABLOY Americas International**  
Tel: 1-905-821-7775  
Fax: 1-905-821-1429  
[assaabloyai.com](http://assaabloyai.com)