



MONTANA FORGE

2023 Price Book

April 1, 2023





MONTANA FORGE

Montana Forge, a luxury brand of Copper Creek Hardware, is exquisitely crafted of solid forged brass and solid cast door and bath hardware portfolio that combines highest standard luxury features with the finest finishes available.

Montana Forge's beautifully designed door hardware is one of the most customizable in the industry: allowing for personal expression through a mix and match of any rosette with any knob or lever in any finish. This affordable premium hardware also includes advanced quality elements -- like concealed screws, nickel plated latch bolts, solid-brass cylinders, and short 28-degree latch rotation -- for the utmost in convenience, durability and style, without having to break the bank.

Montana Forge Bath Accessories are paired exactly to the locksets as they share the same rosette design elements and share common components for a perfect match.

Table of Contents

Montana Forge General	4-5
Finishes.....	4
Door Handing.....	4
Warranty Information.....	5
Exterior Hardware	6-15
Handlesets.....	6-7
Interior Trims 2-Piece Sectional & 1-Piece Escutcheons.....	8-9
Handlesets How-To-Order.....	10-11
Deadbolts	12-13
Deadbolt Passage Combinations	14-15
Interior Hardware	16-19
Knobs	16-17
Levers.....	18-19
Bath Hardware	21-23
R1 & R2.....	21
R3 & R4.....	22
R5 & R6.....	23
Replacement Parts & Services	24-30
Replacement Trim & Parts.....	2-25
Deadbolt Rosettes & Miscellaneous Parts.....	26
Keying Services & Cylinders.....	27
Latches	28
Strikes & Thick Door Kits.....	29
Loose Parts Packs	30
How to Order Reference Guide	31



Montana Forge Hardware Finishes & Handing

Montana Forge Finishes



**Black Coated
(BC)**



**French Gold
(FG)**



**Polished Stainless
(PS)**



**Satin Stainless
(SS/SN)**



**Tuscan Bronze
(TB)**

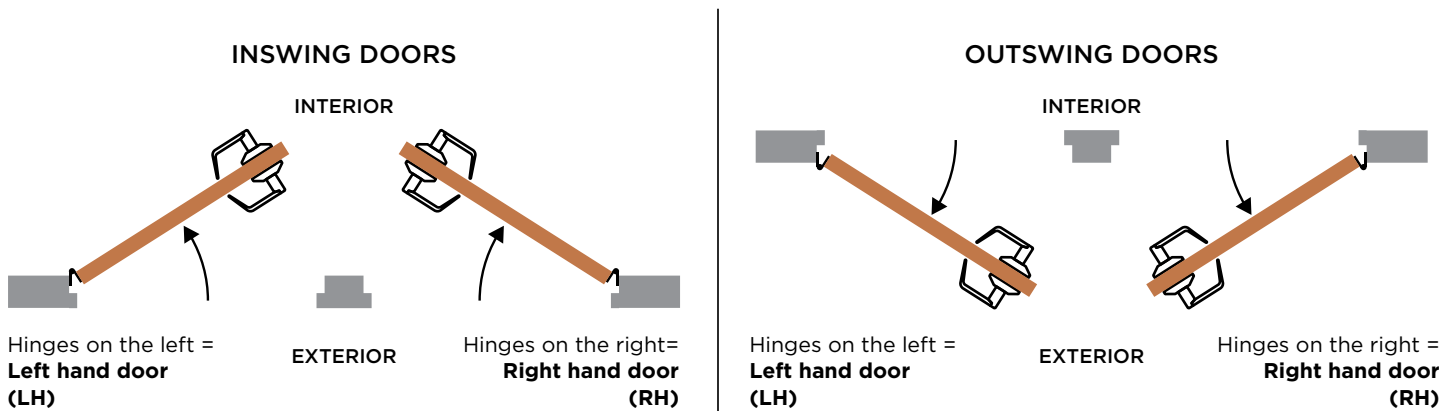
Finish Code	BC	FG	PS *	SS/SN **	TB
US Code	US19	-	US26	US15	US11P
BHMA Code	622	-	625	619	573

* Comparable to bright chrome ** Comparable to satin nickel

Montana Forge Door Handing

The following guidelines must be followed when ordering MT Forge locksets to ensure the proper handing. Note that "handing" is always determined when viewing the product from the outside of the door. Please refer to illustration below for proper handing.

- **Handlesets:** Non-handed designs.
- **Handleset Interior Knob Trims:** Non-handed designs.
- **Handleset Interior Lever Trims:** Handed designs. Specify left or right hand when ordering.
- **Deadbolts:** Non-handed designs.
- **Deadbolt / Knob or Lever Combinations:** Non-handed designs.
- **Knobs:** Non-handed designs.
- **Levers:** Passage, Privacy and Full Dummy function levers are reversible and field handed.
 - Half Dummy function levers are handed. Specify left or right hand when ordering.
- **Bath Accessories:** Non-handed designs.



Note: Handing is always determined from the outside of door. Inswinging vs outswinging has no relevance to handing for door locks

Mechanical Warranty

Montana Forge (MT FORGE) offers a mechanical warranty for all MT FORGE Residential hardware that covers mechanical defects in material and workmanship. The warranty does not cover misuse, abuse, finish defects, damage caused by poor installation or failure to read installation instructions. MT FORGE will not be held liable for any and all indirect or incidental costs, punitive or consequential damages, arising from the sale, abuse, or misuse of MT FORGE locksets. All warranties are for the original purchaser from the date of purchase as long as the original user occupies that residence. MT FORGE Locksets and bath accessories carry a lifetime mechanical warranty to the original purchaser of the locksets or of the home that the locksets are on.

Finish Warranty

MT FORGE offers a finish warranty for all MT FORGE residential hardware that covers finish blemishes and imperfections due to the manufacturing process. The warranty also covers tarnish caused by natural environmental elements if and only if proper maintenance and care instructions are followed (see proper care instructions below). Natural elements include natural sunlight, salt air, and humidity. Warranty replacement may be limited to a "one time replacement" if environmental conditions are considered severe at the discretion of CCI. The warranty does not cover damages from paints, cleaners, chemicals, scratches, abrasions, environmental fallout (pollution) or installation in non-residential buildings and applications. Warranty replacement may be limited to a "one time replacement" if environmental conditions are considered severe (e.g., living within a few miles from the ocean) at the discretion of CCH. All warranties are to the original purchaser from the date of purchase as long as the original user occupies that residence. MT FORGE Locksets and bath hardware carry a ten (10) year finish warranty on Satin Stainless (SS) and Polished Stainless (PS) finishes, and a five (5) year finish warranty on Black (BC), French Gold (FG) and Tuscan Bronze (TB) finishes.

Proper Care & Finish Maintenance

For all exterior applications, once installation of your MT-Forge lockset is complete, take a few minutes and protect your lockset with a quality carnauba car wax following the manufacturers application and buffing instructions. Then once per month or so clean the lockset with a damp cloth. Excessive grime can be removed with a gentle soap but do not under any circumstances use any hard or abrasive chemical cleaners. Failure to follow these instructions will void the finish warranty.

Additional Warranty Terms, Conditions, and Claims

The purchaser of MT-FORGE Hardware agrees to the following additional terms and conditions:

- MT FORGE makes no other warranty, either expressed or implied, other than the above stated Mechanical and Finish warranties.
- MT FORGE's maximum liability is limited to the original purchase price of the hardware.
- MT FORGE is not responsible or liable for changes or alterations to our products by any 3rd party.
- MT FORGE reserves the right to make improvements to the specifications and designs of our products without obligation to incorporate those improvements or changes on previously manufactured products.
- All warranty claims must be made in writing or by telephone directly to MT FORGE from the original purchaser or customer where the locks were first sold to validate the claim.
- Products proven defective in the warranty period should be returned freight prepaid to 25859 Jefferson Avenue, Murrieta, CA 92562. The product will either be repaired, replaced, or the purchase price returned to the original purchaser. Return freight and or cartage costs are the responsibility of the original purchaser.

Montana Forge Brass Handlesets



Mediterranean



H1

H2

Craftsman



H5

H6

Traditional



H10

H11

Contemporary



H14

H15

NEW



H14B

NEW



H15B

NEW



H16

NEW



H18

Specification

Material	Solid forged brass		
Latches	Latches are part of the handleset interior trim assembly.		
Strikes	Strikes are part of the handleset interior trim assembly.		
Cylinder	Standard: Kwikset, KW1 5-pin	Optional: Schlage C 5-Pin	
Door Prep	Edge Bore: 1" Latch Mortise: 1" x 2-1/4"	Cross Bores: 2-1/8" Backset: 2-3/8" or 2-3/4"	Hole Spacing: 5-1/2"
Door Thickness	Minimum: 1-3/4" - Maximum: 2" Optional: Thick door kit, available upon request for non-electronic handleset, Maximum thickness: 2-1/4". \$10.00 adder to list price.		
UL Listed	Meets UL 20 minute rating with UL latch, \$14.50 adder to list price (includes 2 UL latches).		
Handing	Non-handed design.		
***Note	Handlesets are sold as a single unit composing of exterior trim only. Interior trim assemblies must be purchased separately.		

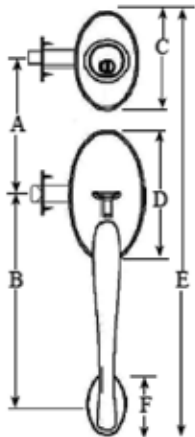
Montana Forge Brass Handlesets

Note: All Montana Forge Handlesets will accommodate any Copper Creek interior trim assembly.

List Price

SKU	FUNCTION	AB	AN	BC	FG	PS	SS	TB	Case Dimensions	
H1-4610	ACTIVE	-	-	195.50	-	195.50	195.50	195.50	Qty: 4	L: 20 W: 9.3 H: 4
H1-4690	DUMMY	-	-	195.50	-	195.50	195.50	195.50	Lbs: 20	
H2-4610	ACTIVE	-	-	215.50	215.50	215.50	215.50	215.50	Qty: 4	L: 20 W: 9.3 H: 4
H2-4690	DUMMY	-	-	215.50	215.50	215.50	215.50	215.50	Lbs: 20	
H5-4610	ACTIVE	-	-	195.50	-	195.50	195.50	195.50	Qty: 4	L: 20 W: 9.3 H: 4
H5-4690	DUMMY	-	-	195.50	-	195.50	195.50	195.50	Lbs: 20	
H6-4610	ACTIVE	-	-	233.50	233.50	233.50	233.50	233.50	Qty: 4	L: 20 W: 9.3 H: 4
H6-4690	DUMMY	-	-	233.50	233.50	233.50	233.50	233.50	Lbs: 20	
H10-4610	ACTIVE	-	-	224.50	224.50	224.50	224.50	224.50	Qty: 4	L: 20 W: 9.3 H: 4
H10-4690	DUMMY	-	-	224.50	224.50	224.50	224.50	224.50	Lbs: 20	
H11-4610	ACTIVE	-	-	255.50	-	255.50	255.50	255.50	Qty: 4	L: 20 W: 9.3 H: 4
H11-4690	DUMMY	-	-	255.50	-	255.50	255.50	255.50	Lbs: 20	
H14-4610	ACTIVE	-	-	245.50	245.50	245.50	245.50	245.50	Qty: 4	L: 20 W: 9.3 H: 4
H14-4690	DUMMY	-	-	245.50	245.50	245.50	245.50	245.50	Lbs: 20	
H14B-4610	ACTIVE	-	-	<small>NEW</small> 245.50	<small>NEW</small> 245.50	<small>NEW</small> 245.50	<small>NEW</small> 245.50	<small>NEW</small> 245.50	Qty: 4	L: 20 W: 9.3 H: 4
H14B-4690	DUMMY	-	-	<small>NEW</small> 245.50	<small>NEW</small> 245.50	<small>NEW</small> 245.50	<small>NEW</small> 245.50	<small>NEW</small> 245.50	Lbs: 20	
H15-4610	ACTIVE	-	-	269.00	-	269.00	269.00	269.00	Qty: 4	L: 20 W: 9.3 H: 4
H15-4690	DUMMY	-	-	269.00	-	269.00	269.00	269.00	Lbs: 20	
H15B-4610	ACTIVE	-	-	<small>NEW</small> 269.00	-	<small>NEW</small> 269.00	<small>NEW</small> 269.00	<small>NEW</small> 269.00	Qty: 4	L: 20 W: 9.3 H: 4
H15B-4690	DUMMY	-	-	<small>NEW</small> 269.00	-	<small>NEW</small> 269.00	<small>NEW</small> 269.00	<small>NEW</small> 269.00	Lbs: 20	
H16-4610	ACTIVE	-	-	<small>NEW</small> 195.00	<small>NEW</small> 195.00	<small>NEW</small> 195.00	<small>NEW</small> 195.00	<small>NEW</small> 195.00	Qty: 4	L: 20 W: 9.3 H: 4
H16-4690	DUMMY	-	-	<small>NEW</small> 195.00	<small>NEW</small> 195.00	<small>NEW</small> 195.00	<small>NEW</small> 195.00	<small>NEW</small> 195.00	Lbs: 20	
H18-4610	ACTIVE	-	-	<small>NEW</small> 269.00	-	<small>NEW</small> 269.00	<small>NEW</small> 269.00	<small>NEW</small> 269.00	Qty: 4	L: 20 W: 9.3 H: 4
H18-4690	DUMMY	-	-	<small>NEW</small> 269.00	-	<small>NEW</small> 269.00	<small>NEW</small> 269.00	<small>NEW</small> 269.00	Lbs: 20	

Product Dimensions



	H1	H2	H5	H6	H10	H11	H14/H14B	H15/H15B	H16	H18
A	5-1/2									
B	7-13/16									
C	H: 3-1/2 W: 2-1/2	-	H: 3 W: 2-1/2	-	-	-	-	-	H: 2-1/2 W: 2-1/2	-
D	H: 4-3/8 W: 2-7/8	H: 10-1/2 W: 3	H: 3-3/4 W: 2-1/2	H: 9-7/8 W: 2-1/2	H: 10-5/8 W: 3-1/8	-	H: 9-7/8 W: 2-1/2	-	H: 3-1/8 W: 2-1/2	-
E	H: 16-1/2	H: 17-3/4	H: 16	H: 17-1/4	H: 17-1/4	H: 19-1/2 W: 3-1/8	H: 16-5/8	H: 18 W: 2-1/2	H: 15-1/2	H: 18 W: 2-1/2
F	H: 3 W: 1-5/8	H: 4-1/2 W: 2-1/4	H: 2-1/4 W: 1-5/8	H: 3-5/8 W: 2-1/2	H: 3-3/16 W: 2-3/8	-	H: 2-1/2 W: 2-1/2	-	H: 1-15/16 W: 1-15/16	-

Above prices are for the exterior handleset only. Interior knob and lever options are sold separately.

Montana Forge Interior Trims

2-Piece Sectional Interior Trims

Default turnpiece shown.



Shown with K2.



R1

R2

R3

R4

R5

R6

1-Piece Escutcheon Interior Trims

Default turnpiece shown.

Shown with K2.



R1

R2


R3

R5

R6

Lever Interior Trims

Choose from any one of the 7 lever styles shown below.



Knob Interior Trims

Choose from any one of the 5 knob styles shown below.



2-PIECE SECTIONAL HANDLESET INTERIOR TRIM LIST PRICE					
Handle		Rose	Function	Handing	Available Finishes: BC, FG, PS, SS, TB
Lever	L1 - L7	R1, R2, R3, R4, R5, R6	4810	Specify: Left or Right	\$121.50
Knob	K1 - K5	R1, R2, R3, R4, R5, R6	4810	Non-handed	

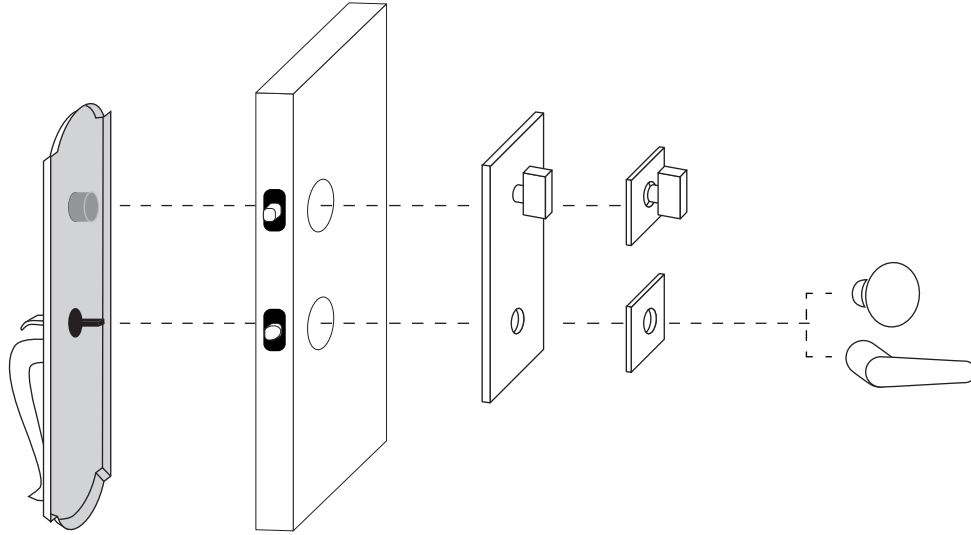
1-PIECE ESCUTCHEON HANDLESET INTERIOR TRIM LIST PRICE					
Handle		Rose	Function	Handing	Available Finishes: BC, FG, PS, SS, TB
Lever	L1 - L7	R1, R2, R3, R5, R6	4910	Specify: Left or Right	\$145.50
Knob	K1 - K5	R1, R2, R3, R5, R6	4910	Non-handed	

How To Order A Handleset & Interior

1 Select an exterior Handleset

2 Select an interior plate
1-piece Full Plate or 2-piece Rosettes

3 Select a lever or knob



4 If using a lever select the handing
Right or left swing door

5 Select a finish

1

Select a sectional, half escutcheon, or full escutcheon entrance handleset

All handlesets are Active with function code **4610** unless specified as Dummy with function code **4690**.



2

Select a 1-Piece Full Plate or a 2-Piece Rosette interior

1-piece escutcheon trims (4910 function code) / 2-piece sectional interior trim option (4810 function code)

1-Piece Escutcheon Interior Trim

Examples Shown with K2 Knob



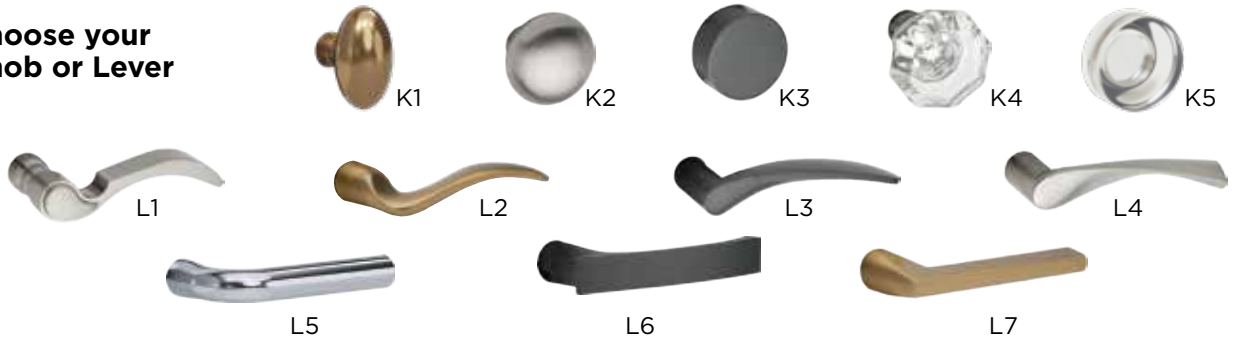
2-Piece Sectional Interior Trim

Examples Shown with K2 Knob



3

Choose your Knob or Lever

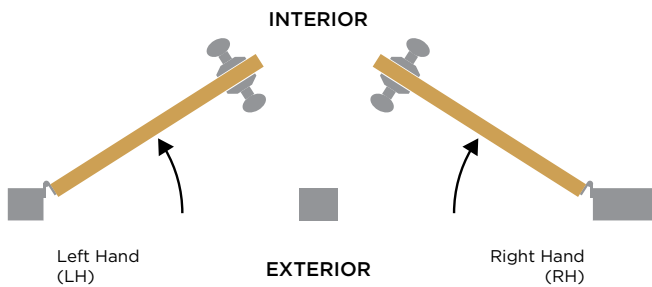


4

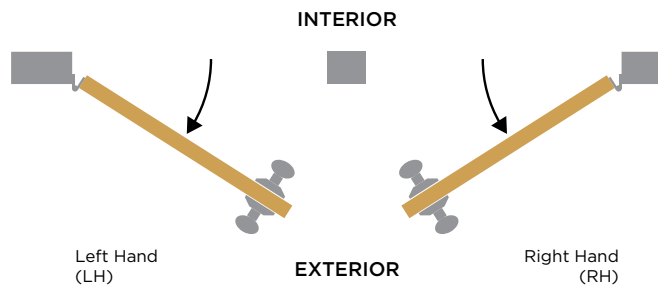
Handing Instructions

Standing OUTSIDE the private area, regardless of whether the door swings towards you or away from you, if the Hinges are on the left, order a Left Hand (LH) interior trim. Likewise, if the Hinges are on the right, order a Right Hand (RH) interior trim.

INSWING DOORS



OUTSWING DOORS



5

Choose your Finish

Select your finish
(Handleset finish chart on page 4)




Note: Specify latch and strike options if non-standard. Our standard latch is RCL (round corner latch) with a 2-3/8" backset. Specify door thickness if other than standard thickness of 1-3/4" to 1-7/8".

Montana Forge Deadbolts



MONTANA FORGE DEADBOLT SPECIFICATIONS

Latches	Round corner (RCL) adjustable latches standard. Square corner (SCL) or drive in (RFL) optional. All latches adjustable between 2-3/8" or 2-3/4" backset.
Strikes	2-3/4" x 1-1/8" round corner (RCS) with security backer plate standard. Others available.
Cylinders	Solid brass, 5 pin KW1 standard. Schlage "C" optional.
Door Prep	1" edge bore, 1"x 2-1/4" latch mortise standard. 1" edge bore for RFL. 2-1/8" cross bore either 2-3/8" or 2-3/4" backset.
Door Thickness	Standard thickness range is 1-3/4" to 2". Maximum door thickness 2-7/8". Door thickness must be specified when ordering. Locksets will be configured for correct thickness if non-standard. NOTE: For 1-3/8" interior doors a trim ring kit is required: Part # PM-LPP34 (must specify finish).
ADA 	ADA compliant.
Finishes	BC - Black FG - French Gold PS - Polished Stainless SS - Satin Stainless TB - Tuscan Bronze

Montana Forge Deadbolts



D1



D2



D3



D4



D5

NEW



D6

MONTANA FORGE DEADBOLTS

Deadbolt	Function	Description	Available Finishes: BC, FG, PS, SS, TB
D1	4410	Single cylinder	\$74.00
	4420	Double cylinder	\$90.00
D2	4410	Single cylinder	\$80.00
	4420	Double cylinder	\$96.00
D3	4410	Single cylinder	\$84.00
	4420	Double cylinder	\$101.50
D4	4410	Single cylinder	\$80.00
	4420	Double cylinder	\$96.00
D5	4410	Single cylinder	\$84.00
	4420	Double cylinder	\$101.50
D6	4410	Single cylinder	\$84.00
	4420	Double cylinder	\$101.50

Montana Forge Deadbolt Passage Combinations

All shown with K2 Knob



DR1



DR2



DR3



DR5



DR6

Montana Forge Deadbolt Passage Combinations

Passage Levers for Deadbolt Combinations

Choose from any one of the 7 lever styles shown below.



Passage Knobs for Deadbolt Combinations

Choose from any one of the 5 knob styles shown below.



DEADBOLT PASSAGE COMBINATION LOCKSETS					
Handle		Deadbolt & Rose	Function	Handing	Available Finishes: BC, FG, PS, SS, TB
Lever	L1 - L7	DR1, DR2, DR3, DR5, or DR6	4710	Non-handed	\$232.50
Knob	K1 - K5	DR1, DR2, DR3, DR5, or DR6	4710		

Ordering Montana Forge Deadbolt Passage Combinations

Deadbolt passage combination locksets feature a 1-piece decorative escutcheon on 5-1/2" hole spacing for the interior, paired with a choice of handle and keyed deadbolt on the exterior. The knobs and levers are passage function only.

1. Choose any knob or lever shown to match the rosette and deadbolt styles shown on pages 14-15.
2. For doors thicker than 1-3/4" see pages 29 for thick door kit information.
3. Select your rosette style (DR1 - DR5).
4. When ordering specify handle, deadbolt/rose style, function, and finish.
E.g. L1-DR1-4710-SS = Lever style 1, rose style DR1, deadbolt/passage combo, satin stainless finish.

***Note: Round corner latches are standard. Square corners latches or drive-in latches are optional at no upcharge.



MONTANA FORGE KNOB SPECIFICATIONS

Latches	Non-adjustable, 2-3/8" backset, round corner faceplate (RCL) standard. Specify for 2-3/4" backset and square corner (SCL) or drive-in (RFL) no upcharge.
Strikes	Full lip round corner (RCS) standard. Extended full lip and heavy duty available.
Door Prep	1" edge bore, 1"x 2-1/4" latch mortise std. 1" edge bore for RFL. 2-1/8" cross bore either 2-3/8" or 2-3/4" backset.
Door Thickness	Standard thickness range is 1-3/8" to 1-3/4". Maximum door thickness 2-7/8". Door thickness must be specified when ordering. Knob sets will be configured for correct thickness if non-standard.
Handing	All Montana Forge knob sets are non-handed.
Finishes	BC - Black FG - French Gold PS - Polished Stainless SS - Satin Stainless TB - Tuscan Bronze

Match any of the 5 knob styles with any of the 6 rosette styles below.



MONTANA FORGE KNOB SET LIST PRICE					
Handle		Rose	Function	Description	Available Finishes: BC, FG, PS, SS, TB
Knob	K1, K2 or K3	R1 - R6	4020	Passage	\$114.50
			4031	Privacy	\$114.50
			4095	Full Dummy	\$109.00
			4090	Half Dummy	\$54.50
Knob	K4, K5	R1 - R6	4020	Passage	\$134.50
			4031	Privacy	\$134.50
			4095	Full Dummy	\$127.50
			4090	Half Dummy	\$64.50

Ordering Montana Forge Knob Sets

1. Select your knob style (K1 - K5).
2. Select your rosette style (R1 - R6).
3. Determine function (passage, privacy, full dummy, or half dummy).
4. Select finish (BC-black, FG-french gold, PS-polished stainless, SS-satin stainless, TB-tuscan bronze).
5. Select latch and backset. Default is RCL (round corner 2-3/8" backset) unless specified. SCL or RFL and 2-3/4" backset available. (See specifications for full options and door preparation)
6. Specify door thickness if other than standard thickness range 1-3/8" to 1-3/4". Maximum door thickness 2-7/8". Locksets will be configured for correct thickness if non-standard (\$5.20 list adder).
7. Concealed fasteners are standard with all Montana Forge knob sets.
8. Example shown above: K4-R1-4020-SS.



K4 with R1

***Note: Round corner latches are standard. Square corners latches or drive-in latches are optional at no upcharge.


Montana Forge Levers



MONTANA FORGE LEVER SPECIFICATIONS

Latches	Non-adjustable, 2-3/8" backset, round corner faceplate (RCL) standard. Specify for 2-3/4" backset and square corner (SCL) or drive-in (RFL) no upcharge.
Strikes	Full lip round corner (RCS) standard. Extended full lip and heavy duty available.
Door Prep	1" edge bore, 1"x 2-1/4" latch mortise std. 1" edge bore for RFL. 2-1/8" cross bore either 2-3/8" or 2-3/4" backset.
Door Thickness	Standard thickness range is 1-3/8" to 1-3/4". Maximum door thickness 2-7/8". Door thickness must be specified when ordering. Lever sets will be configured for correct thickness if non-standard.
Handing	All Montana Forge lever sets are reversible except for half dummy function. Specify left or right hand when ordering half dummy lever sets.
Finishes	BC - Black FG - French Gold PS - Polished Stainless SS - Satin Stainless TB - Tuscan Bronze

Match any of the 7 lever styles with any of the 6 rosette styles below.



MONTANA FORGE KNOB SET LIST PRICE						
Handle	Rose	Function	Description	Handing	Available Finishes: BC, FG, PS, SS, TB	
Lever	L1 - L7	R1 - R6	4220	Passage	Reversible	\$114.50
			4231	Privacy		\$114.50
			4295	Full Dummy		\$109.00
			4290	Half Dummy	Specify	\$54.50

Ordering Montana Forge Lever Sets

1. Select your lever style (L1 - L7).
2. Select your rosette style (R1 - R6).
3. Determine function (passage, privacy, full dummy, or half dummy).
4. Determine handing if selecting half dummy function.
5. Select finish (BC - black, FG - french gold, PS - polished stainless, SS - satin stainless, TB - tuscan bronze).
6. Select latch and backset. Default is RCL (round corner 2-3/8" backset) unless specified. SCL or RFL and 2-3/4" backset available. . Note: RCL and SCL are 28 degree rotation latches. RFL is 45 degree rotation.
7. Specify door thickness if other than standard thickness range 1-3/8" to 1-3/4". Maximum door thickness 2-7/8". Lever sets will be configured for correct thickness if non-standard.
8. Concealed fasteners are standard with all Montana Forge lever sets.
9. Example shown above: L7-R2-4020-SS.



L7 with R2

***Note: Round corner latches are standard. Square corners latches or drive-in latches are optional at no upcharge.









Montana Forge Bath Accessories







Ordering Montana Forge Bath Accessories

- Montana Forge Bath Accessories are categorized by series and ordered by the rosette design (as designated by R1, R2, R3, R4, R5, or R6).
- All bath accessories come complete with mounting plate and fasteners for mounting into wall studs or drywall.
- Tools required are an Allen Key (included) and a Phillips screwdriver (not included).
- All bath accessories are individually packaged. Minimum order quantity is one (1).
- Finishes: BC - Black, FG - French Gold, PS - Polished Stainless, SS - Satin Stainless, TB - Tuscan Bronze

Montana Forge Bath Accessories

R1 Rosette Style	Item	SKU	Finish	List Price
	Single Towel Bar - 18"	BTH-TBAR18-R1	BC, FG, PS, SS, TB	\$77.00
	Single Towel Bar - 24"	BTH-TBAR24-R1	BC, FG, PS, SS, TB	\$80.00
	6-3/4" Towel Ring	BTH-TRING-R1	BC, FG, PS, SS, TB	\$54.00
	Double Robe Hook	BTH-ROBE-R1	BC, FG, PS, SS, TB	\$34.00
	Euro Tissue Holder	BTH-TISSUE-R1	BC, FG, PS, SS, TB	\$50.00
R2 Rosette Style	Item	SKU	Finish	List Price
	Single Towel Bar - 18"	BTH-TBAR18-R2	BC, FG, PS, SS, TB	\$77.00
	Single Towel Bar - 24"	BTH-TBAR24-R2	BC, FG, PS, SS, TB	\$80.00
	6-3/4" Towel Ring	BTH-TRING-R2	BC, FG, PS, SS, TB	\$54.00
	Double Robe Hook	BTH-ROBE-R2	BC, FG, PS, SS, TB	\$34.00
	Euro Tissue Holder	BTH-TISSUE-R2	BC, FG, PS, SS, TB	\$50.00

Montana Forge Bath Accessories

R3 Rosette Style	Item	SKU	Finish	List Price
	Single Towel Bar - 18"	BTH-TBAR18-R3	BC, FG, PS, SS, TB	\$77.00
	Single Towel Bar - 24"	BTH-TBAR24-R3	BC, FG, PS, SS, TB	\$80.00
	6-3/4" Towel Ring	BTH-TRING-R3	BC, FG, PS, SS, TB	\$54.00
	Double Robe Hook	BTH-ROBE-R3	BC, FG, PS, SS, TB	\$34.00
	Euro Tissue Holder	BTH-TISSUE-R3	BC, FG, PS, SS, TB	\$50.00

R4 Rosette Style	Item	SKU	Finish	List Price
	Single Towel Bar - 18"	BTH-TBAR18-R4	BC, FG, PS, SS, TB	\$77.00
	Single Towel Bar - 24"	BTH-TBAR24-R4	BC, FG, PS, SS, TB	\$80.00
	6-3/4" Towel Ring	BTH-TRING-R4	BC, FG, PS, SS, TB	\$54.00
	Double Robe Hook	BTH-ROBE-R4	BC, FG, PS, SS, TB	\$34.00
	Euro Tissue Holder	BTH-TISSUE-R4	BC, FG, PS, SS, TB	\$50.00

Montana Forge Bath Accessories

R5 Rosette Style	Item	SKU	Finish	List Price
	Single Towel Bar - 18"	BTH-TBAR18-R5	BC, FG, PS, SS, TB	\$77.00
	Single Towel Bar - 24"	BTH-TBAR24-R5	BC, FG, PS, SS, TB	\$80.00
	6-3/4" Towel Ring	BTH-TRING-R5	BC, FG, PS, SS, TB	\$54.00
	Double Robe Hook	BTH-ROBE-R5	BC, FG, PS, SS, TB	\$34.00
	Euro Tissue Holder	BTH-TISSUE-R5	BC, FG, PS, SS, TB	\$50.00

R6 Rosette Style	Item	SKU	Finish	List Price
	Single Towel Bar - 18"	BTH-TBAR18-R6	BC, FG, PS, SS, TB	\$77.00
	Single Towel Bar - 24"	BTH-TBAR24-R6	BC, FG, PS, SS, TB	\$80.00
	6-3/4" Towel Ring	BTH-TRING-R6	BC, FG, PS, SS, TB	\$54.00
	Double Robe Hook	BTH-ROBE-R6	BC, FG, PS, SS, TB	\$34.00
	Euro Tissue Holder	BTH-TISSUE-R6	BC, FG, PS, SS, TB	\$50.00

Montana Forge Replacement & Trim Parts

1-Piece Eesutcheon Trim Plates














Shown with K2 & turn-piece (sold separately).

						
PM-E1ESC	PM-E2ESC	PM-E3ESC	PM-E5ESC	PM-E6ESC	PM-LPP10-K	PM-COMBOPLT-K
BC, FG, PS, SS, TB	BC, FG, PS, SS, TB	BC, FG, PS, SS, TB	BC, FG, PS, SS, TB	BC, FG, PS, SS, TB	PM-LPP10-L	PM-COMBOPLT-L
1-piece interior escutcheon trim plate.	1-piece interior escutcheon trim plate.	1-piece interior escutcheon trim plate.	1-piece interior escutcheon trim plate.	1-piece interior escutcheon trim plate.	1-Piece escutcheon handleset trim mounting plate. Includes fasteners	1-Piece escutcheon Deadbolt Passage Combo mounting plate. Includes fasteners.
\$38.00	\$38.00	\$39.00	\$39.00	\$39.00	\$17.00	\$17.00

Knob & Lever Rosettes





					
PM-R1PASS (Passage) PM-R1PRIV (Privacy)	PM-R2PASS (Passage) PM-R2PRIV (Privacy)	PM-R3PASS (Passage) PM-R3PRIV (Privacy)	PM-R4PASS (Passage) PM-R4PRIV (Privacy)	PM-R5PASS (Passage) PM-R5PRIV (Privacy)	PM-R6PASS (Passage) PM-R6PRIV (Privacy)
BC, FG, PS, SS, TB	BC, FG, PS, SS, TB	BC, FG, PS, SS, TB	BC, FG, PS, SS, TB	BC, FG, PS, SS, TB	BC, FG, PS, SS, TB

Montana Forge Replacement & Trim Parts


	SKU	Description	Finish	List
	PM-LPP03	Knob or lever chassis, must specify knob or lever.	-	\$17.00
	PM-L1 Specify Handing	Lever #1, specify handing. Note: Must specify 1 each of both left and right if ordering for full passage, privacy or full dummy set.	BC, FG, PS, SS, TB	\$18.50
	PM-L2 Specify Handing	Lever #2, specify handing.	BC, FG, PS, SS, TB	\$18.50
	PM-L3 Specify Handing	Lever #3, specify handing.	BC, FG, PS, SS, TB	\$18.50
	PM-L4 Specify Handing	Lever #4, specify handing.	BC, FG, PS, SS, TB	\$18.50
	PM-L5 Specify Handing	Lever #5, specify handing.	BC, FG, PS, SS, TB	\$18.50
	PM-L6 Specify Handing	Lever #6, specify handing.	BC, FG, PS, SS, TB	\$18.50
	PM-L7 Specify Handing	Lever #7, specify handing.	BC, FG, PS, SS, TB	\$18.50
	PM-K1	Knob #1, non-handed design.	BC, FG, PS, SS, TB	\$18.50
	PM-K2	Knob #2, non-handed design.	BC, FG, PS, SS, TB	\$18.50
	PM-K3	Knob #3, non-handed design.	BC, FG, PS, SS, TB	\$18.50
	PM-K4	Knob #4, non-handed design.	BC, FG, PS, SS, TB	\$25.50
	PM-K5	Knob #5, non-handed design.	BC, FG, PS, SS, TB	\$25.50

Montana Forge Replacement & Trim Parts

					
PM-D1ROSE	PM-D2ROSE	PM-D3ROSE	PM-D4ROSE	PM-D5ROSE	PM-D6ROSE
BC, FG, PS, SS, TB	BC, FG, PS, SS, TB	BC, FG, PS, SS, TB	BC, FG, PS, SS, TB	BC, FG, PS, SS, TB	BC, FG, PS, SS, TB
Note: Turnpiece not included and sold separately.					
\$10.00	\$15.00	\$12.50	\$10.00	\$12.50	\$12.50

	SKU	Description	Finish	List
	PM-DBTP-COL	Mediterranean style deadbolt turn-piece.	BC, FG, PS, SS, TB	\$7.00
	PM-DBTP-CONT	Contemporary style deadbolt turn-piece.	BC, FG, PS, SS, TB	\$7.00
	PM-LPP07K PM-LPP07L	Sectional handleset mounting plates & assembly screws (includes mounting plate for knob or lever and deadbolt). *** Must specify knob or lever when ordering.	-	\$17.00
	PC-PCRT	Deadbolt plug cap removal tool.	-	\$4.50

Temp Locks

	SKU	Description	Qty	List
	PC-TLUNIV	Kwikset Temporary Lock	20	\$11.00
	PC-TEMPLOCK-C	Schlage Temporary Lock	20	\$11.00
<ul style="list-style-type: none"> • Configured with round corner latch & full lip strike. • Keyed to accept any combination of 6 & 7 cut keys. 				

Montana Forge Keying Services & Accessories

Cylinder Keying Services	SKU	List Price
Keyed Alike (KA)	PM-KA001	\$3.00/cylinder
Builder Keying (BK)	PM-BK001	\$6.00/cylinder
Master Keying (MK)	PM-MK001	\$6.00/cylinder
Builder-Master Keying (BMK)	PM-BMK001	\$8.00/cylinder
Grand-Master Keying (GMK)	PM-GMK-001	\$8.00/cylinder
Maison Keying (MAIS)	PM-MAIS	\$9.00/cylinder

Keying Definitions

Keyed Alike: Locksets that are keyed to an ordered specified bitting number or keyed in groups. Order by specifying key bitting number or KA next to locksets you wish keyed alike.



Builder Keying: Facilitates keying alike to specified builder key used during the construction phase of the project. A permanent change key is also provided with the lockset. Once the change key is inserted and turned, using the lost ball system, the builder key is no longer usable. Order by specifying BK and any specific BK# next to the lockset.


Master Keying: Facilitates keying multiple locksets that may be keyed alike or keyed different that can all be opened by one "Master Key". Order by specifying MK and any specific MK# next to locksets.

Builder Master Keying: Combining a builder key into a master keyed system. Order by specifying BMK and any specific BK# and MK# next to the lockset.


Grand-Master Keying: Two or more separate master key systems that are both opened by a Grand Master Key. Order by specifying GMK and any MK# and GMK# next to lockset.

Maison Keying: Facilitates multiple change keys to operate one lockset. Order by specifying "Mais" next to lockset.

Cylinder	Replacement Cylinder	SKU	Keyway	Finish	List
	Deadbolt/Handleset Single Cylinder	PM-CYL-HS	KW1 (std)	BC, FG, PS, SS, TB	\$36.00
	Deadbolt Double Cylinder	PM-DBLCYLKW	KW1 (std)		\$72.00
	Deadbolt/Handleset Single Cylinder	PM-CYL-HS-C	Schlage C		\$36.00
	Deadbolt Double Cylinder	PM-DBLCYLSC	Schlage C		\$72.00
	Cylinder Trim Ring. Adapts Deadbolts for 1-3/8" door thickness. Includes mounting plate.	PM-LPP34	-		\$12.00


Key Blank	Description	SKU	Keyway	Finish	List
	MT Forge Key Blank	PM-KB01	KW1 (std)	Nickel Plated	\$2.50
	MT Forge Key Blank	PM-KB01-C	Schlage C		


Montana Forge Latches

Standard Latch	Description	SKU	Backset	Finish	List
	28 Degree latch 2-3/8" - Passage	PM-LATCH-PL-28RCL8	2-3/8"	BC, FG, PS, SS	\$17.00
	28 Degree latch 2-3/4" - Passage	PM-LATCH-PL-28RCL4	2-3/4"		\$17.00
	28 Degree latch 2-3/8" - Privacy	PM-LATCH-RL- 28RCL8	2-3/8"		\$17.00
	28 Degree latch 2-3/4" - Privacy	PM-LATCH-RL- 28RCL4	2-3/4"		\$17.00


Note: Specify SCL for square corner faceplate.

Note: Specify black (BC) when needing Tuscan Bronze (TB) latches.

Drive-In Latch	Description	SKU	Backset	Finish	List
	45 Degree latch 2-3/8" - Passage	PM-LATCH-PL-28RCL8	2-3/8"	SS	\$21.00
	45 Degree latch 2-3/4" - Passage	PM-LATCH-PL-28RCL4	2-3/4"		\$21.00
	45 Degree latch 2-3/8" - Privacy	PM-LATCH-RL- 28RCL8	2-3/8"		\$21.00
	45 Degree latch 2-3/4" - Privacy	PM-LATCH-RL- 28RCL4	2-3/4"		\$21.00

Handleset Latch	Description	SKU	Faceplate	Finish	List
	45 Degree round corner adjustable latch	PM-LATCH-HS-RCL	RCL	BC, FG, PS, SS	\$11.00
	45 Degree square corner adjustable latch	PM-LATCH-HS-SCL	SCL	BC, FG, PS, SS	\$11.00
	45 Degree drive-in adjustable latch	PM-LATCH-HSRFL	RFL	SS	\$11.00



Note: Specify black (BC) when needing Tuscan Bronze (TB) latches.



Deadbolt Latch	Description	SKU	Faceplate	Finish	List
	Round corner adjustable deadbolt latch	PM-LATCH-HS-RCL	RCL	BC, FG, PS, SS	\$12.50
	Square corner adjustable deadbolt latch	PM-LATCH-HS-SCL	SCL	BC, FG, PS, SS	\$12.50
	Drive-in adjustable deadbolt latch	PM-LATCH-HSRFL	RFL	SS	\$12.50

Note: Specify black (BC) when needing Tuscan Bronze (TB) latches.

Standard Radius Corner Latchbolt Strikes	
	<p>PM-STRIKE-RCLS06 Default round corner 2-1/4" full lip strike. \$7.00 list. Specify BC, FG, PS, or SS</p>
	<p>PM-STRIKE-RCLS06E Optional round corner extended 2-1/4" full lip strike. \$10.50 list. Specify BC, FG, PS, or SS</p>

Optional Square Corner Latchbolt Strikes	
	<p>PM-STRIKE-SCLS06 Optional square corner 2-1/4" full lip strike. \$4.00 list. Specify BC, FG, PS, or SS</p>
	<p>PM-STRIKE-LS12 Optional square corner 2-3/4" T-strike. \$7.00 list. Specify BC, FG, PS, or SS</p>

Standard Deadbolt Strike & Backer Plate	
	<p>PM-STRIKE-DB-RC Default round corner strike faceplate 2-3/4" x 1-1/8". (use with backer plate) Included with deadbolt - \$4.00 list. Specify BC, FG, PS, or SS</p>
	<p>PM-STRIKE-DB-BACKERPLATE 2-3/4" x 1-1/8" Default Reinforcing plate. Included with deadbolt. \$4.00 list.</p>

Optional Deadbolt Strike	
	<p>PM-STRIKE-DB-SC Optional square corner strike faceplate 2-3/4" x 1-1/8" \$4.00 list. Specify BC, FG, PS, or SS</p>
	<p>PM-STRIKE-DB-DS34 Optional high security strike round corner only 3-5/8" x 1-1/4". \$8.00 list. Specify BC, FG, PS, or SS</p>

Note: Specify black (BC) when needing Tuscan Bronze (TB) latches.

Montana Forge Thick Door Kits (1-7/8 - 2-7/8")

SKU	Description	Finish	List
PM-THICKLVR 1-7/8 TO 2-3/8	Thick door kit - Knob & Lever 1-7/8" to 2-3/8" door thickness (47mm to 60mm).	-	\$7.00
PM-THICKLVR 2-3/8 TO 2-7/8	Thick door kit - Knob & Lever 2-3/8" to 2-7/8" door thickness (60mm to 73mm).	-	\$7.00
PM-THICKDB 2-1/16 TO 2-5/16	Thick door kit - Deadbolt 2-1/16" to 2-5/16" door thickness (52mm to 59mm).	-	\$4.00
PM-THICKDB 2-5/16 TO 2-9/16	Thick door kit - Deadbolt 2-5/16" to 2-9/16" door thickness (59mm to 66mm).	-	\$4.00
PM-THICKDB 2-9/16 TO 2-7/8	Thick door kit - Deadbolt 2-9/16" to 2-7/8" door thickness (66mm to 73mm).	-	\$4.00
PM-THICKHS 2-1/16 TO 2-5/16	Thick door kit - Handleset 2-1/16" to 2-5/16" door thickness (52mm to 59mm).	-	\$10.00
PM-THICKHS 2-1/16 TO 2-9/16	Thick door kit - Handleset 2-5/16" to 2-9/16" door thickness (59mm to 66mm).	-	\$10.00
PM-THICKHS 2-9/16 TO 2-7/8	Thick door kit - Handleset 2-9/16" to 2-7/8" door thickness (66mm to 73mm).	-	\$10.00

Montana Forge Loose Parts Packs

SKU	Description	Finish	List
PM-LPP01	Parts pack - round corner strikes, screws, privacy stem and tool for active knobs and levers.	BC, FG, PS, SS	\$7.00
PM-LPP02	Parts pack - Threaded collar assembly for knobs and levers. (includes tightening tool & washer).	SS, BC	\$4.50
PM-LPP03	Parts pack - Active passage and privacy chassis assembly. Specify knob or lever.	-	\$17.00
MP-LPP04	Parts pack - half dummy chassis assembly.	-	\$8.50
PM-LPP05	Parts pack - round corner strikes for handleset interior trims.	BC, FG, PS, SS	\$11.50
PM-LPP06	Parts pack - handleset threaded brass beauty cap, washer and thru-bolt.	BC, FG, PS, SS	\$4.50
PM-LPP07	Parts pack - sectional handleset mounting plates & fasteners assembly. Specify knob or lever.	-	\$17.00
PM-LPP08	Parts pack - Threaded collar assembly for half dummy knobs & levers. Two required for full dummies (includes tightening tool and washer).	BC, SS	\$4.50
PM-LPP09	Parts pack - Threaded collar assembly for 2-piece and 1-piece handleset trims (includes both collared washers, tightening tool, and nylon washer).	BC, SS	\$7.00
PM-LPP10	Parts pack - 1-Piece escutcheon handleset trim mounting plates and fasteners assembly. Specify knob or lever.	-	\$17.00
PM-LPP23	Handleset dummy conversion kit - Standard door thickness 1-3/4" to 2" (44mm to 51mm).	BC, FG, PS, SS	\$15.00
PM-LPP24	Handleset dummy conversion kit - Thick door 2-1/16" to 2-5/16" (52mm to 59mm).	BC, FG, PS, SS	\$17.00
PM-LPP25	Handleset dummy conversion kit - Thick door 2-5/16" to 2-9/16" (59mm to 66mm).	BC, FG, PS, SS	\$17.00
PM-LPP26	Handleset dummy conversion kit - Thick door 2-9/16" to 2-7/8" (66mm to 73mm).	BC, FG, PS, SS	\$18.50
PM-LPP27	Thick door kit - Double cylinder deadbolt 2-1/16" to 2-5/16" door thickness (52mm to 59mm).	BC, FG, SS	\$7.00
PM-LPP28	Thick door kit - Double cylinder deadbolt 2-5/16" to 2-9/16" door thickness (59mm to 66mm).	BC, FG, SS	\$7.00
PM-LPP29	Thick door kit - Double cylinder deadbolt 2-9/16" to 2-7/8" door thickness (66mm to 73mm).	BC, FG, SS	\$7.00
PM-LPP30	Threaded collar (small) for deadbolts plus washer.	BC, SS	\$4.50
PM-LPP34	Cylinder trim ring for installation of deadbolts on 1-3/8" doors.	BC, FG, PS, SS	\$12.00
PM-Spindle01	Standard knob and lever spindle.	-	\$4.50
PM-Spindle02	Standard handleset spindle.	-	\$4.50
PM-Spindle04	Handleset spindle, if using Copper Creek interior trim with Montana Forge handleset.	-	\$4.50

HOW TO ORDER HANDLESETS EXAMPLE

H2	—	4610	—	SS	=	H2-4610-SS
Handleset Style		Handleset Function		Finish		This example illustrates a handleset item code
		Active (4610) Dummy (4690)				

HOW TO ORDER INTERIOR TRIM EXAMPLE

L1	—	R1	—	4810	—	LH	—	SS	=	L1-R1-4810-LH-SS
Knob / Lever Handle Style		Rosette Style		Interior Function		Handing		Finish		This example illustrates a Interior Trim item code
				1-piece (4910) 2-piece (4810)		Right Hand (RH) Left Hand (LH)				

HOW TO ORDER DEADBOLT PASSAGE COMBO EXAMPLE

L3	—	DR1	—	4710	—	SS	=	L3-DR1-4710-SS
Knob / Lever Handle Style		Deadbolt Rosette Style		Function		Finish		This example illustrates a Deadbolt Passage Combo item code
		(DR1 / DR2 DR3 / DR5 / DR6)						

HOW TO ORDER DEABOLTS EXAMPLE

D2	—	4410	—	SS	=	D2-4410-SS
Deadbolt Style		Function		Finish		This example illustrates a Deadbolt item code
		Single Cylinder (4410) Double Cylinder (4420)				

HOW TO ORDER KNOBS EXAMPLE

K4	—	R1	—	4020	—	SS	=	K4-R1-4020-SS
Knob / Lever Handle Style		Rosette Style		Function		Finish		This example illustrates a Knob item code
				Passage (4020) Privacy (4031) Full Dummy (4095) 1/2 Dummy (4090)				

HOW TO ORDER LEVERS EXAMPLE

L7	—	R2	—	4220	—	SS	=	L7-R2-4220-SS
Knob / Lever Handle Style		Rosette Style		Function		Finish		This example illustrates a Lever item code
				Passage (4220) Privacy (4231) Full Dummy (4295) 1/2 Dummy (4290)				



MONTANA FORGE

2023 Price Book

April 1, 2023