

Delivering Security For Every Industry



PRICE LIST

Effective January 7, 2026

DETEX[®]

NOTES

TABLE OF CONTENTS

| | |
|--|----|
| Finish Cross Reference Chart | 7 |
| Order Conditions | 8 |
| Warranties | 9 |
| Minimum Advertising Policy (MAP) | 9 |
| Standards and Certifications | 10 |

Life Safety and Security Door Hardware

ADVANTEX (Superior Heavy Duty Exit Devices)

| | |
|---|----|
| Rim Exit Devices | |
| (10 Series Wide & 40 Series Narrow)..... | 12 |
| Surface Vertical Rod Exit Devices | |
| (20 Series Wide & 50 Series Narrow)..... | 13 |
| Surface Vertical Rod Exit Devices - Top Rod Only | |
| (21 Series Wide & 51 Series Narrow)..... | 14 |
| High Security Surface Vertical Rod (27 Series)..... | 15 |
| Mortise Lock Exit Device (30 Series)..... | 16 |
| Narrow Concealed Vertical Rod Exit Devices | |
| (60 Series & 62 Series) | 17 |
| Narrow Concealed Vertical Rod Exit Devices - Top Rod Only | |
| (61 Series & 63 Series) | 18 |
| Wide Concealed Vertical Rod Exit Devices | |
| (70 Series, 80 Series & 82 Series) | 19 |
| Wide Concealed Vertical Rod Exit Devices - Top Rod Only | |
| (71 Series, 81 Series & 83 Series) | 20 |
| High Security Concealed Vertical Rod (87 Series)..... | 21 |
| Dummy Exit Devices | |
| (00 Series, 05 Series, 01 Series & 04 Series)..... | 22 |
| Electric Unlock Trims | 23 |
| Plates & Pull Trims | 24 |
| Lever Trims..... | 26 |
| FSB Levers..... | 28 |
| Advantex Trim Cross Reference Matrix..... | 30 |
| Advantex Exit Device Cross Reference Matrix..... | 33 |
| Advantex Electrified Options Cross Reference Matrix..... | 34 |
| Electrified Options | 35 |
| Parts & Accessories..... | 42 |

TABLE OF CONTENTS

VALUESERIES® (Premium Economical Exit Devices)

| | |
|--|----|
| Rim Exit Device (V40 Series & V40xNS Series) | 46 |
| Surface Vertical Rod Exit Device (V50 Series & V51 Series)..... | 47 |
| Surface Vertical Rod Exit Device - Top Rod Only (V51 Series & V51xNS Series)..... | 48 |
| Electric Unlock Trim..... | 49 |
| Plates & Pull Trims | 50 |
| Lever Trims..... | 52 |
| Value Series Exit Device Cross Reference Matrix..... | 54 |
| Value Series Trim Cross Reference Matrix..... | 54 |
| Value Series Electrified Options Cross Reference Matrix | 55 |
| Electrified Options | 56 |
| Parts & Accessories | 62 |

PS80 SERIES™

| | |
|---------------------|----|
| Power Supplies..... | 66 |
|---------------------|----|

Series 800

| | |
|--------------------------------------|----|
| Power Supplies..... | 66 |
| Power Supply Logic Controllers | 68 |
| Power Supply Accessories | 69 |

Mullions

| | |
|-----------------|----|
| 90 Series | 70 |
|-----------------|----|

AO19 SERIES® (Low Energy Automatic Door Operators)

| | |
|-----------------------------------|----|
| How to Order | 72 |
| AO19-1 (Single Door)..... | 73 |
| AO19-2 (Pair of Doors)..... | 74 |
| AO19-3 (Double Egress Doors)..... | 75 |
| AO19 Parts/Accessories..... | 77 |

TABLE OF CONTENT

ECL™ (Exit Control Locks)

| | |
|---|----|
| Exit Control Locks (ECL-230D, ECL-600) | 85 |
| Accessories (ECL-230D, ECL-600) | 86 |
| Keepers and Strike Kits | 87 |
| Multi-Point Security (ECL-230DxVRA) | 88 |
| Exit Control Locks (ECL-230X Single Point Lock) | 89 |
| Exit Control Locks (ECL-230X 2-Point Lock) | 90 |
| Exit Control Locks (ECL-230X 3-Point Lock) | 91 |
| Exit Control Locks Trim (ECL-230X) | 92 |
| Hinge Side Bolts (DX1, DX2, DX3) | 92 |
| Exit Control Locks Accessories (ECL-230X) | 93 |

| | |
|---------------------------------|----|
| Cylinders and Accessories | 94 |
| Rim or Mortise Cylinder? | 95 |

EAX® (Exit Alarms)

| | |
|--|-----|
| Exit Alarms - EAX-500 | 96 |
| Exit Alarms - EAX-2500 | 97 |
| Exit Alarms - EAX-3500 | 98 |
| Door Prop Alarms (EAX-300 Series and EAX-411 Series) | 99 |
| Remote Alarms (CS-900 and CS-2900) | 100 |
| Door Switches | 101 |
| Accessories | 102 |
| Power Sources | 103 |

AT-5000 SERIES™















| | |
|--------------------------|-----|
| Tailgate Detection | 104 |
|--------------------------|-----|

TABLE OF CONTENTS (cont'd.)

Miscellaneous

| | |
|---------------------------------------|-----|
| Keyswitches and Covers | 105 |
| Push Buttons | 106 |
| Electric Strikes..... | 106 |
| Relay Kits | 107 |
| Power Transfers/Electric Hinges | 107 |
| Remote Indicating Panels..... | 107 |
| Motion Sensor | 108 |
| Electromagnetic Locks | 108 |
| Horns | 108 |
| | |
| Helpful Links | 109 |

FINISH CROSS REFERENCE CHART

| BHMA | US | Description | BHMA | US | Description |
|---|-----------|---------------------------------------|---|-----------|--------------------------|
|  | 605 US3 | Brass, bright - PVD |  | 628 US28 | Aluminum, satin |
|  | 606 US4 | Brass, satin - PVD |  | 629 US32 | Stainless Steel, bright |
|  | 611 US9 | Bronze, bright - PVD |  | 630 US32D | Stainless Steel, satin |
|  | 612 US10 | Bronze, satin - PVD |  | 689 SP28 | Lacquer-sprayed Aluminum |
|  | 613 US10B | Bronze, oil-rubbed |  | 693 SPBLK | Black, painted |
|  | 625 US26 | Chromium, bright (See Detex trims) |  | 695 SP313 | Dark Bronze, painted |
|  | 626 US26D | Chromium, satin |  | 711 DC35 | Anodized Aluminum, black |

ORDER CONDITIONS

Prices: Prices are subject to change without notice. **No prices are guaranteed;** all shipments will be made at prices prevailing at the time of receipt of order.

Terms: Net 30 days. Past due accounts may be subject to a shipping hold.

Acceptance: We reserve the right to decline an order, in whole or part, when the type or quantity of goods or creditworthiness of the purchaser is not satisfactory.

FOB Shipping Point: Buyer assumes ownership and responsibility for the goods at the seller's shipping location, typically the seller's loading dock or warehouse.

Delivery: All shipments are Ex Works* Factory New Braunfels, Texas. Freight allowance (ground service only) will be based on **individual shipments of \$12,000 or more in product in the contiguous U.S. and Canada (\$20,000 for international orders).** **Fees, taxes, and shipping costs do not count toward freight allowance.**

***Ex Works:** It is the buyer's responsibility to get Detex products from the Detex factory to the buyer's warehouse. The buyer can appoint a shipping and freight-forwarding company to collect goods from the Detex factory and transport them to the buyer's warehouse, including insurance of goods.

Credit Card Payments:

Effective May 1, 2023

A fee of 3% will be applied when using credit cards for payment.

Returned Goods: Materials may be returned for credit within **six (6) months** of purchase with approval from Detex. No goods will be accepted for return unless a **Return Materials Authorization** has been issued. Contact your local representative or factory with requests. **Returns must be unopened and in original packaging.** Credit will be issued at price paid or current price, whichever is lower, less a minimum 30% restocking charge. **Obsolete, discontinued or special products are not returnable.**

Special Order Items: Detex Custom Engineered EasyKits, products made for a specific customer requirement and other specialized one-of-a-kind products are **non-returnable** and **non-cancelable**, and may require a prepayment of 50%. Exit devices can be pre-cut at factory for \$140.

Cancellation & Changes: If orders have been entered for manufacturing, cancellations cannot be accepted without our permission and may be subject to a cancellation charge.

Corrections: We expressly reserve the right to correct clerical, stenographic and other obvious errors at any time.

**TOLL FREE NUMBER FOR PLACING ORDERS DIRECTLY TO
OUR SALES DEPARTMENT**

1-800-729-3839

or e-mail

orders@detex.com

For the name of the representative / sales office in your area,
see Local Sales Offices at www.detex.com



Detex products can expose you to chemicals including Chromium (hexavalent compounds) and Lead, which are known to the State of California to cause cancer and birth defects or other reproductive harm. For more information go to www.detex.com/prop65

WARRANTIES

DETEX LIMITED WARRANTY

The Detex product you have purchased is warranted to be free of defects in material and workmanship when properly applied, installed, used and maintained according to Detex installation instructions and maintenance manual. We will guarantee mechanical and electrical components and repair or replace any part that, upon our examination, proves to be defective under normal use and has failed to properly operate as designed. This does not apply to batteries or damage from leaking batteries.

STANDARD WARRANTY PERIOD: 10 years mechanical, 3 years electrical from date of purchase

EXCEPTIONS TO STANDARD WARRANTY PERIOD:

- 3 years mechanical, 1 year electrical on AO19 Low Energy Operators, EAX Exit Alarms, BE Battery Eliminator, Series 800 Power Supplies and Controllers, DTX Access Control and MS Magnetic Switches
- 3 years mechanical on VRA 2-point vertical rods, 90KR and 90 mullions

This warranty will be honored only upon presentation of proof that the product covered thereby was purchased directly from an authorized Detex Distributor. WE SHALL NOT BE LIABLE FOR ANY DIRECT, INCIDENTAL OR CONSEQUENTIAL LOSS OR DAMAGE ARISING OUT OF THE FAILURE OF THIS DEVICE.

NOT UNDER WARRANTY FOR WEATHERIZED AND NON-WEATHERIZED DOOR HARDWARE PRODUCTS

Specifically excluded and not covered under this warranty are (1) the effects of corrosion, erosion and normal wear and tear, (2) cosmetic damage to exit device finishes, including scratches, dents, chips and other similar damage, unless such damage results from defects in materials and workmanship, and (3) exposure to extreme climate changes or harsh chemicals.

The service life and appearance of finishes of most Detex products can be degraded if the product is used in certain environments that are subject to extreme climate changes or exposure to the presence of harsh chemicals. The conscientious performance of a comprehensive maintenance program on a regular basis will help to maximize the service life and preserve the appearance of the product. Information about recommended maintenance procedures can be found at

www.detex.com/maintenance

For full warranty information, including warranty for finish & weatherized products, see www.detex.com/warranty

Minimum Advertised Price (MAP) Policy

Detex has established a Minimum Advertised Price (MAP) policy for select products within this price book.

The MAP policy currently applies to the following products:

V40 EB
ECL-230D
EAX-500


For more information, visit www.detex.com/map

Look for this symbol 

STANDARDS AND CERTIFICATIONS

| Product | Type | Application | Fire Rated Openings | Certification Listing |  | Windstorm Listing | Mortise Cylinder Required | Limited Warranty |
|---------------------|------------------------------------|---|----------------------------------|--------------------------|---|-------------------|---------------------------|------------------|
| Advantex | | | | | | | | |
| 10 Series | Relatching Lock | Rim Exit | Yes*, 3hr UL Listed | UL Listed panic hardware | 4140-0127:0105 3774-0127:0106 3725-0127:0108 | FBC** | CD, EA, EI, EE, & EE ER | 10/3 years |
| 20 Series | Relatching 2-point Lock | SVR | Yes*, 3hr UL Listed | UL Listed panic hardware | 4140-0127:0105 3774-0127:0106 3725-0127:0108 | FBC** | CD, EA, EE, & EE ER | 10/3 years |
| 21 Series | Relatching Lock | SVR Top Rod Only | Yes*, 3hr UL Listed | UL Listed panic hardware | 4140-0127:0105 3774-0127:0106 3725-0127:0108 | No | CD, EA, EE, & EE ER | 10/3 years |
| 27 Series | Heavy Duty 2-point Relatching Lock | SVR | Yes*, 3hr UL Listed | UL Listed panic hardware | No | FEMA 361*** | CD, EA, EE, & EE ER | 10/3 years |
| 30 Series | Mortise Lock | Mortise Exit Device | Yes*, 3hr UL Listed | UL Listed panic hardware | 4140-0127:0105 3774-0127:0106 3725-0127:0108 | No | CD, EA, EE, & EE ER | 10/3 years |
| 40 Series | Relatching Lock | Narrow Stile Rim Exit Device | Yes*, 3hr UL Listed | UL Listed panic hardware | 4140-0127:0105 3774-0127:0106 3725-0127:0108 | FBC** | CD, EA, EI, EE, & EE ER | 10/3 years |
| 50 Series | Relatching 2-point Lock | Narrow Stile SVR | Yes*, 3hr UL Listed | UL Listed panic hardware | 4140-0127:0105 3774-0127:0106 3725-0127:0108 | FBC** | CD, EA, EE, & EE ER | 10/3 years |
| 51 Series | Relatching Lock | Narrow Stile SVR Top Rod Only | Yes*, 3hr UL Listed | UL Listed panic hardware | 4140-0127:0105 3774-0127:0106 3725-0127:0108 | No | CD, EA, EE, & EE ER | 10/3 years |
| 60 Series | Relatching 2-point Lock | CVR for Aluminum Doors | Yes*, 3hr UL Listed | UL Listed panic hardware | 4140-0127:0110 3774-0127:0106 3725-0127:0108 | No | CD, EA, EE, & EE ER | 10/3 years |
| 61 Series | Relatching Lock | CVR for Aluminum Doors Top Rod Only | Yes*, 3hr UL Listed | UL Listed panic hardware | 4140-0127:0110 3774-0127:0106 3725-0127:0108 | No | CD, EA, EE, & EE ER | 10/3 years |
| 62 Series | Relatching 2-point Lock | CVR for Hollow Metal Doors | Yes*, 3hr UL Listed | UL Listed panic hardware | 4140-0127:0110 3774-0127:0106 3725-0127:0108 | No | CD, EA, EE, & EE ER | 10/3 years |
| 63 Series | Relatching Lock | CVR for Hollow Metal Doors Top Rod Only | Yes*, 3hr UL Listed | UL Listed panic hardware | 4140-0127:0110 3774-0127:0106 3725-0127:0108 | No | CD, EA, EE, & EE ER | 10/3 years |
| 70 Series | Relatching 2-point Lock | CVR for Wood Doors | Yes* 90 Min WH/ ETL Listed | UL Listed panic hardware | 4140-0127:0110 3774-0127:0106 3725-0127:0108 | No | CD, EA, EE, & EE ER | 10/3 years |
| 71 Series | Relatching Lock | CVR for Wood Doors Top Rod Only | Yes* 90 Min WH/ ETL Listed | UL Listed panic hardware | 4140-0127:0110 3774-0127:0106 3725-0127:0108 | No | CD, EA, EE, & EE ER | 10/3 years |
| 80 Series | Relatching 2-point Lock | CVR for Hollow Metal Doors | Yes*, 3hr UL Listed | UL Listed panic hardware | 4140-0127:0110 3774-0127:0106 3725-0127:0108 | No | CD, EA, EE, & EE ER | 10/3 years |
| 81 Series | Relatching Lock | CVR for Hollow Metal Doors Top Rod Only | Yes*, 3hr UL Listed | UL Listed panic hardware | 4140-0127:0110 3774-0127:0106 3725-0127:0108 | No | CD, EA, EE, & EE ER | 10/3 years |
| 82 Series | Relatching 2-point Lock | CVR for Aluminum Doors | Yes*, 3hr UL Listed | UL Listed panic hardware | 4140-0127:0110 3774-0127:0106 3725-0127:0108 | No | CD, EA, EE, & EE ER | 10/3 years |
| 83 Series | Relatching Lock | CVR for Aluminum Doors Top Rod Only | Yes*, 3hr UL Listed | UL Listed panic hardware | 4140-0127:0110 3774-0127:0106 3725-0127:0108 | No | CD, EA, EE, & EE ER | 10/3 years |
| 87 Series | Heavy-Duty 2-point Relatching Lock | CVR | Yes*, 3hr UL Listed | UL Listed panic hardware | No | FEMA 361*** | CD, EA, EE, & EE ER | 10/3 years |
| Value Series | | | | | | | | |
| V40 Series | Relatching Lock | Rim Exit Device | Yes*, 3hr UL Listed | UL Listed panic hardware | 4140-0127:0105 3774-0127:0106 3725-0127:0108 | FBC** | CD, EB(W), EE, & EI | 10/3 years |
| V50 Series | Relatching 2-point Lock | SVR | Yes*, 3hr UL Listed | UL Listed panic hardware | 4140-0127:0105 3774-0127:0106 3725-0127:0108 | FBC** | CD, EB(W), & EE | 10/3 years |
| V51 Series | Relatching Lock | SVR Top Rod Only | Yes*, 3hr UL Listed | UL Listed panic hardware | 4140-0127:0105 3774-0127:0106 3725-0127:0108 | No | CD, EB(W), & EE | 10/3 years |

STANDARDS AND CERTIFICATIONS

| Product | Type | Application | Fire Rated Openings | Certification Listing |  | Windstorm Listing | Cylinder Type Required | Limited Warranty |
|--------------|------------------------------------|--|------------------------------|---------------------------|---|-------------------|------------------------|------------------|
| AO19 Series | Low Energy Automatic Operator | Single, Pairs, and Double Egress Doors | WH Listed Fire Exit Hardware | ETL Listed ANSI 156.19 | N/A | N/A | N/A | 3/1 years |
| 90KR | Keyed Removable Mullion | Pairs of Doors | 3hr WH/ Intertek listed* | UL Listed | N/A | No | Rim | 3 years |
| 90R | Removable Mullions | Pairs of Doors | Contact Factory | UL Listed | N/A | FBC** | N/A | 3 years |
| ECL-230D | Deadbolt Lock | 9V Alarm | No | UL Listed panic hardware | 4140-0127:0102 | No | Rim | 10/3 years |
| ECL-230D-PH | Deadbolt Lock | 9V Alarm | No | UL Listed panic hardware | 4140-0127:0102 | No | Rim | 10/3 years |
| ECL-230X | Deadbolt Lock | 9V Alarm | No | UL Listed panic hardware | 4140-0127:0109 | FBC** | Rim | 10/3 years |
| ECL-230X-TD | 2-Point Deadbolt Lock | 9V Alarm | No | UL Listed panic hardware | 4140-0127:0109 | No | Rim | 10/3 years |
| ECL-230X-TB | SVR Non-Relatching Lock | 9V Alarm | No | UL Listed panic hardware | 4140-0127:0109 | No | Rim | 10/3 years |
| ECL-230X-TDB | 3-Point Deadbolt Lock | 9V Alarm | No | UL Listed panic hardware | 4140-0127:0109 | FBC** | Rim | 10/3 years |
| ECL-600 | Deadbolt & Relatching 2-Point Lock | 9V Alarm | 3hr WH/ETL listed | ETL Listed panic hardware | N/A | No | Rim | 10/3 years |
| VRA-143 | 2-Point Vertical Rod Deadbolt Lock | N/A | No | UL Listed exit lock | N/A | No | N/A | 3 years |
| EAX-300 | Door Prop Alarm | 9V Alarm | Yes§ | ANSI 156.29 Listed | N/A | ¶ | Mortise | 3/1 years |
| EAX-500 | Door Mount Alarm | 9V Alarm | Yes§ | ANSI 156.29 Listed | N/A | ¶ | Mortise | 3/1 years |
| EAX-2500 | Wall Mount Door Alarm | 12-24VAC Alarm | ¶ | ANSI 156.29 Listed | N/A | N/A | Mortise | 3/1 years |
| EAX-3500 | Timed Bypass Exit Alarm | 24VAC / VDC Alarm | ¶ | N/A | N/A | N/A | Mortise | 3/1 years |
| BE-961 | Power Supply | 9VDC Power Supply | ∞ | N/A | N/A | ¶ | N/A | 3/1 years |
| Series 800 | Power Supplies & Logic Controllers | Power Supplies w/ Logic | ∞ | UL Listed | 3774-0127:0107 | N/A | N/A | 3/1 years |
| MS-2049 | Magnetic Door Switch | Industrial grade | Yes§ | UL Listed | N/A | N/A | N/A | 3/1 years |
| MS-1039/59 | Magnetic Switch | Standard grade | No | UL Listed | N/A | N/A | N/A | 3/1 years |
| DTX Series | Access Keypad / Card Readers | Access Control | ∞ | N/A | N/A | N/A | N/A | 3/1 years |
| D-4550 | Door Closers | Single Doors | Yes | UL Listed | N/A | N/A | N/A | 10 years |

* Add Prefix "F" for Fire Exit Hardware

**Add Prefix "H" for Florida Building Code Hurricane component

*** Add prefix "T" for FEMA rated hardware

For detailed windstorm and fire listings, visit detex.com/PROVEN

¶ Wall mounted - may be used with Rated Openings - use fire door accessory (see MS-2049)

∞ Allowed with fire-rated doors, but product itself is not fire-rated

§ UL Listed Miscellaneous Fire Door Accessory

10/3 year warranty = 10-year limited warranty on mechanical components

3-year limited warranty on electrical components

3/1 year warranty = 3-year limited warranty on mechanical components

1-year limited warranty on electrical components



10 Series Wide Stile Rim



40 Series Narrow Stile Rim

| Device | Finishes | | | | |
|-----------|------------|---------|----------|----------|--------------------|
| | 630 (Std.) | 628 | 693, 695 | 606, 612 | 605, 611, 613, 629 |
| 10 Series | \$2,408 | \$2,082 | \$2,133 | \$2,730 | \$2,850 |
| 40 Series | \$2,618 | \$2,311 | \$2,472 | \$2,851 | \$3,061 |

To order trim with exit device, specify exit device followed by trim (ex. 1008D, 4008DN). See pages 23-29 for trims.

10 SERIES DEVICE COMES STANDARD WITH

- * Same finish, device exterior (except 628 finish which includes stainless steel cover, pushpad and endcap)
- * EC1 Ramped Endcap - Heavy Duty
- * Hex Dogging
- * 36" Device for 3-foot doors
- * 99 Surface Strike

40 SERIES DEVICE COMES STANDARD WITH

- * Same finish, device exterior (except 628 finish which includes stainless steel cover, pushpad and endcap)
- * EC1 Ramped Endcap - Heavy Duty
- * Hex Dogging
- * 36" Device for 3-foot doors
- * 98 Semi-Mortise Strike
- * Extended Extrusion



How To Orders

OPTIONS

LIST PRICE

| | |
|---|----------|
| F - Fire-Rated | \$225 |
| H - Hurricane Rated | \$125 |
| FH - Fire-Rated/Hurricane Rated | \$350 |
| W - Weatherized (mechanical only) | \$225 |
| Custom Lengths (Specify size - min. 24", max 48") | \$160 |
| 48" - Add for 4-foot door width | \$50 |
| 60" - Add for 5-foot door width (10 Series only) - 628, 693, 695 finishes only | \$353 |
| EC2 - Flush endcap | N/C* |
| SN1 - Sex Nuts / Throughbolts -10 Series Device with trim requires 1 set -10 Series Device only requires 3 sets -40 Series Device with trim requires 1 set -40 Series Device only requires 2 sets | \$29/set |
| AM - Antimicrobial (pushpad only) | \$96 |
| KS - Keystop installed (alarm always armed when key removed) | \$11 |
| SLR - Silent pushpad return | \$96 |
| CD - Cylinder Dogging | N/C* |
| LD - Less Dogging | N/C* |
| 94 - Double Door Strike (wide stile doors only) | N/C* |
| 99 - Surface Strike (40 Series only) | N/C* |
| 98 - Semi-Mortise Strike (10 Series only) | N/C* |

*No cost when ordered with device

NOTE - Cylinders not included. Products on this page can be ordered with cylinders (C65) or Interchangeable core housings (IC7) pre-installed at Detex prior to shipping (See page 94).

NOTE - See Electrified Options for availability on devices shorter than 30", certain sizes come with EC2 endcap.



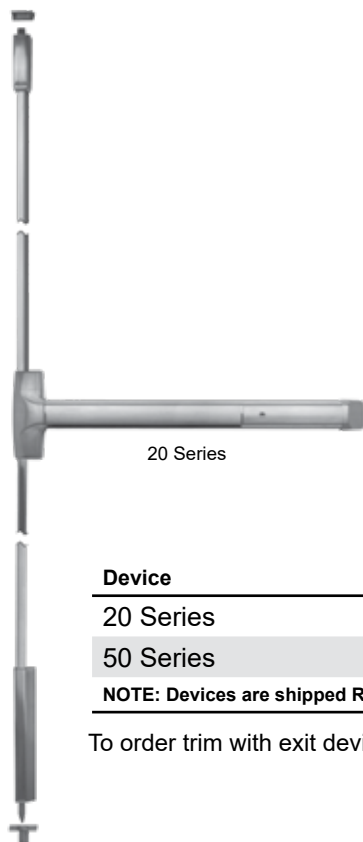
Pulls & Plates
Page 24



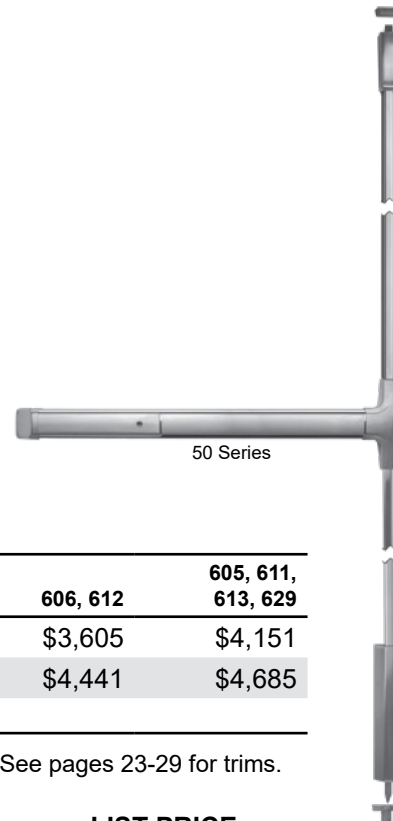
Lever Trims
Page 26



Electrified
Options
Page 35



20 Series



50 Series

| Device | Finishes | | | | |
|-----------|------------|---------|----------|----------|--------------------|
| | 630 (Std.) | 628 | 693, 695 | 606, 612 | 605, 611, 613, 629 |
| 20 Series | \$3,558 | \$3,087 | \$3,379 | \$3,605 | \$4,151 |
| 50 Series | \$4,166 | \$3,554 | \$3,870 | \$4,441 | \$4,685 |

NOTE: Devices are shipped RHR unless specified LHR (Field Reversible)

To order trim with exit device, specify exit device followed by trim (ex. 2003C, 5003CN). See pages 23-29 for trims.

20 SERIES DEVICE COMES STANDARD WITH

- * Rod, Latch and ADA Bottom Bolt Covers
- * Same finish, device exterior (except 628 finish which includes stainless steel cover, pushpad and endcap)
- * EC1 Ramped Endcap - Heavy Duty
- * Hex Dogging
- * 36" Device for 3-foot doors
- * 84" Rods for 7-foot doors
- * 97 Surface Strike
- * 97 Dustproof Bottom Strike

50 SERIES DEVICE COMES STANDARD WITH

- * Rod Covers
- * Same finish, device exterior (except 628 finish which includes stainless steel cover, pushpad and endcap)
- * EC1 Ramped Endcap - Heavy Duty
- * Hex Dogging
- * 36" Device for 3-foot doors
- * 84" Rods for 7-foot doors
- * 96 Surface Strike
- * 96 Dustproof Bottom Strike
- * Extended Extrusion



How To Orders

OPTIONS

LIST PRICE

| | |
|--|----------|
| F - Fire-Rated | \$225 |
| H - Hurricane Rated | \$125 |
| FH - Fire-Rated/Hurricane Rated | \$350 |
| W - Weatherized (mechanical only) | \$225 |
| Custom Lengths (Specify size - min. 24", max 48") | \$160 |
| 48" - Add for 4-foot door width | \$50 |
| 96" - Add for 8-foot door height | \$118 |
| 120" - Add for 10-foot door height | \$118 |
| EC2 - Flush endcap | N/C* |
| SN1 - Sex Nuts / Throughbolts | \$29/set |
| -20 Series Device with trim requires 3 sets | |
| -20 Series Device only requires 5 sets | |
| -50 Series Device with trim requires 3 sets | |
| -50 Series Device only requires 4 sets | |
| AM - Antimicrobial (pushpad only) | \$96 |
| KS - Keystop installed (alarm always armed when key removed) | \$11 |
| SLR - Silent pushpad return | \$96 |
| CD - Cylinder Dogging | N/C* |
| LD - Less Dogging | N/C* |

*No cost when ordered with device

NOTE - Cylinders not included. Products on this page can be ordered with cylinders (C65) or Interchangeable core housings (IC7) pre-installed at Detex prior to shipping (See page 94).

NOTE - See Electrified Options for availability on devices shorter than 30", certain sizes come with EC2 endcap.


NOTE - Application NOTE for 2' device (Available on Surface Vertical Device. Will ship less UL Fire label):

When vertical rod devices are used on both doors of a pair, operation of the inactive door (smaller door) will not disengage the active door, creating a potential safety issue for those using the inactive door during an emergency.





21 Series
Top Rod Only



51 Series
Top Rod Only

| Finishes | | | | | |
|-----------|------------|---------|----------|----------|--------------------|
| Device | 630 (Std.) | 628 | 693, 695 | 606, 612 | 605, 611, 613, 629 |
| 21 Series | \$3,558 | \$3,087 | \$3,379 | \$3,605 | \$4,151 |
| 51 Series | \$4,166 | \$3,554 | \$3,870 | \$4,441 | \$4,685 |

NOTE: Devices are shipped RHR unless specified LHR (Field Reversible)
To order trim with exit device, specify exit device followed by trim (ex. 2103C, 5103CN). See pages 23-29 for trims.

21 SERIES DEVICE COMES
STANDARD WITH

- * Rod Covers
- * Same finish, device exterior (except 628 finish which includes stainless steel cover, pushpad and endcap)
- * EC1 Ramped Endcap - Heavy Duty
- * Hex Dogging
- * 36" Device for 3-foot doors
- * 84" Rods for 7-foot doors
- * 97 Surface Strike

51 SERIES DEVICE COMES
STANDARD WITH

- * Rod Covers
- * Same finish, device exterior (except 628 finish which includes stainless steel cover, pushpad and endcap)
- * EC1 Ramped Endcap - Heavy Duty
- * Hex Dogging
- * 36" Device for 3-foot doors
- * 84" Rods for 7-foot doors
- * 96 Surface Strike
- * Extended Extrusion

OPTIONS

LIST PRICE

| | |
|--|----------|
| F - Fire-Rated | \$225 |
| H - Hurricane Rated | \$125 |
| FH - Fire-Rated/Hurricane Rated | \$350 |
| W - Weatherized (mechanical only) | \$225 |
| Custom Lengths (Specify size - min. 24", max 48") | \$160 |
| 48" - Add for 4-foot door width | \$50 |
| 96" - Add for 8-foot door height | \$118 |
| 120" - Add for 10-foot door height | \$118 |
| EC2 - Flush endcap | N/C* |
| SN1 - Sex Nuts / Throughbolts | \$29/set |
| -21 Series Device with trim requires 2 sets | |
| -21 Series Device only requires 4 sets | |
| -51 Series Device with trim requires 2 sets | |
| -51 Series Device only requires 3 sets | |
| AM - Antimicrobial (pushpad only) | \$96 |
| KS - Keystop installed (alarm always armed when key removed) | \$11 |
| SLR - Silent pushpad return | \$96 |
| CD - Cylinder Dogging | N/C* |
| LD - Less Dogging | N/C* |

*No cost when ordered with device
NOTE - Cylinders not included. Products on this page can be ordered with cylinders (C65) or Interchangeable core housings (IC7) pre-installed at Detex prior to shipping (See page 94).
NOTE - See Electrified Options for availability on devices shorter than 30", certain sizes come with EC2 endcap.
NOTE - Application NOTE for 2' device (Available on Surface Vertical Device. Will ship less UL Fire label):
When vertical rod devices are used on both doors of a pair, operation of the inactive door (smaller door) will not disengage the active door, creating a potential safety issue for those using the inactive door during an emergency.



How To Orders



Pulls & Plates
Page 24




Lever Trims
Page 26



Electrified
Options
Page 35

27 SERIES ROD COVERS SOLD SEPARATELY



| Device | Finishes | | | |
|-----------|------------|----------|----------|--------------------|
| | 630 (Std.) | 693, 695 | 606, 612 | 605, 611, 613, 629 |
| 27 Series | \$4,345 | \$4,345 | \$4,872 | \$5,820 |

NOTE: Devices are shipped RHR unless specified LHR (Field Reversible)

To order trim with exit device, specify exit device followed by trim (ex. 2701C). See pages 23-29 for trims.

27 SERIES DEVICE COMES STANDARD WITH

- * Latch Covers
- * Same finish, device exterior (except 628 finish which includes stainless steel pushpad and endcap)
- * EC1 Ramped Endcap - Heavy Duty
- * Hex Dogging
- * 36" Device for 3-foot doors
- * 84" Device for 7-foot doors



How To Orders

OPTIONS

LIST PRICE

| | |
|--|----------|
| T - Tornado Rated (max 42" wide and 88" tall) | \$90 |
| F - Fire-Rated | \$225 |
| W - Weatherized (mechanical only) | \$225 |
| Custom Lengths (Specify size - min. 24", max 48") | \$160 |
| 48" - Add for 4-foot door width | \$50 |
| 96" - Add for 8-foot door height | \$118 |
| 120" - Add for 10-foot door height | \$118 |
| EC2 - Flush endcap | N/C* |
| SN1 - Sex Nuts / Throughbolts -Device with trim requires 1 sets -Device only requires 3 sets | \$29/set |
| AM - Antimicrobial (pushpad only) | \$96 |
| KS - Keystop installed (alarm always armed when key removed) | \$11 |
| SLR - Silent pushpad return | \$96 |
| CD - Cylinder Dogging | N/C* |
| LD - Less Dogging | N/C* |

*No cost when ordered with device

NOTE - Cylinders not included. Products on this page can be ordered with cylinders (C65) or Interchangeable core housings (IC7) pre-installed at Detex prior to shipping (See page 94).

NOTE - See Electrified Options for availability on devices shorter than 30", certain sizes come with EC2 endcap.

NOTE - When vertical rod devices are used on both doors of a pair, operation of the inactive door (smaller door) will not disengage the active door, creating a potential safety issue for those using the inactive door during an emergency.



Pulls & Plates
Page 24



Lever Trims
Page 26



Electrified
Options
Page 35



| Device | Finishes | | | | |
|-----------|------------|---------|----------|----------|--------------------|
| | 630 (Std.) | 628 | 693, 695 | 606, 612 | 605, 611, 613, 629 |
| 30 Series | \$3,428 | \$3,035 | \$3,226 | \$3,456 | \$4,024 |

To order trim with exit device, specify exit device followed by trim (ex. 3002DM). See pages 23-29 for trims.

30 SERIES DEVICE COMES STANDARD WITH

- * Same finish, device exterior (except 628 finish which includes stainless steel cover, pushpad and endcap)
- * EC1 Ramped Endcap - Heavy Duty
- * Hex Dogging
- * 36" Device for 3-foot doors
- * 90 Non-Handed Curved Lip Strike



How To Orders

OPTIONS

LIST PRICE

| | |
|---|----------|
| F - Fire-Rated | \$225 |
| Custom Lengths (Specify size - min. 24", max 48") | \$160 |
| 48" - Add for 4-foot door width | \$50 |
| EC2 - Flush endcap | N/C* |
| SN1 - Sex Nuts / Throughbolts -Device with trim requires 1 set -Device only requires 3 sets | \$29/set |
| AM - Antimicrobial (pushpad only) | \$96 |
| KS - Keystop installed (alarm always armed when key removed) | \$11 |
| SLR - Silent pushpad return | \$96 |
| CD - Cylinder Dogging | N/C* |
| LD - Less Dogging | N/C* |
| 91 - ANSI Flat Lip Strike | N/C* |
| 92 - Double Door Short Open Back Strike | N/C* |
| 93 - Double Door Long Open Back Strike | N/C* |

*No cost when ordered with device

NOTE - Cylinders not included. Products on this page can be ordered with cylinders (C65) or Interchangeable core housings (IC7) pre-installed at Detex prior to shipping (See page 94).

NOTE - See Electrified Options for availability on devices shorter than 30", certain sizes come with EC2 endcap.



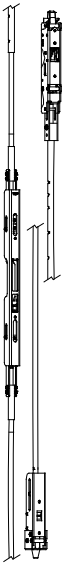
Pulls & Plates
Page 24



Lever Trims
Page 26



Electrified
Options
Page 35



60 Series - For Aluminum Door
62 Series - For Hollow Metal Door

| Device | Finishes | | | | |
|-----------|------------|---------|----------|----------|--------------------|
| | 630 (Std.) | 628 | 693, 695 | 606, 612 | 605, 611, 613, 629 |
| 60 Series | \$4,159 | \$3,619 | \$3,921 | \$4,579 | \$5,330 |
| 62 Series | \$4,159 | \$3,619 | \$3,921 | \$4,579 | \$5,330 |

NOTE: Devices are shipped RHR unless specified LHR (Field Reversible)

To order trim with exit device, specify exit device followed by trim (ex. 6001CNV, 6201CNV). See pages 23-29 for trims.

60 SERIES DEVICE COMES STANDARD WITH

- * Same finish, device exterior (except 628 finish which includes stainless steel cover, pushpad and endcap)
- * EC1 Ramped Endcap - Heavy Duty
- * Hex Dogging
- * 36" Device for 3-foot doors
- * 80" - 96" Fits 6'8" to 8' doors
- * 95T Top Strike
- * 95B Bottom Strike

62 SERIES DEVICE COMES STANDARD WITH

- * Same finish, device exterior (except 628 finish which includes stainless steel cover, pushpad and endcap)
- * 36" Device for 3-foot doors
- * EC1 Ramped Endcap - Heavy Duty
- * Hex Dogging
- * 80" - 96" Fits 6'8" to 8' doors
- * 95T Top Strike
- * 95B Bottom Strike

OPTIONS

LIST PRICE

| | |
|--|----------|
| F - Fire-Rated (3 hour) (steel door required for 60 Series) | \$225 |
| Custom Lengths (Specify size - min. 24", max 48") | \$160 |
| 48" - Add for 4-foot door width | \$50 |
| 120" - Add for 10-foot door height | \$118 |
| EC2 - Flush endcap | N/C* |
| SN1 - Sex Nuts / Throughbolts | \$29/set |
| -60 Series Device with trim requires 1 set long | |
| -60 Series Device only requires 1 set long and 1 set short | |
| -62 Series Device with trim requires 1 set long | |
| -62 Series Device only requires 1 set long and 1 set short | |
| AM - Antimicrobial (pushpad only) | \$96 |
| KS - Keystop installed (alarm always armed when key removed) | \$11 |
| SLR - Silent pushpad return | \$96 |
| CD - Cylinder Dogging | N/C* |
| LD - Less Dogging | N/C* |

*No cost when ordered with device

NOTE - Cylinders not included. Products on this page can be ordered with cylinders (C65) or Interchangeable core housings (IC7) pre-installed at Detex prior to shipping (See page 94).

NOTE - See Electrified Options for availability on devices shorter than 30", certain sizes come with EC2 endcap.



How To Orders



Pulls & Plates
Page 25



Lever Trims
Page 27



Electrified Options
Page 35



61 Series - For Aluminum Door
63 Series - For Hollow Metal Door

| Device | Finishes | | | | |
|-----------|------------|---------|----------|----------|--------------------|
| | 630 (Std.) | 628 | 693, 695 | 606, 612 | 605, 611, 613, 629 |
| 61 Series | \$4,159 | \$3,619 | \$3,921 | \$4,579 | \$5,330 |
| 63 Series | \$4,159 | \$3,619 | \$3,921 | \$4,579 | \$5,330 |

NOTE: Devices are shipped RHR unless specified LHR (Field Reversible)

To order trim with exit device, specify exit device followed by trim (ex. 6101CNV, 6301CNV). See pages 23-29 for trims.

61 SERIES DEVICE COMES STANDARD WITH

- * Same finish, device exterior (except 628 finish which includes stainless steel cover, pushpad and endcap)
- * EC1 Ramped Endcap - Heavy Duty
- * Hex Dogging
- * 36" Device for 3-foot doors
- * 80" - 96" Fits 6'8" to 8' doors
- * 95T Top Strike

63 SERIES DEVICE COMES STANDARD WITH

- * Same finish, device exterior (except 628 finish which includes stainless steel cover, pushpad and endcap)
- * 36" Device for 3-foot doors
- * EC1 Ramped Endcap - Heavy Duty
- * Hex Dogging
- * 80" - 96" Fits 6'8" to 8' doors
- * 95T Top Strike

OPTIONS

LIST PRICE

| | |
|--|----------|
| F - Fire-Rated (3 hour) (steel door required for 61 Series) | \$225 |
| Custom Lengths (Specify size - min. 24", max 48") | \$160 |
| 48" - Add for 4-foot door width | \$50 |
| 120" - Add for 10-foot door height | \$118 |
| EC2 - Flush endcap | N/C* |
| SN1 - Sex Nuts / Throughbolts | \$29/set |
| -61 Series Device with trim requires 1 set long | |
| -61 Series Device only requires 1 set long and 1 set short | |
| -63 Series Device with trim requires 1 set long | |
| -63 Series Device only requires 1 set long and 1 set short | |
| AM - Antimicrobial (pushpad only) | \$96 |
| KS - Keystop installed (alarm always armed when key removed) | \$11 |
| SLR - Silent pushpad return | \$96 |
| CD - Cylinder Dogging | N/C* |
| LD - Less Dogging | N/C* |

*No cost when ordered with device

NOTE - Cylinders not included. Products on this page can be ordered with cylinders (C65) or Interchangeable core housings (IC7) pre-installed at Detex prior to shipping (See page 94).

NOTE - See Electrified Options for availability on devices shorter than 30", certain sizes come with EC2 endcap.



How To Orders



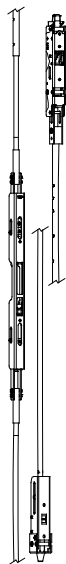
Pulls & Plates
Page 25



Lever Trims
Page 27



Electrified Options
Page 35



70 Series - For Wood Door
80 Series - For Hollow Metal Door
82 Series - For Aluminum Door

| Device | Finishes | | | | |
|-----------|------------|---------|----------|----------|--------------------|
| | 630 (Std.) | 628 | 693, 695 | 606, 612 | 605, 611, 613, 629 |
| 70 Series | \$4,050 | \$3,608 | \$3,912 | \$4,381 | \$4,936 |
| 80 Series | \$4,050 | \$3,608 | \$3,912 | \$4,381 | \$4,936 |
| 82 Series | \$4,050 | \$3,608 | \$3,912 | \$4,381 | \$4,936 |

NOTE: Devices are shipped RHR unless specified LHR (Field Reversible)
NOTE: For high-security or high-traffic doors, 2" solid-core door recommended

To order trim with exit device, specify exit device followed by trim (ex. 7002CV, 8002CV, 8202CV). See pages 23-29 for trims.

70 SERIES DEVICE COMES STANDARD WITH

- * Same finish, device exterior (except 628 finish which includes stainless steel cover, pushpad and endcap)
- * 36" Device for 3-foot doors
- * EC1 Ramped Endcap - Heavy Duty
- * Hex Dogging
- * 80" - 96" Fits 6'8" to 8' doors
- * 95T Top Strike
- * 95B Bottom Strike

80 SERIES DEVICE COMES STANDARD WITH

- * Same finish, device exterior (except 628 finish which includes stainless steel cover, pushpad and endcap)
- * 36" Device for 3-foot doors
- * EC1 Ramped Endcap - Heavy Duty
- * Hex Dogging
- * 80" - 96" Fits 6'8" to 8' doors
- * 95T Top Strike
- * 95B Bottom Strike

82 SERIES DEVICE COMES STANDARD WITH

- * Same finish, device exterior (except 628 finish which includes stainless steel cover, pushpad and endcap)
- * 36" Device for 3-foot doors
- * EC1 Ramped Endcap - Heavy Duty
- * Hex Dogging
- * 80" - 96" Fits 6'8" to 8' doors
- * 95T Top Strike
- * 95B Bottom Strike

OPTIONS

LIST PRICE

| | |
|--|----------|
| F - Fire-Rated (70 Series - 90 minutes; 80 Series - 3 hour) | \$225 |
| Custom Lengths (Specify size - min. 24", max 48") | \$160 |
| 48" - Add for 4-foot door width | \$50 |
| 120" - Add for door height 97" to 120" | \$118 |
| EC2 - Flush endcap | N/C* |
| SN1 - Sex Nuts / Throughbolts | \$29/set |
| -70 Series Device with trim requires 1 set | |
| -70 Series Device only requires 3 sets | |
| -80 Series Device with trim requires 1 set | |
| -80 Series Device only requires 3 sets | |
| -82 Series Device with trim requires 1 set | |
| -82 Series Device only requires 3 sets | |
| AM - Antimicrobial (pushpad only) | \$96 |
| KS - Keystop installed (alarm always armed when key removed) | \$11 |
| SLR - Silent pushpad return | \$96 |
| CD - Cylinder Dogging | N/C* |
| LD - Less Dogging | N/C* |

*No cost when ordered with device

NOTE - Cylinders not included. Products on this page can be ordered with cylinders (C65) or Interchangeable core housings (IC7) pre-installed at Detex prior to shipping (See page 94).

NOTE - See Electrified Options for availability on devices shorter than 30", certain sizes come with EC2 endcap.



How To Orders



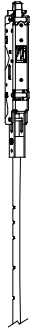
Pulls & Plates
Page 24



Lever Trims
Page 26



Electrified
Options
Page 35



71 Series - For Wood Door
81 Series - For Hollow Metal Door
83 Series - For Aluminum Door

| Device | Finishes | | | | |
|-----------|------------|---------|----------|----------|--------------------|
| | 630 (Std.) | 628 | 693, 695 | 606, 612 | 605, 611, 613, 629 |
| 71 Series | \$4,050 | \$3,608 | \$3,912 | \$4,381 | \$4,936 |
| 81 Series | \$4,050 | \$3,608 | \$3,912 | \$4,381 | \$4,936 |
| 83 Series | \$4,050 | \$3,608 | \$3,912 | \$4,381 | \$4,936 |

NOTE: Devices are shipped RHR unless specified LHR (Field Reversible)
NOTE: For high-security or high-traffic doors, 2" solid-core door recommended

To order trim with exit device, specify exit device followed by trim (ex. 7102CV, 8102CV, 8302CV). See pages 23-29 for trims.

71 SERIES DEVICE COMES STANDARD WITH

- * Same finish, device exterior (except 628 finish which includes stainless steel cover, pushpad and endcap)
- * 36" Device for 3-foot doors
- * EC1 Ramped Endcap - Heavy Duty
- * Hex Dogging
- * 80" - 96" Fits 6'8" to 8' doors
- * 95T Top Strike

81 SERIES DEVICE COMES STANDARD WITH

- * Same finish, device exterior (except 628 finish which includes stainless steel cover, pushpad and endcap)
- * 36" Device for 3-foot doors
- * EC1 Ramped Endcap - Heavy Duty
- * Hex Dogging
- * 80" - 96" Fits 6'8" to 8' doors
- * 95T Top Strike

83 SERIES DEVICE COMES STANDARD WITH

- * Same finish, device exterior (except 628 finish which includes stainless steel cover, pushpad and endcap)
- * 36" Device for 3-foot doors
- * EC1 Ramped Endcap - Heavy Duty
- * Hex Dogging
- * 80" - 96" Fits 6'8" to 8' doors
- * 95T Top Strike

OPTIONS

LIST PRICE

| | |
|--|----------|
| F - Fire-Rated (71 Series - 90 minutes; 81 Series - 3 hour) - Fire pin included | \$225 |
| Custom Lengths (Specify size - min. 24", max 48") | \$160 |
| 48" - Add for 4-foot door width | \$50 |
| 120" - Add for door height 97" to 120" | \$118 |
| EC2 - Flush endcap | N/C* |
| SN1 - Sex Nuts / Throughbolts | \$29/set |
| -71 Series Device with trim requires 1 set | |
| -71 Series Device only requires 3 sets | |
| -81 Series Device with trim requires 1 set | |
| -81 Series Device only requires 3 sets | |
| -83 Series Device with trim requires 1 set | |
| -83 Series Device only requires 3 sets | |
| AM - Antimicrobial (pushpad only) | \$96 |
| KS - Keystop installed (alarm always armed when key removed) | \$11 |
| SLR - Silent pushpad return | \$96 |
| CD - Cylinder Dogging | N/C* |
| LD - Less Dogging | N/C* |

*No cost when ordered with device

NOTE - Cylinders not included. Products on this page can be ordered with cylinders (C65) or Interchangeable core housings (IC7) pre-installed at Detex prior to shipping (See page 94).

NOTE - See Electrified Options for availability on devices shorter than 30", certain sizes come with EC2 endcap.



How To Orders



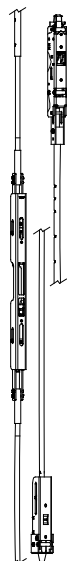
Pulls & Plates
Page 24



Lever Trims
Page 26



Electrified
Options
Page 35



| Device | Finishes | | | |
|-----------|------------|----------|----------|--------------------|
| | 630 (Std.) | 693, 695 | 606, 612 | 605, 611, 613, 629 |
| 87 Series | \$5,342 | \$5,036 | \$5,845 | \$6,497 |

NOTE: Devices are shipped RHR unless specified LHR (Field Reversible)

NOTE: For high-security or high-traffic doors, 2" solid-core door recommended

To order trim with exit device, specify exit device followed by trim (ex. 8702WP). See pages 23-29 for trims.

87 SERIES DEVICE COMES STANDARD WITH

- * Same finish, device exterior
- * 36" Device for 3-foot doors
- * EC1 Ramped Endcap - Heavy Duty
- * Hex Dogging
- * 80" - 96" Fits 6'8" to 8' doors
- * 995T Top Strike
- * 95B Bottom Strike



How To Orders

OPTIONS

LIST PRICE

| | |
|---|----------|
| T - Tornado Rated (max 42" wide and 88" tall) | \$90 |
| F - Fire-Rated (Contact factory) | \$225 |
| Custom Lengths (Specify size - min. 24", max 48") | \$160 |
| 48" - Add for 4-foot door width | \$50 |
| 120" - Add for door height 97" to 120" | \$118 |
| EC2 - Flush endcap | N/C* |
| SN1 - Sex Nuts / Throughbolts -Device with trim requires 1 set -Device only requires 3 sets | \$29/set |
| AM - Antimicrobial (pushpad only) | \$96 |
| KS - Keystop installed (alarm always armed when key removed) | \$11 |
| SLR - Silent pushpad return | \$96 |
| CD - Cylinder Dogging | N/C* |
| LD - Less Dogging | N/C* |

*No cost when ordered with device

NOTE - Cylinders not included. Products on this page can be ordered with cylinders (C65) or Interchangeable core housings (IC7) pre-installed at Detex prior to shipping (See page 94).

NOTE - See Electrified Options for availability on devices shorter than 30", certain sizes come with EC2 endcap.



Pulls & Plates
Page 24



Lever Trims
Page 26




Electrified
Options
Page 35



00/05 SERIES NO LATCH RAIL (NO MOVING PARTS)

| Device | Function | Finishes | | | | |
|----------|--|------------|-----|----------|----------|--------------------|
| | | 630 (Std.) | 628 | 693, 695 | 606, 612 | 605, 611, 613, 629 |
| 0000 | Wide stile, no moving parts, rail with 2 endcaps | \$1,221 | N/A | N/A | \$1,671 | \$1,800 |
| 0500xEC2 | Narrow stile, no moving parts, rail with EC2 endcaps | \$1,459 | N/A | \$1,483 | \$1,924 | \$2,052 |



OPTIONS

LIST PRICE

| | |
|---|-------|
| W - Weatherized (mechanical only) | \$225 |
| F - Fire-Rated | \$225 |
| Custom Lengths (Specify size - min. 24", max 48") | \$160 |
| 48" - Add for 4-foot door width | \$50 |
| SLR - Silent pushpad return | \$96 |
| Pushpad | \$140 |



01/04 SERIES NO LATCH DUMMY BAR (ACTIVE PUSHPAD)

| Device | Function | Finishes | | | | |
|--------|---|------------|---------|----------|----------|--------------------|
| | | 630 (Std.) | 628 | 693, 695 | 606, 612 | 605, 611, 613, 629 |
| 01 | Active pushpad, std. head cover, no latchbolt | \$1,374 | \$1,374 | \$1,400 | \$1,840 | \$2,524 |
| 04 | Active pushpad, narrow head cover, no latchbolt | \$1,553 | \$1,553 | \$1,581 | \$2,023 | \$2,701 |



OPTIONS

LIST PRICE

| | |
|---|-------|
| W - Weatherized (mechanical only) | \$225 |
| Custom Lengths (Specify size - min. 24", max 48") | \$160 |
| 48" - Add for 4-foot door width | \$50 |
| SLR - Silent pushpad return | \$96 |



How To Orders

ELECTRIC UNLOCK TRIMS

| | Catalog Number | Function | Lever | Device Compatibility | Finishes | | | |
|--|----------------|-----------------------|------------|------------------------|------------|----------|----------|-------------------------|
| | | | | | 626 (Std.) | 693, 695 | 606, 612 | 605, 611, 613, 625, 629 |
| | EU* | Electric lock/ unlock | S, T, or U | 10 Series 20 Series | \$1,775 | \$1,789 | \$1,813 | \$1,843 |
| | EUxDM* | Electric lock/ unlock | S, T, or U | 30 Series | \$1,775 | \$1,789 | \$1,813 | \$1,843 |
| | EUV* | Electric lock/ unlock | S, T, or U | 70 Series 80 Series | \$1,736 | \$1,771 | \$1,965 | \$1,965 |
| | EU2W* | Electric lock/ unlock | S, T, or U | 40 Series 50 Series | \$1,581 | \$1,596 | \$1,664 | \$1,697 |

Specify Fail Secure [FSE - std.] or Fail Safe [FSA] and specify handing - **not field reversible**

* Mortise cylinder required (see page 94)

Use 625 finish for lever trim to match 629 exit device finish.

NOTE: Lever Trims are shipped RHR unless specified LHR

Also available 12VDC - Specify 12VDC

Lever Switch (LS) - Add \$325

Knurling (KN) - Add \$107

Antimicrobial (AM) - Add \$96



S Lever (Std.)



T Lever



U Lever







ELECTRONIC KEYPAD TRIM

| | Catalog Number | Device Compatibility | |
|--|----------------|------------------------|---------|
| | | | |
| | TS2000-RIM | 10 Series 40 Series | \$1,635 |
| | TS2000-SVR | 50 Series 51 Series | \$1,908 |

| | Catalog Number | Function | Device Compatibility | Finishes | | | | |
|---|---------------------------|--------------------------------|------------------------|------------|-------|----------|----------|-------------------------|
| | | | | 626 (Std.) | 630 | 693, 695 | 606, 612 | 605, 611, 613, 625, 629 |
|  | 01W | Exit only, cover plate | 10 Series 20 Series | N/A | \$256 | \$292 | \$299 | \$299 |
| | 01WM | Exit only, cover plate | 30 Series | N/A | \$256 | \$292 | \$299 | \$299 |
|  | 03W* | Key retracts latch | 10 Series 20 Series | N/A | \$256 | \$292 | \$320 | \$348 |
| | 03WM* | Key retracts latch | 30 Series | N/A | \$256 | N/A | \$320 | \$348 |
|  | 03WS* | Key retracts latch | 10 Series 20 Series | \$247 | N/A | \$336 | \$336 | \$361 |
| | 03WSV* | Key retracts latch | 70 Series 80 Series | \$397 | N/A | \$486 | \$486 | \$511 |
|  | 01C | Exit only, cover plate | 10 Series 20 Series | N/A | \$317 | \$398 | \$398 | \$398 |
| | 01CM | Exit only, cover plate | 30 Series | N/A | \$317 | N/A | \$398 | \$398 |
| | 01CV | Exit only, cover plate | 70 Series 80 Series | N/A | \$308 | \$397 | \$397 | \$397 |
|  | 02C | Dummy pull | 10 Series 20 Series | N/A | \$480 | \$568 | \$510 | \$510 |
| | 02CM | Dummy pull | 30 Series | N/A | \$480 | N/A | \$510 | \$510 |
| | 02CV | Dummy pull | 70 Series 80 Series | N/A | \$413 | \$554 | \$500 | \$500 |
|  | 03C* | Key retracts latch | 10 Series 20 Series | N/A | \$498 | \$697 | \$585 | \$585 |
| | 03CM* | Key retracts latch | 30 Series | N/A | \$498 | N/A | \$585 | \$585 |
| | 03CV* | Key retracts latch | 70 Series 80 Series | N/A | \$535 | \$607 | \$607 | \$607 |
|  | 02WP | Dummy pull (wire) | 70 Series 80 Series | N/A | \$354 | N/A | \$441 | \$441 |
|  | 02Z (Specify handing) | Dummy vandal pull | 10 Series 20 Series | N/A | \$997 | N/A | N/A | N/A |
|  | 03Z* (Specify handing) | Key retracts latch vandal pull | 10 Series 20 Series | N/A | \$997 | N/A | N/A | N/A |







*Mortise cylinder required (see page 94)

Antimicrobial (AM) - Add \$96

| | Catalog Number | Function | Device Compatibility | Finishes | | | | |
|---|----------------|------------------------|------------------------|------------|-------|----------|----------|-------------------------|
| | | | | 626 (Std.) | 630 | 693, 695 | 606, 612 | 605, 611, 613, 625, 629 |
|  | 03WS* | Key retracts latch | 40 Series 50 Series | \$247 | N/A | \$252 | \$336 | \$361 |
|  | 01CN | Exit only, cover plate | 40 Series 50 Series | N/A | \$308 | \$397 | \$397 | \$397 |
| | 01CNV | Exit only, cover plate | 60 Series | N/A | \$308 | \$397 | \$397 | \$397 |
|  | 02CN | Dummy pull | 40 Series 50 Series | N/A | \$467 | \$568 | \$511 | \$511 |
| | 02CNV | Dummy pull | 60 Series | N/A | \$413 | \$554 | \$500 | \$500 |
|  | 03CN* | Key retracts latch | 40 Series 50 Series | N/A | \$500 | \$713 | \$602 | \$602 |
| | 03CNV* | Key retracts latch | 60 Series | N/A | \$583 | \$611 | \$611 | \$611 |
|  | 02WP | Dummy pull (wire) | 60 Series | N/A | \$354 | N/A | \$441 | \$441 |
|  | 03R* | Key retracts latch | 60 Series | N/A | \$528 | N/A | N/A | N/A |






*Mortise cylinder required (see page 94)

Antimicrobial (AM) - Add \$96

| | Catalog Number | Function | Lever | Device Compatibility | Finishes | | | |
|--|----------------|--|------------|------------------------|------------|----------|----------|-------------------------|
| | | | | | 626 (Std.) | 693, 695 | 606, 612 | 605, 611, 613, 625, 629 |
|  | 01D | Blank escutcheon | N/A | 10 Series 20 Series | \$698 | \$753 | \$786 | \$843 |
| | 01DM | Blank escutcheon | N/A | 30 Series | \$698 | \$753 | \$786 | \$843 |
| | 01DV | Blank escutcheon | N/A | 70 Series 80 Series | \$755 | \$806 | \$806 | \$855 |
|  | 02D | Dummy lever | S, T, or U | 10 Series 20 Series | \$698 | \$753 | \$786 | \$843 |
| | 02DM | Dummy lever | S, T, or U | 30 Series | \$698 | \$753 | \$786 | \$843 |
| | 02DV | Dummy lever | S, T, or U | 70 Series 80 Series | \$755 | \$806 | \$806 | \$855 |
|  | 08D* | Key locks/unlocks lever | S, T, or U | 10 Series 20 Series | \$866 | \$959 | \$959 | \$1,011 |
| | 08DM* | Key locks/unlocks lever | S, T, or U | 30 Series | \$866 | \$959 | \$959 | \$1,011 |
| | 08DV* | Key locks/unlocks lever | S, T, or U | 70 Series 80 Series | \$851 | \$963 | \$971 | \$999 |
|  | 09D* | Key unlocks lever, locked when key removed | S, T, or U | 10 Series 20 Series | \$866 | \$959 | \$959 | \$1,011 |
| | 09DM* | Key unlocks lever, locked when key removed | S, T, or U | 30 Series | \$866 | \$959 | \$959 | \$1,011 |
| | 09DV* | Key unlocks lever, locked when key removed | S, T, or U | 70 Series 80 Series | \$851 | \$963 | \$971 | \$999 |
|  | 10D* | Double cylinder | S, T, or U | 10 Series | \$1,167 | \$1,203 | \$1,309 | \$1,309 |
| | 10DM* | Double cylinder | S, T, or U | 30 Series | \$1,167 | \$1,203 | \$1,309 | \$1,309 |
|  | 14D | Lever always active | S, T, or U | 10 Series 20 Series | \$866 | \$959 | \$959 | \$1,011 |
| | 14DM | Lever always active | S, T, or U | 30 Series | \$866 | \$959 | \$959 | \$1,011 |
| | 14DV | Lever always active | S, T, or U | 70 Series 80 Series | \$851 | \$963 | \$971 | \$999 |

*Mortise cylinder required (see page 94)

Lever Switch (LS) - Add \$325
Knurling (KN) - Add \$107
Antimicrobial (AM) - Add \$96

| | Catalog Number | Function | Lever | Device Compatibility | Finishes | | | |
|---|----------------|--|------------|------------------------|------------|----------|----------|-------------------------|
| | | | | | 626 (Std.) | 693, 695 | 606, 612 | 605, 611, 613, 625, 629 |
|  | 01DN | Blank escutcheon | N/A | 40 Series 50 Series | \$644 | \$718 | \$753 | \$811 |
| | 01DNV | Blank escutcheon | N/A | 60 Series | \$785 | \$791 | \$791 | \$951 |
|  | 02DN | Dummy lever | S, T, or U | 40 Series 50 Series | \$644 | \$718 | \$753 | \$811 |
| | 02DNV | Dummy lever | S, T, or U | 60 Series | \$785 | \$791 | \$791 | \$951 |
|  | 08DN* | Key locks/unlocks lever | S, T, or U | 40 Series 50 Series | \$766 | \$937 | \$965 | \$995 |
| | 08DNV* | Key locks/unlocks lever | S, T, or U | 60 Series | \$916 | \$951 | \$1,048 | \$1,068 |
|  | 09DN* | Key unlocks lever, locked when key removed | S, T, or U | 40 Series 50 Series | \$766 | \$937 | \$965 | \$995 |
| | 09DNV* | Key unlocks lever, locked when key removed | S, T, or U | 60 Series | \$916 | \$951 | \$1,048 | \$1,068 |
|  | 14DN | Lever always active | S, T, or U | 40 Series 50 Series | \$766 | \$937 | \$965 | \$995 |
| | 14DNV | Lever always active | S, T, or U | 60 Series | \$916 | \$951 | \$1,048 | \$1,068 |

*Mortise cylinder required (see page 94)

Lever Switch (LS) - Add \$325
Knurling (KN) - Add \$107
Antimicrobial (AM) - Add \$96



S Lever (Std.)



T Lever



U Lever



| | Catalog Number | Function | Device Compatibility | 630 (Std.) | Finishes | | | |
|--|----------------|--|------------------------|------------|---|----------|-------------------------|--|
| | | | | | 693, 695 | 606, 612 | 605, 611, 613, 625, 629 | |
| | 02DFSB__† | Dummy lever | 10 Series 20 Series | \$1,331 | Contact factory for special pricing and extended lead times | | | |
| | 02DMFSB__† | Dummy lever | 30 Series | \$1,331 | | | | |
| | 02DVFSB__† | Dummy lever | 70 Series 80 Series | \$1,388 | | | | |
| | 08DFSB__*† | Key locks/unlocks lever | 10 Series 20 Series | \$1,499 | | | | |
| | 08DMFSB__*† | Key locks/unlocks lever | 30 Series | \$1,499 | | | | |
| | 08DVFSB__*† | Key locks/unlocks lever | 70 Series 80 Series | \$1,484 | | | | |
| | 09DFSB__*† | Key unlocks lever, locked when key removed | 10 Series 20 Series | \$1,499 | | | | |
| | 09DMFSB__*† | Key unlocks lever, locked when key removed | 30 Series | \$1,499 | | | | |
| | 09DVFSB__*† | Key unlocks lever, locked when key removed | 70 Series 80 Series | \$1,484 | | | | |
| | 14DFSB__† | Lever always active | 10 Series 20 Series | \$1,499 | | | | |
| | 14DMFSB__† | Lever always active | 30 Series | \$1,499 | | | | |
| | 14DVFSB__† | Lever always active | 70 Series 80 Series | \$1,484 | | | | |
| | EUFSB__*† | Electric lock/unlock | 10 Series 20 Series | \$2,408 | | | | |
| | EUxDMFSB__*† | Electric lock/unlock | 30 Series | \$2,408 | | | | |
| | EUVFSB__*† | Electric lock/unlock | 70 Series 80 Series | \$2,369 | | | | |

* Mortise cylinder required (see page 94)

NOTE: Lever Trims are shipped RHR unless specified LHR (02, 08, 09 and 14 are Field Reversible)

† To order, use FSB then 4-letter designator. (Example: FSB1076)



1035



1016



1119



1076



1147



1093







1058



1075



| | Catalog Number | Function | Device Compatibility | Finishes | | | |
|---|--------------------------|--|------------------------|------------|---|----------|-------------------------|
| | | | | 630 (Std.) | 693, 695 | 606, 612 | 605, 611, 613, 625, 629 |
|  | 02DNFSB__ [†] | Dummy lever | 40 Series 50 Series | \$1,277 | Contact factory for special pricing and extended lead times | | |
| | 02DNVFSB__ [†] | Dummy lever | 60 Series | \$1,418 | | | |
|  | 08DNFSB__ ^{*†} | Key locks/unlocks lever | 40 Series 50 Series | \$1,399 | | | |
| | 08DNVFSB__ ^{*†} | Key locks/unlocks lever | 60 Series | \$1,549 | | | |
|  | 09DNFSB__ ^{*†} | Key unlocks lever, locked when key removed | 40 Series 50 Series | \$1,399 | | | |
| | 09DNVFSB__ ^{*†} | Key unlocks lever, locked when key removed | 60 Series | \$1,549 | | | |
|  | 14DNFSB__ [†] | Lever always active | 40 Series 50 Series | \$1,399 | | | |
| | 14DNVFSB__ [†] | Lever always active | 60 Series | \$1,549 | | | |

* Mortise cylinder required (see page 94)

NOTE: Lever Trims are shipped RHR unless specified LHR (02, 08, 09 and 14 are Field Reversible)

† To order, use FSB then 4-letter designator. (Example: FSB1076)



1035



1016



1119



1076



1147



1093



1058



1075

| BHMA Function | BHMA Definition | Description | ADVANTEX® | Manufacturer A Exit Devices | Manufacturer B Exit Devices | Manufacturer C Exit Devices |
|---------------|---|--|------------------|-----------------------------|-----------------------------|-----------------------------|
| | | | 10 Series Rim | 98 Series Rim | 8800 Series Rim | 21 Series Rim |
| 01 | Exit Only | Cover Plate | 01C & 01W | 990EO | 802-PTB | 1701 |
| 02 | Pull When Dogged | Dummy Pull | 02C | 990DT | 810-PTB | 1702A |
| 02 | Pull When Dogged | Dummy Vandal Pull | 02Z | VR910DT | 821 | N/A |
| 03 | Key Retracts Latch Bolt | Night Latch Vandal Pull | 03Z | VR910NL | LC-826 | N/A |
| 03 | Key Retracts Latch Bolt | Night Latch Pull | 03C | 990NL | LC-814-PSB | 1703A |
| 03 | Key Retracts Latch Bolt | Night Latch - Cylinder Only - Pull by others | 03WS & 03W | 110NL-OP | N/A | C03 |
| 01 | Exit Only | Blank Escutcheon | 01D | 996EO | | N/A |
| 02 | Pull When Dogged | Dummy Lever | 02D | 996LxDT | 710-ETL | 4902A |
| 08 | Key Unlocks & Locks Lever | Classroom Lever | 08D | 996L | LC-743-ETL | 4908A |
| 09 | Lever Active by Key; Locked when key removed | Night Latch / Storeroom Lever | 09D | 996LxNL | LC-746-ETL | 4903A |
| 10 | Inside or outside; key locks or unlocks lever | Double Cylinder Lever | 10D | 996L-2 | LC-716-ETL | 4908A |
| 14 | Lever always active | Passage Lever | 14D | 996LxBE | LC-715-ETL | 4914A |
| EU | Electric Lock / Unlock | Fail Secure or Fail Safe | EU | E996L | LC-775-ETL LC-775-ETL | E4908A |

| BHMA Function | BHMA Definition | Description | 20/21 Series SVR | 9827 Series SVR | 8700 Series SVR | 22 Series SVR |
|---------------|--|--|------------------|-----------------|--|---------------|
| 01 | Exit Only | Cover Plate | 01C & 01W | 990EO | 802-PTB | 1701 |
| 02 | Pull When Dogged | Dummy Pull | 02C | 990DT | 810-PTB | 1702A |
| 02 | Pull When Dogged | Dummy Vandal Pull | 02Z | VR910DT | 821 | N/A |
| 03 | Key Retracts Latch Bolt | Night Latch Vandal Pull | 03Z | VR910NL | LC-826 | N/A |
| 03 | Key Retracts Latch Bolt | Night Latch Pull | 03C | 990NL | N/A | 1703A |
| 03 | Key Retracts Latch Bolt | Night Latch - Cylinder Only - Pull by others | 03WS & 03W | 370T | 306 | C03 |
| 01 | Exit Only | Blank Escutcheon | 01D | N/A | 710 | N/A |
| 02 | Pull When Dogged | Dummy Lever | 02D | 996LxDT | 71-ETL | 4902A |
| 08 | Key Unlocks & Locks Lever | Classroom Lever | 08D | 996L-2 | LC-743-ETL | 4908A |
| 09 | Lever Active by Key; Locked when key removed | Night Latch / Storeroom Lever | 09D | 996LxNL | LC-746-ETL | 4903A |
| 14 | Lever always active | Passage Lever | 14D | 996LxBE | LC-715-ETL | 4914A |
| EU | Electric Lock / Unlock | Fail Secure or Fail Safe | EU | E996L | 773-ETL (no cylinder) 774-ETL (no cylinder) | E4908A |

| BHMA Function | BHMA Definition | Description | 30 Series Mortise | 9875 Series Mortise | 8900 Series Mortise | 23 Series Mortise |
|---------------|---|--|-------------------|---------------------|--------------------------------------|-------------------|
| 01 | Exit Only | Cover Plate | 01CM & 01WM | 990EO | 802-PTB | 1701 |
| 02 | Pull When Dogged | Dummy Pull | 02CM | 990DT | 810-PTB | 1702A |
| 03 | Key Retracts Latch Bolt | Night Latch Pull | 03CM | 990NL | LC-814-PTB | 1703A |
| 03 | Key Retracts Latch Bolt | Night Latch - Cylinder Only - Pull by others | 03WM | 990NL | N/A | C03 |
| 01 | Exit Only | Blank Escutcheon | 01DM | N/A | 710 | N/A |
| 02 | Pull When Dogged | Dummy Lever | 02DM | 996LxDT | 710-ETL | M4902A |
| 08 | Key Unlocks & Locks Lever | Classroom Lever | 08DM | 996L | LC-743-ETL | M4908A |
| 09 | Lever Active by Key; Locked when key removed | Night Latch / Storeroom Lever | 09DM | 996LxNL | LC-706-ETL (not vandal resistant) | M4903A |
| 10 | Inside or outside; key locks or unlocks lever | Double Cylinder Lever | 10DM | 996L-2 | LC-716-ETL | M4908A |
| 14 | Lever always active | Passage Lever | 14DM | 996LxBE | 715-ETL | M4914A |
| EU | Electric Lock / Unlock | Fail Secure or Fail Safe | EUxDM | E996L | LC-775-ETL LC-776-ETL | E4908A |

| BHMA Function | BHMA Definition | Description | ADVANTEX | Manufacturer A Exit Devices | Manufacturer B Exit Devices | Manufacturer C Exit Devices |
|---------------|--|--|----------------------------|-----------------------------|--|-----------------------------|
| | | | 40 Series Narrow Stile Rim | 35A Series Narrow Stile Rim | 8500 Series Narrow Stile Rim | 24 Series Narrow Stile Rim |
| 01 | Exit Only | Cover Plate | 01CN | 360EO | N/A | 2001 |
| 02 | Pull When Dogged | Dummy Pull | 02CN | 386DT | N/A | 2002A |
| 03 | Key Retracts Latch Bolt | Night Latch Pull | 03CN | 386NL | N/A | 2003A |
| 03 | Key Retracts Latch Bolt | Night Latch - Cylinder Only - Pull by others | 03WS | 388 | N/A | C03 |
| 01 | Exit Only | Blank Escutcheon | 01DN | N/A | N/A | N/A |
| 02 | Pull When Dogged | Dummy Lever | 02DN | 360LxDT | 710-ETL | 2902A |
| 08 | Key Unlocks & Locks Lever | Classroom Lever | 08DN | 360L | LC-743-ETL | 2908A |
| 09 | Lever Active by Key; Locked when key removed | Night Latch / Storeroom Lever | 09DN | 360L-NL | LC-746-ETL | 2903A |
| 14 | Lever always active | Passage Lever | 14DN | 360L-BE | 715-ETL | 2914A |
| EU | Electric Lock / Unlock | Fail Secure or Fail Safe | EU2W | E360L-BE | 773-ETL (no cylinder) 774-ETL (no cylinder) | N/A |

| BHMA Function | BHMA Definition | Description | 50/51 Series Narrow Stile SVR | 3527A Series Narrow Stile SVR | Not Available | Not Available |
|---------------|--|--|-------------------------------|-------------------------------|---------------|---------------|
| 01 | Exit Only | Cover Plate | 01CN | N/A | N/A | N/A |
| 02 | Pull When Dogged | Dummy Pull | 02CN | 386DT | N/A | N/A |
| 03 | Key Retracts Latch Bolt | Night Latch Pull | 03CN | 386NL | N/A | N/A |
| 03 | Key Retracts Latch Bolt | Night Latch - Cylinder Only - Pull by others | 03WS | 388 | N/A | N/A |
| 01 | Exit Only | Blank Escutcheon | 01DN | N/A | N/A | N/A |
| 02 | Pull When Dogged | Dummy Lever | 02DN | 360LxDT | N/A | N/A |
| 08 | Key Unlocks & Locks Lever | Classroom Lever | 08DN | 360L | N/A | N/A |
| 09 | Lever Active by Key; Locked when key removed | Night Latch / Storeroom Lever | 09DN | 360LxNL | N/A | N/A |
| 14 | Lever always active | Passage Lever | 14DN | 360L-BE | N/A | N/A |
| EU | Electric Lock / Unlock | Fail Secure or Fail Safe | EU2W | E360L-BE | N/A | N/A |

| BHMA Function | BHMA Definition | Description | 60/61 Series Narrow Stile CVR for Aluminum Doors | 3547A Series Narrow Stile CVR | AD8400 Series Narrow Stile CVR | 2600 Series Narrow Stile CVR |
|---------------|--|--|--|-------------------------------|--------------------------------|------------------------------|
| 02 | Pull When Dogged | Dummy Pull (Wire) | 02WP | 8190 | 862 Pull | N/A |
| 03 | Key Retracts Latch Bolt | Night Latch - Cylinder Only - Pull by others | 03R | 388 | 100 | N/A |
| 01 | Exit Only | Blank Escutcheon | 01DNV | N/A | 710-4 | N/A |
| 02 | Pull When Dogged | Dummy Lever | 02DNV | 360LxDT | 710-4-ETL | 2902A |
| 08 | Key Unlocks & Locks Lever | Classroom Lever | 08DNV | 360L | LC-743-4-ETL | 2908A |
| 09 | Lever Active by Key; Locked when key removed | Night Latch / Storeroom Lever | 09DNV | 360LxNL | LC-746-4-ETL | 2903A |
| 14 | Lever always active | Passage Lever | 14DNV | 360L-BE | 715-4-ETL | 2914A |

| BHMA Function | BHMA Definition | Description | 62/63 Series Narrow Stile CVR for Hollow Metal Doors | 3547A Series Narrow Stile CVR | AD8400 Series Narrow Stile CVR | 2600 Series Narrow Stile CVR |
|---------------|--|--|--|-------------------------------|--------------------------------|------------------------------|
| 01 | Exit Only | Cover Plate | 01CNV | N/A | N/A | N/A |
| 02 | Pull When Dogged | Dummy Pull | 02CNV | N/A | N/A | N/A |
| 02 | Pull When Dogged | Dummy Pull (Wire) | 02WP | 8190 | 862 Pull | N/A |
| 03 | Key Retracts Latch Bolt | Night Latch Pull | 03CNV | 388X8190 | N/A | N/A |
| 03 | Key Retracts Latch Bolt | Night Latch - Cylinder Only - Pull by others | 03R | 388 | N100 | N/A |
| 01 | Exit Only | Blank Escutcheon | 01DNV | N/A | 710-4 | N/A |
| 02 | Pull When Dogged | Dummy Lever | 02DNV | N/A | 710-4-ETL | N/A |
| 08 | Key Unlocks & Locks Lever | Classroom Lever | 08DNV | 360L | LC-743-4-ETL | 2908A |
| 09 | Lever Active by Key; Locked when key removed | Night Latch / Storeroom Lever | 09DNV | 360L-NL | LC-746-4-ETL | 2909A |
| 14 | Lever always active | Passage Lever | 14DNV | 360L-BE | 715-4-ETL | 2914A |

| BHMA Function | BHMA Definition | Description | ADVANTEX® | Manufacturer A Exit Devices | Manufacturer B Exit Devices | Manufacturer C Exit Devices |
|---------------|--|--|---------------------------------|--------------------------------|--|--------------------------------|
| | | | 70/71 Series CVR for Wood Doors | 9847 WDC Series for Wood Doors | WD8600 Series CVR | 2700 Series CVR for Wood Doors |
| 01 | Exit Only | Cover Plate | 01CV | 990EO | N/A | 1701 |
| 02 | Pull When Dogged | Dummy Pull | 02CV | 990DT | N/A | 1702A |
| 02 | Pull When Dogged | Dummy Pull (Wire) | 02WP | 8190 | 862 Pull | N/A |
| 03 | Key Retracts Latch Bolt | Night Latch Pull | 03CV | 990NL-R/V | N/A | 1703A |
| 03 | Key Retracts Latch Bolt | Night Latch - Cylinder Only - Pull by others | 03WS | 110NL-MD | 100 | N/A |
| 01 | Exit Only | Blank Escutcheon | 01DV | N/A | 710-4 | N/A |
| 02 | Pull When Dogged | Dummy Lever | 02DV | 996L-DT-CV | 710-4-ETL | 4902A |
| 08 | Key Unlocks & Locks Lever | Classroom Lever | 08DV | 996L-CV | LC-743-4-ETL | 4908A |
| 09 | Lever Active by Key; Locked when key removed | Night Latch / Storeroom Lever | 09DV | 996L-NL-CV | LC-746-4-ETL | 4903A |
| 14 | Lever always active | Passage Lever | 14DV | 996LxBE | 715-4-ETL | 4914A |
| EU | Electric Lock / Unlock | Fail Secure or Fail Safe | EUV | E996L | 773-4-ETL (no cylinder) 774-4-ETL (no cylinder) | E2703 4908A |

| BHMA Function | BHMA Definition | Description | 80/81 Series CVR for Hollow Metal Doors | 9847 Series | MD8600 Series CVR | 2800 Series CVR |
|---------------|--|--|---|-------------|--|-----------------|
| 01 | Exit Only | Cover Plate | 01CV | 990EO | N/A | 1701 |
| 02 | Pull When Dogged | Dummy Pull | 02CV | 990DT | N/A | C1702A |
| 02 | Pull When Dogged | Dummy Pull (Wire) | 02WP | 8190 | 862 Pull | N/A |
| 03 | Key Retracts Latch Bolt | Night Latch Pull | 03CV | 990NL-R/V | N/A | C1703A |
| 03 | Key Retracts Latch Bolt | Night Latch - Cylinder Only - Pull by others | 03WS | 110NL-MD | 100 | N/A |
| 01 | Exit Only | Blank Escutcheon | 01DV | N/A | 710-4 | N/A |
| 02 | Pull When Dogged | Dummy Lever | 02DV | 996L-DT-CV | 710-4-ETL | 4902A |
| 08 | Key Unlocks & Locks Lever | Classroom Lever | 08DV | 996L-CV | LC-743-4-ETL | 4908A |
| 09 | Lever Active by Key; Locked when key removed | Night Latch / Storeroom Lever | 09DV | 996L-NL-CV | LC-746-4-ETL | 4903A |
| 14 | Lever always active | Passage Lever | 14DV | 996LxBE | 715-4-ETL | 4914A |
| EU | Electric Lock / Unlock | Fail Secure or Fail Safe | EUV | E996L | 773-4-ETL (no cylinder) 774-4-ETL (no cylinder) | E2803 4908A |

| BHMA Function | BHMA Definition | Description | 82/83 Series CVR for Aluminum Doors | 9847 Series | AD8600 Series CVR | 2800 Series CVR |
|---------------|--|--|-------------------------------------|-------------|--|-----------------|
| 01 | Exit Only | Cover Plate | 01CV | 990EO | N/A | 1701 |
| 02 | Pull When Dogged | Dummy Pull | 02CV | 990DT | N/A | C1702A |
| 02 | Pull When Dogged | Dummy Pull (Wire) | 02WP | 8190 | 862 Pull | N/A |
| 03 | Key Retracts Latch Bolt | Night Latch Pull | 03CV | 990NL-R/V | N/A | C1703A |
| 03 | Key Retracts Latch Bolt | Night Latch - Cylinder Only - Pull by others | 03WS | 110NL-MD | 100 | N/A |
| 01 | Exit Only | Blank Escutcheon | 01DV | N/A | 710-4 | N/A |
| 02 | Pull When Dogged | Dummy Lever | 02DV | 996L-DT-CV | 710-4-ETL | 4902A |
| 08 | Key Unlocks & Locks Lever | Classroom Lever | 08DV | 996L-CV | LC-743-4-ETL | 4908A |
| 09 | Lever Active by Key; Locked when key removed | Night Latch / Storeroom Lever | 09DV | 996L-NL-CV | LC-746-4-ETL | 4903A |
| 14 | Lever always active | Passage Lever | 14DV | 996LxBE | 715-4-ETL | 4914A |
| EU | Electric Lock / Unlock | Fail Secure or Fail Safe | EUV | E996L | 773-4-ETL (no cylinder) 774-4-ETL (no cylinder) | E2803 4908A |

| BHMA Type | BHMA Definition | ADVANTEX® | Manufacturer A Exit Devices | Manufacturer B Exit Devices | Manufacturer C Exit Devices |
|-----------|--|------------------|-----------------------------|-----------------------------|-----------------------------|
| 1 | Rim Exit Device | 10 | 98 99 | 8800 | 2100 |
| | Rim Exit Device - Weatherized | 10xW | No equal | No equal | No equal |
| 2 | Surface Vertical Rod Exit Device | 20 | 9827 9927 | 8700 | 2200 |
| | Surface Vertical Rod Exit Device - Weatherized | 20xW | No equal | No equal | No equal |
| | Surface Vertical Rod Exit Device - Top Rod Only | 21 | 9827-LBR 9927-LBR | NB8700 | 2200LBR |
| | Surface Vertical Rod Exit Device - Top Rod Only - Weatherized | 21xW | No equal | No equal | No equal |
| 3 | Mortise Exit Device | 30 | 9875 9975 | 8900 | 2300 |
| 4 | Narrow Stile Rim Exit Device | 40 | 33A | 8400 | 2400 |
| | Narrow Stile Rim Exit Device - Weatherized | 40xW | No equal | No equal | No equal |
| 5 | Narrow Stile Surface Vertical Rod Exit Device | 50 | 3327A | No equal | No equal |
| | Narrow Stile Surface Vertical Rod Exit Device - Weatherized | 50xW | No equal | No equal | No equal |
| | Narrow Stile Surface Vertical Rod Exit Device - Top Rod Only | 51 | 3327A-LBR | No equal | No equal |
| | Narrow Stile Surface Vertical Rod Exit Device - Top Rod Only - Weatherized | 51xW | No equal | No equal | No equal |
| 6 | Narrow Stile Concealed Vertical Rod Exit Device (for Aluminum Door) | 60 | 3347A | AD8400 | 2600 |
| | Narrow Stile Concealed Vertical Rod Exit Device (for Aluminum Door) - Top Rod Only | 61 | 3347A-LBR | NB-AD8400 | 2600LBR |
| | Narrow Stile Concealed Vertical Rod Exit Device (for Hollow Metal Door) | 62 | 3347A | MD8400 | 2600 |
| | Narrow Stile Concealed Vertical Rod Exit Device (for Hollow Metal Door) - Top Rod Only | 63 | 3347A-LBR | NB-MD8400 | 2600LBR |
| 7 | Concealed Vertical Rod Exit Device (for Wood Door) | 70 | 3347A 3547A | WD8600 | 2700 |
| | Concealed Vertical Rod Exit Device (for Wood Door) - Top Rod Only | 71 | 3347A-LBR 3547A-LBR | NB-WD8600 | 2700LBR |
| 8 | Concealed Vertical Rod Exit Device (for Hollow Metal Door) | 80 | 9847 9947 | MD8600 | 2800 |
| | Concealed Vertical Rod Exit Device (for Hollow Metal Door) - Top Rod Only | 81 | 9847-LBR 9947-LBR | NB-MD8600 | 2800LBR |
| | Concealed Vertical Rod Exit Device (for Aluminum Door) | 82 | 9847 9947 | AD8600 | 2800 |
| | Concealed Vertical Rod Exit Device (for Aluminum Door) - Top Rod Only | 83 | 9847-LBR 9947-LBR | NB-AD8600 | 2800LBR |

| Function | ADVANTEX® | Manufacturer A Exit Devices | Manufacturer B Exit Devices | Manufacturer C Exit Devices |
|--|--|--------------------------------|--------------------------------|--------------------------------|
| | Standard Advantex | Standard 98 Series | Standard 80 Series | Standard 2000 Series |
| Hardwired Exit Alarm | EA | ALK | AL | ALW |
| Weatherized Battery Powered Exit Alarm | EB W | No equal | No equal | No equal |
| Electric Dogging | ED | No equal | 58 | No equal |
| Electric Latch Retraction | ER EX Request to Exit Switch Included | QEL | 56 | ELR |
| Weatherized Electric Latch Retraction | ER EX W Request to Exit Switch Included | No equal | No equal | No equal |
| Electric Lock/Unlock Lever | EU, EU2W, EUV | E996L | 73/74/75/76 | E |
| Delayed Egress | EE | CX | 59 | DE |
| Delayed Egress with Latch Retraction | EE ER | No equal | No equal | No equal |
| Electric Switching | ES | RXxLX | 53x55 | LSxTS |
| Latch Bolt Signaling | LX | LX | 53 | LS |
| Electric Integration | EI | No equal | No equal | No equal |
| Request to Exit Signaling | EX | RX | 55 | TS |
| Weatherized Request to Exit Signaling | EX W | WP-RX | No equal | WTS |
| Request to Exit Switching for High Current | EXV | No equal | No equal | No equal |
| Latch Bolt Signaling for High Current | LXV | No equal | No equal | No equal |
| Weatherized Request to Exit Switching for High Current | EXV W | No equal | No equal | No equal |

Hardwired Exit Alarm (EA)
Price Add
Available on all non-weatherized devices
\$627
Standard Package Includes:

- Switch monitors pushpad movement and triggers alarm
- Green & Red LED, cylinder arming, 9-volt battery and piezo horn
- Manual Key Arming standard or field-selectable 2-minute auto rearm
- Remote Alarm Relay output (std) Common, Normally Open or Normally Closed Relay contacts
- Bypass Alarm Relay input (std.) Normally Open Relay Contacts
- Low Battery Alert (std), field-selectable option to remove backup battery / disable low-battery alert
- Cylinder Dogging (CD) standard or Less Dogging (LD - NOTE: Fire Rated devices come LD only)
- Self-adhesive Door Sign (EA-561 English - Red)

NOTE: EA alarm can be hardwired with 12V AC/DC through 24V AC/DC)
Options
Price Add

| | |
|--|-------|
| FC3EC1 - Flex Conduit Kit (3') includes conduit, ramped endcap and fittings | \$380 |
| FC10EC1 - Flex Conduit Kit (10') includes conduit, ramped endcap and fittings | \$440 |
| FC3EC2 - Flex Conduit Kit (3') includes conduit, flush endcap and fittings | \$120 |
| FC10EC2 - Flex Conduit Kit (10') includes conduit, flush endcap and fittings | \$200 |
| KS - Keystop feature installed | \$11 |
| LD - Less Dogging | N/C |
| LX - Latch Bolt Signaling Switch (example EA LX - Available on 10/40/60/70/80 Devices) | \$314 |
| PT-5 - Power Transfer | \$230 |
| EWB8-626 - Electric Hinge | \$551 |

Accessories

| | |
|-----------------------------|-------|
| PP-5152-2 Transformer 24VAC | \$127 |
| PP-5152-3 Transformer 12VAC | \$59 |

Weatherized Exit Alarm (EB W) - Battery Powered
Price Add
*Available on weatherized 10/20/21/40/50/51 Ddevices - **Must specify weatherized option on exit device***
\$743
Standard Package Includes:

- Remote signaling, remote bypass, pushpad monitoring
- Green & Red LED, cylinder arming, 9-volt battery and piezo horn
- Manual Key Arming standard or field-selectable 2-minute auto rearm
- Remote Alarm Relay output (std) Common, Normally Open or Normally Closed Relay contacts
- Bypass Alarm Relay input (std.) Normally Open Relay Contacts
- Low-Battery Alert (std), field-selectable option to remove backup battery / disable low-battery alert
- Cylinder Dogging (CD) standard or Less Dogging (LD - NOTE: Fire Rated devices come LD only)
- Pushpad Signage "Push to Open Alarm Will Sound"

Options

| | |
|--|-------|
| FC3EC1W - Weatherized Flex Conduit Kit (3') includes conduit, ramped endcap and fittings | \$460 |
| FC10EC1W - Weatherized Flex Conduit Kit (10') includes conduit, ramped endcap and fittings | \$560 |
| FC3EC2W - Weatherized Flex Conduit Kit (3') includes conduit, flush endcap and fittings | \$260 |
| FC10EC2W - Weatherized Flex Conduit Kit (10') includes conduit, flush endcap and fittings | \$360 |
| KS - Keystop feature installed | \$11 |
| LD - Less Dogging | N/C |

Accessories

| | |
|---|---------|
| 106595-5 - Battery Eliminator 9VDC Power Source in NEMA Enclosure | \$2,225 |
|---|---------|

Electric Latch Retraction with Request to Exit Switch (ER EX)
Price Add
Available on all non-weatherized devices 30" or longer
\$1,542

Standard Package Includes:

- Simultaneous latch and quiet pushpad retraction
- Quiet latch retraction
- Long-term dogging capability
- Request to Exit Switch

(NOTE: A Power Supply Controller is required for ER EX but not included in standard package)

| Options | Price Add |
|--|-----------|
| FC3EC1 - Flex Conduit Kit (3') includes conduit, ramped endcap and fittings | \$380 |
| FC10EC1 - Flex Conduit Kit (10') includes conduit, ramped endcap and fittings | \$440 |
| FC3EC2 - Flex Conduit Kit (3') includes conduit, flush endcap and fittings | \$120 |
| FC10EC2 - Flex Conduit Kit (10') includes conduit, flush endcap and fittings | \$200 |
| LX - Latch Bolt Signaling Switch (example EA LX - Available on 10/40/60/70/80 Devices) | \$314 |
| PT-5 - Power Transfer | \$230 |
| EWH8-626 - Electric Hinge | \$551 |

Accessories

| | |
|---|-------------|
| 81-800 Power Supply Controller for Latch Retraction - Single Door | See page 66 |
| 82-800 Power Supply Controller for Latch Retraction - Pairs of Doors Simultaneous | See page 66 |
| 83-800 Power Supply Controller for Latch Retraction - Pairs of Doors Independent | See page 66 |

Weatherized Electric Latch Retraction with Request to Exit Switch (ER EX W)
Price Add
*Available on weatherized 10/20/21/40/50/51 Devices - **Must specify weatherized option on exit device***
\$2,427

Standard Package Includes:

- Weatherized simultaneous latch and quiet pushpad retraction
- Long-term dogging capability
- Request to Exit Switch

(NOTE: A Power Supply is required for ER EX W but not included in standard package. If mounting outside, NEMA enclosure required)

| Options | Price Add |
|--|-----------|
| FC3EC1W - Weatherized Flex Conduit Kit (3') includes conduit, ramped endcap and fittings | \$460 |
| FC10EC1W - Weatherized Flex Conduit Kit (10') includes conduit, ramped endcap and fittings | \$560 |
| FC3EC2W - Weatherized Flex Conduit Kit (3') includes conduit, flush endcap and fittings | \$260 |
| FC10EC2W - Weatherized Flex Conduit Kit (10') includes conduit, flush endcap and fittings | \$360 |

Accessories

| | |
|---|-------------|
| 81-800 Power Supply Controller for Latch Retraction - Single Door | See page 66 |
| 82-800 Power Supply Controller for Latch Retraction - Pairs of Doors Simultaneous | See page 66 |
| 83-800 Power Supply Controller for Latch Retraction - Pairs of Doors Independent | See page 66 |

Electric Integration (EI)

Price Add

Available on non-weatherized 10/30/40 devices

\$463

Standard Package Includes:

- Switches to monitor dead latch and outside trim input
- Green and Red LED, cylinder arming and piezo horn (logic & power supply separate)
- Cylinder Dogging (CD) standard or Less Dogging (LD - NOTE: Fire Rated devices come LD only)
- Code-compliant Signage (EA-561 English Red)

(NOTE: A Logic Controller is required for EI but not included in standard package)

Options

Price Add

| | |
|---|-------|
| FC3EC1 - Flex Conduit Kit (3') includes conduit, ramped endcap and fittings | \$380 |
| FC10EC1 - Flex Conduit Kit (10') includes conduit, ramped endcap and fittings | \$440 |
| FC3EC2 - Flex Conduit Kit (3') includes conduit, flush endcap and fittings | \$120 |
| FC10EC2 - Flex Conduit Kit (10') includes conduit, flush endcap and fittings | \$200 |
| KS - Keystop feature installed | \$11 |
| LD - Less Dogging | N/C |
| PT-5 - Power Transfer | \$230 |
| EWH8-626 - Electric Hinge | \$551 |

Accessories

| | |
|--|-------------|
| 10-800 or 11-800 - Logic Controller for Electric Integration | See page 68 |
|--|-------------|

Electric Dogging (ED)

Price Add

Available on all non-weatherized devices

\$808

Standard Package Includes:

- On-board switching requires initial manual pushpad depression after electric activation
- Long-term dogging

(NOTE: A 24V power supply or logic controller is required for ED but not included.)

(NOTE: Most applications with ED require a power switch - See page 105)

Options

Price Add

| | |
|--|-------|
| FC3EC1 - Flex Conduit Kit (3') includes conduit, ramped endcap and fittings | \$380 |
| FC10EC1 - Flex Conduit Kit (10') includes conduit, ramped endcap and fittings | \$440 |
| FC3EC2 - Flex Conduit Kit (3') includes conduit, flush endcap and fittings | \$120 |
| FC10EC2 - Flex Conduit Kit (10') includes conduit, flush endcap and fittings | \$200 |
| EX - Request to Exit Switching (example ED EX) | \$284 |
| LX - Latch Bolt Signaling Switch (example EA LX - Available on 10/40/60/70/80 Devices) | \$314 |
| PT-5 - Power Transfer | \$230 |
| EWH8-626 - Electric Hinge | \$551 |

Accessories

| | |
|--|-------------|
| CS462 Keystwitch (For other keystwitch and push button options, see page 105) | \$280 |
| PP-5152-2 24VAC transformer (Order Separately) | \$127 |
| 24V power supply for filtered, regulated power and simplified fire loop connections (Order Separately) | See page 68 |

Delayed Egress (EE)

Price Add

Available on all non-weatherized devices 36" or longer

\$2,703

Standard Package Includes:

- 15-second Delayed Egress - alarm switches monitor dead latch
- 15-second arming delay (AD) with extended bypass (alarm arms after door closes)
- 1-second nuisance delay
- Comes standard with 24V Filtered and Regulated Power Supply with simplified fire loop connections
- (NOTE: Detex Power Supply required and included with Standard EE package, can power devices for a pair of doors, specify 10 EE PS0 for second door)**
- Switches monitor pushpad, latch bolt and outside trim input
- Manual Key Arming standard or field-selectable 2-minute auto rearm
- Remote Alarm Relay output (std) Common, Normally Open or Normally Closed Relay contacts and Remote Reset
- Bypass Alarm Relay input (std.) Normally Open Relay Contacts
- Low-Battery Alert (std), field-selectable option to remove backup battery / disable low-battery alert
- Cylinder Dogging (CD) standard or Less Dogging (LD - NOTE: Fire Rated devices come LD only)
- Comes with one green LED, one red LED & 100 decibel alarm, field-selectable LED status indicator & self-adhesive, code-compliant door sign (ECL-395 English - 15 Second - Red)

| Options | Price Add |
|--|----------------|
| 1 - 1 Second Arming | N/C |
| 30 - 30-Second Delayed Egress (example EE 30) | N/C |
| FC3EC1 - Flex Conduit Kit (3') includes conduit, ramped endcap and fittings | \$380 |
| FC10EC1 - Flex Conduit Kit (10') includes conduit, ramped endcap and fittings | \$440 |
| FC3EC2 - Flex Conduit Kit (3') includes conduit, flush endcap and fittings | \$120 |
| FC10EC2 - Flex Conduit Kit (10') includes conduit, flush endcap and fittings | \$200 |
| KS - Keystop feature installed | \$11 |
| LD - Less Dogging | N/C |
| LX - Latch Bolt Signaling Switch (example EA LX - Available on 10/40/60/70/80 Devices) | \$314 |
| SA - Silent Arming | \$242 |
| PT-5 - Power Transfer | \$230 |
| EWH8-626 - Electric Hinge | \$551 |
| L9 - Less Battery | \$11 |
| SI - Status Indicator | \$9 |
| L9xSI - Less Battery & Status Indicator | \$20 |
| PS0 - Less Power Supply | Subtract \$225 |

Delayed Egress With External Logic (EEX)

Price Add

Available on non-weatherized 10/20/30/40/50 devices 36" and longer

\$1,797

Standard Package Includes:

- Hex dogging (CD & LD available)
- Fire and hurricane rated available
- Includes delay egress 15 second door sign
- (NOTE: A Logic Controller is required but not included in standard package)**

| Options | |
|-------------------------|-------------|
| 12-800 Logic Controller | See page 68 |

Delayed Egress With External Logic for Outdoor Use (EEX W)

Price Add

Available on weatherized 10/20/40/50 devices 36" and longer - *Must specify weatherized option on exit device*

\$1,797

Standard Package Includes:

- Hex dogging (CD & LD available)
- Fire and hurricane rated available
- Includes delay egress 15 second door sign
- (NOTE: A Logic Controller is required but not included in standard package)**

| Options | |
|--|-------------|
| 106595-1 Logic Controller in NEMA enclosure for use outdoors | See page 68 |

Delayed Egress with Latch Retraction (EE ER EX)

Price Add

Available on all non-weatherized devices 36" or longer

\$3,806

Standard Package Includes:

- Switches to monitor pushpad and dead latch
- Quiet latch retraction
- Request to Exit Switch
- Sold separately, but required and Included as part of Power Supply Controller is the Remote, wall-mount keyswitch & horn, with green and red LED, 100-dB alarm (RIU) as part of 84-800 and 85-800

(NOTE: A Logic Controller is required for EE ER but not included in standard package)

For options such as Silent Arming, arming times, set grant times, Keystop (armed when key removed)

Rearm using Key Only, access control only bypasses (RKO) and other options, see power supply controllers on pages 66-67.

Options

Price Add

| | |
|---|-------|
| 30 - 30-Second Delayed Egress (example EE ER 30) (NOTE: determined by power supply - See below) | N/C |
| FC3EC1 - Flex Conduit Kit (3') includes conduit, ramped endcap and fittings | \$380 |
| FC10EC1 - Flex Conduit Kit (10') includes conduit, ramped endcap and fittings | \$440 |
| FC3EC2 - Flex Conduit Kit (3') includes conduit, flush endcap and fittings | \$120 |
| FC10EC2 - Flex Conduit Kit (10') includes conduit, flush endcap and fittings | \$200 |
| KS - Keystop feature installed | \$11 |
| LX - Latch Bolt Signaling Switch (example EA LX - Available on 10/40/60/70/80 Devices) | \$314 |
| PT-5 - Power Transfer | \$230 |
| EWH8-626 - Electric Hinge | \$551 |

Accessories

| | |
|--|-------------|
| 84-800 Power Supply Controller for single doors - for options such as Silent Arming / no chirps (SA), Reset with Key Only, access control does not reset alarm, just bypass (RKO), contact factory – includes wall-mount key switch & Horn interface box (RIU) | See page 67 |
| 85-800 Power Supply Controller for pairs of doors - for options such as Silent Arming / no chirps (SA), Reset with Key Only, access control does not reset alarm, just bypass (RKO), contact factory – includes wall-mount key switch & Horn interface box (RIU) | See page 67 |

Electric Switching (ES)

Price Add

Available on non-weatherized 10/30/40 devices

\$395

Standard Package Includes:

- Switches to monitor dead latch and outside trim input
- Hex Dogging (HD) standard or Less Dogging (LD - NOTE: Fire Rated devices come LD only)

(NOTE: A Logic Controller is required for EI but not included in standard package)

Options

| | |
|---|-------|
| FC3EC1 - Flex Conduit Kit (3') includes conduit, ramped endcap and fittings | \$380 |
| FC10EC1 - Flex Conduit Kit (10') includes conduit, ramped endcap and fittings | \$440 |
| FC3EC2 - Flex Conduit Kit (3') includes conduit, flush endcap and fittings | \$120 |
| FC10EC2 - Flex Conduit Kit (10') includes conduit, flush endcap and fittings | \$200 |
| CD - Cylinder Dogging | N/C |
| LD - Less Dogging | N/C |
| PT-5 - Power Transfer | \$230 |
| EWH8-626 - Electric Hinge | \$551 |

Request to Exit Signaling (EX)
Price Add
Available on all non-weatherized devices
\$284

Standard Package Includes:

- Request to Exit Signal Switch provides 3 wires for either normally open or normally closed signaling when pushpad is pressed
- Hex Dogging (HD) standard or Less Dogging (LD - NOTE: Fire Rated devices come LD only)

| Options | Price Add |
|--|-----------|
| FC3EC1 - Flex Conduit Kit (3') includes conduit, ramped endcap and fittings | \$380 |
| FC10EC1 - Flex Conduit Kit (10') includes conduit, ramped endcap and fittings | \$440 |
| FC3EC2 - Flex Conduit Kit (3') includes conduit, flush endcap and fittings | \$120 |
| FC10EC2 - Flex Conduit Kit (10') includes conduit, flush endcap and fittings | \$200 |
| CD - Cylinder Dogging | N/C |
| LD - Less Dogging | N/C |
| LX - Latch Bolt Signaling Switch (example EX LX - Available on 10/40/60/70/80 Devices) | \$314 |
| PT-5 - Power Transfer | \$230 |
| EWH8-626 - Electric Hinge | \$551 |

Weatherized Request to Exit Signaling (EX W)
Price Add
*Available on weatherized 10/20/21/40/50/51/01/04 devices - **Must specify weatherized option on exit device***
\$162

Standard Package Includes:

- Weatherized Request to Exit Signal Switch provides 3 wires for either normally open or normally closed signaling when pushpad is pressed
- Hex Dogging (HD) standard or Less Dogging (LD - NOTE: Fire Rated devices come LD only)

| Options | Price Add |
|--|-----------|
| FC3EC1W - Weatherized Flex Conduit Kit (3') includes conduit, ramped endcap and fittings | \$460 |
| FC10EC1W - Weatherized Flex Conduit Kit (10') includes conduit, ramped endcap and fittings | \$560 |
| FC3EC2W - Weatherized Flex Conduit Kit (3') includes conduit, flush endcap and fittings | \$260 |
| FC10EC2W - Weatherized Flex Conduit Kit (10') includes conduit, flush endcap and fittings | \$360 |
| CD - Cylinder Dogging | N/C |
| LD - Less Dogging | N/C |

Latch Bolt Signaling (LX)
Price Add
Available on non-weatherized 10/40/60/61/62/63/70/71/80/81/82/83 devices
\$314

Standard Package Includes:

- Switch monitors latchbolt
- Hex Dogging (HD) standard or Less Dogging (LD - NOTE: Fire Rated devices come LD only)

| Options | Price Add |
|---|-----------|
| FC3EC1 - Flex Conduit Kit (3') includes conduit, ramped endcap and fittings | \$380 |
| FC10EC1 - Flex Conduit Kit (10') includes conduit, ramped endcap and fittings | \$440 |
| FC3EC2 - Flex Conduit Kit (3') includes conduit, flush endcap and fittings | \$120 |
| FC10EC2 - Flex Conduit Kit (10') includes conduit, flush endcap and fittings | \$200 |
| CD - Cylinder Dogging | N/C |
| LD - Less Dogging | N/C |
| PT-5 - Power Transfer | \$230 |
| EWH8-626 - Electric Hinge | \$551 |

Accessories

| | |
|--|------|
| MS-1039S/1059S - Magnetic Switch (Surface) | \$96 |
| MS-1039F/1059F - Magnetic Switch (Flush) | \$55 |

Latch Bolt Signaling for High Current (LXV)

Price Add

Available on non-weatherized 10/40/60/61/62/63/70/71/80/81/82/83 devices

\$493

Standard Package Includes:

- 3-Amp switch monitors latchbolt
- Hex Dogging (HD) standard or Less Dogging (LD - NOTE: Fire Rated devices come LD only)

Options

Price Add

| | |
|---|-------|
| FC3EC1 - Flex Conduit Kit (3') includes conduit, ramped endcap and fittings | \$380 |
| FC10EC1 - Flex Conduit Kit (10') includes conduit, ramped endcap and fittings | \$440 |
| FC3EC2 - Flex Conduit Kit (3') includes conduit, flush endcap and fittings | \$120 |
| FC10EC2 - Flex Conduit Kit (10') includes conduit, flush endcap and fittings | \$200 |
| CD - Cylinder Dogging | N/C |
| LD - Less Dogging | N/C |
| PT-5 - Power Transfer | \$230 |
| EWH8-626 - Electric Hinge | \$551 |

Accessories

| | |
|--|------|
| MS-1039S/1059S - Magnetic Switch (Surface) | \$96 |
| MS-1039F/1059F - Magnetic Switch (Flush) | \$55 |

Request to Exit Signaling for High Current (EXV)

Price Add

Available on all non-weatherized devices

\$430

Standard Package Includes:

- 3-Amp Switch monitors pushpad
- Hex Dogging (HD) standard or Less Dogging (LD - NOTE: Fire Rated devices come LD only)

Options

Price Add

| | |
|--|-------|
| FC3EC1 - Flex Conduit Kit (3') includes conduit, ramped endcap and fittings | \$380 |
| FC10EC1 - Flex Conduit Kit (10') includes conduit, ramped endcap and fittings | \$440 |
| FC3EC2 - Flex Conduit Kit (3') includes conduit, flush endcap and fittings | \$120 |
| FC10EC2 - Flex Conduit Kit (10') includes conduit, flush endcap and fittings | \$200 |
| CD - Cylinder Dogging | N/C |
| LD - Less Dogging | N/C |
| LX - Latch Bolt Signaling Switch (example EX LX - Available on 10/40/60/70/80 Devices) | \$314 |
| 2 - Includes 2 High-Current Switches (EXV2) | \$428 |
| PT-5 - Power Transfer | \$230 |
| EWH8-626 - Electric Hinge | \$551 |

Weatherized Request to Exit Signaling for High Current (EXV W)

Price Add

Available on weatherized 10/20/21/40/50/51/01/04 Devices - *Must specify weatherized option on exit device*

\$357

Standard Package Includes:

- 3-Amp Weatherized switch monitors pushpad
- Hex Dogging (HD) standard or Less Dogging (LD - NOTE: Fire Rated devices come LD only)

Options

Price Add

| | |
|--|-------|
| FC3EC1W - Weatherized Flex Conduit Kit (3') includes conduit, ramped endcap and fittings | \$275 |
| FC10EC1W - Weatherized Flex Conduit Kit (10') includes conduit, ramped endcap and fittings | \$294 |
| FC3EC2W - Weatherized Flex Conduit Kit (3') includes conduit, flush endcap and fittings | \$148 |
| FC10EC2W - Weatherized Flex Conduit Kit (10') includes conduit, flush endcap and fittings | \$213 |
| CD - Cylinder Dogging | N/C |
| LD - Less Dogging | N/C |

| SIF-EA - Electric Slide-In Filler Kit | | Finishes: | 628, 630, 693, 695 | 606, 612 | 605, 611, 613, 629 |
|---|---|------------|--------------------|----------|--------------------|
| SIF-EA | Exit Alarm 9VDC/12VAC with remote signal and remote bypass | 36" Device | \$631 | \$724 | \$790 |
| | | 48" Device | \$653 | \$766 | \$812 |
| Kit Includes: Endcap Bracket with Battery Clip, 9V Battery, Warning Sign (ECL-561) | | | | | |
| NOTE: YOU MUST SPECIFY THE DEVICE SERIES, DOGGING, STILE, STRIKE, SIZE, ENDCAP AND FINISH WHEN ORDERING. | | | | | |
| Options | | | | | |
| KS | Keystop Kit | | | | \$11 |
| SIF-EB-W - Weatherized Battery Powered Exit Alarm Slide-In Filler Kit | | Finishes: | 630 | 606, 612 | 605, 611, 613, 629 |
| SIF-EB-W | Weatherized Battery Powered Exit Alarm with remote signal and remote bypass | 36" Device | \$982 | \$1,075 | \$1,141 |
| | | 48" Device | \$1,004 | \$1,097 | \$1,163 |
| Kit Includes: Endcap Bracket with Battery Clip, 9V Battery, Warning Sign (ECL-561) | | | | | |
| NOTE: YOU MUST SPECIFY THE DEVICE SERIES, DOGGING, STILE, STRIKE, SIZE, ENDCAP AND FINISH WHEN ORDERING. | | | | | |
| Options | | | | | |
| KS | Keystop Kit | | | | \$11 |
| SIF-HD-CD-LD Slide-In Filler Kits | | Finishes: | 628, 630, 693, 695 | 606, 612 | 605, 611, 613, 629 |
| SIF-LD-36 | Less Dogging Slide-In Filler | 36" Device | \$199 | \$292 | \$358 |
| SIF-LD-48 | Less Dogging Slide-In Filler | 48" Device | \$221 | \$314 | \$380 |
| SIF-HD-36 | Hex Key Dogging Slide-In Filler | 36" Device | \$250 | \$343 | \$409 |
| SIF-HD-48 | Hex Key Dogging Slide-In Filler | 48" Device | \$272 | \$365 | \$431 |
| SIF-CD-36 | Cylinder Dogging Slide-In Filler | 36" Device | \$250 | \$343 | \$409 |
| SIF-CD-48 | Cylinder Dogging Slide-In Filler | 48" Device | \$272 | \$365 | \$431 |
| NOTE: YOU MUST SPECIFY THE DEVICE SERIES, DOGGING, STILE, STRIKE, SIZE, ENDCAP (EC1/EC2) AND FINISH WHEN ORDERING. | | | | | |
| Strikes | | Finishes: | 630 | 606, 612 | 605, 611, 613, 629 |
| 90 | Non-Handed Curved Lip Strike (for 30 Series Devices) | | \$56 | \$83 | \$228 |
| 91 | ANSI Flat Lip Strike (for 30 Series Devices) | | \$56 | \$83 | \$228 |
| 92 | Double Door Short Open Back Strike (for 30 Series Devices) | | \$228 | \$228 | \$228 |
| 93 | Double Door Long Open Back Strike (for 30 Series Devices) | | \$228 | \$228 | \$228 |
| 94 | Double Door Strike Kit with Tamper-Resistant and Standard Fasteners (No security driver required) | | | | \$96 |
| 95T | Top Strike (for 60/61/62/63/70/71/80/81/82/83 Series Devices) | | | | \$120 |
| 95B | Bottom Strike (for 60/62/70/80/82 Series Devices) | | | | \$50 |
| 96 Top | Surface Non-Roller Strike (for 50/51 Series Devices) | | | | \$50 |
| 96B Bottom | Dustproof Strike (for 50 Series Devices) | | | | \$70 |
| 97 Top | Surface Non-Roller Strike (for 20/21 Series Devices) | | | | \$50 |
| 97 Bottom | Dustproof Strike (for 20 Series Devices) | | | | \$70 |
| 98 | Semi-Mortise Strike (for 10/40 Series Devices) - Contact factory | | | | \$70 |
| 99 | Surface Non-Roller Strike (for 10/40 Series Devices) | | | | \$58 |
| 99R | Roller Strike (for 5 Foot Exit Device Only) | | | | \$479 |
| 995T | Top Strike Kit FEMA (for 87 Series Device only) | | | | \$605 |
| SHK1 | Strike Hook Kit (1 per package) | | | | \$29 |

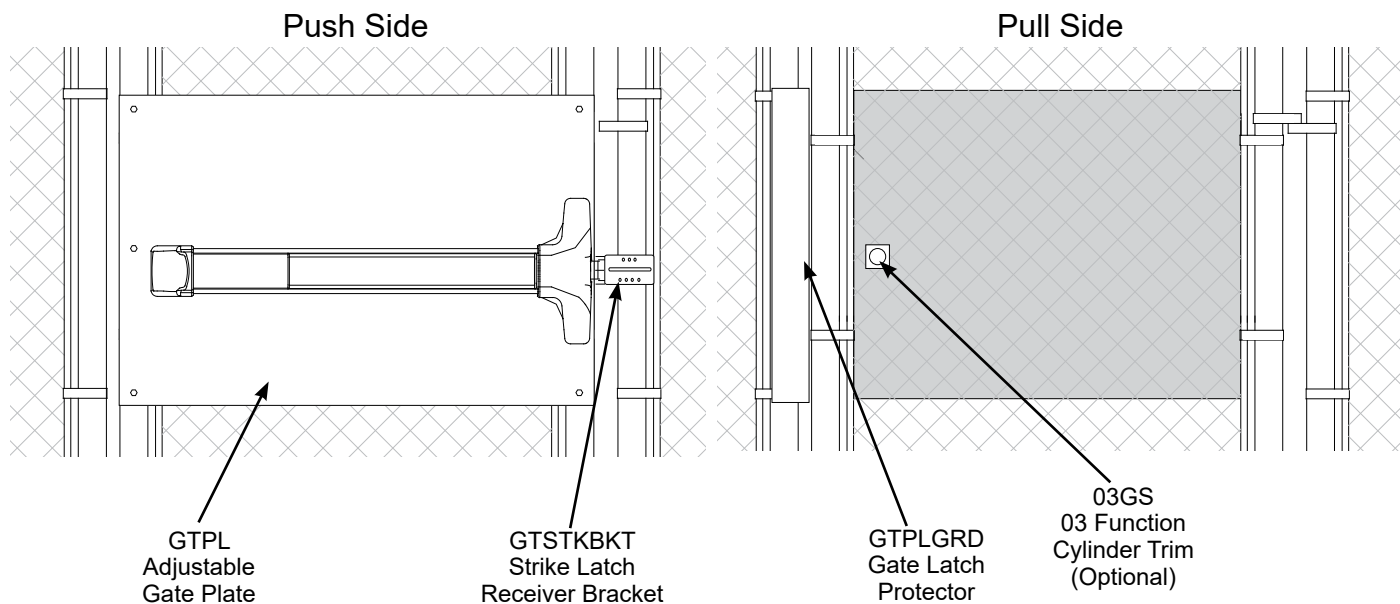
| Hex Dogging Key | | Price | | | |
|---|--|------------------|----------------------|---|---------------------------|
| HDK | Hex Dogging Key | | | | \$11 |
| Surface Vertical Rod Conversion Kit | | Finishes: | 630, 693, 695 | 606, 612 | 605, 611, 613, 629 |
| SVRK-8-X | Converts 7-foot rods to 8-foot rods | | \$600 | \$599 | \$629 |
| SVRK-10-X | Converts 7-foot rods to 10-foot rods | | \$600 | \$599 | \$629 |
| Sex Nuts - Security Screws - Security Bits | | Price | | | |
| SN1 | Sex Nut Kit - 1/4"-20 (2 per package) - Specify Finishes: 606, 613, 630 | | | | \$29 |
| SSK1 | Torx® Security Screw Kit for Rim Exit Device, Stainless Steel only, incl. Torx® bits | | | | \$64 |
| SSK2 | Torx® Security Screw Kit for SVR Exit Device, Stainless Steel only, incl. Torx® bits | | | | \$79 |
| TT10 | Torx® driver tip for 6-32 undercut FH screws | | | | \$17 |
| TT15 | Torx® driver tip for 6-32 FH screws | | | | \$17 |
| TT25 | Torx® driver tip for 10-32 FH screws | | | | \$17 |
| TT27 | Torx® driver tip for 1/4" and #14 screws | | | | \$17 |
| Glass Bead Kits | | Price | | | |
| GB1 | Glass Bead Kit - 10 Series/70 Series/80 Series | | | | \$111 |
| GB2 | Glass Bead Kit - 40 Series/60 Series w/ EC2 endcap | | | | \$111 |
| GB3 | Glass Bead Kit - 20 Series (7-foot height) | | | | \$489 |
| GB4 | Glass Bead Kit - 21 Series (7-foot height) | | | | \$268 |
| GB5 | Glass Bead Kit - 50 Series (7-foot height) | | | | \$489 |
| GB6 | Glass Bead Kit - 51 Series (7-foot height) | | | | \$268 |
| GB7 | Glass Bead Kit - 20 Series (8-foot height) | | | | \$581 |
| GB8 | Glass Bead Kit - 21 Series (8-foot height) | | | | \$423 |
| GB9 | Glass Bead Kit - 50 Series (8-foot height) | | | | \$581 |
| GB10 | Glass Bead Kit - 51 Series (8-foot height) | | | | \$423 |
| GB11 | Glass Bead Kit - 20 Series (10-foot height) | | | | \$612 |
| GB12 | Glass Bead Kit - 21 Series (10-foot height) | | | | \$455 |
| GB13 | Glass Bead Kit - 50 Series (10-foot height) | | | | \$651 |
| GB14 | Glass Bead Kit - 51 Series (10-foot height) | | | | \$455 |
| GB16 | Glass Bead Kit - 30 Series | | | | \$111 |
| Shaft Extension Kits | | Price | | | |
| SE-2 | Shaft Extension Kit for Lever Trims for 2 - 2-1/2" thick door | | | | \$91 |
| SE-25 | Shaft Extension Kit for Lever Trims for 2-1/8 - 2-3/4" thick door | | | | \$91 |
| SE-3 | Shaft Extension Kit for Lever Trims for 2-5/8 - 3-1/4" thick door | | | | \$142 |
| SE-35 | Shaft Extension Kit for Lever Trims for 3-1/8 - 3-3/4" thick door | | | | \$142 |
| SE-4 | Shaft Extension Kit for Lever Trims for 3-5/8 - 4-1/4" thick door | | | | \$142 |
| SE-65 | Shaft Extension Kit for Lever Trims for 6 - 6-5/8" thick door | | | | \$142 |
| Throughbolt Mounting Plates | | Price | | | |
| TMP1 | Throughbolt Mounting Plate (Top only SVR Kit) | | | | \$57 |
| TMP2 | Throughbolt Mounting Plate (Top and bottom SVR Kit) | | | | \$81 |
| Endcaps | | Finish: | 630 | 605, 606, 611, 612, 613, 629, 693, 695 | |
| EC1 | Ramped Endcap Heavy Duty | | \$120 | | \$236 |
| EC2 | Flush Endcap | | \$112 | | \$173 |
| EC2FC | Flush Endcap with Flex Conduit Fitting | | \$152 | | \$152 |

| Flex Conduit Kits, Armored Loops and Power Transfers | | Finishes: | 605, 606, 611, 612, 613, 629, 630, 693, 695 |
|---|---|-----------|---|
| FC3EC1-630 | Flex Conduit Kit (3') includes conduit, ramped endcap and fittings | | \$380 |
| FC10EC1-630 | Flex Conduit Kit (10') includes conduit, ramped endcap and fittings | | \$440 |
| FC3EC2-630 | Flex Conduit Kit (3') includes conduit, flush endcap and fittings | | \$120 |
| FC10EC2-630 | Flex Conduit Kit (10') includes conduit, flush endcap and fittings | | \$200 |
| FC3EC1W-630 | Weatherized Flex Conduit Kit (3') includes conduit, ramped endcap and fittings | | \$460 |
| FC10EC1W-630 | Weatherized Flex Conduit Kit (10') includes conduit, ramped endcap and fittings | | \$560 |
| FC3EC2W-630 | Weatherized Flex Conduit Kit (3') includes conduit, flush endcap and fittings | | \$260 |
| FC10EC2W-630 | Weatherized Flex Conduit Kit (10') includes conduit, flush endcap and fittings | | \$360 |
| AL18 | Surface Mount Armor Loop - 18" (Aluminum Finish) | | \$184 |
| JB-R | Junction Box with Relay | | \$518 |
| PT-5 | Power Transfer | | \$230 |
| EWB8-626 | Electric Hinge | | \$551 |
| Delayed Egress Peel & Stick Door Signage Chart | | Price | |
| PUSH UNTIL ALARM SOUNDS - DOOR CAN BE OPENED IN XX SECONDS | | | |
| ECL-395 | English - 15 Second - Red (Std.) | | \$23 |
| ECL-395-1 | English - 30 Second - Red | | \$23 |
| ECL-395-2 | French/Canadian - 15 Second - Red | | \$23 |
| ECL-395-3 | French/Canadian - 30 Second - Red | | \$23 |
| ECL-395-4 | Spanish - 15 Second - Red | | \$23 |
| ECL-395-5 | Spanish - 30 Second - Red | | \$23 |
| ECL-395-6 | French - 15 Second - Green | | \$23 |
| ECL-395-7 | French - 30 Second - Green | | \$23 |
| ECL-395-8 | German - 15 Second - Green | | \$23 |
| ECL-395-9 | German - 30 Second - Green | | \$23 |
| ECL-395-10 | Chinese - 15 Second - Red | | \$23 |
| ECL-395-11 | Chinese - 30 Second - Red | | \$23 |
| ECL-395-12 | English European - 15 Second - Green | | \$23 |
| ECL-395-13 | English European - 30 Second - Green | | \$23 |
| Peel & Stick Door Sign | | Price | |
| PUSH TO OPEN - ALARM WILL SOUND | | | |
| 101802-1 | English - Green | | \$26 |
| 101802-2 | French - Green | | \$26 |
| 101802-3 | German - Green | | \$26 |
| 101802-4 | Chinese - Red | | \$26 |
| 101802-5 | Spanish - Red | | \$26 |
| 101802-6 | French/Canadian - Red | | \$26 |
| Delayed Egress Outdoor Signage Chart | | Price | |
| PUSH UNTIL ALARM SOUNDS - DOOR CAN BE OPENED IN 15/30 SECONDS | | | |
| 101906 | English - 15 Second (Metal Sign - Non-Adhesive) | | \$128 |
| 101906-1 | English - 30 Second (Metal Sign - Non-Adhesive) | | \$128 |

| MODEL NO. | DESCRIPTION | PRICE |
|-----------|--|---------|
| GTPLKIT | Gate Plate Kit - Includes Gate Latch Protector (GTPLGRD), Strike Latch Receiver Bracket (GTSTKBKT), Adjustable Gate Plate (GTPL) | \$1,245 |


| MODEL NO. | DESCRIPTION | PRICE |
|-----------|---|-------|
| GTPL | Adjustable Gate Plate - Fits Single Gates 32" - 52" wide Fits square or round gate frames Plate comes without mounting holes for device | \$901 |
| GTPL-5 | Adjustable Gate Plate - Fits Single Gates 60" wide Fits square or round gate frames Plate comes without mounting holes for device | \$901 |
| GTSTKBKT | Strike Latch Receiver Bracket | \$361 |
| GTPLGRD | Gate Latch Protector | \$190 |
| 03GS | Optional 03 function cylinder trim used on gates (Rim Cylinder sold separately) | \$184 |
| 08GS | Spacer for Wide Lever Trim | \$197 |
| 08GSN | Spacer for Narrow Lever Trim | \$197 |

All above parts available in black (specify -BLK - ex. GTPL-BLK) and gray (std.) finish
For rim applications (further fabrication to opening required for SVR applications)



EXIT DEVICE SOLD SEPARATELY

For more information, see Advantex weatherized exit devices



| Finishes | | |
|----------|------------|-------|
| Device | 628 (Std.) | 711 |
| V40 | \$626 | \$626 |
| V40xNS | \$690 | \$690 |

To order trim with exit device, specify exit device followed by trim (ex. V4002BN, V4002BNxNS). See pages 49-53 for trims.

V40 DEVICE COMES STANDARD WITH

- * 628 Aluminum Baseplate
- * Hex Dogging
- * 36" Device for 3-foot doors
- * 99 Surface Strike

V40xNS DEVICE COMES STANDARD WITH

- * 628 Aluminum Baseplate
- * Hex Dogging
- * 36" Device for 3-foot doors
- * 98 Semi-Mortise Strike
- * Extended extrusion



How To Orders

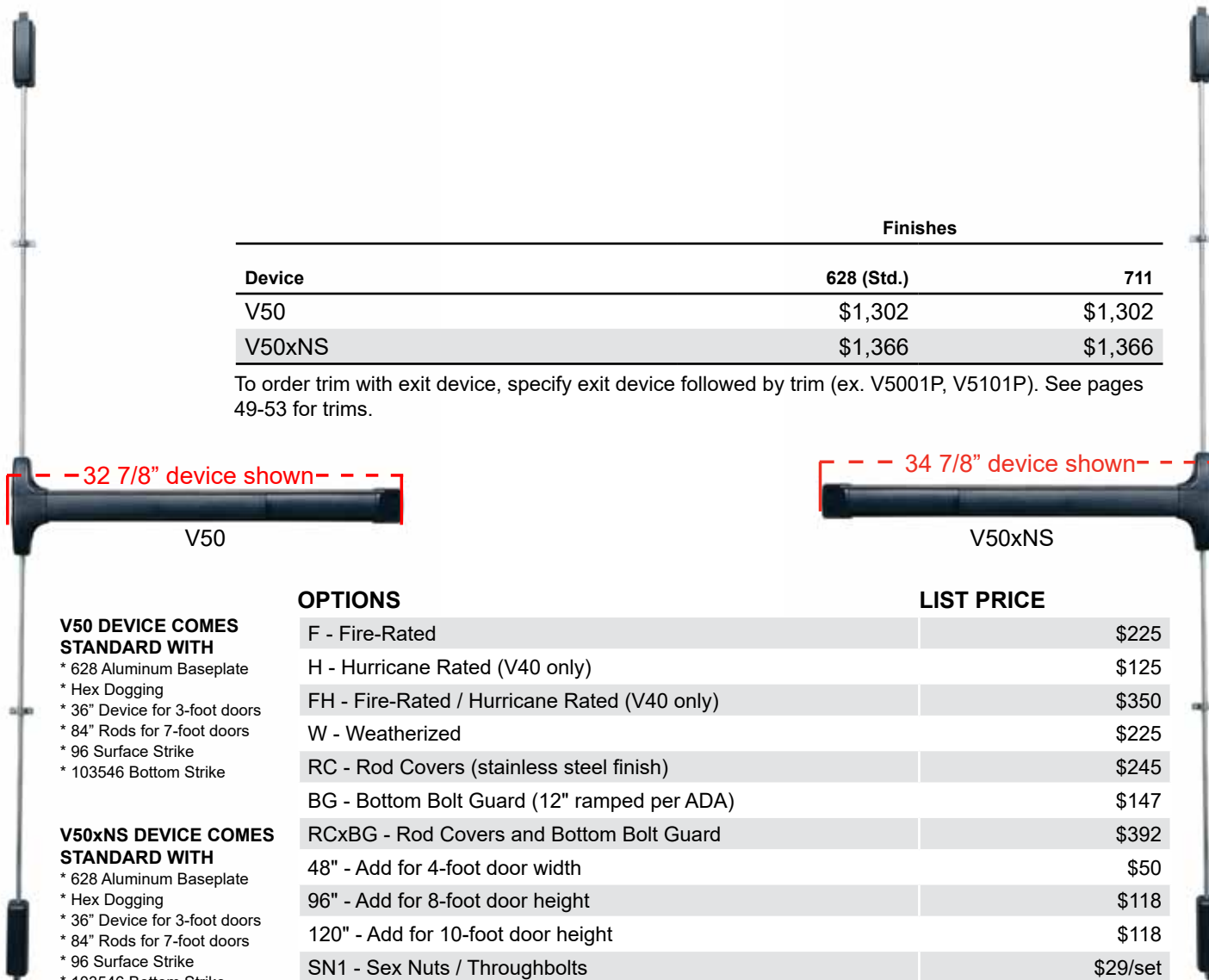
| OPTIONS | LIST PRICE |
|---|------------|
| F - Fire-Rated | \$225 |
| H - Hurricane Rated (V40 only) | \$125 |
| FH - Fire-Rated / Hurricane Rated (V40 only) | \$350 |
| W - Weatherized | \$225 |
| Custom Lengths (Specify size - min. 24", max 48") | \$160 |
| 48" - Add for 4-foot door width | \$50 |
| SN1 - Sex Nuts / Throughbolts -Device with trim requires 1 set -Device only requires 2 sets | \$29/set |
| KS - Keystop installed (alarm always armed when key removed) | \$11 |
| CD - Cylinder Dogging | N/C* |
| LD - Less Dogging | N/C* |
| 94 - Double Door Strike (V40 only) | N/C* |
| 98 - Semi-Mortise Strike (V40 only) | N/C* |

*No cost when ordered with device
NOTE - Cylinders not included. Products on this page can be ordered with cylinders (C65) or Interchangeable core housings (IC7) pre-installed at Detex prior to shipping (See page 94).

Pulls & Plates
Page 50

Lever Trims
Page 52

Electrified
Options
Page 56



| Finishes | | |
|----------|------------|---------|
| Device | 628 (Std.) | 711 |
| V50 | \$1,302 | \$1,302 |
| V50xNS | \$1,366 | \$1,366 |

To order trim with exit device, specify exit device followed by trim (ex. V5001P, V5101P). See pages 49-53 for trims.

V50 DEVICE COMES STANDARD WITH

- * 628 Aluminum Baseplate
- * Hex Dogging
- * 36" Device for 3-foot doors
- * 84" Rods for 7-foot doors
- * 96 Surface Strike
- * 103546 Bottom Strike

V50xNS DEVICE COMES STANDARD WITH

- * 628 Aluminum Baseplate
- * Hex Dogging
- * 36" Device for 3-foot doors
- * 84" Rods for 7-foot doors
- * 96 Surface Strike
- * 103546 Bottom Strike
- * Extended extrusion



How To Orders

OPTIONS

LIST PRICE

| | |
|---|----------|
| F - Fire-Rated | \$225 |
| H - Hurricane Rated (V40 only) | \$125 |
| FH - Fire-Rated / Hurricane Rated (V40 only) | \$350 |
| W - Weatherized | \$225 |
| RC - Rod Covers (stainless steel finish) | \$245 |
| BG - Bottom Bolt Guard (12" ramped per ADA) | \$147 |
| RCxBG - Rod Covers and Bottom Bolt Guard | \$392 |
| 48" - Add for 4-foot door width | \$50 |
| 96" - Add for 8-foot door height | \$118 |
| 120" - Add for 10-foot door height | \$118 |
| SN1 - Sex Nuts / Throughbolts -V50 Device with trim requires 3 sets -V50 Device only requires 4 sets -V50xNS Device with trim requires 3 sets -V50xNS Device only requires 4 sets | \$29/set |
| KS - Keystop installed (alarm always armed when key removed) | \$11 |
| CD - Cylinder Dogging | N/C* |
| LD - Less Dogging | N/C* |
| 96B - Dustproof Strike | \$70 |

*No cost when ordered with device

NOTE - Cylinders not included. Products on this page can be ordered with cylinders (C65) or Interchangeable core housings (IC7) pre-installed at Detex prior to shipping (See page 94).



Pulls & Plates
Page 50



Lever Trims
Page 52



Electrified
Options
Page 56



| Device | Finishes | |
|--------|------------|---------|
| | 628 (Std.) | 711 |
| V51 | \$1,302 | \$1,302 |
| V51xNS | \$1,366 | \$1,366 |

To order trim with exit device, specify exit device followed by trim (ex. V5101PN, V5101PNxNS). See pages 49-53 for trims.



V51



V51xNS

V51 DEVICE COMES
STANDARD WITH

- * 628 Aluminum Baseplate
- * Hex Dogging
- * 36" Device for 3-foot doors
- * 84" Rods for 7-foot doors
- * 96 Surface Strike

V51xNS DEVICE COMES
STANDARD WITH

- * 628 Aluminum Baseplate
- * Hex Dogging
- * 36" Device for 3-foot doors
- * 84" Rods for 7-foot doors
- * 96 Surface Strike
- * Extended extrusion



How To Orders

OPTIONS

LIST PRICE

| | |
|---|----------|
| F - Fire-Rated | \$225 |
| H - Hurricane Rated (V40 only) | \$125 |
| FH - Fire-Rated / Hurricane Rated (V40 only) | \$350 |
| W - Weatherized | \$225 |
| RC - Rod Covers (stainless steel finish) | \$245 |
| 48" - Add for 4-foot door width | \$50 |
| 96" - Add for 8-foot door height | \$118 |
| 120" - Add for 10-foot door height | \$118 |
| SN1 - Sex Nuts / Throughbolts -V51 Device with trim requires 2 sets -V51 Device only requires 3 sets -V51xNS Device with trim requires 2 sets -V51xNS Device only requires 3 sets | \$29/set |
| KS - Keystop installed (alarm always armed when key removed) | \$11 |
| CD - Cylinder Dogging | N/C* |
| LD - Less Dogging | N/C* |

*No cost when ordered with device

NOTE - Cylinders not included. Products on this page can be ordered with cylinders (C65) or Interchangeable core housings (IC7) pre-installed at Detex prior to shipping (See page 94).



Pulls & Plates
Page 50



Lever Trims
Page 52

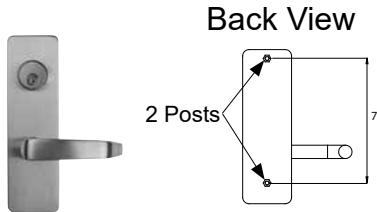


Electrified
Options
Page 56



How To Orders

ELECTRIC UNLOCK LEVER TRIM

| | Catalog Number | Function | Lever | Device Compatibility | Finishes | |
|---|----------------|--------------------------|-------|------------------------------|----------|---------|
| | | | | | 626 | 693 |
|  | EU2W* | Electric lock/ unlock | S | V40 Series V50/V51 Series | \$1,581 | \$1,596 |

Specify Fail Secure [FSE - std.] or Fail Safe [FSA] and specify handing - **not field reversible**)

* Mortise cylinder required (see page 94)

NOTE: Lever Trims are shipped RHR unless specified LHR


Also available 12VDC - Specify 12VDC


LS Lever Switch available - Add \$298








S Lever (Std.)

ELECTRONIC KEYPAD TRIM





| | Catalog Number | Device Compatibility | |
|---|----------------|--------------------------|---------|
| | | | |
|  | TS2000-RIM | V40 Series | \$1,635 |
| | TS2000-SVR | V50 Series V51 Series | \$1,908 |

| | Catalog Number | Function | Finishes | | | | | | |
|---|----------------|--------------------|----------|-------|-------|-------|-------|-------|-------|
| | | | Gray | | | | Brown | Black | |
| | | | 626 | 628 | 630 | 689 | 695 | 693 | 711 |
|  | 01P | Cover plate | N/A | \$142 | N/A | N/A | N/A | N/A | \$142 |
|  | 03P* | Key retracts latch | N/A | \$142 | N/A | N/A | N/A | N/A | \$142 |
|  | 02WP | Dummy pull (wire) | N/A | N/A | \$354 | N/A | N/A | N/A | N/A |
|  | 03WS* | Key retracts latch | \$247 | N/A | N/A | N/A | N/A | \$336 | N/A |
|  | 02A | Dummy pull | N/A | N/A | N/A | \$155 | \$155 | \$155 | N/A |
|  | 03A* | Key retracts latch | N/A | N/A | N/A | \$155 | \$155 | \$155 | N/A |

* Mortise cylinder required (see page 94)

| | Catalog Number | Function | Finishes | | | | | |
|---|----------------|--------------------|----------|-------|-------|-------|-------|-------|
| | | | Gray | | | Brown | Black | |
| | | | 628 | 630 | 689 | 695 | 693 | 711 |
|  | 01PN | Cover plate | \$142 | N/A | N/A | N/A | N/A | \$142 |
|  | 03PN* | Key retracts latch | \$142 | N/A | N/A | N/A | N/A | \$142 |
|  | 03CN* | Key retracts latch | N/A | \$500 | N/A | \$713 | \$713 | N/A |
|  | 02AN | Dummy pull | N/A | N/A | \$155 | \$155 | \$155 | N/A |
|  | 03AN* | Key retracts latch | N/A | N/A | \$155 | \$155 | \$155 | N/A |

* Mortise cylinder required (see page 94)

| | Catalog Number | Function | Lever | Device Compatibility | Finishes | |
|---|----------------|---|-------|---|----------|-------|
| | | | | | 689 | 693 |
|  | 02BN | Dummy lever | S | V40 V40xNS V50/V51 V50xNS/V51xNS | \$439 | \$439 |
|  | 08BN* | Key locks/unlocks outside lever | S | V40 V40xNS V50/V51 V50xNS/V51xNS | \$439 | \$439 |
|  | 09BN* | Lever trim active by key, locked when key removed | S | V40 V40xNS V50/V51 V50xNS/V51xNS | \$439 | \$439 |
|  | 14BN | Outside lever always active | S | V40 V40xNS V50/V51 V50xNS/V51xNS | \$439 | \$439 |





* Mortise cylinder required (see page 94)

Lever Switch (LS) - Add \$325



S Lever (Std.)

VANDAL RESISTANT TRIMS

| | Catalog Number | Function | Lever | Device Compatibility | Finishes | |
|---|----------------|---|-------|------------------------------|----------|-------|
| | | | | | 626 | 693 |
|  | 02D2W | Dummy lever | S | V40 Series V50/V51 Series | \$633 | \$689 |
|  | 08D2W* | Key locks/unlocks outside lever | S | V40 Series V50/V51 Series | \$755 | \$811 |
|  | 09D2W* | Lever trim active by key, locked when key removed | S | V40 Series V50/V51 Series | \$755 | \$811 |
|  | 14D2W | Outside lever always active | S | V40 Series V50/V51 Series | \$755 | \$811 |

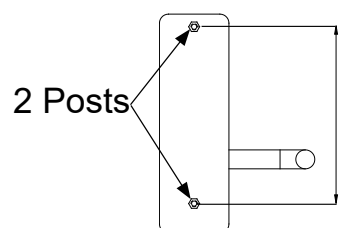
* Mortise cylinder required (see page 94)

Lever Switch (LS) - Add \$325



S Lever (Std.)

Back View



| BHMA Function | BHMA Definition | VALUE SERIES® | Manufacturer A Exit Devices | Manufacturer B Exit Devices | Manufacturer C Exit Devices |
|---------------|--|---------------|-----------------------------|-----------------------------|-----------------------------|
| 1 | Rim Exit Device | V40 | 22 | 2828 | 5100 |
| | Rim Exit Device - Weatherized | V40xW | No equal | No equal | No equal |
| 2 | Surface Vertical Rod Exit Device | V50 | 222 | 2727 | 5200 |
| | Surface Vertical Rod Exit Device - Weatherized | V50xW | No equal | No equal | No equal |
| | Surface Vertical Rod Exit Device - Top Rod Only | V51 | 2227LBR | No equal | 5200LBR |
| | Surface Vertical Rod Exit Device - Top Rod Only - Weatherized | V51xW | No equal | No equal | No equal |
| 4 | Narrow Stile Rim Exit Device | V40xNS | No equal | No equal | No equal |
| | Narrow Stile Rim Exit Device - Weatherized | V40xNSxW | No equal | No equal | No equal |
| 5 | Narrow Stile Surface Vertical Rod Exit Device | V50xNS | No equal | No equal | No equal |
| | Narrow Stile Surface Vertical Rod Exit Device - Weatherized | V50xNSxW | No equal | No equal | No equal |
| | Narrow Stile Surface Vertical Rod Exit Device - Top Rod Only | V51xNS | No equal | No equal | No equal |
| | Narrow Stile Surface Vertical Rod Exit Device - Top Rod Only - Weatherized | V51xNSxW | No equal | No equal | No equal |

TRIM CROSS REFERENCE CHART

Pulls & Plates

| | | | VALUE SERIES® | Manufacturer A Exit Devices | Manufacturer B Exit Devices | Manufacturer C Exit Devices |
|---------------|-------------------------|--|-----------------------|-----------------------------|-----------------------------|-----------------------------|
| BHMA Function | BHMA Definition | Description | Standard Value Series | 22 Series | 20 Series | 51 Series |
| 01 | Exit Only | Cover Plate | 01P 01PN | N/A | 802-GTB | 501 |
| 02 | Pull When Dogged | Dummy Pull | 02A 02AN | 230DT | Thumbpiece trims only | 702A |
| 02 | Pull When Dogged | Dummy Pull (Wire) | 02WP | N/A | N/A | N/A |
| 03 | Key Retracts Latch Bolt | Night Latch Pull | 03A 03AN | 230NL | Thumbpiece trims only | 703A |
| 03 | Key Retracts Latch Bolt | Night Latch Pull | 03P 03PN | 210NL | 814-HTB | 603 |
| 03 | Key Retracts Latch Bolt | Night Latch - Cylinder Only - Pull by others | 03WS | 110NL | N/A | N/A |

Lever Trims

| | | | VALUE SERIES® | Manufacturer A Exit Devices | Manufacturer B Exit Devices | Manufacturer C Exit Devices |
|---------------|--|-------------------------------------|-----------------------|-----------------------------|-----------------------------|-----------------------------|
| BHMA Function | BHMA Definition | Description | Standard Value Series | 22 Series | 20 Series | 51 Series |
| 08 | Key Locks/Unlocks Lever | Classroom Lever | 08BN | 230L | Rose trims only | 808A |
| 09 | Lever Active by Key; Locked when key removed | Night Latch Lever / Storeroom Lever | 09BN | N/A | Rose trims only | N/A |
| 14 | Lever Always Active | Passage Lever | 14BN | N/A | Rose trims only | 814A |
| EU | Electric Lock/Unlock | Fail Safe/Fail Secure | EU2W | N/A | N/A | N/A |

| Function | | Manufacturer A Exit Devices | Manufacturer B Exit Devices | Manufacturer C Exit Devices |
|--|--|--------------------------------|--------------------------------|--------------------------------|
| | Standard Advantex | Standard 22 Series | Standard 20 Series | Standard 5000 Series |
| Hardwired Exit Alarm | EA | ALK | No equal | RALW |
| Battery Powered Exit Alarm | EB | No equal | No equal | RALK |
| Weatherized Battery Powered Exit Alarm | EB W | No equal | No equal | WALW |
| Electric Dogging | ED | No equal | No equal | No equal |
| Electric Latch Retraction | ER EX Request to Exit Switch Included | No equal | No equal | No equal |
| Weatherized Electric Latch Retraction | ER EX W Request to Exit Switch Included | No equal | No equal | No equal |
| Electric Lock/Unlock Lever | EU2W | No equal | No equal | No equal |
| Delayed Egress | EE | No equal | No equal | No equal |
| Electric Integration | EI | No equal | No equal | No equal |
| Electric Switching | ES | RXxLX | No equal | No equal |
| Request to Exit Signaling | EX | RX | No equal | TS |
| Weatherized Request to Exit Signaling | EX W | No equal | No equal | WTS |
| Request to Exit Switching for High Current | EXV | No equal | No equal | No equal |
| Weatherized Request to Exit Switching for High Current | EXV W | No equal | No equal | No equal |

Exit Alarm (EA)

Price Add

Available on all non-weatherized VS Devices

\$526

Standard Package Includes:

- Switch monitors pushpad movement and triggers alarm
- Manual Key Arming standard or field-selectable 2-minute auto rearm
- Remote Alarm Relay output (std.) Common, Normally Open or Normally Closed Relay contacts
- Bypass Alarm Relay input (std.) Normally Open Relay Contacts
- Low-Battery Alert (std.), field-selectable option to remove backup battery / disable low-battery alert
- Cylinder Dogging (CD) standard or Less Dogging (LD - NOTE: Fire Rated devices come LD only)
- 120V to 12VAC Transformer and 9V Battery Backup
- Flexible 3' Conduit Loop and Endcap Connector
- Pushpad Signage "Push to Open Alarm Will Sound"

| Options | Price Add |
|---|-----------|
| KS - Keystop feature installed | \$11 |
| FC10 - 10' Flexible Conduit and fittings | \$117 |
| LD - Less Dogging | N/C |
| BLK - Black pushpad (includes peel & stick door signage "Emergency Exit Only Alarm Will Sound") | N/C |
| IN - 220V to 24VAC Transformer substituted for standard transformer | N/C |
| 277 - 277V to 24VAC Transformer substituted for standard transformer | \$53 |
| LBM - Latch Bolt Monitoring - V40 only (alarm triggered by dead latch) | \$55 |
| PT-5 - Power Transfer | \$230 |
| EW8-626 - Electric Hinge | \$551 |

Exit Alarm - Battery Powered (EB)

Price Add

Available on all non-weatherized VS Devices

\$252

Standard Package Includes:

- Switch monitors pushpad movement and triggers alarm
- Green & Red LED, cylinder arming, 9-volt battery and piezo horn
- Cylinder Dogging (CD) standard or Less Dogging (LD - NOTE: Fire Rated devices come LD only)
- Pushpad Signage "Push to Open Alarm Will Sound"

| Options | Price Add |
|---|-----------|
| KS - Keystop feature installed | \$11 |
| FC3 - 3' Flexible Conduit and fittings | \$64 |
| FC10 - 10' Flexible Conduit and fittings | \$117 |
| LD - Less Dogging | N/C |
| BLK - Black pushpad (includes peel & stick door signage "Emergency Exit Only Alarm Will Sound") | N/C |
| LBM - Latch Bolt Monitoring - V40 only (alarm triggered by dead latch) | \$55 |

Accessories

| | |
|---|-------|
| BE-961-1 - Battery Eliminator 9VDC Power Source | \$407 |
|---|-------|

MAP Policy Applies
See page 9

Weatherized Exit Alarm - Battery Powered (EB W)

Price Add

Available on all weatherized VS Devices - *Must specify weatherized option on exit device*

\$494

Standard Package Includes:

- Switch monitors pushpad movement and triggers alarm
- Manual Key Arming standard or field-selectable 2-minute auto rearm
- Remote Alarm Relay output (std.) Common, Normally Open or Normally Closed Relay contacts
- Bypass Alarm Relay input (std.) Normally Open Relay Contacts
- Low-Battery Alert (std.), field-selectable option to remove backup battery / disable low-battery alert
- Cylinder Dogging (CD) standard or Less Dogging (LD - NOTE: Fire Rated devices come LD only)
- 120V to 12VAC Transformer and 9V Battery Backup
- Flexible 3' Conduit Loop and Endcap Connector
- Pushpad Signage "Push to Open Alarm Will Sound"

Options

Price Add

| | |
|---|-------|
| KS - Keystop feature installed | \$11 |
| LD - Less Dogging | N/C |
| BLK - Black pushpad (includes peel & stick door signage "Emergency Exit Only Alarm Will Sound") | N/C |
| FC3W - Weatherized 3' Flexible Conduit and fittings | \$103 |
| FC10W - Weatherized 10' Flexible Conduit and fittings | \$236 |

Accessories

| | |
|---|---------|
| 106595-5 - Battery Eliminator 9VDC Power Source in NEMA Enclosure | \$2,225 |
|---|---------|

Electric Dogging (ED)

Price Add

Available on all non-weatherized VS Devices

\$717

Standard Package Includes:

- On-board switching requires initial manual pushpad depression after electric activation
- Long-term dogging
- Flexible 3' Conduit Loop and Endcap Connector

(NOTE: A 24V power supply or logic controller is required for ED but not included.)

(NOTE: Most applications with ED require a power switch - See page 105)

Options

Price Add

| | |
|--|-------|
| IN - 220V to 24VAC Transformer | N/C |
| EX - Request to Exit Switching (example ED EX) | \$212 |
| FC10 - 10' Flexible Conduit and fittings | \$117 |
| PT-5 - Power Transfer | \$230 |
| EWH8-626 - Electric Hinge | \$551 |

Accessories

| | |
|---|-------------|
| CS462 Keyswitch (For other keyswitch and push button options, see page 105) | \$280 |
| PP-5152-2 24VAC Transformer | \$127 |
| 24V Power Supply for filtered, regulated power and simplified fire loop connections | See page 68 |

Electric Latch Retraction with Request to Exit Switch (ER EX)

Price Add

Available on all non-weatherized VS Devices

\$1,544

Standard Package Includes

- Simultaneous latch and pushpad retraction
- Flexible 3' Conduit Loop and Endcap Connector
- Long-term dogging capability
- Request to Exit Switch

(NOTE: A Logic Controller and Power Supply is required for ER but not included in standard package)

| Options | Price Add |
|--|-----------|
| FC10 - 10' Flexible Conduit and fittings | \$117 |
| PT-5 - Power Transfer | \$230 |
| EWB8-626 - Electric Hinge | \$551 |

Accessories

| | |
|---|-------------|
| 81-800 Power Supply Controller for Latch Retraction - Single Door | See page 66 |
| 82-800 Power Supply Controller for Latch Retraction - Pairs of Doors Simultaneous | See page 66 |
| 83-800 Power Supply Controller for Latch Retraction - Pairs of Doors Independent | See page 66 |

Weatherized Electric Latch Retraction with Request to Exit Switch (ER EX W)

Price Add

*Available on all weatherized VS Devices - **Must specify weatherized option on exit device***

\$2,233

Standard Package Includes:

- Weatherized simultaneous latch and pushpad retraction
- Long-term dogging capability
- Request to Exit Switch
- Weatherized flexible 3' Conduit Loop and Endcap Connector

(NOTE: A Power Supply is required for ER but not included in standard package. If mounting outside, NEMA enclosure required)

| Options | Price Add |
|---|-----------|
| FC10W - Weatherized 10' Flexible Conduit and fittings | \$236 |

Accessories

| | |
|---|-------------|
| 81-800 Power Supply Controller for Latch Retraction - Single Door | See page 66 |
| 82-800 Power Supply Controller for Latch Retraction - Pairs of Doors Simultaneous | See page 66 |
| 83-800 Power Supply Controller for Latch Retraction - Pairs of Doors Independent | See page 66 |

Electric Switching (ES)

Price Add

Available on non-weatherized V40 Devices

\$234

Standard Package Includes:

- Switching monitors dead latch and outside trim input
- HD (Hex Dogging) standard or Less Dogging (LD - NOTE: Fire Rated devices come LD only)
- Black pushpad with peel & stick door signage "Push to Exit Alarm Will Sound"

(NOTE: A Logic Controller is required for ES but not included in standard package)

| Options | Price Add |
|--|-----------|
| KS - Keystop feature installed | \$11 |
| FC10 - 10' Flexible Conduit and fittings | \$117 |
| CD - Cylinder Dogging | N/C |
| LD - Less Dogging | N/C |
| RWE - Red pushpad with white signage (English) - other languages available | N/C |
| PT-5 - Power Transfer | \$230 |
| EWB8-626 - Electric Hinge | \$551 |

Delayed Egress (EE)

Price Add

Available on all non-weatherized VS Devices

\$2,294

Standard Package Includes:

- Switch monitors latch bolt and triggers alarm
- 15-second Delayed Egress with dead latch monitoring
- 15-second arming delay (AD) with extended bypass (alarm arms after door closes)
- 1-second nuisance delay
- Comes standard with 24V Filtered and Regulated Power Supply with simplified fire loop connections

(NOTE: Detex Power Supply required and included with standard EE Package, can power both devices for a pair of doors, specify V40 EExPS0 for second door)

- Remote Alarm Relay output (std.) Common, Normally Open or Normally Closed Relay contacts and Remote Reset
- Bypass Alarm Relay input (std.) Normally Open Relay Contacts
- Low-Battery Alert (std.), field-selectable option to remove backup battery / disable low-battery alert
- Cylinder Dogging (CD) standard or Less Dogging (LD - NOTE: Fire Rated devices come LD only)
- Delayed Egress Door Sign (ECL-395 English, 15 seconds, Red)
- Flexible 3' Conduit Loop and Endcap Connector
- Pushpad Signage "Push to Open Alarm Will Sound"

Options

Price Add

| | |
|---|----------------|
| KS - Keystop feature installed | \$11 |
| LD - Less Dogging | N/C |
| 30 - 30-Second Delayed Egress (example EE 30) | N/C |
| BLK - Black pushpad (includes peel & stick door signage "Emergency Exit Only Alarm Will Sound") | N/C |
| FC10 - 10' Flexible Conduit and fittings | \$117 |
| SA - Silent Arming | \$242 |
| PT-5 - Power Transfer | \$230 |
| EW8-626 - Electric Hinge | \$551 |
| L9 - Less Battery | \$11 |
| SI - Status Indicator | \$9 |
| L9xSI - Less Battery & Status Indicator | \$20 |
| PS0 - Less Power Supply | Subtract \$225 |

Delayed Egress With External Logic (EEX)

Price Add

Available on non-weatherized VS devices 36" and longer

\$1,214

Standard Package Includes:

- Hex dogging (CD & LD available)
- Fire and hurricane rated available
- Includes delay egress 15 second door sign

(NOTE: A Logic Controller is required but not included in standard package)

Options

Price Add

| | |
|-------------------------|-------------|
| 12-800 Logic Controller | See page 68 |
|-------------------------|-------------|

Delayed Egress With External Logic for Outdoor Use (EEX W)

Price Add

Available on weatherized VS devices 36" and longer - *Must specify weatherized option on exit device*

\$1,254

Standard Package Includes:

- Hex dogging (CD & LD available)
- Fire and hurricane rated available
- Includes delay egress 15 second door sign

(NOTE: A Logic Controller is required but not included in standard package)

Options

Price Add

| | |
|--|-------------|
| 106595-1 Logic Controller in NEMA enclosure for use outdoors | See page 68 |
|--|-------------|

Electric Integration (EI)

Price Add

Available on non-weatherized V40 Devices

\$275

Standard Package Includes:

- Switches to monitor dead latch and outside trim input
- Green and Red LED, cylinder arming and piezo horn (logic & power supply separate)
- Cylinder Dogging (CD) standard or Less Dogging (LD - NOTE: Fire Rated devices come LD only)
- Black pushpad with peel & stick door signage "Push To Exit Alarm Will Sound"

(NOTE: A Logic Controller is required for EI but not included in standard package)

| Options | Price Add |
|--|-----------|
| KS - Keystop feature installed | \$11 |
| LD - Less Dogging | N/C |
| RWE - Red pushpad with white signage (English) - other languages available | N/C |
| FC3 - 3' Flexible Conduit and fittings | \$64 |
| FC10 - 10' Flexible Conduit and fittings | \$117 |
| PT-5 - Power Transfer | \$230 |
| EWH8-626 - Electric Hinge | \$551 |

Accessories

10-800 or 11-800 - Logic Controller & Power Supply for Electric Integration

See page 68

Request to Exit Signaling (EX)

Price Add

Available on all non-weatherized VS Devices

\$212

Standard Package Includes:

- Switch monitors pushpad
- Hex Dogging (HD) standard or Less Dogging (LD - NOTE: Fire Rated devices come LD only)
- Black pushpad with peel & stick door signage "Push To Exit Alarm Will Sound"
- Flexible 3' Conduit Loop and Endcap Connector

| Options | Price Add |
|--|-----------|
| FC10 - 10' Flexible Conduit and fittings | \$117 |
| CD - Cylinder Dogging | N/C |
| LD - Less Dogging | N/C |
| RWE - Red pushpad with white signage (English) - other languages available | N/C |
| PT-5 - Power Transfer | \$230 |
| EWH8-626 - Electric Hinge | \$551 |

Weatherized Request to Exit Signaling (EX W)

Price Add

*Available on all weatherized VS Devices - **Must specify weatherized option on exit device***

\$82

Standard Package Includes:

- Weatherized Switch monitors pushpad
- Cylinder Dogging (CD) standard or Less Dogging (LD - NOTE: Fire Rated devices come LD only)
- Red pushpad wrap with White Signage (English) "Push To Exit Alarm Will Sound"
- Weatherized flexible 3' Conduit Loop and Endcap Connector

| Options | Price Add |
|--|-----------|
| FC10W - Weatherized 10' Flexible Conduit and fittings | \$236 |
| CD - Cylinder Dogging | N/C |
| LD - Less Dogging | N/C |
| Black pushpad with peel & stick door signage "Push To Exit Alarm Will Sound" | N/C |

Request to Exit Signaling for High Current (EXV)

Price Add

Available on all non-weatherized VS Devices

\$332

Standard Package Includes:

- 3-Amp Switch monitors pushpad
- Hex Dogging (HD) standard or Less Dogging (LD - NOTE: Fire Rated devices come LD only)
- Flexible 3' Conduit Loop and Endcap Connector

Options

Price Add

FC10 - 10' Flexible Conduit and fittings

\$117

CD - Cylinder Dogging

N/C

LD - Less Dogging

N/C

2 - Includes 2 High Current Switches (EXV2)

\$327

PT-5 - Power Transfer

\$230

EWH8-626 - Electric Hinge

\$551

Weatherized Request to Exit Signaling for High Current (EXV W)

Price Add

*Available on all weatherized VS Devices - **Must specify weatherized option on exit device***

\$180

Standard Package Includes:

- 3-Amp Switch monitors pushpad
- Hex Dogging (HD) standard or Less Dogging (LD - NOTE: Fire Rated devices come LD only)
- Flexible 3' Conduit Loop and Endcap Connector

Options

Price Add

FC10W - Weatherized 10' Flexible Conduit and fittings

\$123

CD - Cylinder Dogging

N/C

LD - Less Dogging

N/C

2 - Includes 2 High Current Switches (EXV2)


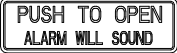


\$327

Black pushpad with peel & stick door signage "Push To Exit Alarm Will Sound"

N/C

| Electric Slide-In Filler Kits (For Service & Repair Parts - Contact Factory) | | | Price |
|--|--|---------------|-------|
| SIFV-EB | Exit Alarm 9VDC (Battery Powered) Includes pushpad monitoring | SIFV-EB-36" | \$345 |
| | | SIFV-EB-48" | \$361 |
| SIFV-EB-W | Weatherized Exit Alarm 9VDC (Battery Powered) Includes pushpad monitoring, remote signal & remote bypass | SIFV-EB-W-36" | \$908 |
| | | SIFV-EB-W-48" | \$924 |
| SIFV-EA | Exit Alarm 12VAC - 24VAC (Hardwired) Includes pushpad monitoring, remote signal & remote bypass | SIFV-EA-36" | \$622 |
| | | SIFV-EA-48" | \$638 |
| SIFV-EX | Request to Exit Switching Includes pushpad monitoring Specify Cylinder Dogging (CD), Less Dogging (LD) or Hex Dogging (HD) | SIFV-EX-36" | \$345 |
| | | SIFV-EX-48" | \$361 |
| SIFV-EX-W | Weatherized Request to Exit Switching Includes weatherized pushpad monitoring Specify Cylinder Dogging (CD), Less Dogging (LD) or Hex Dogging (HD) | SIFV-EX-W-36" | \$563 |
| | | SIFV-EX-W-48" | \$579 |
| HD-CD-LD Slide-In Filler Kits | | | Price |
| SIFV-LD | Less Dogging Slide-In Filler Kit | SIFV-LD-36" | \$32 |
| | | SIFV-LD-48" | \$39 |
| SIFV-HD | Hex Key Dogging Slide-In Filler Kit | SIFV-HD-36" | \$76 |
| | | SIFV-HD-48" | \$76 |
| SIFV-CD | Cylinder Dogging Slide-In Filler Kit | SIFV-CD-36" | \$76 |
| | | SIFV-CD-48" | \$76 |
| Shaft Extension | | | Price |
| SE-2 | Shaft Extension Kit for Lever Trims for 2 - 2-1/2" thick door | | \$91 |
| SE-25 | Shaft Extension Kit for Lever Trims for 2-1/8 - 2-5/8" thick door | | \$91 |
| SE-3 | Shaft Extension Kit for Lever Trims for 2-5/8 - 3-1/8" thick door | | \$142 |
| SE-35 | Shaft Extension Kit for Lever Trims for 3-1/8 - 3-5/8" thick door | | \$142 |
| SE-4 | Shaft Extension Kit for Lever Trims for 3-5/8 - 4-1/4" thick door | | \$142 |
| SE-65 | Shaft Extension Kit for Lever Trims for 6 - 6-5/8" thick door | | \$142 |

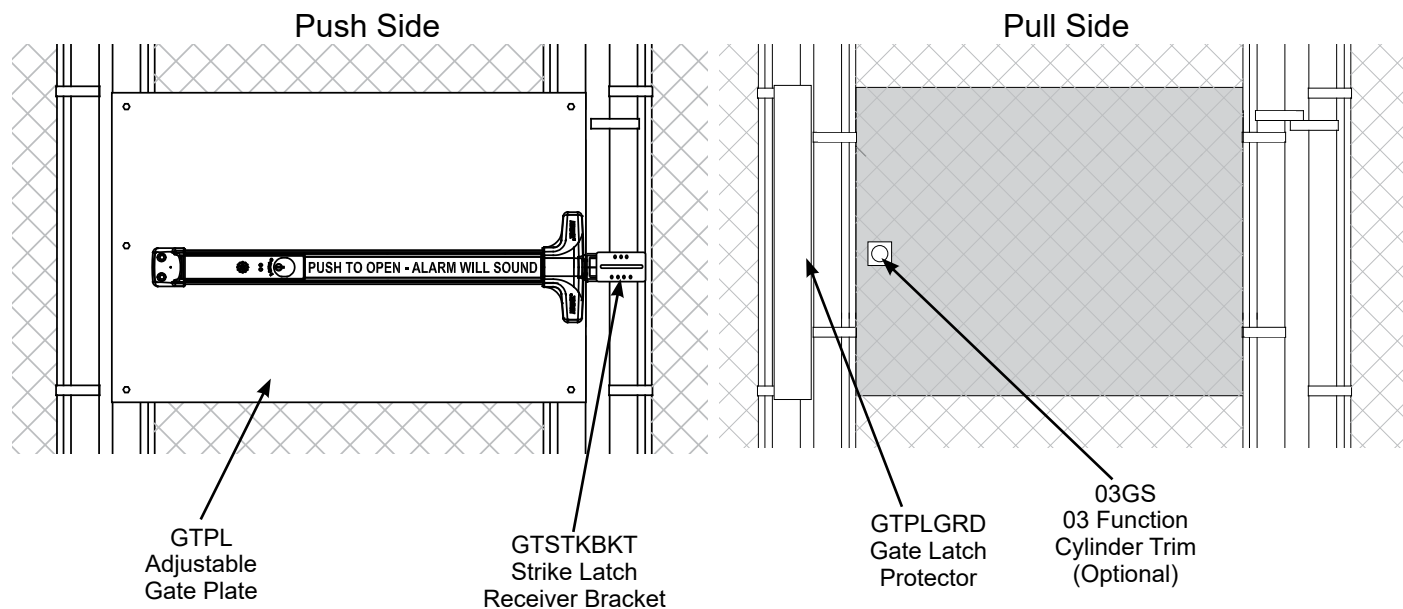
| Strike Kits | | Price |
|--|---|-------|
| 94 | Double Door Strike Kit with Tamper Resistant and Standard Fasteners (for V40 Series) | \$96 |
| 96 | Surface Non-Roller Strike (for V50/V51 Series) | \$50 |
| 96B | Dustproof Strike (for V50 Series) | \$70 |
| 98 | Semi-Mortise Strike (for V40 Series) | \$70 |
| 99 | Surface Strike (for V40 Series) | \$58 |
| SHK1 | Strike Hook Kit (1 per package) | \$29 |
| Hex Dogging Key | | Price |
| HDK | Hex Dogging Key | \$11 |
| Mounting Accessories | | Price |
| NSK | Narrow Stile Door Kit (Can work for V40 and V50) Converts Standard Value Series Device to fit 2" stile - Specify Device Finish: 628 or 711 | \$139 |
| NSK-SVR | Narrow Stile Door Kit For Surface Vertical Rods (Only works for V50) Converts Standard Value Series Device to fit 2" stile - Specify Device Finish: 628 or 711 | \$69 |
| SN1 | Sex Nut Kit 1/4"-20 (2 per pkg) - Specify Finish: 606, 613, 630 | \$29 |
| SSK3 | Torx® Security Screw Kit for Value Series - Includes security tip driver and tamper resistant fasteners | \$64 |
| Rod Covers and Bottom Bolt Guards | | Price |
| RC | Rod Covers | \$245 |
| BG | Bottom Bolt Guard | \$147 |
| RCxBG | Rod Covers and Bottom Bolt Guard | \$392 |
| Glass Bead Kit | | Price |
| GB5 | Glass Bead Kit - V50 Series (Used as 1/4" shim for flush doors with light kit moldings) | \$489 |
| GB15 | Glass Bead Kit - V40 Series (Used as 1/4" shim for flush doors with light kit moldings) | \$111 |
| Flexible Conduit Loop Kits, Armored Cable Kits and Power Transfers | | Price |
| FC3 | Flex Conduit Kit includes 3' conduit and fittings | \$64 |
| FC10 | Flex Conduit Kit includes 10' conduit and fittings | \$117 |
| FC3W | Weatherized Flex Conduit Kit includes 3' conduit, fittings and waterproof wire nuts | \$103 |
| FC10W | Weatherized Flex Conduit Kit includes 10' conduit, fittings and waterproof wire nuts | \$236 |
| AL18 | Surface Mount Flex Armor Loop, Aluminum Finish, 18" - Mounted to door and wall | \$184 |
| JB-R | Junction Box with Relay | \$518 |
| PT-5 | Power Transfer | \$230 |
| EW8-626 | Electric Hinge | \$551 |

| Delayed Egress Peel & Stick Door Signage Chart PUSH UNTIL ALARM SOUNDS - DOOR CAN BE OPENED IN XX SECONDS | |  | Price |
|---|---|--|-------|
| ECL-395 | English - 15 Second - Red (Std.) | | \$23 |
| ECL-395-1 | English - 30 Second - Red | | \$23 |
| ECL-395-2 | French/Canadian - 15 Second - Red | | \$23 |
| ECL-395-3 | French/Canadian - 30 Second - Red | | \$23 |
| ECL-395-4 | Spanish - 15 Second - Red | | \$23 |
| ECL-395-5 | Spanish - 30 Second - Red | | \$23 |
| ECL-395-6 | French - 15 Second - Green | | \$23 |
| ECL-395-7 | French - 30 Second - Green | | \$23 |
| ECL-395-8 | German - 15 Second - Green | | \$23 |
| ECL-395-9 | German - 30 Second - Green | | \$23 |
| ECL-395-10 | Chinese - 15 Second - Red | | \$23 |
| ECL-395-11 | Chinese - 30 Second - Red | | \$23 |
| ECL-395-12 | English European - 15 Second - Green | | \$23 |
| ECL-395-13 | English European - 30 Second - Green | | \$23 |
| Peel & Stick Door Sign PUSH TO OPEN - ALARM WILL SOUND | |  | Price |
| 101802-1 | English - Green | | \$26 |
| 101802-2 | French - Green | | \$26 |
| 101802-3 | German - Green | | \$26 |
| 101802-4 | Chinese - Red | | \$26 |
| 101802-5 | Spanish - Red | | \$26 |
| 101802-6 | French/Canadian - Red | | \$26 |
| Delayed Egress Outdoor Signage Chart PUSH UNTIL ALARM SOUNDS - DOOR CAN BE OPENED IN 15/30 SECONDS | |  | Price |
| 101906 | English - 15 Second (Metal Sign - Non-Adhesive) | | \$128 |
| 101906-1 | English - 30 Second (Metal Sign - Non-Adhesive) | | \$128 |
| Optional Value Series Pushpad Signage Chart PUSH TO OPEN - ALARM WILL SOUND | |  | Price |
| | | 36" | 48" |
| 105417-1 | Pushpad wrap kit - 3-foot Red, white lettering | \$128 | |
| 105417-2 | Pushpad wrap kit - 4-foot Red, white lettering | | \$128 |
| 105417-3 | Pushpad wrap kit - 3-foot Black, no lettering | \$128 | |
| 105417-4 | Pushpad wrap kit - 4-foot Black, no lettering | | \$128 |

| MODEL NO. | DESCRIPTION | PRICE |
|-----------|--|---------|
| GTPLKIT | Gate Plate Kit - Includes Gate Latch Protector (GTPLGRD), Strike Latch Receiver Bracket (GTSTKBKT), Adjustable Gate Plate (GTPL) | \$1,245 |

| MODEL NO. | DESCRIPTION | PRICE |
|-----------|---|-------|
| GTPL | Adjustable Gate Plate - Fits Single Gates 32" - 52" wide Fits square or round gate frames Plate comes without mounting holes for device | \$901 |
| GTSTKBKT | Strike Latch Receiver Bracket | \$361 |
| GTPLGRD | Gate Latch Protector | \$190 |
| 03GS | Optional 03 function cylinder trim used on gates (Rim Cylinder sold separately) | \$184 |
| 08GS | Spacer for Wide Lever Trim | \$197 |
| 08GSN | Spacer for Narrow Lever Trim | \$197 |

All above parts available in black (specify -BLK - ex. GTPL-BLK) and gray (std.) finish
For rim applications (further fabrication to opening required for SVR applications)




EXIT DEVICE SOLD SEPARATELY

For more information, see Value Series weatherized exit devices

POWER SUPPLIES *Replaces 80-800 and 90-800 Power Supplies*


For use with Delayed Egress (EE) and Access Control

|  | MODEL NO. | DESCRIPTION | PRICE |
|---|-----------|---|---------|
| | PS80 | 24VDC Power Supply - 2A continuous Includes separate 12V output module | \$1,036 |

* Cover lock and keys sold separately

POWER SUPPLY CONTROLLERS *Replaces 81-800, 82-800 and 83-800 Power Supply Controllers*

For use with Latch Retraction (ER)

|  | MODEL NO. | DESCRIPTION | PRICE |
|---|-----------|--|---------|
| | PS82 | Controller and Power Supply - 2A continuous For single door, simultaneous pairs of doors and independent pairs of doors Includes separate 12V output module | \$1,740 |


* Cover lock and keys sold separately

PS80 / PS82 OPTIONS AND ACCESSORIES

| | MODEL NO. | DESCRIPTION | PRICE |
|--|-----------|--|----------|
| | BB | Battery Backup Kit - Includes Battery Charging Circuit and 2 batteries | N/C |
| | L | Cover Lock and 2 keys | Add \$55 |
| | LT | Less Transformer *NOTE: Requires 24VAC input | N/C |



Series 800

POWER SUPPLY CONTROLLERS

| | MODEL NO. | DESCRIPTION | PRICE |
|---|-------------|---|------------------------|
|  | 81-800* | Controller and Power Supply - 1.0A continuous Powers and controls ER device for 1 door with signal output for 1 operator | \$1,540 |
| | 82-800* | Controller and Power Supply - 2.0A continuous Powers and controls ER device for 1 pair of doors with signal output for 1 operator | \$1,740 |
| | 83-800* | Controller and Power Supply - 2.0A continuous Powers and controls ER device for 2 independent doors with signal output for 2 operators | \$2,138 |
| | | NOTE: Battery Charging Circuit included on all above (Battery sold separately) | |
| | x220 M12 | Optional - 220VAC Input 12-Volt Module | Add \$165 Add \$213 |


* Cover lock and keys sold separately - See Series 800 Accessories (p. 69) to order.

POWER SUPPLIES

|  | MODEL NO. | DESCRIPTION | PRICE |
|---|----------------------|--|----------------------------|
| | 90-800 | 120VAC/24VDC Power Supply - 1.0A continuous Can be used with ED, EE, EM products | \$847 |
| | 90-800IN 90-800LT | Optional - 240VAC Input Less Transformer | Add \$126 Subtract \$27 |
|  | 80-800* | 12 or 24VDC Power Supply - 1.0A continuous Can be used with ED, EE, EM products NOTE: Battery Charging Circuit included (Battery sold separately) | \$1,036 |
| | x220 | Optional - 220VAC Input | Add \$165 |
| | M12 | 12-Volt Module | Add \$213 |

* Cover lock and keys sold separately - See Series 800 Accessories (p. 69) to order.

POWER SUPPLY CONTROLLERS

|  84-800 or 85-800 Also includes wire harness with wiring | MODEL NO. | DESCRIPTION | PRICE |
|--|-----------|--|---------|
| | 84-800 | Controller and Power Supply with Remote Indicating Unit - 1.0A continuous - Powers and controls EE ER device for 1 door with signal output for 1 operator | \$3,286 |
| | 85-800 | Controller and Power Supply with Remote Indicating Unit - Controller and Power Supply - 2.0A continuous Powers and controls EE ER device for 1 pair of doors with signal output for 1 operator | \$4,182 |

*** Standard defaults include:** 15-second Arming, 15-second Delayed Egress, English Signage (RWE), 3-chirp Arming, Door Signal Module (DSM), Gray Remote Indicating Unit (RIU), Surface mounting, Dummy Plug (not installed), Rearm using key or access control (Powers 2 EE ER Exit Devices - for 85-800 units only)

CONFIGURABLE OPTIONS - 84-800 / 85-800









| MODEL NO. | DESCRIPTION | PRICE |
|-----------|---|-----------|
| 8X-810 | 1-second Arming | N/C |
| 8X-803 | 30-second Delayed Egress | N/C |
| SA | Silent Arming | Add \$224 |
| M12 | 12VDC Module (Replaces DSM when ordering 85-800) | Add \$213 |
| BLK | Black Remote Indicating Unit (RIU) | Add \$136 |
| F | Flush Mounting | N/C |
| KS | Keystop | Add \$11 |
| SSK | Security Screws for RIU | Add \$27 |
| RKO | Rearm using Key only | Add \$273 |
| ER | Powers (1) EE ER and (1) ER Exit Device (for 85-800 units only) | Add \$273 |
| EE | Powers (1) EE ER and (1) EE Exit Device (for 85-800 units only) | Add \$273 |

Signage - Other languages available - contact factory



How To Orders

LOGIC CONTROLLERS

|  | MODEL NO. | DESCRIPTION | PRICE |
|---|------------|---|-----------|
| | 10-800* | Series 800 Controller - Stand-Alone 120VAC/24VDC System contains back box, transformer and Series 800 electronics | \$2,240 |
|  | 11-800* | Series 800 Controller - Stand-Alone 120VAC/24VDC System contains back box, upper back pan and flip-up insert, 24-point terminal strip, transformer and Series 800 electronics | \$2,539 |
| | 60-2RMF | Relay board (2) DPDT, 24VDC output relays, sequence or independent, wet or dry, field selectable - Includes 12VDC@150mA output tap. Used with Series 800 logic controllers, offers an integration solution to multi controls and single-point terminations. | Add \$636 |
| | 12-800 | Series 800 Controller - Stand-Alone 120VAC/24VDC System contains back box, upper back pan and flip-up insert, 24-point terminal strip, transformer and Series 800 electronics Prewired at factory and labeled with connections for use in delayed egress applications (single or pairs) No Delayed Egress (Specify 12-800) 15 second Delayed Egress with Remote Bypass (for 10 EX W) (Specify DE1) 15 second Delayed Egress (for V40 EX W) (Specify DE2) 15 second Delayed Egress with Remote Bypass (for 10 ER EX) (Specify DE3) 15 second Delayed Egress without Maglock (for WDE EasyKit) (Specify DE5) | \$2,656 |
|  | 106595-1 | For use on Single or Pairs of Delayed Egress System doors with weatherized controlled egress exit devices, labeled for use outdoor (106595-1 is supplied inside NEMA 4X enclosure and can be installed outdoors – attach conduit to bottom of NEMA 4X enclosure) | \$4,864 |
|  | 30-800* | Series 800 Controller - 120VAC/24VDC Surface Box - Zinc Plated System contains back box w/metal stand-off, lid and Series 800 electronics. Requires low-voltage remote source of power | \$1,731 |
|  | 31-800 | Series 800 Controller - 120VAC/24VDC Flat Mount Plate Requires low-voltage remote source of power | \$1,794 |
|  | 40-800* | Series 800 Controller - 120VAC/24VDC Surface Box - Black System contains back box, upper back pan and flip-up insert with Series 800 electronics. Requires low-voltage remote source of power | \$1,941 |
|  | 41-800* ** | Series 800 Controller - 120VAC/24VDC Surface Box - Black Without Flip-up insert unit. Requires low-voltage remote source of power | \$1,883 |
|  | 50-800 | Circuit Board - 24VAC/24VDC - Comes with 5 stand-offs, requires non-conductive support studs for proper installation | \$1,883 |

*Cover lock and keys not included - See Controller & Power Supply Accessories (p. 69) to order lock

** This application is generally used for integrated applications that require additional splice chamber room or for the pass-through of cable, wire or circuit boards associated with low voltage systems. Preparation of upper back pan and flip-up portion of insert to suit other manufacturers components is available. For custom applications, please call for quotation.


CONTROLLER OPTIONS

| MODEL NO. | DESCRIPTION | PRICE |
|-----------|---|---------------|
| LT | Less Transformer Available for all Logic Controllers | Subtract \$50 |

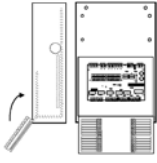
CONTROLLER & POWER SUPPLY OPTIONS

| MODEL NO. | DESCRIPTION | PRICE |
|-----------|--|-----------|
| L | Cover Lock with 2 Keys | Add \$55 |
| T | Tamper Proof Sensor | Add \$55 |
| TL | Tamper Proof Sensor and Cover Lock with 2 Keys | Add \$110 |
| K1 | Relay | Add \$36 |

POWER SUPPLY ACCESSORIES

| | MODEL NO. | DESCRIPTION | PRICE |
|---|-----------|---|-----------|
|  | 70-12B | Battery 12VDC 4AH | \$169 |
| | 70-24B | Battery 24VDC 4AH 2 batteries provided Includes linking cable (Battery Box not Included) | \$318 |
| | M12 | 12 Volt Module | Add \$213 |
| Signage sold separately - See ECL-395 (p. 64) and EA-561 (p. 102) | | | |

CONTROLLER ACCESSORIES

| | MODEL NO. | DESCRIPTION | PRICE |
|---|---|---|-------|
|  | 60-06 | Folding Insert Tray Add this to 10-800 Controller to provide space for digital timer or door call module | \$316 |
| | Signage sold separately - See ECL-395 (p. 64) and EA-561 (p. 102) | | |



| Standard Mullions | PRICE |
|---|---------|
| 90KRx7 - Keyed Removable Mullion - 7-foot | \$1,217 |
| 90KRx8 - Keyed Removable Mullion - 8-foot | \$1,217 |
| 90KRx10 - Keyed Removable Mullion - 10-foot | \$1,377 |
| Fire Rated Mullions | |
| F90KRx7 - Fire Rated Keyed Removable Mullion - 7-foot | \$1,377 |
| F90KRx8 - Fire Rated Keyed Removable Mullion - 8-foot | \$1,537 |

Shipped less rim cylinder - Rim Cylinder available at additional cost (see p. 94)

NOTE: Fire Rated Listing allows field location of strike. Detex Fire Rated Mullion can be strike-prepped in the field.

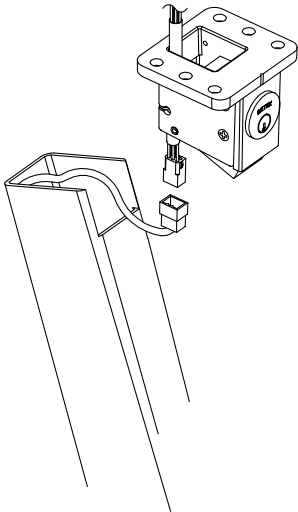
Detex Fire Rated Mullion can be used with other manufacturers' exit devices that are fire rated for pairs of doors with a mullion.

ELECTRIFIED KEYED REMOVABLE MULLIONS



| Electrified Mullions | PRICE |
|--|---------|
| 90KREx7 - Electrified Keyed Removable Mullion - 7-foot | \$1,481 |
| 90KREx8 - Electrified Keyed Removable Mullion - 8-foot | \$1,481 |
| 90KREx10 - Electrified Keyed Removable Mullion - 10-foot | \$1,641 |

Shipped less rim cylinder - Rim Cylinder available at additional cost (see p. 94)





| Removable Mullions | PRICE |
|---|--------------|
| 90Rx7 - Removable Mullion (Not Keyed) - 7-foot | \$1,130 |
| 90Rx8 - Removable Mullion (Not Keyed) - 8-foot | \$1,130 |
| Fire-Rated Removable Mullions | |
| F90Rx7 - Fire Rated Removable Mullion (Not Keyed) - 7-foot | \$1,290 |
| F90Rx8 - Fire Rated Removable Mullion (Not Keyed) - 8-foot | \$1,290 |
| Hurricane Rated Mullions | |
| H90Rx7 - Hurricane Rated Removable Mullion (Not Keyed) - 7-foot | \$1,599 |
| H90Rx8 - Hurricane Rated Removable Mullion (Not Keyed) - 8-foot | \$1,599 |
| Fire and Hurricane Rated Mullions | |
| FH90Rx7 - Fire and Hurricane Rated Removable Mullion (Not Keyed) - 7-foot | \$1,649 |
| FH90Rx8 - Fire and Hurricane Rated Removable Mullion (Not Keyed) - 8-foot | \$1,649 |

AO19 SERIES®

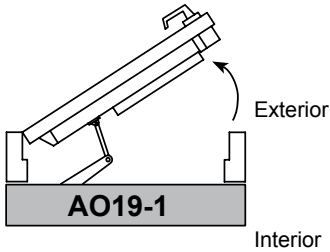
Automatic Operator

Select from list below and fax to 800-653-3839

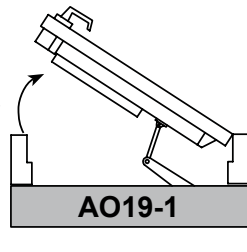
NOTE: Operator always mounted inside of building
Viewed from mounting side of door

- Single Door ☐ 39.5" ☐ Right Hand ☐ Push ☐ AL
Qty _____ ☐ 45.5" ☐ Left Hand ☐ Push 11" + reveal ☐ BZ
☐ 52" ☐ Pull Max reveal on a pull 2.5"

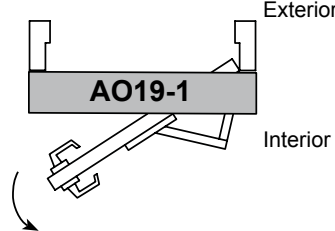
LH Push



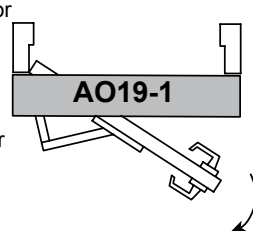
RH Push



LH Pull

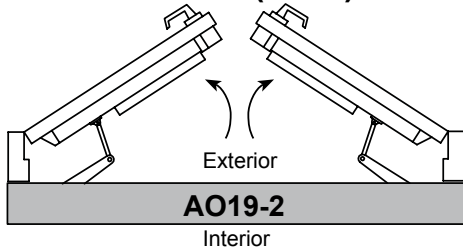


RH Pull

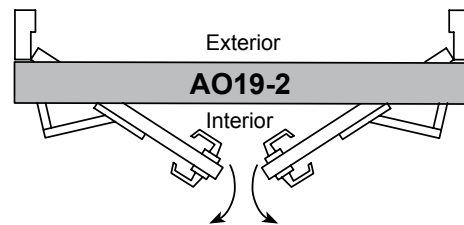


- Double Door (Twin) ☐ 75.5" ☐ Push ☐ AL ☐ Simultaneous
Qty _____ ☐ 92" ☐ Push deep (11" reveal) ☐ BZ ☐ Independent
☐ 100" ☐ Pull Max reveal on a pull 2.5"

Double Door (Twin) Push

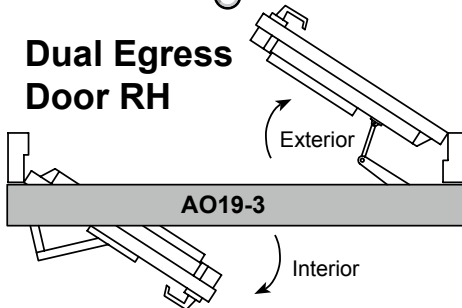


Double Door (Twin) Pull

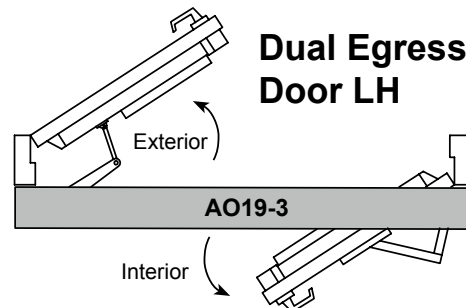


- Double Egress (Dual) Door ☐ 75.5" ☐ Right Hand ☐ AL ☐ Simultaneous
Qty _____ ☐ 92" ☐ Left Hand ☐ BZ ☐ Independent
☐ 100"


Dual Egress Door RH



Dual Egress Door LH



Distributor: _____ Date: _____
Ph # _____ Email: _____ PO # _____
Comments: _____
Model # _____ x (length) _____ x (push/pull/dual) _____ x (AL/BZ) _____



| Model Number | Description | Finish | |
|----------------|-----------------------------|-------------|--------------|
| | | Clear (xAL) | Bronze (xBZ) |
| AO19-1xLH Push | Single Door Left Hand Push | \$5,880 | \$5,880 |
| AO19-1xRH Push | Single Door Right Hand Push | \$5,880 | \$5,880 |
| AO19-1xLH Pull | Single Door Left Hand Pull | \$5,880 | \$5,880 |
| AO19-1xRH Pull | Single Door Right Hand Pull | \$5,880 | \$5,880 |

**AO19-1 DEVICE COMES
STANDARD WITH**

- * AL - Clear Finish
- * 39.5" Device for 3-foot doors

OPTIONS

LIST PRICE

| | |
|--|-----------------|
| 45.5" device for 42" doors | N/C |
| 52" device for 48" doors | N/C |
| Custom lengths 26-52" | Add \$160 |
| Special lengths shorter than 26" | Contact Factory |
| Special lengths longer than 52" | Contact Factory |
| DEEP - required for doors with reveals over 11" (push type only) | Add \$90 |
| FLAT - substitute flat arm (provides 1-3/4" of additional headroom at top of door) | Add \$90 |



| Model Number | Description | Finish | |
|--------------|------------------|-------------|--------------|
| | | Clear (xAL) | Bronze (xBZ) |
| AO19-2 Push | Double Door Push | \$11,101 | \$11,101 |
| AO19-2 Pull | Double Door Pull | \$11,101 | \$11,101 |

OPTIONS

LIST PRICE

AO19-2 DEVICE COMES
STANDARD WITH
* AL - Clear Finish
* 75.5" Device for pairs of
3-foot doors

| | |
|--|-----------------|
| 92" device for pairs of 44" doors | N/C |
| 100" device for pairs of 48" doors | N/C |
| Custom lengths 60-100" | Add \$160 |
| Special lengths shorter than 60" | Contact Factory |
| Special lengths longer than 100" | Contact Factory |
| DEEP - required for doors with reveals over 11" (push type only) | Add \$177 |
| FLAT - substitute flat arm (provides 1-3/4" of additional headroom at top of door) | Add \$177 |
| Independent - allows each door to operate independetly | Add \$90 |



| Model Number | Description | Finish | |
|--------------|---------------------------------------|-------------|--------------|
| | | Clear (xAL) | Bronze (xBZ) |
| AO19-3xRH | Double Egress Doors - RH Push/RH Pull | \$11,101 | \$11,101 |
| AO19-3xLH | Double Egress Doors - LH Push/LH Pull | \$11,101 | \$11,101 |

AO19-3 DEVICE COMES STANDARD WITH

* AL - Clear Finish

* 75.5" Device for pairs of
3-foot doors



OPTIONS

LIST PRICE


| | |
|--|-----------------|
| 92" device for pairs of 44" doors | N/C |
| 100" device for pairs of 48" doors | N/C |
| Custom lengths 60-100" | Add \$160 |
| Special lengths shorter than 60" | Contact Factory |
| Special lengths longer than 100" | Contact Factory |
| DEEP - required for doors with reveals over 11" (push type only) | Add \$177 |
| FLAT - substitute flat arm (provides 1-3/4" of additional headroom at top of door) | Add \$177 |
| Independent - allows each door to operate independently | Add \$90 |

NOTES

Single Door Kits


|  | Part No. | Description | Price |
|---|------------|---|-------|
| | 104792-HSS | <u>4-1/2" Square Button Wireless Single Door Kit</u> - Includes (2) 4-1/2" Square HSS-Detex Pushplate Switch (104755) (2) Wall-Mount Boxes / Transmitter (104753) (1) Multi-Mode Receiver (104752) | \$868 |
|  | 104791-2 | <u>4-1/2" Square Button Hardwired Single Door Kit</u> - Includes (2) 4-1/2" Square HSS-Detex Pushplate Switch (104755) (2) 4-1/2" Square Low-Profile Mounting Box (104738-1020) | \$710 |

Jamb Mount Kits

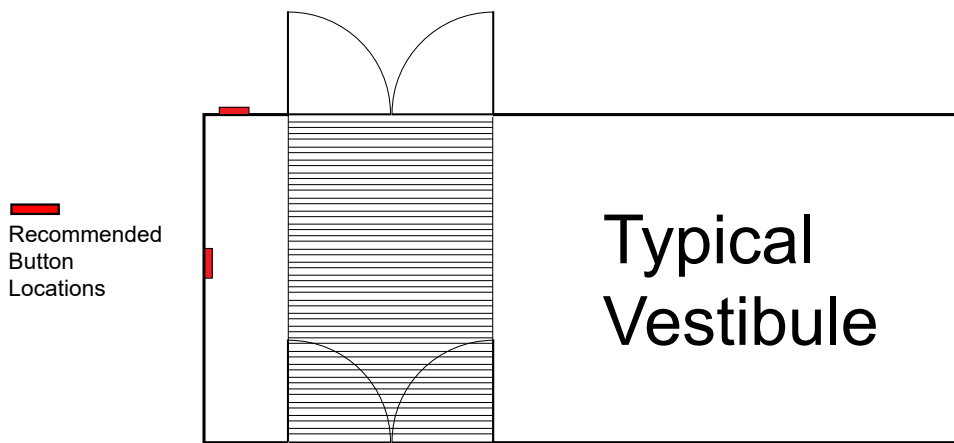
|  | Part Number | Qty. | Description | Price |
|---|-------------|-------|--|-------|
| | 104741-HSS | 1 kit | <u>Jamb Button Wireless Single Door Kit</u> - Includes (2) Jamb Pushplate Switch (104739-HSS) (2) Jamb-Mount Box with Transmitter (104753-J) (1) Multi-Mode Receiver (104752) | \$993 |

For other pushplate switch options, see website



Vestibule Door Kits

|  | Part Number | Qty. | Description | Price |
|--|-------------|-------|---|---------|
| | 104786-HSS | 1 kit | <u>4-1/2" Square Button Wireless Vestibule Kit</u> - Includes (2) 4-1/2" Square Pushplate Switch (104755-HSS) (2) Wall-Mount Box with Transmitter (104753) (1) Double Vestibule Pushplate Switch (104744-HSS) (1) Dual Vestibule Button Box / Transmitter (104753-V) (2) Multi-Mode Receiver (104752) | \$1,810 |
| | 105388-HSS | 1 kit | <u>4-1/2" Square Button Wireless Vestibule Sequencing Kit</u> - Includes (2) 4-1/2" Square Pushplate Switch (104755-HSS) (2) Wall-Mount Box/Sequencing Transmitter (104753-STX) (1) Double Vestibule Pushplate Switch (104744-HSS) (1) Dual Vestibule Button Box / Transmitter (104753-V) (2) Multi-Mode Receiver (104752) | \$2,009 |
| | 105387-HSS | 1 kit | <u>4-1/2" Square Button Wired Vestibule Kit</u> - Includes (2) 4-1/2" Square Pushplate Switch (104755-HSS) (1) Double Vestibule Pushplate Switch (104744-HSS) (2) Low-Profile Mounting Box (104738-1020) (1) Dual Vestibule Button Box (104738-1015) | \$1,108 |

For other pushplate switch options, see website



Touchless Kits

|  | PART NO. | DESCRIPTION | PRICE |
|---|----------------|--|---------|
| | NXG-KIT | 4-1/2" Square Touchless Button Wireless Single Door Kit - Includes (2) 4-1/2" Square Wireless Touchless Switch (NXG-SW) (1) Coordinator (NXG-SCOR) | \$2,069 |
|  | PART NO. | DESCRIPTION | PRICE |
| | NXG-2Wire-IR-A | 4-1/2" Square Touchless Button Single Door Kit - Includes (2) 4-1/2" Square Hardwired Touchless Switch, 4-wire (NG-IR-A) (1) Control Module (NXG-2Wire-Module) | \$1,699 |

Hardwired Touchless

| PART NO. | DESCRIPTION | PRICE |
|------------------|--|-------|
| NXG-IR-A | 4-1/2" Square Hardwired Touchless Switch, 4-wire | \$609 |
| NXG-2Wire-Module | Control Module for NXG-IR-A, For upgrading existing hardwired system to touchless (1 module per operator required) | \$330 |



Wireless Touchless

| PART NO. | DESCRIPTION | PRICE |
|----------|--|-------|
| NXG-SW | 4-1/2" Infrared Wireless Touchless Activation Switch | \$698 |
| NXG-SCOR | Wireless Touchless Coordinator | \$513 |


Touchless Service & Repair

| PART NO. | DESCRIPTION | PRICE |
|----------|---------------------------------|-------|
| NXG-FP | NXG-IR-A Replacement Face Plate | \$109 |

Post Kits

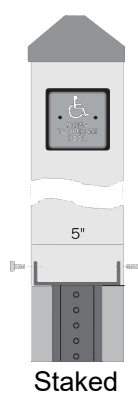
|  | PART NO. | QTY. | DESCRIPTION | PRICE |
|--|-----------------------------------|-------|--|---------|
| | 104788-1 Aluminum Concealed | 1 kit | <u>Single Button Wireless Post Kit</u> - Kit includes items & quantities for activation on one side of opening: (1) 4-1/2" Square Pushplate Switch (104755) (1) Post Transmitter (104753-P) (1) Single Button Post, Aluminum (105380-1) | \$1,917 |
|  | PART NO. | QTY. | DESCRIPTION | PRICE |
| | 104788-2 Bronze Concealed | 1 kit | <u>Single Button Wireless Post Kit</u> - Kit includes items & quantities for activation on one side of opening: (1) 4-1/2" Square Pushplate Switch (104755) (1) Post Transmitter (104753-P) (1) Single Button Post, Bronze (105380-2) | \$1,917 |

Post Packages




|  | PART NO. | QTY. | DESCRIPTION | PRICE |
|---|---------------------------------|-------------|---|----------------------------------|
| | 104755 104753-P 105396-X* | 2 1 1 | <u>Double Button Wireless Post Package</u> - Package illustrates items & quantities required for activation on one side of opening: 4-1/2" Square Pushplate Switch Post Transmitter Double Button Post | 2 @ \$234 ea \$259 \$2,022 |

* Select post type and finish (See next page for more information)

| Transmitters | | Price |
|---|--|---------|
| 104737-1 | Handheld Remote Transmitter with 1 Button for one operator | \$216 |
| 104737-2 | Handheld Remote Transmitter with 2 Buttons for two operators | \$248 |
| 104753 | Clearpath Square 4-1/2" Wall Mount Transmitter | \$259 |
| 104753-J | Clearpath Jamb-Mount Transmitter | \$259 |
| 104753-P | Clearpath Post Transmitter (Transmitter only) | \$259 |
| 104753-V | Clearpath Dual Vestibule Transmitter | \$415 |
| 104753-STX | Clearpath Square 4-1/2" Sequencing Transmitter | \$309 |
| 104753-STX-J | Clearpath Jamb-Mount Sequencing Transmitter | \$370 |
| 104753-STX-P | Clearpath Sequencing Post Transmitter (Transmitter Only) | \$343 |
| Receivers | | Price |
| 104752 | Clearpath Multi-Mode Receiver | \$263 |
| 104752-RXM | Clearpath Multi-Mode Receiver w/RXM | \$349 |
| Boxes | | Price |
| 104738-1010 | Low Profile Jamb Box - 1 Box | \$102 |
| 104738-1035 | Surface Mounting Jamb Box 2" deep | \$125 |
| 104738-1015 | Surface Mounting Box 4-1/2" Square | \$102 |
| 104738-1020 | Surface Mounting Low Profile Box 4-1/2" Square | \$125 |
| Posts (Requires 4-1/2" Square Pushplate Switch) | | Price |
| 105380-1 | Post - Aluminum Concealed (1 Pushplate switch required) | \$1,365 |
| 105380-2 | Post - Bronze Concealed (1 Pushplate switch required) | \$1,365 |
| 105380-3 | Post - Aluminum Staked (1 Pushplate switch required) | \$1,365 |
| 105380-4 | Post - Bronze Staked (1 Pushplate switch required) | \$1,365 |
| 105380-5 | Post - Aluminum Exposed (1 Pushplate switch required) | \$1,365 |
| 105380-6 | Post - Bronze Exposed (1 Pushplate switch required) | \$1,365 |
| 105396-1 | Post - Aluminum Concealed (2 Pushplate switches required) | \$2,022 |
| 105396-2 | Post - Bronze Concealed (2 Pushplate switches required) | \$2,022 |
| 105396-5 | Post - Aluminum Exposed (2 Pushplate switches required) | \$2,022 |
| 105396-6 | Post - Bronze Exposed (2 Pushplate switches required) | \$2,022 |



Pushplate Switches

| | PART NO. | DESCRIPTION | PRICE |
|---|------------|--|-------|
|  | 104755 | Includes: Pushplate Switch only Pushplate Switch 4-1/2" Square Detex Logo | \$234 |
|  | 104739-HSS | Includes: Pushplate Switch only Jamb Pushplate Switch 59J-HSS | \$205 |
|  | 104744-HSS | Includes: Double Pushplate Switch (1) Vestibule Pushplate Switch 59V-HSS | \$421 |



| Keyswitches - Includes Keyswitch (1) and Pushplate Switch (1) | | Price |
|---|---|---------|
| CS4730-HSS | Cylinder Keyswitch SPST Momentary HSS | \$614 |
| CS4740-HSS | Cylinder Keyswitch DPDT Maintained HSS | \$555 |
| Miscellaneous | | Price |
| 104790 | Safety Presence Sensor (DH400) | \$1,024 |
| 105395-1 | SafePath SSS-5M1 Door-Mounted Safety Sensor | \$1,391 |
| 105375-1 | Rain Cover for DH Series | \$128 |
| 105378-1 | Safety Beam Surface Mount | \$406 |
| 104758-1 | Microwave Motion Sensor (Microstar) | \$802 |
| 104787 | Door Safety Decal English | \$40 |
| 104787-1 | Door Safety Decal English/Spanish | \$66 |
| 104747 | Universal Time Delay Module (TDM) | \$301 |
| 104746 | Infrared Motion Detector (DH100) | \$1,055 |
| DTX-LMB-DATA | Interface Module (for use with BEA BodyGuard Presence Sensor) | \$786 |
| Service & Repair | | Price |
| 104798-1 | 3-Point Push Arm Assembly AL | \$318 |
| 104798-2 | 3-Point Push Arm Assembly BZ | \$501 |
| 104797-1 | Parallel Arm Pull Assembly AL | \$888 |
| 104797-2 | Parallel Arm Pull Assembly BZ | \$1,054 |
| 104796-1 | Motor / Gearbox LH Push | \$2,281 |
| 104796-2 | Motor / Gearbox LH Pull | \$2,281 |
| 104796-3 | Motor / Gearbox RH Push | \$2,281 |
| 104796-4 | Motor / Gearbox RH Pull | \$2,281 |
| 104708 | Microswitch Harness | \$125 |
| 104794 | 3-Position Switch & Wire | \$136 |
| 105421 | Universal Controller (UDC 1000) | \$1,368 |
| 105423 | Cable ISP Synchronization | \$221 |
| 106912-1 | Kit 120VAC Line Filter 8-foot | \$147 |
| 106912-2 | Kit 120VAC Line Filter 4-foot | \$123 |
| 106912-3 | Kit 120VAC Line Filter 2-foot | \$123 |
| 105412 | Push - Motor Gearbox Rebuild Kit | \$790 |
| 105412-1 | Pull - Motor Gearbox Rebuild Kit | \$559 |
| 105433 | S&R AO19 Clock Spring Replacement Kit | \$416 |

NOTES

ECL-230D SERIES




Meets ADA
Requirements


|  <p>Metal Photoluminescent Plate</p> | MODEL NO. | DESCRIPTION | PRICE |
|--|--|---|-------|
| | ECL-230D | UL-Listed Panic Hardware Exit Control Lock | \$563 |
|  <p>Metal Photoluminescent Plate</p> <p>NOTE: ECL-230D-PH for use on doors that require Panic Hardware</p> | ECL-230D-PH | UL-Listed Panic Hardware Standard Exit Control Lock w/Long Bar 36" to 48" Door Width | \$649 |
| | <p>Supplied with: 9-volt battery, cover lock, 2 keys, ECL-437 & ECL-439 Keepers Available in Gray or Black English paddle bar plate (ECL-8220 w/ECL-230D or ECL-2109 w/ECL-230D-PH) Rim cylinder required (see p. 94) Foreign language paddle bar plates available (see p. 87)</p> | | |




MAP Policy Applies
See page 9

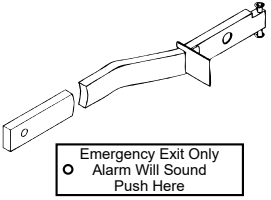
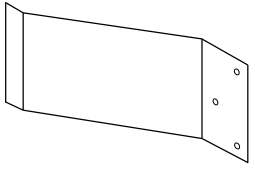
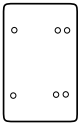
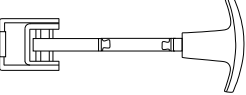
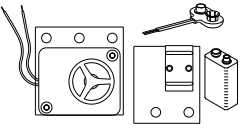
ECL-600 FIRE RATED HARDWARE


|  <p>Metal Photoluminescent Plate</p> | MODEL NO. | DESCRIPTION | PRICE |
|---|-----------|---|---------|
| | ECL-600 | Warnock Hersey-Listed Fire Exit Hardware w/Long Bar 36" to 48" Door Width | \$1,064 |
| <p>3-Hour Listing - Single Door to 4' x 8' - Double Doors to 8' x 8' Supplied with: 9-volt battery, cover lock, 2 keys Available in Gray or Black Keeper & strike kit English paddle bar plate - ECL-2109 Shipped less control cylinders Rim cylinder required (see p. 94) Foreign language paddle bar plates available - additional cost (see p. 87)</p> | | | |

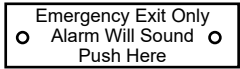
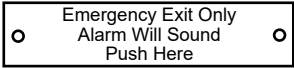
ECL-620 Outside Lever Trim for ECL-600

|  | MODEL NO. | DESCRIPTION | PRICE |
|---|-----------|--|-------|
| | ECL-620 | Outside Lever Trim Lever retracts latch bolt only Rim Cylinder operates deadbolt Finish: Black only Field Reversible | \$504 |

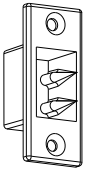
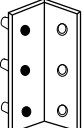
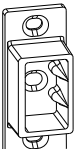
|  | MODEL NO. | DESCRIPTION | PRICE |
|---|-------------|--|-------|
| | PP-5572 | Replacement Cover Lock & 2 Keys | \$19 |
|  | ECL-405-X | Cover Lock Key X = specify Key # 11-20 | \$8 |
|  | ECL-405-KIT | Set of all Cover Lock Keys Includes key numbers 11 through 20 | \$29 |

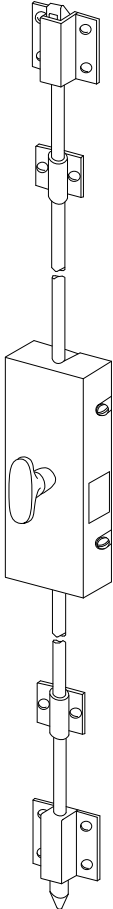
|  | MODEL NO. | DESCRIPTION | PRICE |
|---|-----------|--|-------|
| | ECL-2105K | Field Conversion Kit For 36" to 48" Door Width with metal Photoluminescent plate | \$127 |
|  | ECL-436K | Bar Guard Kit (For use with Standard ECL-230D) | \$41 |
| | ECL-2100K | Bar Guard Kit (For use with ECL-230D-PH & ECL-600) | \$104 |
|  | ECL-475K | Decorative Back Plate Kit | \$105 |
|  | ECL-498K | Outside Pull and Warning Sign (Not for use on Fire Rated Doors) | \$245 |
|  | ECL-2111K | 6V-to-9V Conversion Kit (For use with ECL-230D and ECL-230C models only) | \$102 |

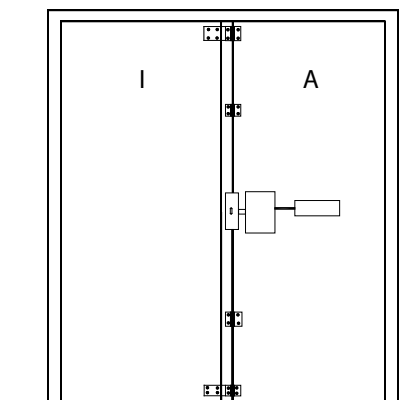
|  | MODEL NO. | DESCRIPTION | PRICE |
|--|-----------|--|-------|
| | DDH-2250 | Double Door Holder (ECL-230 Series and V40 Series) | \$230 |

|  (Metal Photoluminescent Plate) | ECL-230D | | |
|--|---------------------------------------|-----------------------|------|
| | Metal Exit Bar Plates Specify: | | |
| | ECL-8220 | English (Red) | \$32 |
| | ECL-8220-1 | English (Green) | \$32 |
| | ECL-8220-6 | Chinese (Red) | \$32 |
| | ECL-8220-7 | French Canadian (Red) | \$32 |
| | ECL-8220-8 | Spanish (Red) | \$32 |
| | ECL-8220-9 | Chinese (Green) | \$32 |
|  (Metal Photoluminescent Plate) | ECL-230D-PH and ECL-600 | | |
| | Metal Exit Bar Plates Specify: | | |
| | ECL-2109 | English (Red) | \$43 |
| | ECL-2109-1 | English (Green) | \$95 |
| | 106687-1 | French Canadian (Red) | \$95 |
| | 106687-2 | Chinese (Red) | \$95 |
| | 106687-3 | Chinese (Green) | \$95 |

Keeper and Strike Kits - ECL-230D

|  | MODEL NO. | DESCRIPTION | PRICE |
|---|------------------------|---|-------|
| | ECL-439K | Mortise Strike Plate Kit | \$85 |
|  | ECL-435K | Adjustable Surface Keeper "L" & "Z" bracket for double door applications | \$35 |
|  | ECL-437K | Adjustable Surface (standard) | \$85 |
| | All Strikes Non-Handed | | |

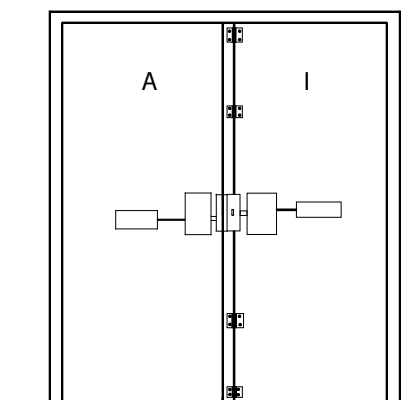
|  | MODEL NO. | DESCRIPTION | PRICE |
|--|---|------------------------------------|---------|
| | VRA-143 (B) 84" Standard | For doors up to 84" | \$791 |
| | VRA-143 (C) 84" Standard | For doors up to 84" | \$834 |
| | VRA-143 (D) 84" Standard | For doors up to 84" | \$2,033 |
| | Installation Type B | Special Heights over 84" to 96" | \$959 |
| | Installation Type C | | \$1,027 |
| | Installation Type D | | \$1,892 |
| | Installation Type B | Over 96" | \$1,043 |
| | ECL-230D Exit Control Lock device sold separately. Specify actual door opening height up to 120". Specify type of installation to be made - B, C, or D. NOTE: VRA-143B can also be used for a single door application to provide 2-point latching. | | |



B

Application: Active Leaf Opens Both Doors

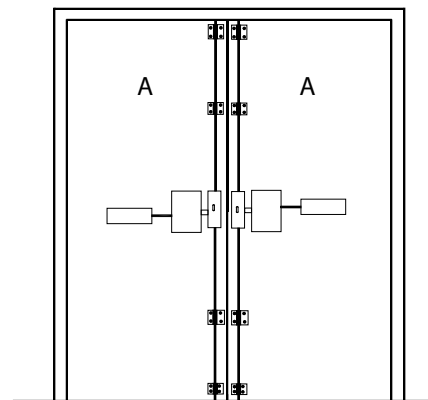
Includes one Vertical Rod Assembly for active leaf and two overlapping plates for inactive leaf



C

Application: Active leaf opens first; Inactive leaf remains locked until ECL-230D is activated

Includes one Vertical Rod Assembly for inactive leaf





D

Application: Each Leaf Independent

Includes two Vertical Rod Assemblies, one for each leaf



|  Photoluminescent Push Plate Sign Hurricane Rating Available UL-Listed Panic Hardware | MODEL NO. | DESCRIPTION | PRICE |
|--|--|---|---------|
| | ECL-230X | Single-Point Deadbolt only Exit Control Lock | \$1,160 |
| | ECL-230X-W |  Single-Point Deadbolt only Weatherized Exit Control Lock | \$1,503 |
| | Supplied with: 9-volt battery; Optional 9VDC Power Supply see BE-961 (p. 103) Fits 36" - 48" Door (Standard) Available in Gray (Standard) English Push Plate Sign (RWE Standard) or Spanish Push Plate Sign (RWS Option) Other languages available - Call Factory Shipped less rim cylinder - Rim cylinder available at additional cost (see below) | | |

OPTIONS - ECL-230X

| MODEL NO. | DESCRIPTION | PRICE |
|-------------------|---|------------------------------------|
| H | Hurricane Rated Comes standard with SN1 (Sex Nut Kit) | Add \$325 |
| DX1 DX2 DX3 | Adds one hinge-side locking point with mounting hardware Adds two hinge-side locking points with mounting hardware Adds three hinge-side locking points with mounting hardware DX Bolts available in Gray (Std.) or Black - Specify Finish | Add \$79 Add \$142 Add \$197 |
| 30" | Fits 30" wide Door | Add \$118 |
| RC65 IC7R | Rim Cylinder, Schlage "C" Keyway with 2 keys Installed in Lock and / or Trim Interchangeable Core Rim Cylinder Housing, Small Format Installed in Lock and / or Trim (Core not Included) | Add \$125 |
| IP | Inside Pull | Add \$66 |
| DDSK | Double Door Strike Kit | Add \$125 |
| CL SS CL-SS | Cover Lock & 2 Keys (Installed) Security Screws Cover Lock & Security Screws | Add \$20 Add \$35 Add \$55 |
| SN1 | Sex Nut Kit (included with Hurricane Rated) (4 kits required) | Add \$29 (per kit) |
| RK | ECL-230D Retrofit Kit (Endcap plate and lock-body plate) | Add \$59 |


NOTE: All cylinders are keyed different. Keyed alike is available upon request.



ECL-230X-TD / ECL-230X-TB SERIES

Alarmed Deadbolt Panic Hardware

2-Point Locks



|  <p>ECL-230X-TB</p> <p>ECL-230X-TD</p> <p>Photoluminescent Push Plate Sign</p> <p>UL-Listed Panic Hardware</p> | MODEL NO. | DESCRIPTION | PRICE |
|---|---------------|---|---------|
| | ECL-230X-TD | 2-Point Top Bolt and Deadbolt Exit Control Lock | \$1,858 |
| | ECL-230X-TB | 2-Point Top and Bottom Bolt Exit Control Lock (Cover Lock standard on TB configuration) | \$2,013 |
| | ECL-230X-W-TD | 2-Point Top Bolt and Deadbolt / Weatherized Exit Control Lock | \$2,201 |
| | ECL-230X-W-TB | 2-Point Top and Bottom Bolt / Weatherized Exit Control Lock (Cover Lock standard on TB configuration) | \$2,356 |
| <p>Supplied with: 9-volt battery; Optional 9VDC Power Supply see BE-961 (p. 103)</p> <p>Fits 36" - 48" Door (Standard)</p> <p>Available in Gray (Standard)</p> <p>English Push Plate Sign (RWE Standard) or</p> <p>Spanish Push Plate Sign (RWS Option) Other languages available - Call Factory</p> <p>Shipped less rim cylinder - Rim cylinder available at additional cost (see below)</p> | | | |

OPTIONS - ECL-230X-TD / ECL-230X-TB

| MODEL NO. | DESCRIPTION | PRICE |
|-----------|--|--------------------|
| DX1 | Adds one hinge-side locking point with mounting hardware | Add \$79 |
| DX2 | Adds two hinge-side locking points with mounting hardware | Add \$142 |
| DX3 | Adds three hinge-side locking points with mounting hardware | Add \$197 |
| | DX Bolts available in Gray (Std.) or Black - Specify Finish | |
| 30" | Fits 30" wide Door | Add \$118 |
| RC65 | Rim Cylinder, Schlage "C" Keyway with 2 keys | |
| | Installed in Lock and / or Trim | |
| IC7R | Interchangeable Core Rim Cylinder Housing, Small Format | Add \$125 |
| | Installed in Lock and / or Trim (Core not Included) | |
| 84" | Fits 6'8" to 7' Door | N/C |
| 96" | Fits 7' to 8' Door | Add \$118 |
| 120" | Fits 8' to 10' Door | Add \$118 |
| RC | Rod Covers | Add \$288 |
| BG | Bottom Bolt Guard | Add \$173 |
| RC-BG | Rod Covers & Bottom Bolt Guard | Add \$461 |
| IP | Inside Pull | Add \$66 |
| DDSK | Double Door Strike Kit | Add \$125 |
| 96B | Dustproof Strike | Add \$70 |
| 96B-DDSK | Dustproof Strike & Double Door Strike | Add \$195 |
| CL | Cover Lock & 2 Keys (Installed) (Standard on TB configuration - N/C) | Add \$20 |
| SS | Security Screws | Add \$35 |
| CL-SS | Cover Lock & Security Screws | Add \$55 |
| SN1 | Sex Nut Kit (TD requires 5 kits, TB requires 6 kits) | Add \$29 (per kit) |
| RK | ECL-230D Retrofit Kit (Endcap plate and lock-body plate) | Add \$59 |

NOTE: All cylinders are keyed different. Keyed alike is available upon request.




|  <p>Photoluminescent Push Plate Sign</p> <p>Hurricane Rating Available</p> <p>UL-Listed Panic Hardware</p> | MODEL NO. | DESCRIPTION | PRICE |
|--|--|--|---------|
| | ECL-230X-TDB | 3-Point Top Bolt, Deadbolt and Bottom Bolt Exit Control Lock | \$2,248 |
| | ECL-230X-W-TDB  | 3-Point Top Bolt, Deadbolt and Bottom Bolt Weatherized Exit Control Lock | \$2,591 |
| | Supplied with: 9-volt battery; Optional 9VDC Power Supply see BE-961 (p. 103) Fits 36" - 48" Door (Standard) Available in Gray (Standard) English Push Plate Sign (RWE Standard) or Spanish Push Plate Sign (RWS Option) Other languages available - Call Factory Shipped less rim cylinder - Rim cylinder available at additional cost (see below) | | |

OPTIONS - ECL-230X-TDB


| MODEL NO. | DESCRIPTION | PRICE |
|-------------------------|---|-------------------------------------|
| H | Hurricane Rated Comes standard with SN1 (Sex Nut Kit) | Add \$325 |
| DX1 DX2 DX3 | Adds one hinge-side locking point with mounting hardware Adds two hinge-side locking points with mounting hardware Adds three hinge-side locking points with mounting hardware DX Bolts available in Gray (Std.) or Black - Specify Finish | Add \$79 Add \$142 Add \$197 |
| 30" | Fits 30" wide Door | Add \$118 |
| RC65 IC7R | Rim Cylinder, Schlage "C" Keyway with 2 keys Installed in Lock and / or Trim Interchangeable Core Rim Cylinder Housing, Small Format Installed in Lock and / or Trim (Core not Included) | Add \$125 |
| 84" 96" 120" | Fits 6'8" to 7' Door Fits 7' to 8' Door Fits 8' to 10' Door | N/C Add \$118 Add \$118 |
| RC BG RC-BG | Rod Covers Bottom Bolt Guard Rod Covers & Bottom Bolt Guard | Add \$288 Add \$173 Add \$461 |
| IP | Inside Pull | Add \$66 |
| DDSK 96B 96B-DDSK | Double Door Strike Kit Dustproof Strike Dustproof Strike & Double Door Strike | Add \$125 Add \$70 Add \$195 |
| CL SS CL-SS | Cover Lock & 2 Keys (Installed) Security Screws Cover Lock & Security Screws | Add \$20 Add \$35 Add \$55 |
| SN1 | Sex Nut Kit (included with Hurricane Rated) (6 kits required) | Add \$29 (per kit) |
| RK | ECL-230D Retrofit Kit (Endcap plate and lock-body plate) | Add \$59 |

NOTE: All cylinders are keyed different. Keyed alike is available upon request.

ECL-230X Trim

|  | MODEL NO. | DESCRIPTION | PRICE |
|---|-----------|------------------------|-------|
| | 03T | Trim Plate with OKC | \$269 |
|  | 01T | Trim Plate without OKC | \$269 |
|  | 03PP | Pull Plate with OKC | \$269 |
|  | 01PP | Pull Plate without OKC | \$269 |

DX Bolts

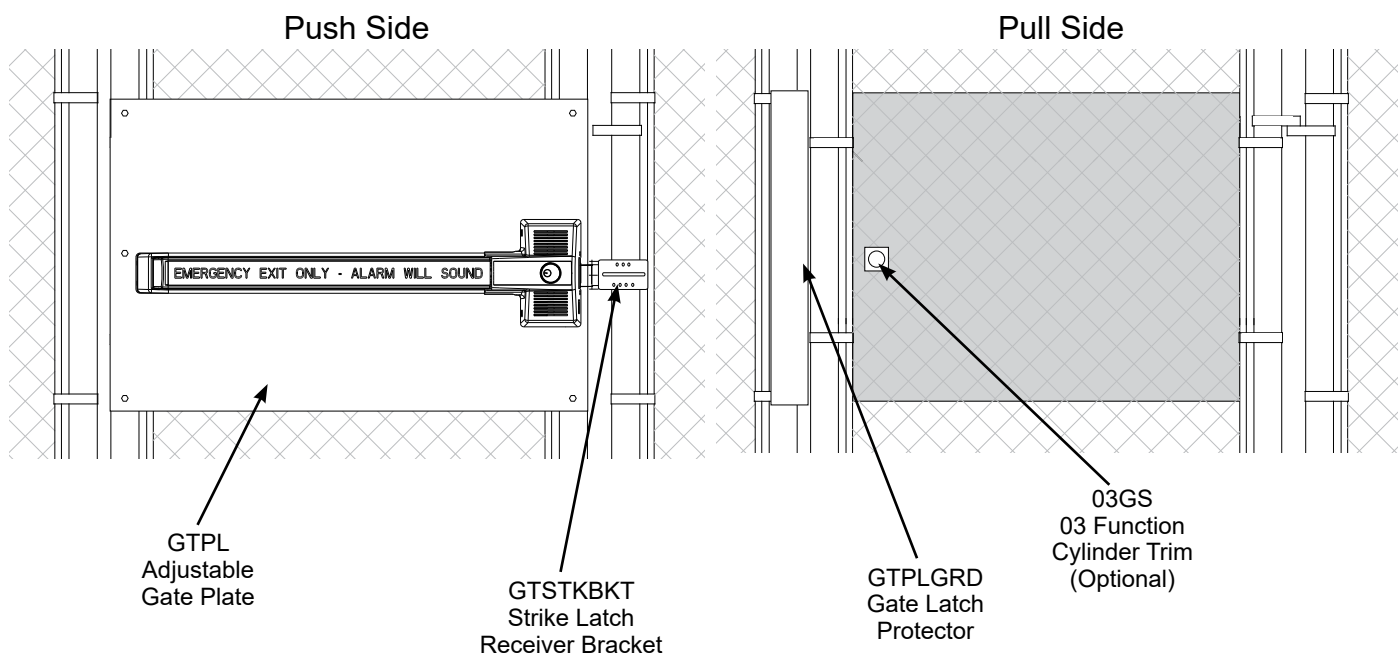
|  | MODEL NO. | DESCRIPTION | PRICE | |
|---|-----------|---|-------|-------|
| | | | Gray | Black |
| | DX1 | 1 Bolt and Throughbolt Mounting Hardware Available in Gray (Std.) or Black - Specify Finish | \$79 | \$201 |
| | DX2 | 2 Bolts and Throughbolt Mounting Hardware Available in Gray (Std.) or Black - Specify Finish | \$142 | \$320 |
| | DX3 | 3 Bolts and Throughbolt Mounting Hardware Available in Gray (Std.) or Black - Specify Finish | \$197 | \$440 |

| MODEL NO. | DESCRIPTION | PRICE |
|-----------|--|---------|
| GTPL230X | Gate Plate Kit - Includes Gate Latch Protector (GTPLGRD), Strike Latch Receiver Bracket (GTSTKBKT), Adapter Plate (104345), Adjustable Gate Plate (GTPL) | \$1,245 |

| MODEL NO. | DESCRIPTION | PRICE |
|-----------|---|-------|
| GTPL | Adjustable Gate Plate - Fits Single Gates 32" - 52" wide Fits square or round gate frames Plate comes without mounting holes for device | \$901 |
| GTSTKBKT | Strike Latch Receiver Bracket | \$361 |
| 104345 | Adapter Plate for 230X Strike | \$127 |
| GTPLGRD | Gate Latch Protector | \$190 |
| 03GS | Optional 03 function cylinder trim used on gates (Rim Cylinder sold separately) | \$184 |

All above parts available in black (specify BLK) and gray (std.) finish

For ECL-230X-W applications (further fabrication to opening required for 230X-W-TB, 230X-W-TD, 230X-W-TDB)



EXIT DEVICE SOLD SEPARATELY


For more information, see Exit Control Locks weatherized exit devices

Cylinders and Accessories

| MODEL NO. | DESCRIPTION | | PRICE |
|--|---|----------------------------------|-------|
| <div>RC65 (Also known as ECL-445K)</div>  | Rim Cylinder, Schlage "C" Keyway with 2 keys | Cylinder only | \$63 |
| | | Pre-Installed at factory | \$126 |
| <div>MC65</div>  | Mortise Cylinder, Schlage "C" Keyway, 626 Brushed Chrome Finish with 2 keys | Cylinder only | \$63 |
| | | Pre-Installed at factory | \$126 |
| <div>IC7</div>  | SFIC Interchangeable Core Mortise Cylinder Housing, Small Format (Core not included) | Cylinder only | \$63 |
| | | Pre-Installed at factory | \$126 |
| <div>IC7R</div>  | SFIC Interchangeable Core Rim Cylinder Housing, Small Format (Core not included) | Cylinder only | \$63 |
| | | Pre-Installed at factory | \$126 |
| ECL-470 | Extra key for RC65 or MC65 (Specify Key #) | | \$22 |
| ECL-1595 | Standard Cylinder Collars for use with ECL-230 Series & ECL-620 | | \$14 |
| CCS | Short Cylinder Collar (7/16") accommodates most 5-pin and 6-pin mortise cylinders | 606, 612, 626, 630 Finishes | \$50 |
| | | 605, 613, 629, 693, 695 Finishes | \$72 |
| CCL | Long Cylinder Collar (11/16") for most 7-pin and 6- and 7-pin interchangeable core cylinders, Brushed Chrome Finish | 606, 612, 626, 630 Finishes | \$54 |
| | | 605, 613, 629, 693, 695 Finishes | \$70 |
| <div>103779</div>  | Cylinder Nut Socket | | \$66 |
| <div>100783</div>  | Cylinder Nut | | \$10 |
| NOTE: All cylinders are keyed different. Keyed alike is available upon request. | | | |


Rim or Mortise Cylinder?

ADVANTEX®



| | Rim | Mortise |
|--|-----|---------|
| Cylinder Dogging (CD) | | X |
| Electric Unlock Trim (EU) | | X |
| Electric Unlock Trim (EU2W) | | X |
| Electric Unlock Trim (EUV) | | X |
| 08/09D | | X |
| 08/09DN | | X |
| 08/09DNV | | X |
| 08/09DV | | X |
| 03WS | X | |
| 03WSV | X | |
| 03C | X | |
| 03CN | X | |
| 03CNV | X | |
| 03CV | X | |
| 03CM | | X |
| 03Z | X | |
| 03WM | | X |
| 03R | X | |
| 03CBK | X | |
| Hardwired Exit Alarm (EA) | | X |
| Weatherized Exit Alarm with Battery (EB W) | | X |
| Delayed Egress (EE) | | X |
| Electric Integration (EI) | | X |

ECL™



| | Rim | Mortise |
|----------|-----|---------|
| ECL-230D | X | |
| ECL-230X | X | |
| ECL-600 | X | |
| ECL-620 | X | |

VALUE SERIES®



| | Rim | Mortise |
|--|-----|---------|
| Cylinder Dogging (CD) | | X |
| 03WS | X | |
| 03P | X | |
| 03PN | X | |
| 03A | X | |
| 03AN | X | |
| 08/09BN | | X |
| Electric Unlock Trim (EU2W) | | X |
| Hardwired Exit Alarm (EA) | | X |
| Exit Alarm with Battery (EB) | | X |
| Weatherized Exit Alarm with Battery (EB W) | | X |
| Delayed Egress (EE) | | X |

EAX®



| | Rim | Mortise |
|----------|-----|---------|
| EAX-500 | | X |
| EAX-2500 | | X |
| EAX-3500 | | X |
| EAX-4200 | X | |
| EAX-300 | | X |

90 SERIES




| | Rim | Mortise |
|---------|-----|---------|
| (F)90KR | X | |

Miscellaneous



| | Rim | Mortise |
|--------|-----|---------|
| CS-400 | | X |

|  Mortise Cylinder Sold Separately | MODEL NO. | DESCRIPTION | PRICE |
|---|------------|---|-----------|
| | EAX-500 | Surface Mount Battery Alarm (Sensor Kit & EA-561 Warning Sign Included) Gray Finish - standard | \$366 |
| | EAX-500SK1 | Kit Includes 1 EAX-500 alarm and: (1) MS-1039S Magnetic Switch (2) MS-1039S Magnetic Switches (1) MS-1059S Magnetic Switch (2) MS-1059S Magnetic Switches (1) MS-2049S Magnetic Switch (2) MS-2049S Magnetic Switches | Add \$96 |
| | EAX-500SK2 | | Add \$190 |
| | EAX-500SK3 | | Add \$96 |
| | EAX-500SK4 | | Add \$190 |
| | EAX-500SK5 | | Add \$171 |
| | EAX-500SK6 | | Add \$341 |
| | EAX-500W | Weatherized Surface Mount Battery Alarm | \$531 |
| EAX-500 Series is UL-Classified Miscellaneous Fire Door Accessories | | | |

MAP Policy Applies
See page 9

NOTE - Cylinders not included. Products on this page can be ordered with cylinders (MC65) or Interchangeable core housings (IC7) pre-installed at Detex prior to shipping (see page 94).

CONFIGURABLE OPTIONS - EAX®-500

| MODEL NO. | DESCRIPTION | PRICE |
|---|---|--|
| BK | Suffix for black finish | No Additional Cost |
| EA-561 EA-704-2 102651-1 EA-705 EA-561G 102651-3 102651-2 | Self-Adhesive Door Signs English - Red (RWE) Spanish - Red (RWS) French - Green (GWF) French Canadian - Red (RWF) German - Green (GWG) Chinese - Red (RWC) English/German - Green (GWE) | No Additional Cost when ordered with EAX |
| KS | Keystop, factory-installed | Add \$11 |
| L11 thru L20 | Cover lock with specific key number (EAX-500 only) | No Additional Cost |
| 102644 | In-Swing Door Kit | \$33 |

Arming Delay

0 = 15-second Arming Delay
1 = 1-second Arming Delay
2 = 5-second Arming Delay

EAX-5 0 0 x Enhancements x See further options above

Extended Bypass

0 = Alarm must be manually turned off; or may be field selected for 2-min. Auto Re-arm
3 = Alarm must be manually turned off; or may be field selected for 10-min. Auto Re-arm
4 = Alarm must be manually turned off; or may be field selected for 20-min. Auto Re-arm


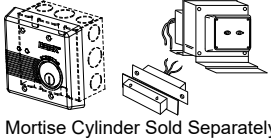

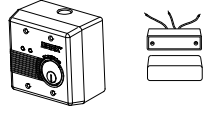
Timed Bypass

5 = Alarm sounds if door is opened after arming delay. Manual Re-arm only

W = Weatherized



How To Orders

|  Mortise Cylinder Sold Separately | MODEL NO. | DESCRIPTION | PRICE |
|---|------------|---|-------|
| | EAX-2500F | Flush Mount AC/DC-Powered Alarm Gray Finish (std.) (EA-561 Warning Sign and Back Box Included) - Does not include, but requires Magnetic Door Contacts (p. 100) and Transformer (p. 103) | \$642 |
|  Mortise Cylinder Sold Separately | EAX-2500FK | Kit - Flush Mount AC/DC-Powered Alarm Gray Finish (std.) (EA-561 Warning Sign, Back Box, flush magnetic switch contact and 24VAC Transformer Included) | \$843 |
|  Mortise Cylinder Sold Separately | EAX-2500S | Surface Mount AC/DC-Powered Alarm Gray Finish (std.) (EA-561 Warning Sign and Back Box Included) - Does not include, but requires Magnetic Door Contacts (p. 100) and Transformer (p. 103) | \$642 |
|  Mortise Cylinder Sold Separately | EAX-2500SK | Kit - Surface Mount AC/DC-Powered Alarm Gray Finish (std.) (EA-561 Warning Sign, Back Box, surface magnetic switch contact and 24VAC Transformer Included) | \$884 |

NOTE - Cylinders not included. Products on this page can be ordered with cylinders (MC65) or Interchangeable core housings (IC7) pre-installed at Detex prior to shipping (see page 94).

CONFIGURABLE OPTIONS - EAX®-2500

| MODEL NO. | DESCRIPTION | PRICE |
|---|---|--|
| BK | Suffix for black finish | No Additional Cost |
| EA-561 EA-704-2 102651-1 EA-705 EA-561G 102651-3 102651-2 | Self-Adhesive Door Signs English - Red (RWE) Spanish - Red (RWS) French - Green (GWF) French Canadian - Red (RWF) German - Green (GWG) Chinese - Red (RWC) English/German - Green (GWE) | No Additional Cost when ordered with EAX |
| KS | Keystop, factory-installed | Add \$11 |
| C | Conversion kit for retrofit from EA-2500F (102640) | Add \$96 |
| SI | Status Indicator | Add \$11 |
| 277 | 277V Transformer (FK and SK versions only) | Add \$208 |
| L9 | No Battery Backup | Add \$11 |
| T | Tamper Switch | Add \$33 |

Arming Delay

0 = 15-second Arming Delay
1 = 1-second Arming Delay
2 = 5-second Arming Delay
4 = 4-minute Arming Delay

EAX-25 **4** **5** x See further options above

Extended Bypass




0 = Alarm must be manually turned off; or may be field selected for 2-min. Auto Re-arm
3 = Alarm must be manually turned off; or may be field selected for 10-min. Auto Re-arm
4 = Alarm must be manually turned off; or may be field selected for 20-min. Auto Re-arm

Timed Bypass

5 = Alarm sounds if door is open after arming delay. Manual Re-arm only



How To Orders

|  Mortise Cylinder Sold Separately | MODEL NO. | DESCRIPTION | PRICE |
|---|---|---|---------|
| | EAX-3500 | 24VAC/DC Hardwired Timed Bypass Exit Alarm with Rechargeable Battery (EA-561 Warning Sign Included) Does not include, but requires: Magnetic Door Contacts - See p. 101 24V Transformer - See p. 103 | \$1,058 |
| | EAX-3500FK  | Kit - 24VAC/DC Hardwired Timed Bypass Flush Exit Alarm with Rechargeable Battery, Flush Door Contacts, Plug-in Transformer | \$1,279 |
| | EAX-3500SK  | Kit - 24VAC/DC Hardwired Timed Bypass Surface Exit Alarm with Rechargeable Battery, Surface Door Contacts, Plug-in Transformer | \$1,320 |


NOTE - Cylinders not included. Products on this page can be ordered with cylinders (MC65) or Interchangeable core housings (IC7) pre-installed at Detex prior to shipping (See page 94).

CONFIGURABLE OPTIONS - **EAX®-3500**

| MODEL NO. | DESCRIPTION | PRICE |
|---|---|--|
| EA-561 EA-704-2 102651-1 EA-705 EA-561G 102651-3 102651-2 | Self-Adhesive Door Signs English - Red (RWE) Spanish - Red (RWS) French - Green (GWF) French Canadian - Red (RWF) German - Green (GWG) Chinese - Red (RWC) English/German - Green (GWE) | No Additional Cost when ordered with EAX |

ACCESSORIES - **EAX®-3500**

| MODEL NO. | DESCRIPTION | PRICE |
|-----------|---|-------|
| CL-1 | Cover Lock Key (key only) | \$10 |
| 102966 | Lock Cam & Key | \$22 |
| BR12 | Rechargeable Battery 12VDC, 3.4AH | \$121 |
| 103952-1 | 6VDC Rechargeable Battery | \$80 |
| 103945 | Allows EAX-3500 Surface Alarm to be recessed into hollow wall construction Kit includes: Flush Box, Instructions and Mounting Hardware | \$141 |

|  Mortise Cylinder Sold Separately | MODEL NO. | DESCRIPTION | PRICE |
|--|--|---|--|
| | EAX-300 | Surface Mount Battery-Powered 100dB Door Prop Alarm with Internal Magnetic Door Contacts and Back Box Available in: Gray or Black | \$391 |
| | EAX-300SK1 EAX-300SK2 EAX-300SK3 EAX-300SK4 EAX-300SK5 EAX-300SK6 | Kit Includes 1 EAX-300 alarm and: (1) MS-1039S Magnetic Switch (2) MS-1039S Magnetic Switches (1) MS-1059S Magnetic Switch (2) MS-1059S Magnetic Switches (1) MS-2049S Magnetic Switch (2) MS-2049S Magnetic Switches | Add \$96 Add \$190 Add \$96 Add \$190 Add \$171 Add \$341 |
| | EAX-300W | Weatherized Door Prop Alarm | \$556 |
| | | | |

NOTE - Cylinders not included. Products on this page can be ordered with cylinders (MC65) or Interchangeable core housings (IC7) pre-installed at Detex prior to shipping (See page 94).

CONFIGURABLE OPTIONS - **EAX®-300**

| MODEL NO. | DESCRIPTION | PRICE |
|---|--|--|
| BK | Suffix for black finish | No Additional Cost |
| EA-561 EA-704-2 102651-1 EA-705 EA-561G 102651-4 102651-3 102651-2 | Self-Adhesive Door Signs English - Red (RWE) Spanish - Red (RWS) French - Green (GWF) French Canadian - Red (RWF) German - Green (GWG) Chinese - Green (GWC) Chinese - Red (RWC) English/German - Green (GWE) | No Additional Cost when ordered with EAX |
| KS | Keystop, factory-installed | Add \$11 |



MODE
 * 0 = Door Prop
 1 = Door Chime
W = Weatherized

EAX-3 0 0 x Enhancements x See further options above

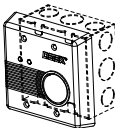
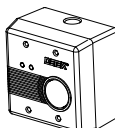
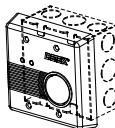
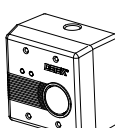
DOOR PROP DELAY
 * 0 = 15 seconds
 1 = 1 second
 3 = 30 seconds
 5 = 45 seconds
 6 = 60 seconds
 2 = 2 minutes
 4 = 4 minutes 15 seconds














How To Orders

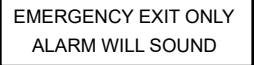
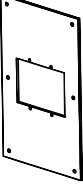

| | | | |
|---|------------|--|---------|
|  | EAX-411SK | Surface Mount AC/DC 85dB Door Prop Alarm Kit (Back Box, Surface Magnetic Switch Contacts and 24VAC Transformer Included) | \$563 |
|  | EAX-4200SK | Surface Mount AC/DC 85dB Exit Alarm/ Door Prop Alarm Kit (Back Box, Surface Magnetic Switch Contacts, 24VAC Transformer and rim cylinder Included) | \$1,599 |

REMOTE ALARMS


|  | MODEL NO. | DESCRIPTION | PRICE |
|---|--------------------|---|-------|
| | CS940F CS950F | Flush Mount 9VDC Battery-Powered Remote Alarm No cylinder required Available in: Gray (CS940F) or Black (CS950F) | \$249 |
|  | CS940S CS950S | Surface Mount 9VDC Battery-Powered Remote Alarm No cylinder required Available in: Gray (CS940S) or Black (CS950S) | \$249 |
|  | CS2940F CS2950F | Flush Mount Externally-Powered Remote Alarm with 9VDC battery backup. AC adapter included - No cylinder required Available in: Gray (CS2940F) or Black (CS2950F) | \$358 |
|  | CS2940S CS2950S | Surface Mount Externally-Powered Remote Alarm with 9VDC battery backup. AC adapter included - No cylinder required Available in: Gray (CS2940S) or Black (CS2950S) | \$358 |

|  | MODEL NO. | DESCRIPTION | PRICE |
|---|-------------|---|-------|
| | MS-1039F | Economical Magnetic Switch Flush Mount, White, Closed Contacts | \$55 |
|  | MS-1039S* | Economical, Balanced Magnetic Switch Surface Mount, White, Closed Contacts | \$96 |
|  | MS-1059F | Economical Magnetic Switch Flush Mount, Brown, Closed Contacts | \$55 |
|  | MS-1059S* | Economical, Balanced Magnetic Switch Surface Mount, Brown, Closed Contacts | \$96 |
|  | MS-2049F** | Heavy Duty Form C Magnetic Switch (Flush Mount) | \$226 |
|  | MS-2049S** | Heavy Duty Form C Magnetic Switch (Surface Mount) | \$281 |
|  | MS-2049SC** | Heavy Duty Form C Magnetic Switch (Surface/Conduit Mount) | \$419 |
|  | MS-2049SI | Heavy Duty Form C Magnetic Switch (Surface Inswinging Mount) | \$233 |
| <p>* Meets UL 634 Level 2 High-Security Sensor Standard</p> <p>** UL-Classified Miscellaneous Fire Door Accessories</p> | | | |

|  | MODEL NO. | DESCRIPTION | PRICE |
|---|-------------|--|-------|
| | PP-5572 | Replacement Cover Lock & 2 Keys | \$19 |
|  | ECL-405-X | Cover Lock Key X = specify Key # 11-20 | \$8 |
|  | ECL-405-KIT | Set of all Cover Lock Keys Includes key numbers 11 through 20 | \$29 |



| | Self-Adhesive Door Signs - Pricing for additional Self-Adhesive Door Signs not ordered with EAX | | |
|---|--|---|-------|
| | Model No. | Description | Price |
|  | EA-561 | English - Red (RWE) | \$10 |
| | EA-704-2 | Spanish - Red (RWS) | \$19 |
| | 102651-1 | French - Green (GWF) | \$19 |
| | EA-705 | French Canadian - Red (RWF) | \$19 |
| | EA-561G | German - Green (GWG) | \$19 |
| | 102651-4 | Chinese - Green (GWC) | \$19 |
| | 102651-3 | Chinese - Red (RWC) | \$19 |
| | 102651-2 | English/German - Green (GWE) | \$19 |
| | 102644 | In-Swing Door Kit (For use with EAX-500 and EAX-300) | \$33 |
|  | 102640 | Conversion Kit for Retrofit from EA-2500F to EAX-2500F Size: 11" x 6.5" x 0.16" Aluminum Plate Includes: Anchors, Screws and Instructions | \$95 |
|  | PP-5567 | 9V Battery | \$14 |

POWER SOURCES




| | MODEL NO. | DESCRIPTION | PRICE |
|---|--------------|--|---------|
|  | BE-961-1 | Battery Eliminator - 120VAC to 9VDC Includes 10' Flex Conduit and Transformer Powers up to 3 ECLs or 3 EBs | \$407 |
| | BE-961-2 | Battery Eliminator - Same as above with Supervisory Loop Power, Transformer, Flex Conduit, alarm and LED (For use with ECL-230 & ECL-600 Series only) | \$467 |
| | BE-961-5 | Battery Eliminator - 12VAC to 9VDC Does not include Transformer or Flex Conduit Powers up to 3 ECLs or 3 EBs | \$285 |
| | BE-961-6 | Battery Eliminator - 24VAC to 9VDC Does not include Transformer or Flex Conduit Powers up to 3 ECL-230X-W or 3 EBs | \$285 |
|  | 106595-5 | Battery Eliminator in NEMA enclosure - 120VAC to 9VDC Includes 10' Flex Conduit and Transformer Powers up to 3 ECLs or 3 EB Ws | \$2,225 |
|  | PP-5152-2 | Transformer, 120VAC - 24VAC 40 VA-60Hz | \$127 |
| | PP-5152-3 | Transformer, 120VAC - 12VAC 25 VA-60Hz | \$59 |
| | PP-5452-2 | Transformer, 240VAC - 12VAC, 25VA-50Hz | \$165 |
| | 106021 | Transformer, 277VAC TO 24VAC 75VA | \$180 |
|  | 106530 | Transformer 277VAC to 110V/240VAC 500VAC | \$598 |
|  | PS-P12x2-120 | Plug-In Power Supply 120VAC - 12VDC 2 Amps | \$125 |
| | PS-P24x1-120 | Plug-In Power Supply 120VAC - 24VDC 1 Amp | \$167 |

AT-5000 SERIES™



TAILGATE DETECTION

|  | MODEL NO. | DESCRIPTION | PRICE |
|---|------------|---|---------|
| | AT-5200-R0 | Tailgate Detection System | \$7,846 |
|  | AT-5600-R0 | Tailgate Detection System With Voice Alarm 3 second standard message | \$7,923 |


OPTIONS

|  | MODEL NO. | DESCRIPTION | PRICE |
|---|-----------|--|-----------|
| | R1 | Status Indicator with single-gang mounting plate | Add \$346 |
|  | R2 | Status Indicator with mullion mounting plate | Add \$386 |
|  | 106969 | Spacer kit for AT-5200 and AT-5600 | \$868 |




KEYSWITCHES

|  <p>CS-450, CS-460, CS-430, CS-440 (No LED, shown with cylinder installed - sold separately)</p>  <p>CS-452, CS-462, CS-432, CS-442 (2 LEDs - red & green, shown with cylinder installed - sold separately)</p> | MODEL NO. | DESCRIPTION | PRICE |
|---|-----------|---|-------|
| | CS450 | Keyswitch, single, momentary, no LED | \$280 |
| | CS452 | Keyswitch, single, momentary, 2 LEDs (green - red) | \$280 |
| | CS460 | Keyswitch, single, maintained, no LED | \$280 |
| | CS462 | Keyswitch, single, maintained, 2 LEDs (green - red) | \$280 |
| | CS430 | Keyswitch, 2 switches, momentary, no LED | \$280 |
| | CS432 | Keyswitch, 2 switches, momentary, 2 LEDs (green - red) | \$280 |
| | CS440 | Keyswitch, 2 switches, maintained, no LED | \$280 |
| | CS442 | Keyswitch, 2 switches, maintained, 2 LEDs (green - red) | \$280 |
| NOTE: Single-switch back box not included; requires mortise cylinder (see p.94) | | | |




KEYSWITCH COVERS

|  | MODEL NO. | DESCRIPTION | PRICE |
|---|-----------|---------------------------------|-------|
| | PC1 | Keyswitch Cover & Adapter Plate | \$159 |

PUSH BUTTONS

|  | MODEL NO. | DESCRIPTION | PRICE |
|---|-----------|--|-------|
| | PB-2138-3 | Shroud, beige, terminals, form C, single-gang | \$567 |
|  | PB-2158-3 | Shroud, aluminum, terminals, form C, mullion-mount | \$441 |
|  | PB-2048-3 | Mushroom, aluminum, terminals, form C, single-gang | \$540 |
| NOTE: Single-switch back box not included | | | |

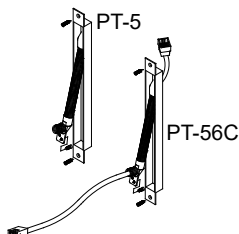
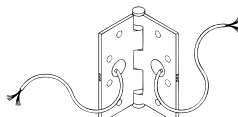
ELECTRIC STRIKES

|  | MODEL NO. | DESCRIPTION | PRICE |
|---|------------|--|---------|
| | DS-24 | 12/24V AC/DC For Rim Exit Device | \$1,703 |
|  | DS-24W | 12/24V DC, Weatherized For Rim Exit Device | \$1,703 |
|  | DS-24W-KIT | Includes Weatherized Electric Strike, Gate Box and Angle Bracket For Rim Exit Device | \$1,846 |

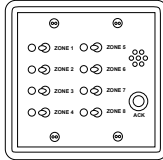
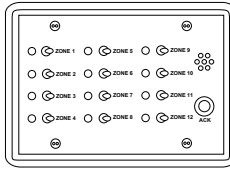
RELAY KITS

| MODEL NO. | DESCRIPTION | PRICE |
|-----------|---|-------|
| RLY12 | 12 VAC Relay Kit For use with 12V alarms that have remote bypass feature. Used with remote bypass to shunt alarm and activate another electrified device. Separate J-Box required | \$111 |
| RLY24 | 24 VAC Relay Kit For use with 24V alarms that have remote bypass feature. Used with remote bypass to shunt alarm and activate another electrified device. Separate J-Box required | \$132 |


POWER TRANSFERS / ELECTRIC HINGE

|  | MODEL NO. | DESCRIPTION | PRICE |
|--|-----------|---|-------|
| | PT-5 | Power Transfer - 628 Finish | \$230 |
| | PT-56C | Power Transfer with 6-Pin Connector and Insulated Cable | \$357 |
|  | EWH8-626 | 4.5" x 4.5", 8 wires Standard Weight Electric Hinge | \$551 |





REMOTE INDICATING PANELS

|  | MODEL NO. | DESCRIPTION | PRICE |
|---|---|---|---------|
| | RP-621* | 2-Gang Switch Box Wall Mount 8-Zone Annunciator w/Shunt 12VDC | \$1,162 |
|  | RP-631* | 3-Gang Switch Box Wall Mount 12-Zone Annunciator w/Shunt 12VDC | \$1,610 |
| | *Units do not come with Back Box supplied. Fits standard 2- or 3-gang electrical box. | | |


MOTION SENSORS

|  | MODEL NO. | DESCRIPTION | PRICE |
|---|-----------|---|-------|
| | MN01 | Motion Detector, 12/24VDC, form C relay | \$441 |
| | MN02 | Motion Detector, 9-16VDC, form A relay (N.O.) | \$111 |

ELECTROMAGNETIC LOCKS

|  | MODEL NO. | DESCRIPTION | PRICE |
|---|-----------|--|---------|
| | ML-1548 | 1500 lbs, 12/24VDC, Surface | \$993 |
|  | ML-1548RT | 1500 lbs, 12/24VDC, Timer (0-30 seconds) | \$1,513 |
|  | ML-1549W | Weatherized | \$1,013 |
|  | ML-1549WF | Weatherized, Face Mount | \$1,013 |

SIREN

|  | MODEL NO. | DESCRIPTION | PRICE |
|---|-----------|--|-------|
| | SRN5W | Detex siren, weatherized, no lettering, back box, 2-wire, 12/24VDC | \$844 |

Helpful Links

To contact Detex technical support

www.detex.com/support

To contact Detex customer service

www.detex.com/contact

To find your nearest domestic representative

www.detex.com/rep

To find your nearest international representative

www.detex.com/irep

To view the online price list (PDF & Excel available)

www.detex.com/pricing

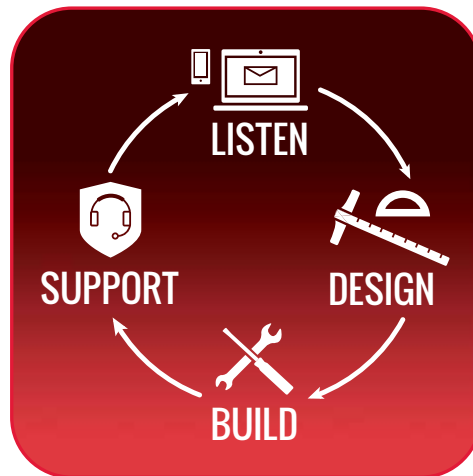
To view all How To Order pages

www.detex.com/hto

To see the trade shows we will be attending

www.detex.com/trade-shows

**For the most up-to-date price list
visit www.detex.com/pricing**



How To Orders



Detex Corporation
302 Detex Drive
New Braunfels, Texas 78130-3045 USA
PH: (830) 629-2900
(800) 729-3839
FAX: (800) 653-3839
<http://www.detex.com>
USA Sales:
marketing@detex.com
International Sales:
export@detex.com