

## TABLE OF CONTENTS

<b>A</b>		<b>M</b>	
ANSI Standards.....	2	Mortar Box.....	5
<b>C</b>		<b>N</b>	
Cancellation Notification.....	2	No Hole (Blank) Hinges.....	2
Concealed Electric Through-Wire.....	4-5	<b>Q</b>	
Custom Hole Pattern.....	2	Quick Connect.....	5
Custom Length Hinges.....	2	<b>R</b>	
<b>D</b>		Raised Barrel.....	3
Dutch Door Hinges.....	3	Replacement Moldings.....	3
<b>E</b>		<b>S</b>	
Electrical Modifications Standard Locations.....	4	Security Fasteners.....	3
Electric Power Transfer Preparations (EPT).....	5	Security Studs.....	3
Exposed Electric Switches.....	5	Sheared Leaf.....	3
Extra Long Hinges.....	2	Standard Lengths.....	2
<b>F</b>		<b>T</b>	
Fasteners.....	4	Tamper Resistant Hospital Tips.....	3
Fire Rating.....	2	<b>W</b>	
<b>H</b>		Wide Throw.....	3
<b>Hinges</b>			
Concealed Leaf.....	6-7		
Full Surface.....	7		
Half Surface.....	6		
Half Mortise.....	6		
How To Order.....	1		
<b>L</b>			
Lead Lined.....	2		

## HOW TO ORDER:

**Example:** 790-900 83 1/8" US32D 1 PK

**Stock Number:** 23243

**Item Number:** PS90083B32D000001

**790**

STAINLESS  
STEEL  
CONTINUOUS  
HINGE

**900**

ITEM#

**83**

LENGTH

**1/8"**

FRACTION

**US32D**

FINISH

**1 PK**

STANDARD  
SINGLE  
PACK



# Stainless Steel Continuous Hinges

---

## ANSI Standards

790 Series stainless steel continuous hinges are approved for ANSI A156.26 Grade 1 for 150-pound doors.

## Fire Rating

Hager 790 Series hinges are approved by Underwriters Laboratories, Inc. Fire Rated label for up to 3 hours for metal doors and 90 minutes for wood composite doors.



## Online Ordering

Products denoted with **red and bold** pricing are available to order through the MyHager portal.

## Cancellation Notification

Cancellation for made-to-order items must be communicated within 48 hours of order placement.

## Standard Lengths

Stainless steel hinges are listed and priced as actual lengths 83-1/8" (7'0" opening), 85" (7'2" opening), 95" (8'0" opening), and 119" (10'0" opening) for convenience in application to nominal sized doors. Other lengths may be ordered as non-standard items.

## Extra Long Hinges

Hinges over 119" are manufactured as two separate lengths with staggered joints for on-site connection.

---

## MODIFICATIONS & ADDITIONS PRICE

## ADDITION TO LIST

### Custom Length Hinges

Actual door height may be specified at an additional charge outlined:

- For hinges 40" to 83" in length
- For hinges 83" to 95" in length
- For hinges 95" to 119" in length
- For hinges 119" to 192" in length

**\$98.45** to 7' list price.  
**\$98.45** to 8' list price.  
**\$98.45** to 10' list price.  
**\$225.23** to the list price

---

### Custom Hole Pattern

- Any hole pattern or shape other than Hager's standard hole pattern.

**Price on Application**

---

### No Hole (Blank) Hinges

- Holes omitted for special applications (i.e. welded installation).

**Price on Application**

---

### Lead Lined Hole Pattern

- Only available on Models 790-900, 790-911 and 790-915.

**Price on Application**



## MODIFICATIONS & ADDITIONS PRICE

## ADDITION TO LIST

### Tamper Resistant Hospital Tips (HT)

- Custom lengths
- Available on concealed leaf models 790-900, 790-905, 790-907, 790-915, for standard lengths.

**\$164.18**  
**Price on Application**

### Dutch Door Prep (DUTCH)

- Furnished as a continuous frame leaf while door leaf is cut to fit dutch door specified height.

**\$164.18**

### Wide Throw

- Specify distance from pin centerline to heel edge of hinge.

**Price on Application**

### Raised Barrel (SWAGED)

- Available on concealed and half surface models.

**Price on Application**

### Sheared Leaf

- Available on all models except 790-904 and 790-906.
- Specify distance from pin centerline to extreme edge of hinge when ordering.

**Price on Application**

### Security Studs

- Stainless steel security studs mounted through frame leaf into door frame.
- Door and frame must be specifically prepped to accommodate security studs.
- Door leaf is drilled to accommodate studs.

**\$115.50**

### Replacement Moldings (M)

Hinge lengths:

79", 83", 85"


**\$242.69**

95"

**\$262.35**

119"

**\$287.23**



- Shipped in stock lengths for trimming in the field.
- Brush aluminum & furnished with 5 each molding clips, 5 each 1/4"-14 x 1" panhead 2C screws.
- Available on models 790-903, 790-904, 790-906 and 790-909.

### Security Fasteners

- Torx and Spanner Head available in place of standard fasteners.

**\$118.11**



# Stainless Steel Continuous Hinges

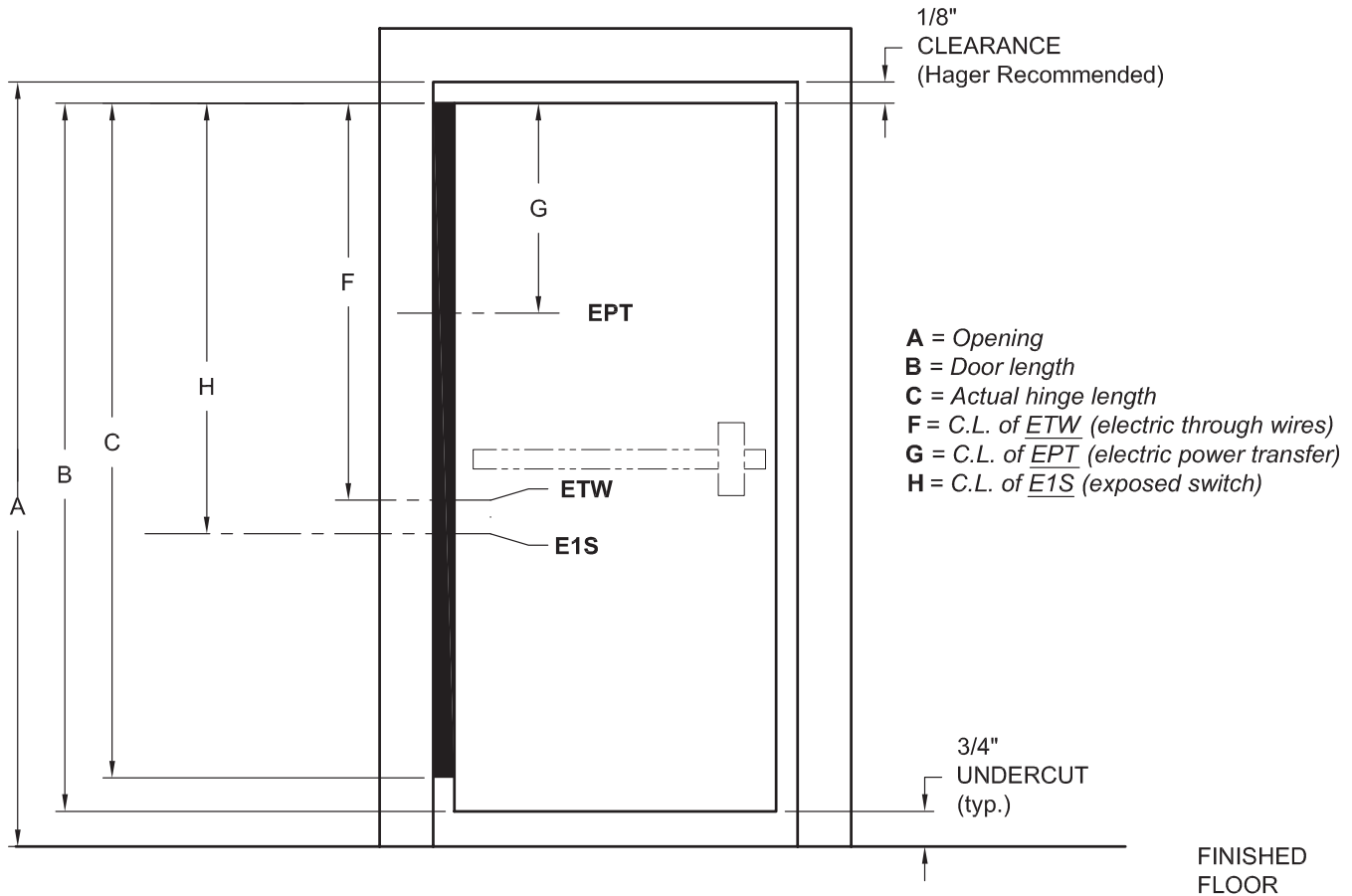
## MODIFICATIONS & ADDITIONS

### Additional Fasteners

#10-24 x 5/8" Torx Head Machine Screw	<b>\$4.13 /ea</b>
#10-16 x 1-1/4" Thread Forming Flat Head Screw	<b>\$1.78 /ea</b>
1/4"-14 x 1" Thread Forming Pan Head Screw	<b>\$2.61 /ea</b>
#10-24 x 5/8" Self-Drilling Flat Head Screw	<b>\$2.61 /ea</b>
1/4"-20 x 3/4" Self-Drilling Pan Head Screw	<b>\$2.27/ea</b>
Adjustment Stud With Flat Head Screw	<b>\$12.51/ea</b>
Sexbolt and Nut	<b>\$7.77/ea</b>

## STANDARD LOCATIONS FOR ELECTRICAL MODIFICATIONS

	79"	83"	85"	95"	119"
Opening	80"	84"	86"	96"	120"
Door Height	79-1/8"	83-1/8"	85-1/8"	95-1/8"	119-1/8"
Hinge Length	79-3/16"	83-1/8"	85-1/8"	95"	118-3/4"
ETW	41-1/2"	43-1/2"	45-1/2"	55-3/8"	79-1/8"
EPT	24-1/2"	28-7/16"	30-7/16"	40-1/2"	64-7/16"
E1S	41-1/2"	43-1/2"	45-1/2"	55-3/8"	79-1/8"



## MODIFICATIONS & ADDITIONS PRICE

## ADDITION TO LIST

### Quick Connect

Available for ETW.

**\$65.86**

### Electric Power Transfer Preparations (EPT)

**\$188.10**

- Hinge leaf cutout to accommodate power transfer device.
- Specify handing and dimension from top of hinge to centerline of power transfer cutout location. Please note the clearance from top of hinge to underside of header, typically 1/16" to 1/8" (1.6 mm to 3.2 mm).
- Available on models 790-900, 790-903, 790-904, and 790-915.

### Exposed Electric Switches (E1S)

**\$289.58**

- Each monitoring hinge only needs one E1S switch.
- Specify handing and dimension from top of hinge to centerline of electric switch.
- Miniature push button switch is incorporated in the hinge frame leaf to monitor position of the door.

### Concealed Electric Through-Wire (ETW)

Electric Through Wire	ETW - 4	<b>\$836.83</b>
Electric Through Wire	ETW - 8	<b>\$1,251.66</b>
Electric Through Wire	ETW - 10	<b>\$1,687.82</b>

- 24-gauge 12" wire leads available on 790-900 and 790-915.
- Transfers power discretely from building to door hardware.
- Specify handing and dimension from top of hinge to centerline of electric through-wire location. Please note the clearance from top of hinge to underside of header, typically 1/16" to 1/8" (1.6 mm to 3.2 mm).

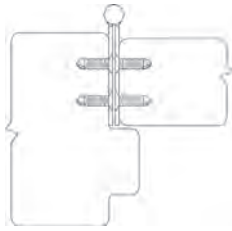
### Mortar Box - 430

**\$95.21**

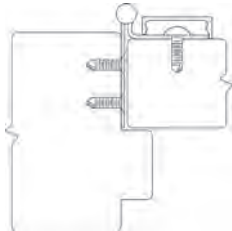
- Serves as mortar shield.
- Top and bottom knockouts for standard conduit fittings.
- Overall dimensions are 9" (229 mm) length with tabs 7" (178 mm). Inside is 1-3/4" x 1-3/4" (45 mm x 45 mm).
- Galvanized steel .040" (1 mm).



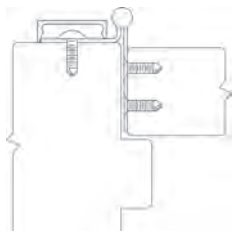
# Stainless Steel Continuous Hinges



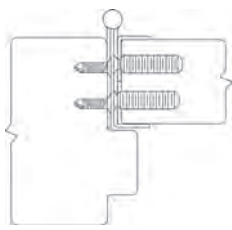
Description		Finish	2022 List	Stock No.	Case Qty.
<b>790-900</b> Concealed Leaf, 1/8" Inset Door of Any Material	79" (2007 mm)	US32D	628.38	27336	1
	83" (2108 mm)	US32D	<b>628.38</b>	23243	1
	85" (2159 mm)	US32D	<b>715.00</b>	27921	1
	95" (2413 mm)	US32D	<b>721.88</b>	23250	1
	119" (3023 mm)	US32D	1,047.75	23251	1



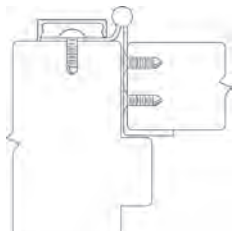
<b>790-903</b> Half Surface, 1/8" Inset Door of Any Material Optional sex bolts available (specify when ordering).	79" (2007 mm)	US32D	721.88	42721	1
	83" (2108 mm)	US32D	721.88	23254	1
	85" (2159 mm)	US32D	837.38	53025	1
	95" (2413 mm)	US32D	837.38	23256	1
	119" (3023 mm)	US32D	1,068.38	23260	1



<b>790-904</b> Half Mortise, 1/8" Inset Door of Any Material	79" (2007 mm)	US32D	730.13	71952	1
	83" (2108 mm)	US32D	730.13	52990	1
	85" (2159 mm)	US32D	874.50	92025	1
	95" (2413 mm)	US32D	874.50	52993	1
	119" (3023 mm)	US32D	1,134.38	-	1



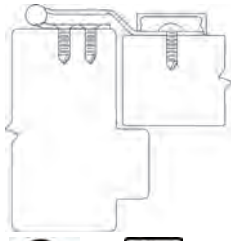
<b>790-905</b> Concealed Leaf, 1/8" Inset Door of Any Material	79" (2007 mm)	US32D	808.50	65223	1
	83" (2108 mm)	US32D	<b>808.50</b>	23266	1
	85" (2159 mm)	US32D	924.00	36876	1
	95" (2413 mm)	US32D	924.00	23265	1
	119" (3023 mm)	US32D	1,379.13	23267	1



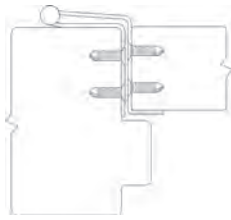
<b>790-906</b> Half Mortise, Edge Guard Door of Any Material	79" (2007 mm)	US32D	730.13	92102	1
	83" (2108 mm)	US32D	730.13	92103	1
	85" (2159 mm)	US32D	874.50	92105	1
	95" (2413 mm)	US32D	874.50	92107	1
	119" (3023 mm)	US32D	1,134.38	92110	1



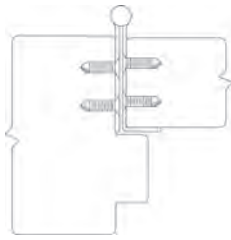
# Stainless Steel Continuous Hinges



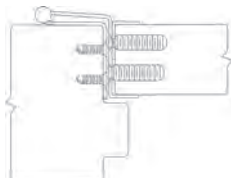
Description		Finish	2022 List	Stock No.	Case Qty.
<b>790-909</b> Full Surface, 1/8" Inset Swing Clear Door of Any Material Optional sex bolts available (specify when ordering).	79" (2007 mm)	US32D	874.50	38978	1
	83" (2108 mm)	US32D	<b>874.50</b>	23270	1
	85" (2159 mm)	US32D	1,003.75	47643	1
	95" (2413 mm)	US32D	1,003.75	23271	1
	119" (3023 mm)	US32D	1,285.63	23279	1



<b>790-911</b> Concealed Leaf Swing Clear Door of Any Material	79" (2007 mm)	US32D	910.25	9412	1
	83" (2108 mm)	US32D	<b>910.25</b>	23284	1
	85" (2159 mm)	US32D	932.25	89831	1
	95" (2413 mm)	US32D	932.25	23285	1
	119" (3023 mm)	US32D	1,423.13	23286	1



<b>790-915</b> Concealed Leaf, 1/16" Inset Door of Any Material	79" (2007 mm)	US32D	759.00	33963	1
	83" (2108 mm)	US32D	<b>759.00</b>	23287	1
	85" (2159 mm)	US32D	859.38	40111	1
	95" (2413 mm)	US32D	859.38	23288	1
	119" (3023 mm)	US32D	1,278.75	23289	1



<b>790-926</b> Concealed Leaf Swing Clear Door of Any Material	79" (2007 mm)	US32D	1,127.50	45597	1
	83" (2108 mm)	US32D	1,127.50	26760	1
	85" (2159 mm)	US32D	1,270.50	50336	1
	95" (2413 mm)	US32D	1,270.50	26761	1
	119" (3023 mm)	US32D	1,540.00	26762	1

1. Items with the price in **bold and red** are available for online ordering. Please use stock number when ordering. 2. U/M is each unless otherwise noted.

