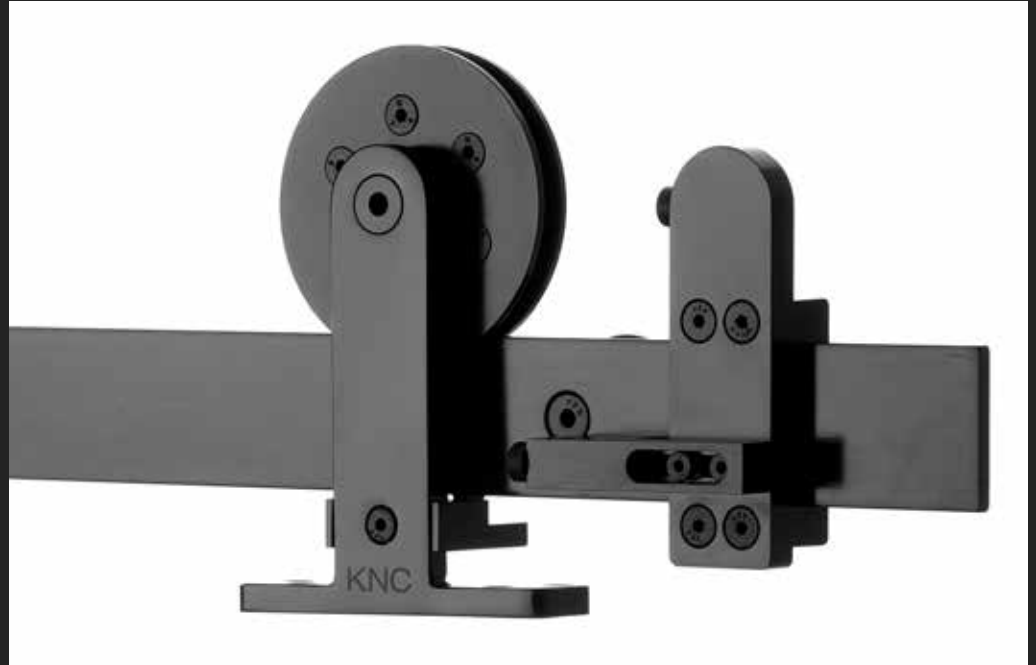


# KN Crowder

## Price List



# Table of Contents

Prices effective Feb 1, 2024

Price List General Information  
Pages I - VII

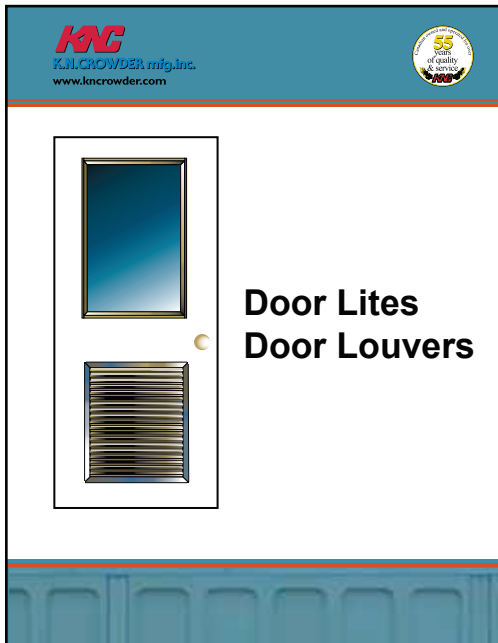
Product Index  
Pages X1 - X10



**Crowder Track Quality Sliding Door Hardware**  
Product pricing found on pages P1 - P26,  
A1 - A2, S1 - S63, and DLP1 - DLP22



**Thresholds, Weatherstrip, Astragals,  
Automatic Door Bottoms and Stair Nosings**  
Product pricing found on pages TW1 - TW21



**Door Lites  
Door Louvers**  
Product pricing found on pages L1 - L4



**Foot Grilles  
Floor Mats**  
Product pricing found on page F1

# Price List General Information

Prices effective Feb 1, 2024

## 1. Prices and specifications are subject to change without notice.

## 2. Terms

- a. Net thirty (30) days from the date of invoice.
- b. 2% per month charged on overdue accounts after thirty (30) days.
- c. Prices indicated will be in effect from the date on the cover (Feb. 1st, 2024) and are subject to change without notice.
- d. All prices in this price list are Suggested List unless otherwise noted.
- e. Errors and omissions in published prices are subject to correction.
- f. All prices are FOB (free on board) factory unless otherwise noted.  
Located at: 1220 Burloak Drive, Burlington, Ontario, Canada, L7L 6B3
- g. Include an account application before or with your initial order. Account applications can be found at the following link: <http://www.kncrowder.com/credit/>. Account approval will be determined by KN Crowder and the representative of area or territory.
- h. Full payment is required before processing of initial order.
- i. If under the law now or hereafter passed, the seller is required to pay a tax on sales or an excise tax, the amount of these taxes will be added to the invoice value.
- j. We shall not be responsible for any loss or damage resulting from delays in filling orders caused by fire, flood, strikes, differences with workmen, government regulations, accidents, transportation delays, shortages of materials, or other causes beyond our control.
- k. Should raw material prices rise substantially, adding a surcharge by material type may be necessary at the time of shipment.
- l. Orders are processed in order of receipt, but lead times will vary to production specifications.

## 3. Order minimum processing fee

- a. **A \$50 NET charge will be applied to orders less than CAD \$300 NET**
- b. **A \$50 NET charge will be applied to orders less than USD \$400 NET**

## 4. Credit card capabilities

- a. Visa and Mastercard are accepted.
- b. Payment terms are NET including freight if applicable.

## 5. Shipping and freight terms

- a. All orders are FOB factory unless otherwise noted: 1220 Burloak Drive, Burlington, Ontario, Canada, L7L 6B3
- b. FOB (free on board), i.e., shipping is not included in the prices and KN Crowder is responsible for loading the freight on the truck. The charges associated with moving the merchandise to the destination are paid for by the customer. KN Crowder does business with many shipping and freight companies frequently and can negotiate discounts that many customers would not be able to receive. We pass these discounts onto our customers and by charging for the freight up front, your order is shipped prepaid.
- c. Products will be shipped to Buyer's single destination. Title and risk of loss shall pass to the Buyer upon shipment, materials leaving KNC, to such destination. The Buyer pays transportation expenses.
- d. Freight is prepaid on orders above CAD \$2,500 NET by the carrier of our choice. See sections f, g, h, i and l below.
- e. Freight is prepaid on orders above USD \$3,000 NET by the carrier of our choice. See sections f, g, h, i and m below.
- f. KN Crowder will cover reasonable freight charges on orders with prepaid freight to the distributor's location.
- g. Additional freight charges may apply on orders with prepaid freight. Additional charges will be added to the customer's invoice. These include drop shipments, address change requests to another address remote or non-major centers, etc.
- h. Prepaid freight orders may be subject to crating charges per Section 6 and *beyond charges* when shipped to remote or non-major centres.
- i. Prepaid freight charges included on quotes are to the shipping address noted on the quote. Changes to addresses at the time of order are subject to changes in freight charges.
- j. For established accounts, shipments are prepaid and freight cost is added to the customer's invoice unless the freight prepaid amount, indicated above, is met.
- k. EIN and, where applicable, resale sales certificate numbers must be provided before shipments to the USA can be made.
- l. All shipments within Canada that exceed 108 in [2743 mm] in packaged length must be shipped LTL (less than load). The minimum freight for less than load CDN orders is \$100 NET (not included in prepaid freight).
- m. All shipments to the USA that exceed 108 in [2743 mm] in packaged length must be shipped LTL (less than load). The minimum freight for less than load USA orders is \$300 NET (not included in prepaid freight).
- n. Any orders that have lengths that exceed 108 in [2743 mm], up to 4 pieces, will have a minimum upfront handling charge of \$75 NET.
- o. Any orders that have lengths that exceed 108 in [2743 mm] and more than 4 pieces, will have a minimum upfront handling and crate charge of \$250 NET.
- p. International orders require shipping and handling charges depending on the destination country.
- q. KN Crowder shipping and handling does not include any broker fees, customs fees, or taxes imposed on shipments entering the destination country, nor is KN Crowder liable for payment of them.

# Price List General Information

Prices effective Feb 1, 2024

- r. For Next Day AIR shipments, written consent with an authorized signature must be sent via email to KN Crowder at [customerservice@kncrowder.com](mailto:customerservice@kncrowder.com) before an order will be released for overnight delivery. Next Day AIR requests must be received before 11:00 a.m. EST. Maximum package length for AIR shipments cannot exceed 107 in [2717.8 mm].
- s. KNC will not provide consignee or third-party freight billing.

## 6. Crating and special packaging charges

- a. Extra crating and freight charges are applied to orders with long track, thresholds, curved track, CST-700 Series, welded thresholds (length and quantity dependent) and other irregular/special application products where necessary.

## 7. Shortages, damaged and returned goods

- a. Notification of short shipments or damaged goods must be made within ten (10) days of receipt of goods
- b. Consignee assumes the risk of loss or damage in transit.
- c. If goods appear defective, the buyer should discontinue their use and notify KN Crowder at once so that the matter can be investigated.
- d. Goods are not to be returned without prior approval and consent in writing from KN Crowder. There will be a handling charge of a minimum of 40% plus freight charges on all resalable goods returned.
- e. Returned goods must be of recent sale (90 days) from the date of invoice, in restockable/resalable quantity, size, condition and in original packaging. Adhesive gasketing may only be returned within 90 days of the date of invoice.
- f. Materials and products not of standard size or finish or products made for special applications and requirements will not be returnable.
- g. No returns are allowed after ONE (1) year from the date of invoice.

## 8. Special orders

- a. No exchange or refund.
- b. Under no circumstances will non-stock, made-to-order or discontinued products be accepted for return unless it is due to a KN Crowder error.
- c. Custom length thresholds and weatherstrip will not be accepted for returns.

## 9. Cancellation

- a. **Orders for non-stock sizes, special finishes, custom fabricated, and glass products are non-cancelable and non-returnable once in production.**

## 10. Claims

- a. KN Crowder's liability is limited to the repair or replacement of units which we agree are defective and will entertain no claims for consequential damages of any nature.
- b. We shall not be responsible for any loss or damage resulting from delays in filling orders caused by fire, flood, strikes, differences with workmen, government regulations, accidents, transportation delays, shortages of materials, or other causes beyond our control.
- c. We shall not be responsible for defects or damages from improper installation, product modification, incorrect application, or storage of the product.
- d. No other claims will be allowed. In no event shall liability be extended to include punitive, incidental, or consequential damages arising from the use of KN Crowder products.

## 11. Warranty/guarantee

- a. KN Crowder warrants to its purchasers that all KNC products sold by it, will be free of any defects in materials or workmanship for a period of ONE (1) year from the date of installation.
- b. For a copy of the warranty, contact Customer Service.
- c. Written notice of damages must occur within the warranty period.
- d. Liability shall be limited to the replacement of a product or component determined to be defective and shall not include costs arising from the removal or reinstallation of the product or component.
- e. This is the sole warranty given by KN Crowder.
- f. No other warranty implied or expressed shall be allowed.

## 12. Non-stock finish information

- a. Some items shown in our catalogues and this price list are not stocked in certain finishes. Contact Customer Service for availability and lead times on these finishes.



# Price List General Information

Prices effective Feb 1, 2024

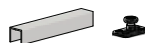
## 13. Ordering information

- a. Orders are subject to acceptance by KN Crowder.
- b. **Once an order is entered by KN Crowder, revisions, additions or cancellations will not be accepted. Additions to an existing order will require a new purchase order and will need to meet the order minimums as set out in #3 a and b on page i. If goods were incorrectly ordered by the customer, refer to the Shortages, damaged and returned goods section on #7 d, e, and f on page ii.**
- c. Tagging products on orders for jobs/projects:
  - i. One job/project tag is included per purchase order.
  - ii. Multiple job/project tags on purchase orders may be subject to additional charges.
- d. Order materials and products by product number indicated in this Price List. Specify the product length required per piece and the number of pieces.
- e. Sliding Door Track and Hardware kits cannot be ordered as odd sizes, use the next size up and cut on-site or order the components individually as found on the individual components pricing pages.
- f. To calculate per foot net price, use the following formula:
  - i. LIST PRICE per foot X customer discount = net price per foot  
Example: C-104 Track C.A. = \$21.95 LIST/FT \* 50% discount (0.5 multiplier) = \$10.975 NET PER FOOT
  - ii. Round up to the second decimal place before multiplying by the length required:  
Example: \$10.975 NET PER FOOT should be rounded up to \$10.98 NET PER FOOT
  - iii. Multiply net per foot x length required:  
Example: 7ft length required = 7 x \$10.98 = \$76.86 NET per piece.
  - iv. This is the correct way to calculate the per foot/per piece cost. If not calculated this way, customers may have a net per piece price different from KNC's calculation. KNC calculation will govern all other calculation methods.
- g. Unless otherwise noted, all extruded tracks and guide channels are supplied as standard in mill finish.
- h. Fasteners for securing the track to the header/support and guide channel to the door or floor are not included (supplied by others). In complete kits where C-914 or C-201 Guide Channels are supplied, #8 x 3/4" screws are provided.
- i. Specifying and ordering with suffix ID options:

Where [ ] is shown, there is more than one way to order the kit. Review the chart and choose the option as desired. See below for example:

### Complete kits for 1 door opening

Each kit includes one CC-404 Top Mount Track x kit size (2 x door width), two CC-410 Zero Clearance Catch 'N' Close Hangers, two CC-1 Catch 'N' Close Closing Devices, two CC-100 Catch 'N' Close In-Track Stops and guide system based on suffix ID option, complete with necessary fasteners



**-W**  
Includes one C-914 Guide Channel x door width (half of kit size) and one C-913 Floor Guide  
E.g. CC-1-410-W X 72" 1DR KIT



**-B**  
Includes one C-201 Guide Channel x door width (half of kit size) and one C-200 Floor Guide  
E.g. CC-1-410-B X 72" 1DR KIT

Kit Description	-W Price / EA	-B Price / EA
CC-1-410 [ ] X 48" 1DR KIT	\$625.00 / EA	\$598.00 / EA
CC-1-410 [ ] X 60" 1DR KIT	\$657.00 / EA	\$627.00 / EA
CC-1-410 [ ] X 64" 1DR KIT	\$675.00 / EA	\$646.00 / EA
CC-1-410 [ ] X 72" 1DR KIT	\$675.00 / EA	\$646.00 / EA
CC-1-410 [ ] X 76" 1DR KIT	\$707.00 / EA	\$675.00 / EA
CC-1-410 [ ] X 84" 1DR KIT	\$707.00 / EA	\$675.00 / EA
CC-1-410 [ ] X 96" 1DR KIT	\$725.00 / EA	\$694.00 / EA
CC-1-410 [ ] X 108" 1DR KIT	\$757.00 / EA	\$723.00 / EA
CC-1-410 [ ] X 120" 1DR KIT [W] c/w C-913-2	\$842.00 / EA	\$741.00 / EA
CC-1-410 [ ] X 144" 1DR KIT [W] c/w C-913-2	\$892.00 / EA	\$789.00 / EA

Therefore, if the CC-1-410-W X 72" 1DR KIT is required with the C-914 Guide Channel and the C-913 Floor Guide for the application, order as follows:

### CC-1-410-W X 72" 1DR KIT

The **-W** which is found in the first column as the suffix ID option to choose from as shown here is inserted into the [ ] space of the kit as shown.

**Note: Suffix ID options are not only for guide options. Review before specifying/ordering.**

# Price List General Information

Prices effective Feb 1, 2024

- j. When determining which strength of Closing Device to use for the sliding door application, door weight is required:
  - i. For doors up to but less than 75 lbs. [34 kg], use CC-75 Catch 'N' Close Closing Device.
  - ii. For doors greater than 75 lbs. [34 kg] but less than 150 lbs. [68 kg], use CC-1 Catch 'N' Close Closing Device.
  - iii. For doors greater than 150 lbs. [68 kg] but less than 200 lbs. [90 kg], use CC-2 Catch 'N' Close Closing Device.
  - iv. For doors greater than 200 lbs. [90 kg] but less than 300 lbs. [136 kg], use CC-3 Catch 'N' Close Closing Device.
- k. Using a CC-3 with 150 lbs. [68 kg] door will be more difficult to open as the CC-3 strength is designed for doors greater than 200 lbs. [90 kg] but less than 300 lbs. [136 kg].
- l. When using the Catch 'N' Close Closing Devices, the CC-100 or CC-101HD Catch 'N' Close In-Track Stops must be used with a suitable track for installation.
- m. Specify WITH or WITHOUT drilled and countersunk holes, on thresholds over 120 in [3048 mm].
- n. The final size must be specified/ordered when ordering Abrasive Stair Nosings as abrasive cannot be cut on-site.

## 14. Cutting and price per foot tolerances

- a. Sliding Door Track and Hardware Products:
  - i. Tolerance: +/- 0.125, 1/8 in [3.2 mm]
  - ii. For odd sizes, use the next highest foot price  
E.g. 70 1/2 in [1790.7 mm] = 72 in [1828.8 mm] price, 85 in [2159 mm] = 96 in [2438.4 mm] price
- b. Weatherstrip Products:
  - i. Tolerance: +/- 0.125, 1/8 in [3.2 mm]
  - ii. MAXIMUM LENGTH AVAILABLE: 12'-0" (144 in, 3658 mm)
  - iii. For odd sizes, use the next highest foot or listed set price  
E.g. 33 1/2 in [850.9 mm] = 36 in [914 mm] price, 85 in [2159 mm] = 96 in [2438 mm] price
  - iv. For odd sizes to be cut down from a set size, use next listed set size and add \$95.00 / EA cutting charge
  - v. 17'-2" and 20'-4" set breakdowns:
    - 17'-2" set consists of one length at 38 in [965.2 mm] (3'-2") and two lengths at 2150 mm, 84.625 in (7'-5/8").
    - 20'-4" set consists of one length at 76 in [1930.4 mm] (6'-4") and two lengths at 2150 mm, 84.625 in (7'-5/8").
    - 17' and 20' sets have been discontinued and replaced with 17'-2" and 20'-4" kits as the standard.
- c. Threshold and Stair Nosing Products:
  - i. Tolerance: +/- 0.125, 1/8 in [3.2 mm]
  - ii. All Abrasive Stair Nosings must be ordered to the final size as the abrasive cannot be cut on-site.
    - 36 in [914 mm] (3'-0") = 3 x List Price per foot
    - 37 in [939.8 mm] (3'-1") = 3.1 x List Price per foot
    - 38 in [965.2 mm] (3'-2") = 3.2 x List Price per foot
    - 39 in [990.6 mm] (3'-3") = 3.3 x List Price per foot
    - 40 in [1016 mm] (3'-4") = 3.4 x List Price per foot
    - 41 in [1041.4 mm] (3'-5") = 3.5 x List Price per foot
    - 42 in [1066.8 mm] (3'-6") = 3.6 x List Price per foot
    - 43 in [1092.2 mm] (3'-7") = 3.7 x List Price per foot
    - 44 in [1117.6 mm] (3'-8") = 3.8 x List Price per foot
    - 45 in [1143 mm] (3'-9") = 3.9 x List Price per foot
    - 46 in [1168.4 mm] (3'-10") = 4 x List Price per foot
    - 47 in [1193.8 mm] (3'-11") = 4 x List Price per foot
    - 48 in [1219.2 mm] (4'-0") = 4 x List Price per foot
  - iii. When pricing Threshold and Stair Nosing Products use the Crowder-Inch method (KIN):
- d. Automatic Door Bottom Products:
  - i. Tolerance: +/- 0.125, 1/8 in [3.2 mm]
  - ii. For odd sizes, use the next highest size price:  
E.g. 33 1/2 in [850.9 mm] = 36 in [914.4 mm] list price + cutting charge
  - iii. For non-standard sizes, add \$45 LIST to the next highest size LIST PRICE.
  - iv. For odd sizes below 18 in [457.2 mm], add \$70 LIST to the 18 in [457.2 mm] LIST PRICE.
  - v. See page TW9 for more notes.

# Price List General Information

Prices effective Feb 1, 2024

## 15. Abbreviations and symbols

- a. Mill – Extruded aluminum mill finish
- b. C.A. (CA) – Extruded aluminum clear anodized finish
- c. B.A. (BA) – Extruded aluminum bronze anodized finish
- d. BL.A. (BLA) – Extruded aluminum black anodized finish
- e. S.S. (SS) – 304 Stainless steel material
- f. B.P. (BP) – Steel base with black E-coat finish
- g. N – Neoprene insert/seal
- h. P – Pile insert/seal
- i. F – Felt insert/seal (applies to Automatic Door Bottoms only)
- j. F – Fin (applies to W-1F and W-2F only)
- k. S or SL – Silicone insert/seal (applies to Automatic Door Bottoms and Weatherstrip, excluding Door Sweeps).
- l. A – Assembled (applies to Frost Barrier Thresholds only, on pages TW4). Thresholds are assembled with frost barrier inserts.
- m. A – Abrasive insert (applies to Stair Nosings only, on page TW6).
- n. B – Brush insert/seal (applies to Automatic Door Bottoms only)
- o. BL – Insert/seal colour is black
- p. BR – Insert/seal colour is brown
- q. WH – Insert/seal colour is white
- r. SP – Cold rolled steel with paint-ready primer coat (applies to W-7, W-8SP, W-10SP only)
- s. M – Magnetic seal
- t. Products **Tested by Intertek Testing Services** are designated by the following red asterisk:

- \* This symbol found throughout the catalogue indicates Weatherstrip, Door Seals and Threshold products that are listed for installation with Listed Wood or Mineral Core Fire Doors with Listed Steel or Wood Fire Door Frames, and Listed Steel (Steel-Stiffened, Polystyrene, Urethane or Honeycomb) or Wood Fire Doors with Listed Steel Fire Door Frames up to and including 1 1/2 hour locations.

Weatherstrip for installation with Listed Steel Fire Door Frames, and Listed Steel (Steel-Stiffened, Polystyrene, Urethane or Honeycomb) Fire Doors with Listed Steel Fire Door Frames up to and including 3 hour locations; Weatherstrip: W-23, W-24S, and W-25S. Astragal: W-5S, W-7, W-8, W-8SP, W-8SS, W-10SP and W-25.

Evaluated to the following:

Unless otherwise noted, assemblies in this section have been evaluated for conformance to the following standards as a component part in a Door Assembly:

- CAN/ULC S104, Standard Method for Fire Tests of Door Assemblies
- NFPA 252, Standard Methods of Fire Tests of Door Assemblies
- UL10B, Fire Tests of Door Assemblies



And are installed in accordance with the following:

- Code Requirements
- Manufacturer's Installation Instructions.

All assemblies are identified by a marking bearing the wording, "Listed (Product)", a time interval and the WHI Certification Mark.

**TESTED BY INTERTEK TESTING SERVICES**

- u. Note: all thumbnail images of the products throughout the price list are not to scale.

# Price List General Information

Prices effective Feb 1, 2024

---

## 16. Options and Special Products

- a. Crowder-Coat (anti-slip abrasive) finish on aluminum Thresholds only (not for stainless steel):
  - i. Contact Customer Service for pricing
- b. For optional anodized finishes, review available products in this price list.
- c. For other finishes or products not listed in this price list, contact Customer Service.
- d. Threshold Ripping Charge (for special applications and requests):
  - i. Contact Customer Service for pricing
- e. Notching Threshold Charge
  - i. Contact Customer Service for pricing
- f. Welding Multiple Pieces Threshold Constructions
  - i. Contact Customer Service for pricing
- g. Custom Drilling/Punching Charge
  - i. Contact Customer Service for pricing
- h. Stainless Steel Products
  - i. Stainless Steel Thresholds are not pre-drilled or countersunk. They are shipped with a protective film to prevent damage to the surface.
  - ii. All Stainless Steel Products are wrapped and packaged individually to prevent damage.
  - iii. All Stainless Steel Products are supplied with stainless steel fasteners.
- i. Special Fasteners
  - i. Torx/tamper-proof fasteners are also available upon request. See pages TW20-TW21 for more details.
  - ii. Other fasteners may be available upon request. Contact Customer Service for more information.







# Crowder Frame Pocket Door Calculator

Prices effective Feb 1, 2024

## 6MS 6 in [152.4 mm] Metal Stud Wall Construction

Door thickness: \*\*1 3/4 in [44.5 mm] - 3 in [76.2 mm]  
CP-913 and C-914 Roller Guide System

	Weight:	Height	Door width:	Door width:	Door width:
		up to:	*30 in [762 mm] - 36 in [914 mm]	37 in [939 mm] - 48 in [1219 mm]	49 in [1244 mm] - 72 in [1828 mm]
Catch 'N' Close	300 lbs. [136 kg]	84 in [2150 mm]	Type CC-3HD-6MS \$1,846.00 / EA	Type CC-3HD-6MS-EXW4 \$2,326.00 / EA	Type CC-3HD-6MS-EXW6 \$2,991.00 / EA
		96 in [2455 mm]	Type CC-3HD-6MS-EXH8 \$1,920.00 / EA	Type CC-3HD-6MS-EXW4H8 \$2,420.00 / EA	Type CC-3HD-6MS-EXW6H8 \$3,111.00 / EA
		120 in [3048 mm]	Type CC-3HD-6MS-EXH10 \$2,086.00 / EA	Type CC-3HD-6MS-EXW4H10 \$2,629.00 / EA	Type CC-3HD-6MS-EXW6H10 \$3,380.00 / EA
	200 lbs. [90 kg]	84 in [2150 mm]	Type CC-2HD-6MS \$1,846.00 / EA	Type CC-2HD-6MS-EXW4 \$2,326.00 / EA	Type CC-2HD-6MS-EXW6 \$2,991.00 / EA
		96 in [2455 mm]	Type CC-2HD-6MS-EXH8 \$1,920.00 / EA	Type CC-2HD-6MS-EXW4H8 \$2,420.00 / EA	Type CC-2HD-6MS-EXW6H8 \$3,111.00 / EA
		120 in [3048 mm]	Type CC-2HD-6MS-EXH10 \$2,086.00 / EA	Type CC-2HD-6MS-EXW4H10 \$2,629.00 / EA	Type CC-2HD-6MS-EXW6H10 \$3,380.00 / EA
	150 lbs. [68 kg]	84 in [2150 mm]	Type CC-1W-6MS \$1,205.00 / EA	Type CC-1W-6MS-EXW4 \$1,519.00 / EA	
		96 in [2455 mm]	Type CC-1W-6MS-EXH8 \$1,254.00 / EA	Type CC-1W-6MS-EXW4H8 \$1,580.00 / EA	
		120 in [3048 mm]	Type CC-1W-6MS-EXH10 \$1,362.00 / EA	Type CC-1W-6MS-EXW4H10 \$1,717.00 / EA	
Standard	150 lbs. [68 kg]	84 in [2150 mm]	Type C-W-6MS \$1,034.00 / EA	Type C-W-6MS-EXW4 \$1,345.00 / EA	
		96 in [2455 mm]	Type C-W-6MS-EXH8 \$1,086.00 / EA	Type C-W-6MS-EXW4H8 \$1,413.00 / EA	
		120 in [3048 mm]	Type C-W-6MS-EXH10 \$1,190.00 / EA	Type C-W-6MS-EXW4H10 \$1,547.00 / EA	

Door thickness: 1 3/8 in [34.9 mm]  
CP-200 and C-201 Nylon Guide System

Catch 'N' Close	150 lbs. [68 kg]	84 in [2150 mm]	Type CC-1B-6MS \$1,193.00 / EA	Type CC-1B-6MS-EXW4 \$1,504.00 / EA	
		96 in [2455 mm]	Type CC-1B-6MS-EXH8 \$1,241.00 / EA	Type CC-1B-6MS-EXW4H8 \$1,565.00 / EA	
		120 in [3048 mm]	Type CC-1B-6MS-EXH10 \$1,349.00 / EA	Type CC-1B-6MS-EXW4H10 \$1,700.00 / EA	
Standard	150 lbs. [68 kg]	84 in [2150 mm]	Type C-B-6MS \$1,023.00 / EA	Type C-B-6MS-EXW4 \$1,330.00 / EA	
		96 in [2455 mm]	Type C-B-6MS-EXH8 \$1,075.00 / EA	Type C-B-6MS-EXW4H8 \$1,397.00 / EA	
		120 in [3048 mm]	Type C-B-6MS-EXH10 \$1,177.00 / EA	Type C-B-6MS-EXW4H10 \$1,530.00 / EA	

\*For doors less than 29 in [736 mm], see pages P11 for Type CC-NRW-6MS and P22 for Type C-W-6MS for options.

For 6MS wall bi-parting openings,  
Use two 2 kits and add one (1) CPD-6MS-Joiner Kit = \$132.00 / EA

# Crowder Frame Pocket Door Calculator

Prices effective Feb 1, 2024

## 2X6 Wood Wall Construction

Door thickness: \*\*1 3/4 in [44.5 mm] - 2 1/2 in [63.5 mm]  
 CP-913 and C-914 Roller Guide System

Weight:	Height up to:	Door width: *30 in [762 mm] - 36 in [914 mm]	Door width: 37 in [939 mm] - 48 in [1219 mm]	Door width: 49 in [1244 mm] - 72 in [1828 mm]
Catch 'N' Close	300 lbs. [136 kg]	84 in [2150 mm] Type CC-3HD-2X6 \$1,709.00 / EA	Type CC-3HD-2X6-EXW4 \$2,154.00 / EA	Type CC-3HD-2X6-EXW6 \$2,769.00 / EA
		96 in [2455 mm] Type CC-3HD-2X6-EXH8 \$1,778.00 / EA	Type CC-3HD-2X6-EXW4H8 \$2,241.00 / EA	Type CC-3HD-2X6-EXW6H8 \$2,880.00 / EA
		120 in [3048 mm] Type CC-3HD-2X6-EXH10 \$1,932.00 / EA	Type CC-3HD-2X6-EXW4H10 \$2,435.00 / EA	Type CC-3HD-2X6-EXW6H10 \$3,129.00 / EA
	200 lbs. [90 kg]	84 in [2150 mm] Type CC-2HD-2X6 \$1,709.00 / EA	Type CC-2HD-2X6-EXW4 \$2,154.00 / EA	Type CC-2HD-2X6-EXW6 \$2,769.00 / EA
		96 in [2455 mm] Type CC-2HD-2X6-EXH8 \$1,778.00 / EA	Type CC-2HD-2X6-EXW4H8 \$2,241.00 / EA	Type CC-2HD-2X6-EXW6H8 \$2,880.00 / EA
		120 in [3048 mm] Type CC-2HD-2X6-EXH10 \$1,932.00 / EA	Type CC-2HD-2X6-EXW4H10 \$2,435.00 / EA	Type CC-2HD-2X6-EXW6H10 \$3,129.00 / EA
	150 lbs. [68 kg]	84 in [2150 mm] Type CC-1W-2X6 \$1,136.00 / EA	Type CC-1W-2X6-EXW4 \$1,432.00 / EA	
		96 in [2455 mm] Type CC-1W-2X6-EXH8 \$1,182.00 / EA	Type CC-1W-2X6-EXW4H8 \$1,490.00 / EA	
		120 in [3048 mm] Type CC-1W-2X6-EXH10 \$1,284.00 / EA	Type CC-1W-2X6-EXW4H10 \$1,619.00 / EA	
Standard	150 lbs. [68 kg]	84 in [2150 mm] Type C-W-2X6 \$982.00 / EA	Type C-W-2X6-EXW4 \$1,277.00 / EA	
		96 in [2455 mm] Type C-W-2X6-EXH8 \$1,032.00 / EA	Type C-W-2X6-EXW4H8 \$1,341.00 / EA	
		120 in [3048 mm] Type C-W-2X6-EXH10 \$1,130.00 / EA	Type C-W-2X6-EXW4H10 \$1,469.00 / EA	

Door thickness: 1 3/8 in [34.9 mm]  
 CP-200 and C-201 Nylon Guide System

Catch 'N' Close	150 lbs. [68 kg]	84 in [2150 mm] Type CC-1B-2X6 \$1,124.00 / EA	Type CC-1B-2X6-EXW4 \$1,417.00 / EA	
		96 in [2455 mm] Type CC-1B-2X6-EXH8 \$1,169.00 / EA	Type CC-1B-2X6-EXW4H8 \$1,474.00 / EA	
		120 in [3048 mm] Type CC-1B-2X6-EXH10 \$1,271.00 / EA	Type CC-1B-2X6-EXW4H10 \$1,602.00 / EA	
Standard	150 lbs. [68 kg]	84 in [2150 mm] Type C-B-2X6 \$972.00 / EA	Type C-B-2X6-EXW4 \$1,264.00 / EA	
		96 in [2455 mm] Type C-B-2X6-EXH8 \$1,021.00 / EA	Type C-B-2X6-EXW4H8 \$1,328.00 / EA	
		120 in [3048 mm] Type C-B-2X6-EXH10 \$1,118.00 / EA	Type C-B-2X6-EXW4H10 \$1,454.00 / EA	

\*For doors less than 29 in [736 mm], see pages P7 for Type CC-NRW-2X6 and P21 for Type C-W-2X6 for options.

**For 2X6 wall bi-parting openings,**

Use two 2 kits and add one (1) CPD-2X6-Joiner Kit = \$122.00 / EA



# Crowder Frame Pocket Door Calculator

Prices effective Feb 1, 2024

## 2X4 Wood Wall or 3 5/8 in Metal Stud Construction

Door thickness: 1 3/8 in [34.9 mm] - 1 3/4 in [44.5 mm]  
CP-913 and C-914 Roller Guide System

	Weight:	Height up to:	Door width:		Door width:		Door width:	
			18 in [457 mm] - 29 in [736 mm]	30 in [762 mm] - 36 in [914 mm]	37 in [939 mm] - 48 in [1219 mm]			
Catch 'N' Close	150 lbs. [68 kg]	84 in [2150 mm]	Type CC-1NRW \$828.00 / EA	Type CC-1W \$873.00 / EA	Type CC-1W-EXW4 \$1,100.00 / EA			
		96 in [2455 mm]	Type CC-1NRW-EXH8 \$862.00 / EA	Type CC-1W-EXH8 \$908.00 / EA	Type CC-1W-EXW4H8 \$1,144.00 / EA			
		120 in [3048 mm]		Type CC-1W-EXH10 \$3,089.00 / EA	Type CC-1W-EXW4H10 \$4,078.00 / EA			
	75 lbs. [34 kg]	84 in [2150 mm]	Type CC-75NRW \$828.00 / EA	Type CC-75W \$873.00 / EA	Type CC-75W-EXW4 \$1,100.00 / EA			
		96 in [2455 mm]	Type CC-75NRW-EXH8 \$862.00 / EA	Type CC-75W-EXH8 \$908.00 / EA	Type CC-75W-EXW4H8 \$1,144.00 / EA			
	Standard	150 lbs. [68 kg]	84 in [2150 mm]	Type C-W \$641.00 / EA	Type C-W \$641.00 / EA	Type C-W-EXW4 \$885.00 / EA		
96 in [2455 mm]			Type C-W-EXH8 \$674.00 / EA	Type C-W-EXH8 \$674.00 / EA	Type C-W-EXW4H8 \$930.00 / EA			
120 in [3048 mm]			Type C-W-EXH10 \$2,631.00 / EA	Type C-W-EXH10 \$2,631.00 / EA	Type C-W-EXW4H10 \$3,447.00 / EA			
125 lbs. [56 kg]		84 in [2150 mm]	Type B-W \$609.00 / EA	Type B-W \$609.00 / EA				
		96 in [2455 mm]	Type B-W-EXH8 \$640.00 / EA	Type B-W-EXH8 \$640.00 / EA				

Door thickness: 1 3/8 in [34.9 mm]  
CP-200 and C-201 Nylon Guide System

Catch 'N' Close	150 lbs. [68 kg]	84 in [2150 mm]	Type CC-1NRB \$819.00 / EA	Type CC-1B \$864.00 / EA	Type CC-1B-EXW4 \$1,089.00 / EA
		96 in [2455 mm]	Type CC-1NRB-EXH8 \$852.00 / EA	Type CC-1B-EXH8 \$899.00 / EA	Type CC-1B-EXW4H8 \$1,133.00 / EA
	75 lbs. [34 kg]	84 in [2150 mm]	Type CC-75NRB \$819.00 / EA	Type CC-75B \$864.00 / EA	Type CC-75B-EXW4 \$1,089.00 / EA
		96 in [2455 mm]	Type CC-75NRB-EXH8 \$852.00 / EA	Type CC-75B-EXH8 \$899.00 / EA	Type CC-75B-EXW4H8 \$1,133.00 / EA
Standard	150 lbs. [68 kg]	84 in [2150 mm]	Type C-B \$635.00 / EA	Type C-B \$635.00 / EA	Type C-B-EXW4 \$877.00 / EA
		96 in [2455 mm]	Type C-B-EXH8 \$667.00 / EA	Type C-B-EXH8 \$667.00 / EA	Type C-B-EXW4H8 \$921.00 / EA
	125 lbs. [56 kg]	84 in [2150 mm]	Type B-B \$603.00 / EA	Type B-B \$603.00 / EA	
		96 in [2455 mm]	Type B-B-EXH8 \$634.00 / EA	Type B-B-EXH8 \$634.00 / EA	

For 2X4 wall bi-parting openings,  
Use two 2 kits and add one (1) CPD-2X4-Joiner Kit = \$75.00 / EA

# Type CC-[]HD-6MS Series

Door thickness 1 3/4 in [44.5 mm] - 3 in [76.2 mm]

Prices effective Feb 1, 2024

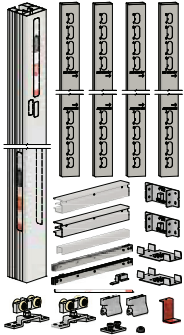
Crowder Frame  
Pocket Door Kits

Architecture & Design

Catch 'N' Close



Note: Metal stud framing by others. Kit breakdown is for illustration purposes only.



## Type CC-[]HD-6MS

For doors 30 in [762 mm] to 72 in [1828 mm] wide only, up to 300 lbs. [136 kg]

### Complete Catch 'N' Close Crowder Frame Kits

For 1 door opening in 6 in [152.4 mm] metal stud wall construction only

Each kit includes one CP-906-RS Header Track c/w Catch 'N' Close Slot x length based on kit size, two CP-HB6MS Header Brackets, two CP-930 Drywall Support x length based on kit size, four or up to ten Steel Uprights x length based on kit size, two or up to five CP-6MS Foot Brackets, one CC-998 HD Easy Connect Catch 'N' Close Hanger, one CP-998 HD Easy Connect Pocket Hanger, two CC-101HD Catch 'N' Close In-Track Stops, two Catch 'N' Close Closing Devices, one CP-008 Catch 'N' Close Crowder Frame Clip, one C-914 Guide Channel x length based on kit size, one CP-913-2 Pocket Guide and necessary fasteners.

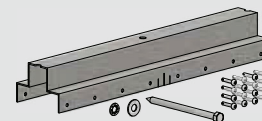
	3 For doors up to 300 lbs. [136 kg] E.g. Type CC-3HD-6MS	2 For doors up to 200 lbs. [90 kg] E.g. Type CC-2HD-6MS
<b>Type CC-[]HD-6MS</b> Suitable for one door from: 30 in [762 mm] to 36 in [914 mm] wide x 78 in [1981 mm] to 84 in [2134 mm] or 2150 mm high.	\$1,846.00 / EA	\$1,846.00 / EA
<b>Type CC-[]HD-6MS-EXH8</b> Extra Height Kit, suitable for one door: 30 in [762 mm] to 36 in [914 mm] wide x 90 in [2286 mm] to 96 in [2438 mm] or 2455 mm high.	\$1,920.00 / EA	\$1,920.00 / EA
<b>Type CC-[]HD-6MS-EXH10</b> Extra Height Kit, suitable for one door: 30 in [762 mm] to 36 in [914 mm] wide x 114 in [2896 mm] to 120 in [3048 mm] high or 3064 mm high. For door heights between 97 in [2464 mm] up to 113 in [2870 mm], please cut uprights on site.	\$2,086.00 / EA	\$2,086.00 / EA
<b>Type CC-[]HD-6MS-EXW4</b> Extra Width Kit, suitable for one door: 37 in [939 mm] to 48 in [1219 mm] wide x 78 in [1981 mm] to 84 in [2134 mm] or 2150 mm high.	\$2,326.00 / EA	\$2,326.00 / EA
<b>Type CC-[]HD-6MS-EXW4H8</b> Extra Width and Height Kit, suitable for one door: 37 in [939 mm] to 48 in [1219 mm] wide x 90 in [2286 mm] to 96 in [2438 mm] or 2455 mm high.	\$2,420.00 / EA	\$2,420.00 / EA
<b>Type CC-[]HD-6MS-EXW4H10</b> Extra Width and Height Kit, suitable for one door: 37 in [939 mm] to 48 in [1219 mm] wide x 114 in [2896 mm] to 120 in [3048 mm] high or 3064 mm high. For door heights between 97 in [2464 mm] up to 113 in [2870 mm], please cut uprights on site.	\$2,629.00 / EA	\$2,629.00 / EA
<b>Type CC-[]HD-6MS-EXW6</b> Extra Width Kit, suitable for one door: 49 in [1244 mm] to 72 in [1828 mm] wide x 78 in [1981 mm] to 84 in [2134 mm] or 2150 mm high.	\$2,991.00 / EA	\$2,991.00 / EA
<b>Type CC-[]HD-6MS-EXW6H8</b> Extra Width and Height Kit, suitable for one door: 49 in [1244 mm] to 72 in [1828 mm] wide x 90 in [2286 mm] to 96 in [2438 mm] or 2455 mm high.	\$3,111.00 / EA	\$3,111.00 / EA
<b>Type CC-[]HD-6MS-EXW6H10</b> Extra Width and Height Kit, suitable for one door: 49 in [1244 mm] to 72 in [1828 mm] wide x 114 in [2896 mm] to 120 in [3048 mm] high or 3064 mm high. For door heights between 97 in [2464 mm] up to 113 in [2870 mm], please cut uprights on site.	\$3,380.00 / EA	\$3,380.00 / EA

### Additional Crowder Frame Hardware:

#### CPD-6MS-Joiner Kit

#### Double/bi-parting door joiner

Use for applications where double bi-parting door openings are required. Two single Crowder Frame Kits from above are required in order to use the CPD-6MS-Joiner Kit. Kit includes one CPD-6MS-JBC Joiner Bracket Channel, one 3/8" x 6" Long Lag Screw, one 3/8" Washer, one 3/8" External Tooth Lock Washer and sixteen #10 x 1" Self-Drilling Screws. Full pocket door kits are NOT included, must be purchased separately.



\$132.00 / EA



# Type CC-W-6MS Series

Door thickness 1 3/4 in [44.5 mm] - 3 in [76.2 mm]

Prices effective Feb 1, 2024

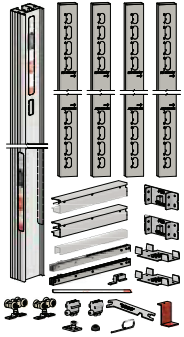
Crowder Frame  
Pocket Door Kits

Architecture & Design

Catch 'N' Close



Note: Metal stud framing by others. Kit breakdown is for illustration purposes only.



## Type CC-W-6MS

For doors 30 in [762 mm] to 48 in [1219 mm] wide only, up to 150 lbs. [68 kg]

### Complete Catch 'N' Close Crowder Frame Kits


For 1 door opening in 6 in [152.4 mm] metal stud wall construction only

Each kit includes one CP-406-RS Header Track c/w Catch 'N' Close Slot x length based on kit size, two CP-HB6MS Header Brackets, two CP-930 Drywall Support x length based on kit size, four or six Steel Uprights x length based on kit size, two or three CP-6MS Foot Brackets, one CC-493 Easy Connect Catch 'N' Close Hanger, one CP-493 Easy Connect Pocket Hanger, two CC-100 Catch 'N' Close In-Track Stops, two Catch 'N' Close Closing Devices, one CP-008 Catch 'N' Close Crowder Frame Clip, one C-914 Guide Channel x length based on kit size, one CP-913 Pocket Guide and necessary fasteners.

	1 For doors up to 150 lbs. [68 kg] E.g. Type CC-1W-6MS	75 For doors up to 75 lbs. [34 kg] E.g. Type CC-75W-6MS
<b>Type CC-[ ]W-6MS</b> Suitable for one door from: 30 in [762 mm] to 36 in [914 mm] wide x 79 in [2007 mm] to 84 in [2134 mm] or 2150 mm high.	\$1,205.00 / EA	\$1,205.00 / EA
<b>Type CC-[ ]W-6MS-EXH8</b> Extra Height Kit, suitable for one door: 30 in [762 mm] to 36 in [914 mm] wide x 91 in [2311 mm] to 96 in [2438 mm] or 2455 mm high.	\$1,254.00 / EA	\$1,254.00 / EA
<b>Type CC-[ ]W-6MS-EXH10</b> Extra Height Kit, suitable for one door: 30 in [762 mm] to 36 in [914 mm] wide x 115 in [2921 mm] to 120 in [3048 mm] high or 3064 mm high. For door heights between 97 in [2464 mm] up to 114 in [2896 mm], please cut uprights on site.	\$1,362.00 / EA	\$1,362.00 / EA
<b>Type CC-[ ]W-6MS-EXW4</b> Extra Width Kit, suitable for one door: 37 in [939 mm] to 48 in [1219 mm] wide x 79 in [2007 mm] to 84 in [2134 mm] or 2150 mm high.	\$1,519.00 / EA	\$1,519.00 / EA
<b>Type CC-[ ]W-6MS-EXW4H8</b> Extra Width and Height Kit, suitable for one door: 37 in [939 mm] to 48 in [1219 mm] wide x 91 in [2311 mm] to 96 in [2438 mm] or 2455 mm high.	\$1,580.00 / EA	\$1,580.00 / EA
<b>Type CC-[ ]W-6MS-EXW4H10</b> Extra Width and Height Kit, suitable for one door: 37 in [939 mm] to 48 in [1219 mm] wide x 115 in [2921 mm] to 120 in [3048 mm] high or 3064 mm high. For door heights between 97 in [2464 mm] up to 114 in [2896 mm], please cut uprights on site.	\$1,717.00 / EA	\$1,717.00 / EA



Note: Metal stud framing by others. Kit breakdown is for illustration purposes only.



## Type CC-NRW-6MS

For doors 18 in [457 mm] to 29 in [736 mm] wide only, up to 150 lbs. [68 kg]

### Complete Narrow Catch 'N' Close Crowder Frame Kits

For 1 door opening in 6 in [152.4 mm] metal stud wall construction only

Each kit includes one CP-406 Header Track x length based on kit size, two CP-HB6MS Header Brackets, two CP-930 Drywall Support x length based on kit size, four Steel Uprights x length based on kit size, two CP-6MS Foot Brackets, two CC-493 Easy Connect Catch 'N' Close Hangers, two CC-100 Catch 'N' Close In-Track Stops, two Catch 'N' Close Closing Devices, one C-914 Guide Channel x length based on kit size, one CP-913 Pocket Guide and necessary fasteners.

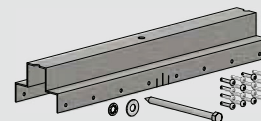
	1 For doors up to 150 lbs. [68 kg] E.g. Type CC-1NRW-6MS	75 For doors up to 75 lbs. [34 kg] E.g. Type CC-75NRW-6MS
<b>Type CC-[ ]NRW-6MS 'Narrow'</b> Suitable for one door from: 18 in [457 mm] to 29 in [736 mm] wide x 79 in [2007 mm] to 84 in [2134 mm] or 2150 mm high	\$1,143.00 / EA	\$1,143.00 / EA
<b>Type CC-[ ]NRW-6MS-EXH8 'Narrow'</b> Extra Height Kit, suitable for one door: 18 in [457 mm] to 29 in [736 mm] wide x 91 in [2311 mm] to 96 in [2438 mm] or 2455 mm high	\$1,189.00 / EA	\$1,189.00 / EA
<b>Type CC-[ ]NRW-6MS-EXH10 'Narrow'</b> Extra Height Kit, suitable for one door: 18 in [457 mm] to 29 in [736 mm] wide x 115 in [2921 mm] to 120 in [3048 mm] high or 3064 mm high. For door heights between 97 in [2464 mm] up to 114 in [2896 mm], please cut uprights on site.	\$1,292.00 / EA	\$1,292.00 / EA

### Additional Crowder Frame Hardware:

#### CPD-6MS-Joiner Kit

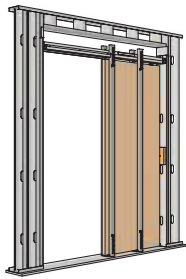
#### Double/bi-parting door joiner

Use for applications where double bi-parting door openings are required. Two single Crowder Frame Kits from above are required in order to use the CPD-6MS-Joiner Kit. Kit includes one CPD-6MS-JBC Joiner Bracket Channel, one 3/8" x 6" Long Lag Screw, one 3/8" Washer, one 3/8" External Tooth Lock Washer and sixteen #10 x 1" Self-Drilling Screws. Full pocket door kits are NOT included, must be purchased separately.



\$132.00 / EA





## Type CC-B-6MS

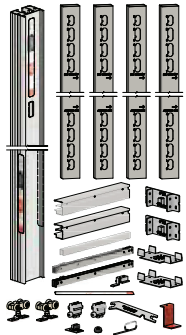
For doors 30 in [762 mm] to 48 in [1219 mm] wide only, up to 150 lbs. [68 kg]

### Complete Catch 'N' Close Crowder Frame Kits

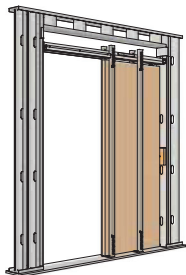
For 1 door opening in 6 in [152.4 mm] metal stud wall construction only

Each kit includes one CP-406-RS Header Track c/w Catch 'N' Close Slot x length based on kit size, two CP-HB6MS Header Brackets, two CP-930 Drywall Support x length based on kit size, four or six Steel Uprights x length based on kit size, two or three CP-6MS Foot Brackets, one CC-493 Easy Connect Catch 'N' Close Hanger, one CP-493 Easy Connect Pocket Hanger, two CC-100 Catch 'N' Close In-Track Stops, two Catch 'N' Close Closing Devices, one CP-008 Catch 'N' Close Crowder Frame Clip, one C-201 Guide Channel x length based on kit size, one CP-200 Pocket Guide and necessary fasteners.

Note: Metal stud framing by others. Kit breakdown is for illustration purposes only.



	1 For doors up to 150 lbs. [68 kg] E.g. Type CC-1B-6MS	75 For doors up to 75 lbs. [34 kg] E.g. Type CC-75B-6MS
<b>Type CC-[ ]B-6MS</b> Suitable for one door from: 30 in [762 mm] to 36 in [914 mm] wide x 79 in [2007 mm] to 84 in [2134 mm] or 2150 mm high.	\$1,193.00 / EA	\$1,193.00 / EA
<b>Type CC-[ ]B-6MS-EXH8</b> Extra Height Kit, suitable for one door: 30 in [762 mm] to 36 in [914 mm] wide x 91 in [2311 mm] to 96 in [2438 mm] or 2455 mm high.	\$1,241.00 / EA	\$1,241.00 / EA
<b>Type CC-[ ]B-6MS-EXH10</b> Extra Height Kit, suitable for one door: 30 in [762 mm] to 36 in [914 mm] wide x 115 in [2921 mm] to 120 in [3048 mm] high or 3064 mm high. For door heights between 97 in [2464 mm] up to 114 in [2896 mm], please cut uprights on site.	\$1,349.00 / EA	\$1,349.00 / EA
<b>Type CC-[ ]B-6MS-EXW4</b> Extra Width Kit, suitable for one door: 37 in [939 mm] to 48 in [1219 mm] wide x 79 in [2007 mm] to 84 in [2134 mm] or 2150 mm high.	\$1,504.00 / EA	\$1,504.00 / EA
<b>Type CC-[ ]B-6MS-EXW4H8</b> Extra Width and Height Kit, suitable for one door: 37 in [939 mm] to 48 in [1219 mm] wide x 91 in [2311 mm] to 96 in [2438 mm] or 2455 mm high.	\$1,565.00 / EA	\$1,565.00 / EA
<b>Type CC-[ ]B-6MS-EXW4H10</b> Extra Width and Height Kit, suitable for one door: 37 in [939 mm] to 48 in [1219 mm] wide x 115 in [2921 mm] to 120 in [3048 mm] high or 3064 mm high. For door heights between 97 in [2464 mm] up to 114 in [2896 mm], please cut uprights on site.	\$1,700.00 / EA	\$1,700.00 / EA



## Type CC-NRB-6MS


For doors 18 in [457 mm] to 29 in [736 mm] wide only, up to 150 lbs. [68 kg]

### Complete Narrow Catch 'N' Close Crowder Frame Kits

For 1 door opening in 6 in [152.4 mm] metal stud wall construction only

Each kit includes one CP-406 Header Track x length based on kit size, two CP-HB6MS Header Brackets, two CP-930 Drywall Support x length based on kit size, four Steel Uprights x length based on kit size, two CP-6MS Foot Brackets, two CC-493 Easy Connect Catch 'N' Close Hangers, two CC-100 Catch 'N' Close In-Track Stops, two Catch 'N' Close Closing Devices, one C-201 Guide Channel x length based on kit size, one CP-200 Pocket Guide and necessary fasteners.

Note: Metal stud framing by others. Kit breakdown is for illustration purposes only.



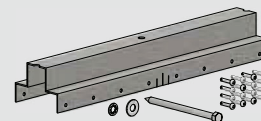
	1 For doors up to 150 lbs. [68 kg] E.g. Type CC-1NRB-6MS	75 For doors up to 75 lbs. [34 kg] E.g. Type CC-75NRB-6MS
<b>Type CC-[ ]NRB-6MS 'Narrow'</b> Suitable for one door from: 18 in [457 mm] to 29 in [736 mm] wide x 79 in [2007 mm] to 84 in [2134 mm] or 2150 mm high.	\$1,131.00 / EA	\$1,131.00 / EA
<b>Type CC-[ ]NRB-6MS-EXH8 'Narrow'</b> Extra Height Kit, suitable for one door: 18 in [457 mm] to 29 in [736 mm] wide x 91 in [2311 mm] to 96 in [2438 mm] or 2455 mm high.	\$1,177.00 / EA	\$1,177.00 / EA
<b>Type CC-[ ]NRB-6MS-EXH10 'Narrow'</b> Extra Height Kit, suitable for one door: 18 in [457 mm] to 29 in [736 mm] wide x 115 in [2921 mm] to 120 in [3048 mm] high or 3064 mm high. For door heights between 97 in [2464 mm] up to 114 in [2896 mm], please cut uprights on site.	\$1,279.00 / EA	\$1,279.00 / EA

### Additional Crowder Frame Hardware:

#### CPD-6MS-Joiner Kit

#### Double/bi-parting door joiner

Use for applications where double bi-parting door openings are required. Two single Crowder Frame Kits from above are required in order to use the CPD-6MS-Joiner Kit. Kit includes one CPD-6MS-JBC Joiner Bracket Channel, one 3/8" x 6" Long Lag Screw, one 3/8" Washer, one 3/8" External Tooth Lock Washer and sixteen #10 x 1" Self-Drilling Screws. Full pocket door kits are NOT included, must be purchased separately.



\$132.00 / EA

# Type CC-  HD-2X6 Series

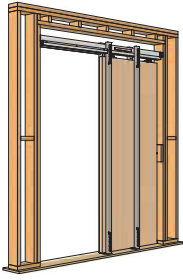
Door thickness 1 3/4 in [44.5 mm] - 2 1/2 in [63.5 mm]

Prices effective Feb 1, 2024


Crowder Frame  
Pocket Door Kits

Architecture & Design

Catch 'N' Close



Note: Wood stud framing by others. Kit breakdown is for illustration purposes only.



## Type CC-  HD-2X6

For doors 30 in [762 mm] to 72 in [1828 mm] wide only, up to 300 lbs. [136 kg]

### Complete Catch 'N' Close Crowder Frame Kits

For 1 door opening in 2X6 wood wall construction only

Each kit includes one CP-903-RS Header Track c/w Catch 'N' Close Slot x length based on kit size, two CP-HB2X6 Header Brackets, two CP-930 Drywall Support x length based on kit size, four or up to ten Steel Uprights x length based on kit size, two or up to five CP-2X6 Foot Brackets, one CC-998 HD Easy Connect Catch 'N' Close Hanger, one CP-998 HD Easy Connect Pocket Hanger, two CC-101HD Catch 'N' Close In-Track Stops, two Catch 'N' Close Closing Devices, one CP-008 Catch 'N' Close Crowder Frame Clip, one C-914 Guide Channel x length based on kit size, one CP-913-2 Pocket Guide and necessary fasteners.

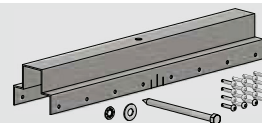
	<b>3</b> For doors up to 300 lbs. [136 kg] E.g. Type CC- <b>3</b> HD-2X6	<b>2</b> For doors up to 200 lbs. [90 kg] E.g. Type CC- <b>2</b> HD-2X6
<b>Type CC-<span style="border: 1px solid black; padding: 0 2px;">  </span>HD-2X6</b> Suitable for one door from: 30 in [762 mm] to 36 in [914 mm] wide x 78 in [1981 mm] to 84 in [2134 mm] or 2150 mm high.	\$1,709.00 / EA	\$1,709.00 / EA
<b>Type CC-<span style="border: 1px solid black; padding: 0 2px;">  </span>HD-2X6-EXH8</b> Extra Height Kit, suitable for one door: 30 in [762 mm] to 36 in [914 mm] wide x 90 in [2286 mm] to 96 in [2438 mm] or 2455 mm high.	\$1,778.00 / EA	\$1,778.00 / EA
<b>Type CC-<span style="border: 1px solid black; padding: 0 2px;">  </span>HD-2X6-EXH10</b> Extra Height Kit, suitable for one door: 30 in [762 mm] to 36 in [914 mm] wide x 114 in [2896 mm] to 120 in [3048 mm] high or 3064 mm high. For door heights between 97 in [2464 mm] up to 113 in [2870 mm], please cut uprights on site.	\$1,932.00 / EA	\$1,932.00 / EA
<b>Type CC-<span style="border: 1px solid black; padding: 0 2px;">  </span>HD-2X6-EXW4</b> Extra Width Kit, suitable for one door: 37 in [939 mm] to 48 in [1219 mm] wide x 78 in [1981 mm] to 84 in [2134 mm] or 2150 mm high.	\$2,154.00 / EA	\$2,154.00 / EA
<b>Type CC-<span style="border: 1px solid black; padding: 0 2px;">  </span>HD-2X6-EXW4H8</b> Extra Width and Height Kit, suitable for one door: 37 in [939 mm] to 48 in [1219 mm] wide x 90 in [2286 mm] to 96 in [2438 mm] or 2455 mm high.	\$2,241.00 / EA	\$2,241.00 / EA
<b>Type CC-<span style="border: 1px solid black; padding: 0 2px;">  </span>HD-2X6-EXW4H10</b> Extra Width and Height Kit, suitable for one door: 37 in [939 mm] to 48 in [1219 mm] wide x 114 in [2896 mm] to 120 in [3048 mm] high or 3064 mm high. For door heights between 97 in [2464 mm] up to 113 in [2870 mm], please cut uprights on site.	\$2,435.00 / EA	\$2,435.00 / EA
<b>Type CC-<span style="border: 1px solid black; padding: 0 2px;">  </span>HD-2X6-EXW6</b> Extra Width Kit, suitable for one door: 49 in [1244 mm] to 72 in [1828 mm] wide x 78 in [1981 mm] to 84 in [2134 mm] or 2150 mm high.	\$2,769.00 / EA	\$2,769.00 / EA
<b>Type CC-<span style="border: 1px solid black; padding: 0 2px;">  </span>HD-2X6-EXW6H8</b> Extra Width and Height Kit, suitable for one door: 49 in [1244 mm] to 72 in [1828 mm] wide x 90 in [2286 mm] to 96 in [2438 mm] or 2455 mm high.	\$2,880.00 / EA	\$2,880.00 / EA
<b>Type CC-<span style="border: 1px solid black; padding: 0 2px;">  </span>HD-2X6-EXW6H10</b> Extra Width and Height Kit, suitable for one door: 49 in [1244 mm] to 72 in [1828 mm] wide x 114 in [2896 mm] to 120 in [3048 mm] high or 3064 mm high. For door heights between 97 in [2464 mm] up to 113 in [2870 mm], please cut uprights on site.	\$3,129.00 / EA	\$3,129.00 / EA

### Additional Crowder Frame Hardware:

#### CPD-2X6-Joiner Kit

#### Double/bi-parting door joiner

Use for applications where double bi-parting door openings are required. Two single Crowder Frame Kits from above are required in order to use the CPD-2X6-Joiner Kit. Kit includes one CPD-2X6-JBC Joiner Bracket Channel, one 3/8" x 6" Long Lag Screw, one 3/8" Washer, one 3/8" External Tooth Lock Washer and sixteen #10 x 1" Self-Drilling Screws. Full pocket door kits are NOT included, must be purchased separately.



\$122.00 / EA



# Type CC-W-2X6 Series

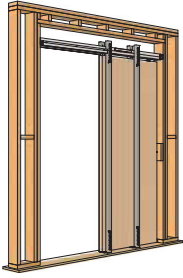
Door thickness 1 3/4 in [44.5 mm] - 2 1/2 in [63.5 mm]

Prices effective Feb 1, 2024

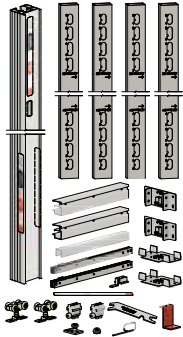
Crowder Frame  
Pocket Door Kits

Architecture & Design

Catch 'N' Close



Note: Wood stud framing by others. Kit breakdown is for illustration purposes only.



## Type CC-W-2X6

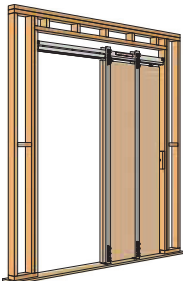
For doors 30 in [762 mm] to 48 in [1219 mm] wide only, up to 150 lbs. [68 kg]

### Complete Catch 'N' Close Crowder Frame Kits


For 1 door opening in 2X6 wood wall construction only

Each kit includes one CP-426-RS Header Track c/w Catch 'N' Close Slot x length based on kit size, two CP-HB2X6 Header Brackets, two CP-930 Drywall Support x length based on kit size, four or six Steel Uprights x length based on kit size, two or three CP-2X6 Foot Brackets, one CC-493 Easy Connect Catch 'N' Close Hanger, one CP-493 Easy Connect Pocket Hanger, two CC-100 Catch 'N' Close In-Track Stops, two Catch 'N' Close Closing Devices, one CP-008 Catch 'N' Close Crowder Frame Clip, one C-914 Guide Channel x length based on kit size, one CP-913 Pocket Guide and necessary fasteners.

Type CC-[ ]W-2X6	1 For doors up to 150 lbs. [68 kg] E.g. Type CC-1W-2X6	75 For doors up to 75 lbs. [34 kg] E.g. Type CC-75W-2X6
Type CC-[ ]W-2X6 Suitable for one door from: 30 in [762 mm] to 36 in [914 mm] wide x 79 in [2007 mm] to 84 in [2134 mm] or 2150 mm high.	\$1,136.00 / EA	\$1,136.00 / EA
Type CC-[ ]W-2X6-EXH8 Extra Height Kit, suitable for one door: 30 in [762 mm] to 36 in [914 mm] wide x 91 in [2311 mm] to 96 in [2438 mm] or 2455 mm high.	\$1,182.00 / EA	\$1,182.00 / EA
Type CC-[ ]W-2X6-EXH10 Extra Height Kit, suitable for one door: 30 in [762 mm] to 36 in [914 mm] wide x 115 in [2921 mm] to 120 in [3048 mm] high or 3064 mm high. For door heights between 97 in [2464 mm] up to 114 in [2896 mm], please cut uprights on site.	\$1,284.00 / EA	\$1,284.00 / EA
Type CC-[ ]W-2X6-EXW4 Extra Width Kit, suitable for one door: 37 in [939 mm] to 48 in [1219 mm] wide x 79 in [2007 mm] to 84 in [2134 mm] or 2150 mm high.	\$1,432.00 / EA	\$1,432.00 / EA
Type CC-[ ]W-2X6-EXW4H8 Extra Width and Height Kit, suitable for one door: 37 in [939 mm] to 48 in [1219 mm] wide x 91 in [2311 mm] to 96 in [2438 mm] or 2455 mm high.	\$1,490.00 / EA	\$1,490.00 / EA
Type CC-[ ]W-2X6-EXW4H10 Extra Width and Height Kit, suitable for one door: 37 in [939 mm] to 48 in [1219 mm] wide x 115 in [2921 mm] to 120 in [3048 mm] high or 3064 mm high. For door heights between 97 in [2464 mm] up to 114 in [2896 mm], please cut uprights on site.	\$1,619.00 / EA	\$1,619.00 / EA



Note: Wood stud framing by others. Kit breakdown is for illustration purposes only.



## Type CC-NRW-2X6

For doors 18 in [457 mm] to 29 in [736 mm] wide only, up to 150 lbs. [68 kg]

### Complete Narrow Catch 'N' Close Crowder Frame Kits

For 1 door opening in 2X6 wood wall construction only

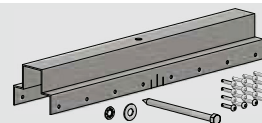
Each kit includes one CP-426 Header Track x length based on kit size, two CP-HB2X6 Header Brackets, two CP-930 Drywall Support x length based on kit size, four Steel Uprights x length based on kit size, two CP-2X6 Foot Brackets, two CC-493 Easy Connect Catch 'N' Close Hangers, two CC-100 Catch 'N' Close In-Track Stops, two Catch 'N' Close Closing Devices, one C-914 Guide Channel x length based on kit size, one CP-913 Pocket Guide and necessary fasteners.

Type CC-[ ]NRW-2X6 'Narrow'	1 For doors up to 150 lbs. [68 kg] E.g. Type CC-1NRW-2X6	75 For doors up to 75 lbs. [34 kg] E.g. Type CC-75NRW-2X6
Type CC-[ ]NRW-2X6 'Narrow' Suitable for one door from: 18 in [457 mm] to 29 in [736 mm] wide x 79 in [2007 mm] to 84 in [2134 mm] or 2150 mm high.	\$1,093.00 / EA	\$1,093.00 / EA
Type CC-[ ]NRW-2X6-EXH8 'Narrow' Extra Height Kit, suitable for one door: 18 in [457 mm] to 29 in [736 mm] wide x 91 in [2311 mm] to 96 in [2438 mm] or 2455 mm high.	\$1,137.00 / EA	\$1,137.00 / EA
Type CC-[ ]NRW-2X6-EXH10 'Narrow' Extra Height Kit, suitable for one door: 18 in [457 mm] to 29 in [736 mm] wide x 115 in [2921 mm] to 120 in [3048 mm] high or 3064 mm high. For door heights between 97 in [2464 mm] up to 114 in [2896 mm], please cut uprights on site.	\$1,236.00 / EA	\$1,236.00 / EA

### Additional Crowder Frame Hardware:

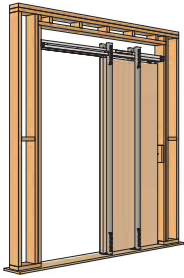
#### CPD-2X6-Joiner Kit Double/bi-parting door joiner

Use for applications where double bi-parting door openings are required. Two single Crowder Frame Kits from above are required in order to use the CPD-2X6-Joiner Kit. Kit includes one CPD-2X6-JBC Joiner Bracket Channel, one 3/8" x 6" Long Lag Screw, one 3/8" Washer, one 3/8" External Tooth Lock Washer and sixteen #10 x 1" Self-Drilling Screws. Full pocket door kits are NOT included, must be purchased separately.



\$122.00 / EA





## Type CC-B-2X6

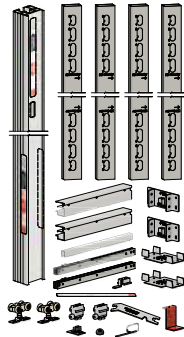
For doors 30 in [762 mm] to 48 in [1219 mm] wide only, up to 150 lbs. [68 kg]

### Complete Catch 'N' Close Crowder Frame Kits

For 1 door opening in 2X6 wood wall construction only

Each kit includes one CP-426-RS Header Track c/w Catch 'N' Close Slot x length based on kit size, two CP-HB2X6 Header Brackets, two CP-930 Drywall Support x length based on kit size, four or six Steel Uprights x length based on kit size, two or three CP-2X6 Foot Brackets, one CC-493 Easy Connect Catch 'N' Close Hanger, one CP-493 Easy Connect Pocket Hanger, two CC-100 Catch 'N' Close In-Track Stops, two Catch 'N' Close Closing Devices, one CP-008 Catch 'N' Close Crowder Frame Clip, one C-201 Guide Channel x length based on kit size, one CP-200 Pocket Guide and necessary fasteners.

Note: Wood stud framing by others. Kit breakdown is for illustration purposes only.



**1**  
For doors up to 150 lbs. [68 kg]  
E.g. Type CC-1B-2X6

**75**  
For doors up to 75 lbs. [34 kg]  
E.g. Type CC-75B-2X6

### Type CC-[ ]B-2X6

Suitable for one door from:  
30 in [762 mm] to 36 in [914 mm] wide x 79 in [2007 mm] to 84 in [2134 mm] or 2150 mm high.

\$1,124.00 / EA

\$1,124.00 / EA

### Type CC-[ ]B-2X6-EXH8

Extra Height Kit, suitable for one door:  
30 in [762 mm] to 36 in [914 mm] wide x 91 in [2311 mm] to 96 in [2438 mm] or 2455 mm high.

\$1,169.00 / EA

\$1,169.00 / EA

### Type CC-[ ]B-2X6-EXH10

Extra Height Kit, suitable for one door:  
30 in [762 mm] to 36 in [914 mm] wide x 115 in [2921 mm] to 120 in [3048 mm] high or 3064 mm high.  
For door heights between 97 in [2464 mm] up to 114 in [2896 mm], please cut uprights on site.

\$1,271.00 / EA

\$1,271.00 / EA

### Type CC-[ ]B-2X6-EXW4

Extra Width Kit, suitable for one door:  
37 in [939 mm] to 48 in [1219 mm] wide x 79 in [2007 mm] to 84 in [2134 mm] or 2150 mm high.

\$1,417.00 / EA

\$1,417.00 / EA

### Type CC-[ ]B-2X6-EXW4H8

Extra Width and Height Kit, suitable for one door:  
37 in [939 mm] to 48 in [1219 mm] wide x 91 in [2311 mm] to 96 in [2438 mm] or 2455 mm high.

\$1,474.00 / EA

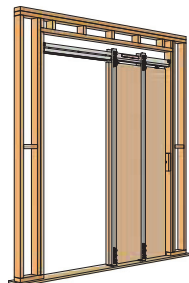
\$1,474.00 / EA

### Type CC-[ ]B-2X6-EXW4H10

Extra Width and Height Kit, suitable for one door:  
37 in [939 mm] to 48 in [1219 mm] wide x 115 in [2921 mm] to 120 in [3048 mm] high or 3064 mm high.  
For door heights between 97 in [2464 mm] up to 114 in [2896 mm], please cut uprights on site.

\$1,602.00 / EA

\$1,602.00 / EA



## Type CC-NRB-2X6


For doors 18 in [457 mm] to 29 in [736 mm] wide only, up to 150 lbs. [68 kg]

### Complete Narrow Catch 'N' Close Crowder Frame Kits

For 1 door opening in 2X6 wood wall construction only

Each kit includes one CP-426 Header Track x length based on kit size, two CP-HB2X6 Header Brackets, two CP-930 Drywall Support x length based on kit size, four Steel Uprights x length based on kit size, two CP-2X6 Foot Brackets, two CC-493 Easy Connect Catch 'N' Close Hangers, two CC-100 Catch 'N' Close In-Track Stops, two Catch 'N' Close Closing Devices, one C-201 Guide Channel x length based on kit size, one CP-200 Pocket Guide and necessary fasteners.

Note: Wood stud framing by others. Kit breakdown is for illustration purposes only.



**1**  
For doors up to 150 lbs. [68 kg]  
E.g. Type CC-1NRB-2X6

**75**  
For doors up to 75 lbs. [34 kg]  
E.g. Type CC-75NRB-2X6

### Type CC-[ ]NRB-2X6 'Narrow'

Suitable for one door from:  
18 in [457 mm] to 29 in [736 mm] wide x 79 in [2007 mm] to 84 in [2134 mm] or 2150 mm high.

\$1,082.00 / EA

\$1,082.00 / EA

### Type CC-[ ]NRB-2X6-EXH8 'Narrow'

Extra Height Kit, suitable for one door:  
18 in [457 mm] to 29 in [736 mm] wide x 91 in [2311 mm] to 96 in [2438 mm] or 2455 mm high.

\$1,126.00 / EA

\$1,126.00 / EA

### Type CC-[ ]NRB-2X6-EXH10 'Narrow'

Extra Height Kit, suitable for one door:  
18 in [457 mm] to 29 in [736 mm] wide x 115 in [2921 mm] to 120 in [3048 mm] high or 3064 mm high.  
For door heights between 97 in [2464 mm] up to 114 in [2896 mm], please cut uprights on site.

\$1,223.00 / EA

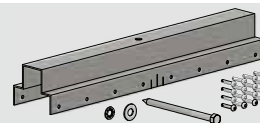
\$1,223.00 / EA

### Additional Crowder Frame Hardware:

#### CPD-2X6-Joiner Kit

#### Double/bi-parting door joiner

Use for applications where double bi-parting door openings are required. Two single Crowder Frame Kits from above are required in order to use the CPD-2X6-Joiner Kit. Kit includes one CPD-2X6-JBC Joiner Bracket Channel, one 3/8" x 6" Long Lag Screw, one 3/8" Washer, one 3/8" External Tooth Lock Washer and sixteen #10 x 1" Self-Drilling Screws. Full pocket door kits are NOT included, must be purchased separately.



\$122.00 / EA

# Type CC-W Series

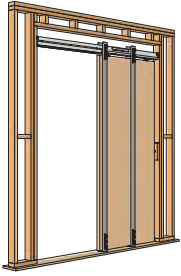
Door thickness 1 3/4 in [44.5 mm]

Prices effective Feb 1, 2024

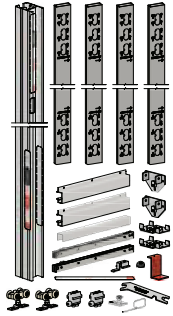
Crowder Frame  
Pocket Door Kits

Architecture & Design

Catch 'N' Close



Note: Wood stud framing by others. Kit breakdown is for illustration purposes only.



## Type CC-W

For doors 30 in [762 mm] to 48 in [1219 mm] wide only, up to 150 lbs. [68 kg]

### Complete Catch 'N' Close Crowder Frame Kits

For 1 door opening in 2x4 wood wall or 3 5/8 metal stud wall construction only

Each kit includes one CP-403-RS Header Track c/w Catch 'N' Close Slot x length based on kit size, two CP-HB2X4 Header Brackets, two CP-830 Drywall Support x length based on kit size, four or six Steel Uprights x length based on kit size, two or three CP-2X4 Foot Brackets, one CC-493 Easy Connect Catch 'N' Close Hanger, one CP-493 Easy Connect Pocket Hanger, two CC-100 Catch 'N' Close In-Track Stops, two Catch 'N' Close Closing Devices, one CP-008 Catch 'N' Close Crowder Frame Clip, one C-914 Guide Channel x length based on kit size, one CP-913 Pocket Guide and necessary fasteners.

	<b>1</b> For doors up to 150 lbs. [68 kg] E.g. Type CC-1W	<b>75</b> For doors up to 75 lbs. [34 kg] E.g. Type CC-75W
<b>Type CC-[ ]W</b> Suitable for one door from: 30 in [762 mm] to 36 in [914 mm] wide x 80 in [2032 mm] to 84 in [2134 mm] or 2150 mm high.	\$873.00 / EA	\$873.00 / EA
<b>Type CC-[ ]W-EXH8</b> Extra Height Kit, suitable for one door: 30 in [762 mm] to 36 in [914 mm] wide x 92 in [2337 mm] to 96 in [2438 mm] or 2455 mm high.	\$908.00 / EA	\$908.00 / EA
<b>Type CC-[ ]W-EXH10</b> Extra Height Kit, suitable for one door: 30 in [762 mm] to 36 in [914 mm] wide x 116 in [2946 mm] to 120 in [3048 mm] or 3064 mm high. For door heights between 97 in [2464 mm] up to 114 in [2896 mm], please cut uprights on site.	\$3,089.00 / EA	\$3,089.00 / EA
<b>Type CC-[ ]W-EXW4</b> Extra Width Kit, suitable for one door: 37 in [939 mm] to 48 in [1219 mm] wide x 80 in [2032 mm] to 84 in [2134 mm] or 2150 mm high.	\$1,100.00 / EA	\$1,100.00 / EA
<b>Type CC-[ ]W-EXW4H8</b> Extra Width and Height Kit, suitable for one door: 37 in [939 mm] to 48 in [1219 mm] wide x 92 in [2337 mm] to 96 in [2438 mm] or 2455 mm high.	\$1,144.00 / EA	\$1,144.00 / EA
<b>Type CC-[ ]W-EXW4H10</b> Extra Width and Height Kit, suitable for one door: 37 in [939 mm] to 48 in [1219 mm] wide x 116 in [2946 mm] to 120 in [3048 mm] or 3064 mm high. For door heights between 97 in [2464 mm] up to 114 in [2896 mm], please cut uprights on site.	\$4,078.00 / EA	\$4,078.00 / EA

## Type CC-NRW

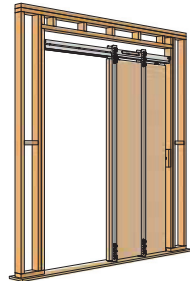
For doors 18 in [457 mm] to 29 in [736 mm] wide only, up to 150 lbs. [68 kg]

### Complete Narrow Catch 'N' Close Crowder Frame Kits

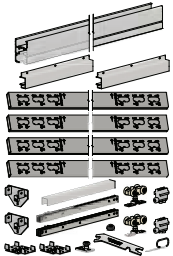
For 1 door opening in 2x4 wood wall or 3 5/8 metal stud wall construction only

Each kit includes one CP-403 Header Track x length based on kit size, two CP-HB2X4 Header Brackets, two CP-830 Drywall Support x length based on kit size, four Steel Uprights x length based on kit size, two CP-2X4 Foot Brackets, two CC-493 Easy Connect Catch 'N' Close Hangers, two CC-100 Catch 'N' Close In-Track Stops, two Catch 'N' Close Closing Devices, one C-914 Guide Channel x length based on kit size, one CP-913 Pocket Guide and necessary fasteners.

	<b>1</b> For doors up to 150 lbs. [68 kg] E.g. Type CC-1NRW	<b>75</b> For doors up to 75 lbs. [34 kg] E.g. Type CC-75NRW
<b>Type CC-[ ]NRW 'Narrow'</b> Suitable for one door from: 18 in [457 mm] to 29 in [736 mm] wide x 80 in [2032 mm] to 84 in [2134 mm] or 2150 mm high.	\$828.00 / EA	\$828.00 / EA
<b>Type CC-[ ]NRW-EXH8 'Narrow'</b> Extra Height Kit, suitable for one door: 18 in [457 mm] to 29 in [736 mm] wide x 92 in [2337 mm] to 96 in [2438 mm] or 2455 mm high.	\$862.00 / EA	\$862.00 / EA



Note: Wood stud framing by others. Kit breakdown is for illustration purposes only.

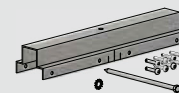


### Additional Crowder Frame Hardware:

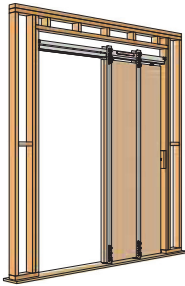
#### CPD-2X4-Joiner Kit

##### Double/bi-parting door joiner

Use for applications where double bi-parting door openings are required. Two single Crowder Frame Kits from above are required in order to use the CPD-2X4-Joiner Kit. Kit includes one CPD-2X4-JBC Joiner Bracket Channel, one 1/4" x 6" Long Lag Screw and eight #10 x 1" Self-Drilling Screws. Full pocket door kits are NOT included, must be purchased separately.



\$75.00 / EA



Note: Wood stud framing by others. Kit breakdown is for illustration purposes only.

## Type CC-B

For doors 30 in [762 mm] to 48 in [1219 mm] wide only, up to 150 lbs. [68 kg]

### Complete Catch 'N' Close Crowder Frame Kits

For 1 door opening in 2x4 wood wall or 3 5/8 metal stud wall construction only

Each kit includes one CP-403-RS Header Track c/w Catch 'N' Close Slot x length based on kit size, two CP-HB2X4 Header Brackets, two CP-830 Drywall Support x length based on kit size, four or six Steel Uprights x length based on kit size, two or three CP-2X4 Foot Brackets, one CC-493 Easy Connect Catch 'N' Close Hanger, one CP-493 Easy Connect Pocket Hanger, two CC-100 Catch 'N' Close In-Track Stops, two Catch 'N' Close Closing Devices, one CP-008 Catch 'N' Close Crowder Frame Clip, one C-201 Guide Channel x length based on kit size, one CP-200 Pocket Guide and necessary fasteners.

**1**  
For doors up to 150 lbs. [68 kg]  
E.g. Type CC-1B

**75**  
For doors up to 75 lbs. [34 kg]  
E.g. Type CC-75B

#### Type CC-[ ]B

Suitable for one door from:  
30 in [762 mm] to 36 in [914 mm] wide x 80 in [2032 mm] to 84 in [2134 mm] or 2150 mm high.

\$864.00 / EA

\$864.00 / EA

#### Type CC-[ ]B-EXH8

Extra Height Kit, suitable for one door:  
30 in [762 mm] to 36 in [914 mm] wide x 92 in [2337 mm] to 96 in [2438 mm] or 2455 mm high.

\$899.00 / EA

\$899.00 / EA

#### Type CC-[ ]B-EXW4

Extra Width Kit, suitable for one door:  
37 in [939 mm] to 48 in [1219 mm] wide x 80 in [2032 mm] to 84 in [2134 mm] or 2150 mm high.

\$1,089.00 / EA

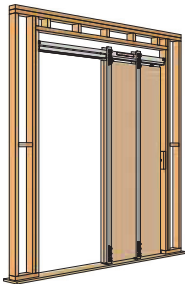
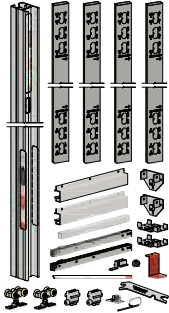
\$1,089.00 / EA

#### Type CC-[ ]B-EXW4H8

Extra Width and Height Kit, suitable for one door:  
37 in [939 mm] to 48 in [1219 mm] wide x 92 in [2337 mm] to 96 in [2438 mm] or 2455 mm high.

\$1,133.00 / EA

\$1,133.00 / EA



Note: Wood stud framing by others. Kit breakdown is for illustration purposes only.

## Type CC-NRB

For doors 18 in [457 mm] to 29 in [736 mm] wide only, up to 150 lbs. [68 kg]

### Complete Narrow Catch 'N' Close Crowder Frame Kits

For 1 door opening in 2x4 wood wall or 3 5/8 metal stud wall construction only

Each kit includes one CP-403 Header Track x length based on kit size, two CP-HB2X4 Header Brackets, two CP-830 Drywall Support x length based on kit size, four Steel Uprights x length based on kit size, two CP-2X4 Foot Brackets, two CC-493 Easy Connect Catch 'N' Close Hangers, two CC-100 Catch 'N' Close In-Track Stops, two Catch 'N' Close Closing Devices, one C-201 Guide Channel x length based on kit size, one CP-200 Pocket Guide and necessary fasteners.

**1**  
For doors up to 150 lbs. [68 kg]  
E.g. Type CC-1NRB

**75**  
For doors up to 75 lbs. [34 kg]  
E.g. Type CC-75NRB

#### Type CC-[ ]NRB 'Narrow'

Suitable for one door from:  
18 in [457 mm] to 29 in [736 mm] wide x 80 in [2032 mm] to 84 in [2134 mm] or 2150 mm high.

\$819.00 / EA


\$819.00 / EA

#### Type CC-[ ]NRB-EXH8 'Narrow'

Extra Height Kit, suitable for one door:  
18 in [457 mm] to 29 in [736 mm] wide x 92 in [2337 mm] to 96 in [2438 mm] or 2455 mm high.

\$852.00 / EA

\$852.00 / EA

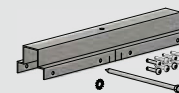


### Additional Crowder Frame Hardware:

#### CPD-2X4-Joiner Kit

##### Double/bi-parting door joiner


Use for applications where double bi-parting door openings are required. Two single Crowder Frame Kits from above are required in order to use the CPD-2X4-Joiner Kit. Kit includes one CPD-2X4-JBC Joiner Bracket Channel, one 1/4" x 6" Long Lag Screw and eight #10 x 1" Self-Drilling Screws. Full pocket door kits are NOT included, must be purchased separately.



\$75.00 / EA

# CP-TK-2X4 Series

Prices effective Feb 1, 2024



Note: Kit breakdown above is for illustration purposes only.

## Crowder Frame Pocket Trim Kits

**For Type CC-W Catch 'N' Close Pocket Door Kits only**

For single or double doors from 18 in [457 mm] to 48 in [1219 mm] wide only x 1 3/4 in [44.5 mm] thick only

### CP-TK-2X4

Use for applications where a single Type CC-W Catch 'N' Close Crowder Frame Pocket Door Kit is used.

Suitable for one door KIT from:

18 in [457 mm] to 36 in [914 mm] wide x 80 in [2032 mm] to 84 in [2134 mm] or 2150 mm high.

Full pocket door kit is NOT included, must be purchased separately.

KIT includes: four CP-TK-C2X4 Trim Clips x 84" and two CP-TK-C2X4 Trim Clips x 36" complete with holes, four CP-TK-TA2X4 Inside Trim Covers C.A. x 86" and two CP-TK-TA2X4 Inside Trim Covers C.A. x 38" complete with pile inserts, four CP-TK-TC2X4 Trim Cover Casings C.A. x 88", two CP-TK-TC2X4 Trim Cover Casings C.A. x 43", one C-917 Guide Channel C.A. complete with pile inserts x 36" and necessary fastener

\$900.00 / EA

### CP-TK-2X4-EXW4H8

Use for applications where a single Type CC-W-EXW4H8 Catch 'N' Close Crowder Frame Pocket Door Kit is used.

Suitable for one door KIT from:

37 in [939 mm] to 48 in [1219 mm] wide x 92 in [2337 mm] to 96 in [2438 mm] or 2455 mm high.

Full pocket door kit is NOT included, must be purchased separately.

KIT includes: four CP-TK-C2X4 Trim Clips x 96" and two CP-TK-C2X4 Trim Clips x 48" complete with holes, four CP-TK-TA2X4 Inside Trim Covers C.A. x 86" and two CP-TK-TA2X4 Inside Trim Covers C.A. x 50" complete with pile inserts, four CP-TK-TC2X4 Trim Cover Casings C.A. x 100", two CP-TK-TC2X4 Trim Cover Casings C.A. x 55", one C-917 Guide Channel C.A. complete with pile inserts x 48" and necessary fasteners.

\$1,041.00 / EA

### CPD-TK-2X4

Use for applications where two single Type CC-W Catch 'N' Close Crowder Frame Pocket Door Kit with a CPD-2X4-Joiner Kit is used.

Suitable for a double door KIT for two doors from:

18 in [457 mm] to 36 in [914 mm] wide x 80 in [2032 mm] to 84 in [2134 mm] or 2150 mm high.

Full pocket door kit is NOT included, must be purchased separately.

KIT includes: four CP-TK-C2X4 Trim Clips x 84" and two CP-TK-C2X4 Trim Clips x 72" complete with holes, four CP-TK-TA2X4 Inside Trim Covers C.A. x 86" and two CP-TK-TA2X4 Inside Trim Covers C.A. x 74" complete with pile inserts, four CP-TK-TC2X4 Trim Cover Casings C.A. x 88", two CP-TK-TC2X4 Trim Cover Casings C.A. x 79", two C-917 Guide Channels C.A. complete with pile inserts x 36" and necessary fasteners.

\$1,097.00 / EA

### CPD-TK-2X4-EXW4H8

Use for applications where two single Type CC-W-EXW4H8 Catch 'N' Close Crowder Frame Pocket Door Kit with a CPD-2X4-Joiner Kit is used.

Suitable for a double door KIT for two doors from:

37 in [939 mm] to 48 in [1219 mm] wide x 92 in [2337 mm] to 96 in [2438 mm] or 2455 mm high.

Full pocket door kit is NOT included, must be purchased separately.

KIT includes: four CP-TK-C2X4 Trim Clips x 96" and two CP-TK-C2X4 Trim Clips x 96" complete with holes, four CP-TK-TA2X4 Inside Trim Covers C.A. x 98" and two CP-TK-TA2X4 Inside Trim Covers C.A. x 98" complete with pile inserts, four CP-TK-TC2X4 Trim Cover Casings C.A. x 100", two CP-TK-TC2X4 Trim Cover Casings C.A. x 103", two C-917 Guide Channels C.A. complete with pile inserts x 48" and necessary fasteners.

\$1,275.00 / EA

## Individual Products

### CP-TK-C2X4 Clip


Extruded aluminum c/w pre-punched holes



\$10.65 / FT

### CP-TK-TA2X4 C.A. Inside Trim Cover

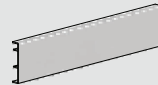
Clear Anodized extruded aluminum c/w pile insert



\$15.50 / FT

### CP-TK-TC2X4 C.A. Trim Cover Casing

Clear Anodized extruded aluminum



\$13.70 / FT

### C-917 Guide Channel C.A.

Clear Anodized extruded aluminum c/w pile insert



\$27.65 / FT

### #8 x 1" Self-Drilling Pan Head Screws Stainless Steel - Pack of 10

Fastener Type: [FT31]



\$8.65 / EA

# Type 6MS/2X6/CC Series

Prices effective Feb 1, 2024

## Individual Products

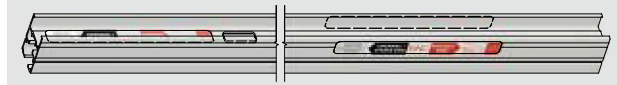
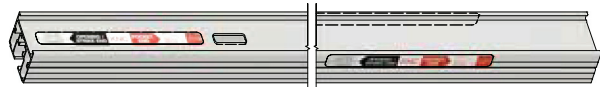
### Header Tracks



**CP-906-RS Header Track x 73 5/8"**  
Extruded aluminum with Catch 'N' Close Slot and Stickers  
[For Type CC-HD-6MS Series only] **\$567.00 / EA**

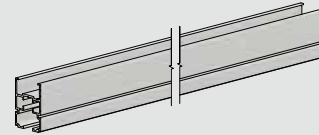
**CP-906-RS Header Track x 99 5/8"**  
Extruded aluminum with Catch 'N' Close Slot and Stickers  
[For Type CC-HD-6MS-EXW4 Series only] **\$756.00 / EA**

**CP-906-RS Header Track x 147 5/8"**  
Extruded aluminum with Catch 'N' Close Slot and Stickers  
[For Type CC-HD-6MS-EXW6 Series only] **\$1,134.00 / EA**



**CP-403-RS Header Track x 73 5/8"**  
Extruded aluminum with Catch 'N' Close Slot and Stickers  
[For Type CC Series only] **\$229.00 / EA**

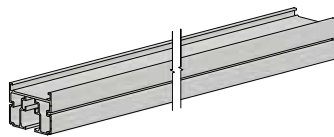
**CP-403-RS Header Track x 97 5/8"**  
Extruded aluminum with Catch 'N' Close Slot and Stickers  
[For Type CC-EXW4 Series only] **\$306.00 / EA**



**CP-403 Header Track x 73 5/8"**  
Extruded aluminum, NO Catch 'N' Close Slot.  
[For Type CC-NR NARROW Series only] **\$199.00 / EA**

**CP-406-RS Header Track x 73 5/8"**  
Extruded aluminum with Catch 'N' Close Slot and Stickers  
[For Type CC-6MS Series only] **\$320.00 / EA**

**CP-406-RS Header Track x 99 5/8"**  
Extruded aluminum with Catch 'N' Close Slot and Stickers  
[For Type CC-6MS-EXW4 Series only] **\$427.00 / EA**



**CP-406 Header Track x 73 5/8"**  
Extruded aluminum, NO Catch 'N' Close Slot  
[For Type CC-NR-6MS NARROW Series only] **\$280.00 / EA**



**CP-903-RS Header Track x 73 5/8"**  
Extruded aluminum with Catch 'N' Close Slot and Stickers  
[For Type CC-HD-2X6 Series only] **\$529.00 / EA**

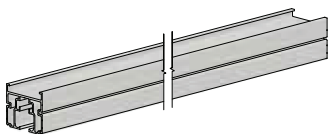
**CP-903-RS Header Track x 99 5/8"**  
Extruded aluminum with Catch 'N' Close Slot and Stickers  
[For Type CC-HD-2X6-EXW4 Series only] **\$706.00 / EA**

**CP-903-RS Header Track x 147 5/8"**  
Extruded aluminum with Catch 'N' Close Slot and Stickers  
[For Type CC-HD-2X6-EXW6 Series only] **\$1,058.00 / EA**



**CP-426-RS Header Track x 73 5/8"**  
Extruded aluminum with Catch 'N' Close Slot and Stickers  
[For Type CC-2X6 Series only] **\$298.00 / EA**

**CP-426-RS Header Track x 99 5/8"**  
Extruded aluminum with Catch 'N' Close Slot and Stickers  
[For Type CC-2X6-EXW4 Series only] **\$398.00 / EA**



**CP-426 Header Track x 73 5/8"**  
Extruded aluminum, NO Catch 'N' Close Slot  
[For Type CC-NR-2X6 NARROW Series only] **\$264.00 / EA**

### Header Brackets

**CP-HB6MS Header Bracket**  
[For Type CC-HD-6MS and Type CC-6MS Series only,  
6MS (6 in [152.4 mm]) metal stud wall construction] **\$65.65 / EA**



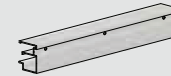
**CP-HB2X6 Header Bracket**  
[For Type CC-HD-2X6 and Type CC-2X6 Series only,  
2X6 wood wall construction] **\$61.25 / EA**



**CP-HB2X4 Header Bracket**  
[For Type CC Series only, 2X4 wood wall and 3-5/8 in metal  
stud construction] **\$39.35 / EA**



### Drywall Supports



**CP-930 Drywall Support x 35 3/4"**  
Extruded aluminum  
[For Type CC-HD-6MS, CC-6MS, CC-HD-2X6, CC-2X6 Series only] **\$89.00 / EA**

**CP-930 Drywall Support x 47 3/4"**  
Extruded aluminum  
[For Type CC-HD-6MS-EXW4, CC-6MS-EXW4, CC-HD-2X6-EXW4,  
CC-2X6-EXW4 Series only] **\$119.00 / EA**

**CP-930 Drywall Support x 71 3/4"**  
Extruded aluminum  
[For Type CC-HD-6MS-EXW6 and Type  
CC-HD-2X6-EXW6 Series only] **\$178.00 / EA**



**CP-830 Drywall Support x 35 1/2"**  
Extruded aluminum  
[For Type CC Series only] **\$55.00 / EA**

**CP-830 Drywall Support x 47 1/2"**  
Extruded aluminum  
[For Type CC-EXW4 Series only] **\$74.00 / EA**

# Type 6MS/2X6/CC Series

Prices effective Feb 1, 2024

## Individual Products

### Steel Uprights and Foot Brackets



#### CP-907 Heavy-Duty Steel Upright

90 1/2 in [2299 mm] long

Suitable for doors up to 84 in or 2150 mm high, 2X6 wood or 6MS (6 in [152.4 mm]) metal stud wall construction only

\$152.75 / EA

#### CP-908 Heavy-Duty Steel Upright

102 1/2 in [2604 mm] long

Suitable for doors up to 96 in [2438 mm] high, 2X6 wood or 6MS (6 in [152.4 mm]) metal stud wall construction only

\$163.70 / EA

#### CP-910 Heavy-Duty Steel Upright

126 1/2 in [3213 mm] long

Suitable for doors up to 120 in [3048 mm] high, 2X6 wood or 6MS (6 in [152.4 mm]) metal stud wall construction only

\$186.45 / EA

#### CP-6MS Foot Bracket

Suitable for 6MS (6 in [152.4 mm]) metal stud wall construction only



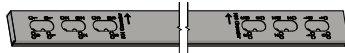
\$46.10 / EA

#### CP-2X6 Foot Bracket

Suitable for 2X6 wood wall construction only



\$41.65 / EA



#### CP-807 Steel Upright

89 15/16 in [2284 mm] long

Suitable for doors up to 84 in or 2150 mm high, 2X4 wood wall and 3-5/8 in metal stud construction only

\$84.95 / EA

#### CP-808 Steel Upright

101 15/16 in [2589 mm] long

Suitable for doors up to 96 in [2438 mm] high, 2X4 wood wall and 3-5/8 in metal stud construction only

\$92.50 / EA

#### CP-810W Steel Upright

125 15/16 in [3199 mm] long

Two Steel Uprights welded for added strength, Suitable for doors up to 120 in [3048 mm] high, 2X4 wood wall and 3-5/8 in metal stud construction only

\$513.00 / EA

#### CP-2X4 Foot Bracket

Suitable for 2X4 wall construction only



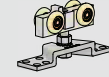
\$34.20 / EA

### Hangers

#### CC-998 HD Easy Connect

Catch 'N' Close Hanger

Complete with built-in trigger and top plate screws [For Type CC-HD-6MS and Type CC-HD-2X6 Series only]

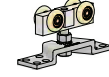


\$462.90 / EA

#### CP-998 HD Easy Connect

Pocket Hanger

Without trigger and complete with top plate screws [For Type CC-HD-6MS and Type CC-HD-2X6 Series only]



\$462.90 / EA

#### CC-493 Easy Connect

Catch 'N' Close Hanger

Complete with built-in trigger and top plate screws [For Type CC-6MS, CC-2X6 and CC Series only]



\$76.30 / EA

#### CP-493 Easy Connect

Pocket Hanger

Without trigger and complete with top plate screws [For Type CC-6MS, CC-2X6 and CC Series only]



\$76.30 / EA

### Stops

#### CC-101HD Catch 'N' Close In-Track Stop

MUST be used with CC-2 or CC-3 Catch 'N' Close Closing Devices [For Type CC-HD-6MS and Type CC-HD-2X6 Series only]



\$45.40 / EA

#### CC-100 Catch 'N' Close In-Track Stop

MUST be used with CC-1 or CC-75 Catch 'N' Close Closing Devices. [For Type CC-6MS, CC-2X6 and CC Series only]



\$30.35 / EA

#### C-99 Rubber Dome Bumper

Complete with one screw and washers



\$8.35 / EA

### Catch 'N' Close Closing Devices

MUST be used with CC-101HD or CC-100 Catch 'N' Close In-Track Stop.

#### CC-3 Catch 'N' Close Closing Device

For use with doors up to 300 lbs. [136 kg]



\$162.35 / EA

#### CC-2 Catch 'N' Close Closing Device

For use with doors up to 200 lbs. [90 kg]



\$162.35 / EA

#### CC-1 Catch 'N' Close Closing Device

For use with doors up to 150 lbs. [68 kg]



\$114.75 / EA

#### CC-75 Catch 'N' Close Closing Device

For use with doors up to 75 lbs. [34 kg]



\$114.75 / EA

#### CP-008 Catch 'N' Close Crowder Frame Clip

Complete with screws



\$35.55 / EA



# Type 6MS/2X6/CC Series

Prices effective Feb 1, 2024

## Door Guide Systems

**CP-913-2 Pocket Guide**  
 Complete with screws  
 [For Type CC-HD-6MS and Type CC-HD-2X6 Series only]




\$124.90 / EA

**CP-913 Pocket Guide**  
 Complete with screws  
 [For Type CC-W-6MS, CC-W-2X6 and CC-W Series only]



\$40.85 / EA

**C-914 Guide Channel**  
 Screws for mounting guide channel are not included.



\$12.90 / FT

**CP-200 Pocket Guide**  
 Complete with screws  
 [For Type CC-B-6MS, CC-B-2X6 and CC-B Series only]



\$28.45 / EA

**C-201 Guide Channel**  
 Screws for mounting guide channel are not included.



\$10.35 / FT

## TOOLS:

**C-AR93 Adjustment Rod**  
 For use with CC-493 or CP-493 Hangers



\$31.75 / EA

**KNC-UW Universal Wrench**  
 For use with CC-493 or CP-493 Hangers



\$47.00 / EA

**CP-009 Clip Locator Tool**  
 For use with CP-008 Catch 'N' Close Crowder Frame Clip



\$36.55 / EA



**CP-009 Locator Sticker**  
 For use with CP-009-CLT Clip Locator Tool

\$29.25 / EA

## Notes

---

---

---

---

---

---

---

---

---

---

---

---

---

---

---

---

---

---

---

---

---

---

---

---

---

---

---

---

---

---

Crowder Frame  
 Pocket Door Kits  
 Architecture & Design

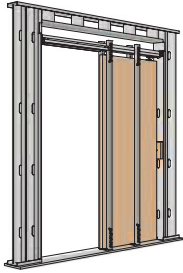
Catch 'N' Close

# Type C-6MS Series

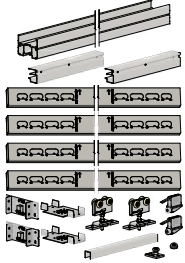
Door thickness 1 3/8 in [34.9 mm] - 3 in [76.2 mm]

Prices effective Feb 1, 2024

Crowder Frame  
Pocket Door Kits



Note: Metal stud framing by others. Kit breakdown is for illustration purposes only.



## Type C-W-6MS

For doors 18 in [457 mm] to 48 in [1219 mm] wide only, up to 150 lbs. [68 kg]

### Complete Crowder Frame Kits

For 1 door opening in 6 in [152.4 mm] metal stud wall construction only

Each kit includes one CP-806 Header Track x length based on kit size, two CP-HB6MS Header Brackets, two CP-930 Drywall Support x length based on kit size, four or six Steel Uprights x length based on kit size, two or three CP-6MS Foot Brackets, two C-411 Quick Release Hangers, two CDC-411 Catch/Stops, one C-914 Guide Channel x length based on kit size, one CP-913 Pocket Guide and necessary fasteners.

#### Type C-W-6MS

Suitable for one door from:  
18 in [457 mm] to 36 in [914 mm] wide x 78 in [1981 mm] to 84 in [2134 mm] or 2150mm high.

\$1,034.00 / EA

#### Type C-W-6MS-EXH8

Extra Height Kit, suitable for one door:  
18 in [457 mm] to 36 in [914 mm] wide x 90 in [2286 mm] to 96 in [2438 mm] or 2455 mm high.

\$1,086.00 / EA

#### Type C-W-6MS-EXH10

Extra Height Kit, suitable for one door:  
18 in [457 mm] to 36 in [914 mm] wide x 114 in [2896 mm] to 120 in [3048 mm] or 3064 mm high.  
For door heights between 97 in [2464 mm] up to 113 in [2870 mm], please cut uprights on site.

\$1,190.00 / EA

#### Type C-W-6MS-EXW4

Extra Width Kit, suitable for one door:  
37 in [939 mm] to 48 in [1219 mm] wide x 78 in [1981 mm] to 84 in [2134 mm] or 2150 mm high.

\$1,345.00 / EA

#### Type C-W-6MS-EXW4H8

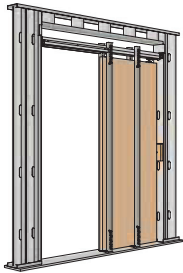
Extra Width and Height Kit, suitable for one door:  
37 in [939 mm] to 48 in [1219 mm] wide x 90 in [2286 mm] to 96 in [2438 mm] or 2455 mm high.

\$1,413.00 / EA

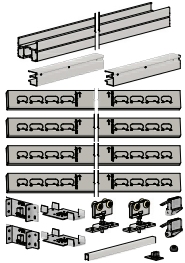
#### Type C-W-6MS-EXW4H10

Extra Width and Height Kit, suitable for one door:  
37 in [939 mm] to 48 in [1219 mm] wide x 114 in [2896 mm] to 120 in [3048 mm] or 3064 mm high.  
For door heights between 97 in [2464 mm] up to 113 in [2870 mm], please cut uprights on site.

\$1,547.00 / EA



Note: Metal stud framing by others. Kit breakdown is for illustration purposes only.



## Type C-B-6MS

For doors 18 in [457 mm] to 48 in [1219 mm] wide only, up to 150 lbs. [68 kg]

### Complete Crowder Frame Kits

For 1 door opening in 6 in [152.4 mm] metal stud wall construction only

Each kit includes one CP-806 Header Track x length based on kit size, two CP-HB6MS Header Brackets, two CP-930 Drywall Support x length based on kit size, four or six Steel Uprights x length based on kit size, two or three CP-6MS Foot Brackets, two C-411 Quick Release Hangers, two CDC-411 Catch/Stops, one C-201 Guide Channel x length based on kit size, one CP-200 Pocket Guide and necessary fasteners.

#### Type C-B-6MS

Suitable for one door from:  
18 in [457 mm] to 36 in [914 mm] wide x 78 in [1981 mm] to 84 in [2134 mm] or 2150mm high.

\$1,023.00 / EA

#### Type C-B-6MS-EXH8

Extra Height Kit, suitable for one door:  
18 in [457 mm] to 36 in [914 mm] wide x 90 in [2286 mm] to 96 in [2438 mm] or 2455 mm high.

\$1,075.00 / EA

#### Type C-B-6MS-EXH10

Extra Height Kit, suitable for one door:  
18 in [457 mm] to 36 in [914 mm] wide x 114 in [2896 mm] to 120 in [3048 mm] or 3064 mm high.  
For door heights between 97 in [2464 mm] up to 113 in [2870 mm], please cut uprights on site.

\$1,177.00 / EA

#### Type C-B-6MS-EXW4

Extra Width Kit, suitable for one door:  
37 in [939 mm] to 48 in [1219 mm] wide x 78 in [1981 mm] to 84 in [2134 mm] or 2150 mm high.

\$1,330.00 / EA

#### Type C-B-6MS-EXW4H8

Extra Width and Height Kit, suitable for one door:  
37 in [939 mm] to 48 in [1219 mm] wide x 90 in [2286 mm] to 96 in [2438 mm] or 2455 mm high.

\$1,397.00 / EA

#### Type C-B-6MS-EXW4H10

Extra Width and Height Kit, suitable for one door:  
37 in [939 mm] to 48 in [1219 mm] wide x 114 in [2896 mm] to 120 in [3048 mm] or 3064 mm high.  
For door heights between 97 in [2464 mm] up to 113 in [2870 mm], please cut uprights on site.

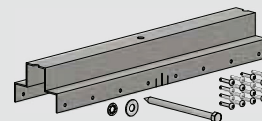
\$1,530.00 / EA

### Additional Crowder Frame Hardware:

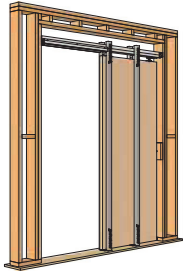
#### CPD-6MS-Joiner Kit

#### Double/bi-parting door joiner

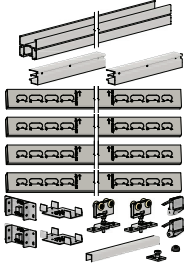
Use for applications where double bi-parting door openings are required. Two single Crowder Frame Kits from above are required in order to use the CPD-6MS-Joiner Kit. Kit includes one CPD-6MS-JBC Joiner Bracket Channel, one 3/8" x 6" Long Lag Screw, one 3/8" Washer, one 3/8" External Tooth Lock Washer and sixteen #10 x 1" Self-Drilling Screws. Full pocket door kits are NOT included, must be purchased separately.



\$132.00 / EA



Note: Wood stud framing by others. Kit breakdown is for illustration purposes only.



## Type C-W-2X6

For doors 18 in [457 mm] to 48 in [1219 mm] wide only, up to 150 lbs. [68 kg]

### Complete Crowder Frame Kits

For 1 door opening in 2X6 wood wall construction only

Each kit includes one CP-826 Header Track x length based on kit size, two CP-HB2X6 Header Brackets, two CP-930 Drywall Support x length based on kit size, four or six Steel Uprights x length based on kit size, two or three CP-2X6 Foot Brackets, two C-411 Quick Release Hangers, two CDC-411 Catch/Stops, one C-914 Guide Channel x length based on kit size, one CP-913 Pocket Guide and necessary fasteners.

#### Type C-W-2X6

Suitable for one door from:  
18 in [457 mm] to 36 in [914 mm] wide x 78 in [1981 mm] to 84 in [2134 mm] or 2150mm high.

\$982.00 / EA

#### Type C-W-2X6-EXH8

Extra Height Kit, suitable for one door:  
18 in [457 mm] to 36 in [914 mm] wide x 90 in [2286 mm] to 96 in [2438 mm] or 2455 mm high.

\$1,032.00 / EA

#### Type C-W-2X6-EXH10

Extra Height Kit, suitable for one door:  
18 in [457 mm] to 36 in [914 mm] wide x 114 in [2896 mm] to 120 in [3048 mm] or 3064 mm high.  
For door heights between 97 in [2464 mm] up to 113 in [2870 mm], please cut uprights on site.

\$1,130.00 / EA

#### Type C-W-2X6-EXW4

Extra Width Kit, suitable for one door:  
37 in [939 mm] to 48 in [1219 mm] wide x 78 in [1981 mm] to 84 in [2134 mm] or 2150 mm high.

\$1,277.00 / EA

#### Type C-W-2X6-EXW4H8

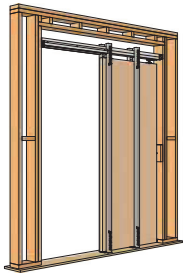
Extra Width and Height Kit, suitable for one door:  
37 in [939 mm] to 48 in [1219 mm] wide x 90 in [2286 mm] to 96 in [2438 mm] or 2455 mm high.

\$1,341.00 / EA

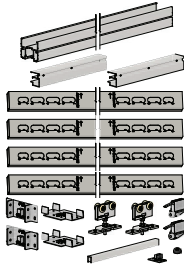
#### Type C-W-2X6-EXW4H10

Extra Width and Height Kit, suitable for one door:  
37 in [939 mm] to 48 in [1219 mm] wide x 114 in [2896 mm] to 120 in [3048 mm] or 3064 mm high.  
For door heights between 97 in [2464 mm] up to 113 in [2870 mm], please cut uprights on site.

\$1,469.00 / EA



Note: Wood stud framing by others. Kit breakdown is for illustration purposes only.



## Type C-B-2X6

For doors 18 in [457 mm] to 48 in [1219 mm] wide only, up to 150 lbs.[68 kg]

### Complete Crowder Frame Kits

For 1 door opening in 2X6 wood wall construction only

Each kit includes one CP-826 Header Track x length based on kit size, two CP-HB2X6 Header Brackets, two CP-930 Drywall Support x length based on kit size, four or six Steel Uprights x length based on kit size, two or three CP-2X6 Foot Brackets, two C-411 Quick Release Hangers, two CDC-411 Catch/Stops, one C-201 Guide Channel x length based on kit size, one CP-200 Pocket Guide and necessary fasteners.

#### Type C-B-2X6

Suitable for one door from:  
18 in [457 mm] to 36 in [914 mm] wide x 78 in [1981 mm] to 84 in [2134 mm] or 2150mm high.

\$972.00 / EA

#### Type C-B-2X6-EXH8

Extra Height Kit, suitable for one door:  
18 in [457 mm] to 36 in [914 mm] wide x 90 in [2286 mm] to 96 in [2438 mm] or 2455 mm high.

\$1,021.00 / EA

#### Type C-B-2X6-EXH10

Extra Height Kit, suitable for one door:  
18 in [457 mm] to 36 in [914 mm] wide x 114 in [2896 mm] to 120 in [3048 mm] or 3064 mm high.  
For door heights between 97 in [2464 mm] up to 113 in [2870 mm], please cut uprights on site.

\$1,118.00 / EA

#### Type C-B-2X6-EXW4

Extra Width Kit, suitable for one door:  
37 in [939 mm] to 48 in [1219 mm] wide x 78 in [1981 mm] to 84 in [2134 mm] or 2150 mm high.

\$1,264.00 / EA

#### Type C-B-2X6-EXW4H8

Extra Width and Height Kit, suitable for one door:  
37 in [939 mm] to 48 in [1219 mm] wide x 90 in [2286 mm] to 96 in [2438 mm] or 2455 mm high.

\$1,328.00 / EA

#### Type C-B-2X6-EXW4H10

Extra Width and Height Kit, suitable for one door:  
37 in [939 mm] to 48 in [1219 mm] wide x 114 in [2896 mm] to 120 in [3048 mm] or 3064 mm high.  
For door heights between 97 in [2464 mm] up to 113 in [2870 mm], please cut uprights on site.

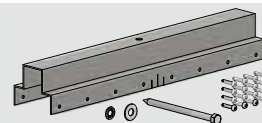
\$1,454.00 / EA

### Additional Crowder Frame Hardware:

#### CPD-2X6-Joiner Kit

##### Double/bi-parting door joiner

Use for applications where double bi-parting door openings are required. Two single Crowder Frame Kits from above are required in order to use the CPD-2X6-Joiner Kit. Kit includes one CPD-2X6-JBC Joiner Bracket Channel, one 3/8" x 6" Long Lag Screw, one 3/8" Washer, one 3/8" External Tooth Lock Washer and sixteen #10 x 1" Self-Drilling Screws. Full pocket door kits are NOT included, must be purchased separately.



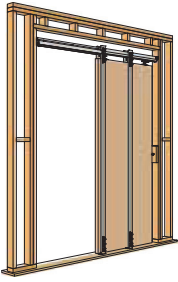
\$122.00 / EA

# Type C-W and C-B Series

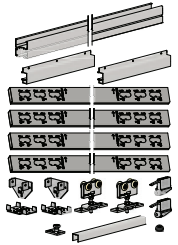
Door thickness 1 3/8 in [34.9 mm] - 1 3/4 in [44.5 mm]

Prices effective Feb 1, 2024

Crowder Frame  
Pocket Door Kits



Note: Wood stud framing by others. Kit breakdown is for illustration purposes only.



## Type C-W

For doors 18 in [457 mm] to 48 in [1219 mm] wide only, up to 150 lbs. [68 kg]

### Complete Crowder Frame Kits

For 1 door opening in 2x4 wood wall or 3 5/8 in metal stud wall construction only

Each kit includes one CP-803 Header Track X length based on kit size, two CP-HB2X4 Header Brackets, two CP-830 Drywall Support x length based on kit size, four or six Steel Uprights x length based on kit size, two or three CP-2X4 Foot Brackets, two C-411 Quick Release Hangers, two CDC-411 Catch/Stops, one C-914 Guide Channel x length based on kit size, one CP-913 Pocket Guide and necessary fasteners.

<b>Type C-W</b> Suitable for one door from: 18 in [457 mm] to 36 in [914 mm] wide x 80 in [2032 mm] to 84 in [2134 mm] or 2150 mm high.	\$641.00 / EA
---	---------------

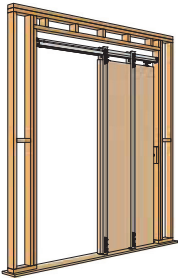
<b>Type C-W-EXH8</b> Extra Height Kit, suitable for one door: 18 in [457 mm] to 36 in [914 mm] wide x 92 in [2337 mm] to 96 in [2438 mm] high.	\$674.00 / EA
--	---------------

<b>Type C-W-EXH10</b> Extra Height Kit, suitable for one door: 18 in [457 mm] to 36 in [914 mm] wide x 116 in [2947 mm] to 120 in [3048 mm] high.	\$2,631.00 / EA
---	-----------------

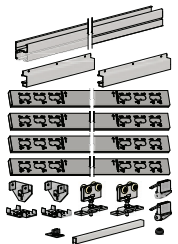
<b>Type C-W-EXW4</b> Extra Width Kit, suitable for one door: 37 in [939 mm] to 48 in [1219 mm] wide x 80 in [2032 mm] to 84 in [2134 mm] or 2150 mm high.	\$885.00 / EA
---	---------------

<b>Type C-W-EXW4H8</b> Extra Width and Height Kit, suitable for one door: 37 in [939 mm] to 48 in [1219 mm] wide x 92 in [2337 mm] to 96 in [2438 mm] high.	\$930.00 / EA
---	---------------

<b>Type C-W-EXW4H10</b> Extra Width and Height Kit, suitable for one door: 37 in [939 mm] to 48 in [1219 mm] wide x 116 in [2947 mm] to 120 in [3048 mm] high.	\$3,447.00 / EA
--	-----------------



Note: Wood stud framing by others. Kit breakdown is for illustration purposes only.



## Type C-B

For doors 18 in [457 mm] to 48 in [1219 mm] wide only, up to 150 lbs. [68 kg]

### Complete Crowder Frame Kits

For 1 door opening in 2x4 wood wall or 3 5/8 in metal stud wall construction only

Each kit includes one CP-803 Header Track X length based on kit size, two CP-HB2X4 Header Brackets, two CP-830 Drywall Support x length based on kit size, four or six Steel Uprights x length based on kit size, two or three CP-2X4 Foot Brackets, one C-411 Quick Release Hangers, two CDC-411 Catch/Stops, one C-201 Guide Channel x length based on kit size, one CP-200 Pocket Guide and necessary fasteners.

<b>Type C-B</b> Suitable for one door from: 18 in [457 mm] to 36 in [914 mm] wide x 80 in [2032 mm] to 84 in [2134 mm] or 2150mm high.	\$635.00 / EA
--	---------------

<b>Type C-B-EXH8</b> Extra Height Kit, suitable for one door: 18 in [457 mm] to 36 in [914 mm] wide x 92 in [2337 mm] to 96 in [2438 mm] high.	\$667.00 / EA
--	---------------

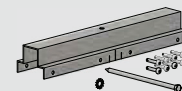
<b>Type C-B-EXW4</b> Extra Width Kit, suitable for one door: 37 in [939 mm] to 48 in [1219 mm] wide x 80 in [2032 mm] to 84 in [2134 mm] or 2150 mm high.	\$877.00 / EA
---	---------------

<b>Type C-B-EXW4H8</b> Extra Width and Height Kit, suitable for one door: 37 in [939 mm] to 48 in [1219 mm] wide x 92 in [2337 mm] to 96 in [2438 mm] high.	\$921.00 / EA
---	---------------

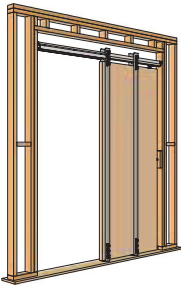
### Additional Crowder Frame Hardware:

#### CPD-2X4-Joiner Kit Double/bi-parting door joiner

Use for applications where double bi-parting door openings are required. Two single Crowder Frame Kits from above are required in order to use the CPD-2X4-Joiner Kit. Kit includes one CPD-2X4-JBC Joiner Bracket Channel, one 1/4" x 6" Long Lag Screw and eight #10 x 1" Self-Drilling Screws. Full pocket door kits are NOT included, must be purchased separately.



\$75.00 / EA



## Type B-W

For doors 18 in [457 mm] to 36 in [914 mm] wide only, up to 125 lbs. [57 kg]

### Complete Crowder Frame Kits

For 1 door opening in 2x4 wood wall or 3 5/8 in metal stud wall construction only

Each kit includes one CP-803 Header Track X length based on kit size, two CP-HB2X4 Header Brackets, two CP-830 Drywall Support x length based on kit size, four Steel Uprights x length based on kit size, two CP-2X4 Foot Brackets, one C-400 Hangers, two CDC-400 Catch/Stops, one C-914 Guide Channel x length based on kit size, one CP-913 Pocket Guide and necessary fasteners.

#### Type B-W

Suitable for one door from:

18 in [457 mm] to 36 in [914 mm] wide x 80 in [2032 mm] to 84 in [2134 mm] or 2150mm high.

\$609.00 / EA

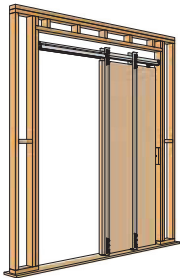
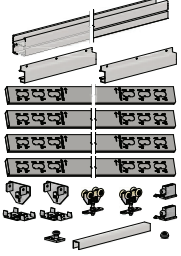
#### Type B-W-EXH8

Extra Height Kit, suitable for one door:

18 in [457 mm] to 36 in [914 mm] wide x 92 in [2337 mm] to 96 in [2438 mm] high.

\$640.00 / EA

Note: Wood stud framing by others. Kit breakdown is for illustration purposes only.



## Type B-B

For doors 18 in [457 mm] to 36 in [914 mm] wide only, up to 125 lbs. [57 kg]

### Complete Crowder Frame Kits

For 1 door opening in 2x4 wood wall or 3 5/8 in metal stud wall construction only

Each kit includes one CP-803 Header Track X length based on kit size, two CP-HB2X4 Header Brackets, two CP-830 Drywall Support x length based on kit size, four Steel Uprights x length based on kit size, two CP-2X4 Foot Brackets, one C-400 Hangers, two CDC-400 Catch/Stops, one C-201 Guide Channel x length based on kit size, one CP-200 Pocket Guide and necessary fasteners.

#### Type B-B

Suitable for one door from:

18 in [457 mm] to 36 in [914 mm] wide x 80 in [2032 mm] to 84 in [2134 mm] or 2150mm high.

\$603.00 / EA

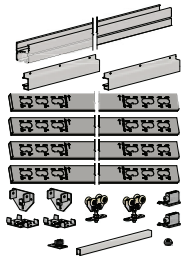
#### Type B-B-EXH8

Extra Height Kit, suitable for one door:

18 in [457 mm] to 36 in [914 mm] wide x 92 in [2337 mm] to 96 in [2438 mm] high.

\$634.00 / EA

Note: Wood stud framing by others. Kit breakdown is for illustration purposes only.

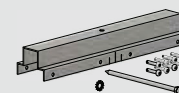


### Additional Crowder Frame Hardware:

#### CPD-2X4-Joiner Kit

##### Double/bi-parting door joiner

Use for applications where double bi-parting door openings are required. Two single Crowder Frame Kits from above are required in order to use the CPD-2X4-Joiner Kit. Kit includes one CPD-2X4-JBC Joiner Bracket Channel, one 1/4" x 6" Long Lag Screw and eight #10 x 1" Self-Drilling Screws. Full pocket door kits are NOT included, must be purchased separately.



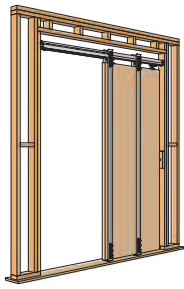
\$75.00 / EA

# Type C and B Series

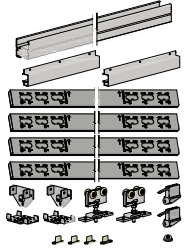
Door thickness 1 3/8 in [34.9 mm] - 1 3/4 in [44.5 mm]

Prices effective Feb 1, 2024

Crowder Frame  
Pocket Door Kits



Note: Wood stud framing by others. Kit breakdown is for illustration purposes only.



## Type C

For doors 18 in [457 mm] to 48 in [1219 mm] wide only, up to 150 lbs. [68 kg]

### Complete Crowder Frame Kits

For 1 door opening in 2x4 wood wall or 3 5/8 in metal stud wall construction only

Each kit includes one CP-803 Header Track X length based on kit size, two CP-HB2X4 Header Brackets, two CP-830 Drywall Support x length based on kit size, four or six Steel Uprights x length based on kit size, two or three CP-2X4 Foot Brackets, one C-411 Quick Release Hangers, two CDC-411 Catch/Stops, set of C-1200 Guides and necessary fasteners.

#### Type C

Suitable for one door from:  
18 in [457 mm] to 36 in [914 mm] wide x 80 in [2032 mm] to 84 in [2134 mm] or 2150mm high.

\$604.00 / EA

#### Type C-EXH8

Extra Height Kit, suitable for one door:  
18 in [457 mm] to 36 in [914 mm] wide x 92 in [2337 mm] to 96 in [2438 mm] high.

\$635.00 / EA

#### Type C-EXW4

Extra Width Kit, suitable for one door:  
37 in [939 mm] to 48 in [1219 mm] wide x 80 in [2032 mm] to 84 in [2134 mm] or 2150 mm high.

\$834.00 / EA

#### Type C-EXW4H8

Extra Width and Height Kit, suitable for one door:  
37 in [939 mm] to 48 in [1219 mm] wide x 92 in [2337 mm] to 96 in [2438 mm] high.

\$876.00 / EA

## Type B

For doors 18 in [457 mm] to 36 in [914 mm] wide only, up to 125 lbs. [57 kg]

### Complete Crowder Frame Kits

For 1 door opening in 2x4 wood wall or 3 5/8 in metal stud wall construction only

Each kit includes one CP-803 Header Track X length based on kit size, two CP-HB2X4 Header Brackets, two CP-830 Drywall Support x length based on kit size, four Steel Uprights x length based on kit size, two CP-2X4 Foot Brackets, one C-400 Hangers, two CDC-400 Catch/Stops, set of C-1200 Guides and necessary fasteners.

#### Type B

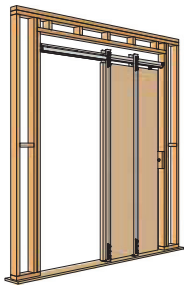
Suitable for one door from:  
18 in [457 mm] to 36 in [914 mm] wide x 80 in [2032 mm] to 84 in [2134 mm] or 2150mm high.

\$574.00 / EA

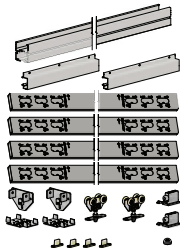
#### Type B-EXH8

Extra Height Kit, suitable for one door:  
18 in [457 mm] to 36 in [914 mm] wide x 92 in [2337 mm] to 96 in [2438 mm] high.

\$603.00 / EA



Note: Wood stud framing by others. Kit breakdown is for illustration purposes only.

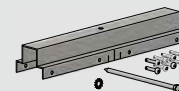


### Additional Crowder Frame Hardware:

#### CPD-2X4-Joiner Kit

##### Double/bi-parting door joiner

Use for applications where double bi-parting door openings are required. Two single Crowder Frame Kits from above are required in order to use the CPD-2X4-Joiner Kit. Kit includes one CPD-2X4-JBC Joiner Bracket Channel, one 1/4" x 6" Long Lag Screw and eight #10 x 1" Self-Drilling Screws. Full pocket door kits are NOT included, must be purchased separately.



\$75.00 / EA

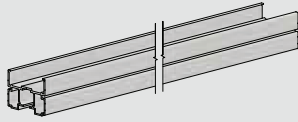


# Type C-6MS/C-2X6/C/B Series

Prices effective Feb 1, 2024

## Individual Products

### Header Tracks



**CP-806 Header Track x 73 5/8"**

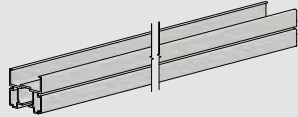
Extruded aluminum  
[For Type C-6MS Series only]

\$241.00 / EA

**CP-806 Header Track x 99 5/8"**

Extruded aluminum  
[For Type C-6MS-EXW4 Series only]

\$322.00 / EA



**CP-826 Header Track x 73 5/8"**

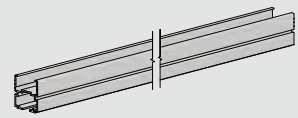
Extruded aluminum  
[For Type C-2X6 Series only]

\$226.00 / EA

**CP-826 Header Track x 99 5/8"**

Extruded aluminum  
[For Type C-2X6-EXW4 Series only]

\$302.00 / EA



**CP-803 Header Track x 73 5/8"**

Extruded aluminum  
[For Type C and Type B Series only]

\$143.00 / EA

**CP-803 Header Track x 97 5/8"**

Extruded aluminum  
[For Type C-EXW4 Series only]

\$191.00 / EA

### Header Brackets

**CP-HB6MS Header Bracket**

[For Type C-6MS Series only,  
6MS (6 in [152.4 mm]) metal stud wall construction]



\$65.65 / EA

**CP-HB2X6 Header Bracket**

[For Type C-2X6 Series only,  
2X6 wood wall construction]



\$61.25 / EA

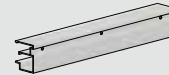
**CP-HB2X4 Header Bracket**

[For Type C and Type B Series only,  
2X4 wood wall and 3-5/8 in metal stud construction]



\$39.35 / EA

### Drywall Supports



**CP-930 Drywall Support x 35 3/4"**


Extruded aluminum  
[For Type C-6MS, C-2X6 Series only]

\$89.00 / EA

**CP-930 Drywall Support x 47 3/4"**

Extruded aluminum  
[For Type C-6MS-EXW4, C-2X6-EXW4 Series only]

\$119.00 / EA



**CP-830 Drywall Support x 35 1/2"**

Extruded aluminum  
[For Type C and Type B Series only]

\$55.00 / EA

**CP-830 Drywall Support x 47 1/2"**

Extruded aluminum  
[For Type C-EXW4 Series only]

\$74.00 / EA

### Steel Uprights and Foot Brackets



**CP-907 Heavy-Duty Steel Upright**

**90 1/2 in [2299 mm] long**  
Suitable for doors up to 84 in or 2150 mm high,  
2X6 wood or 6MS (6 in [152.4 mm]) metal stud wall construction only

\$152.75 / EA

**CP-908 Heavy-Duty Steel Upright**

**102 1/2 in [2604 mm] long**  
Suitable for doors up to 96 in [2438 mm] high,  
2X6 wood or 6MS (6 in [152.4 mm]) metal stud wall construction only

\$163.70 / EA

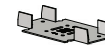
**CP-910 Heavy-Duty Steel Upright**

**126 1/2 in [3213 mm] long**  
Suitable for doors up to 120 in [3048 mm] high,  
2X6 wood or 6MS (6 in [152.4 mm]) metal stud wall construction only

\$186.45 / EA

**CP-6MS Foot Bracket**

Suitable for 6MS (6 in [152.4 mm]) metal stud wall construction only



\$46.10 / EA

**CP-2X6 Foot Bracket**

Suitable for 2X6 wood wall construction only



\$41.65 / EA



**CP-807 Steel Upright**

**89 15/16 in [2284 mm] long**  
Suitable for doors up to 84 in or 2150 mm high,  
2X4 wood wall and 3-5/8 in metal stud construction only

\$84.95 / EA

**CP-808 Steel Upright**

**101 15/16 in [2589 mm] long**  
Suitable for doors up to 96 in [2438 mm] high,  
2X4 wood wall and 3-5/8 in metal stud construction only

\$92.50 / EA

**CP-810W Steel Upright**

**125 15/16 in [3199 mm] long**  
Two Steel Uprights welded for added strength,  
Suitable for doors up to 120 in [3048 mm] high,  
2X6 wood wall construction only

\$513.00 / EA

**CP-2X4 Foot Bracket**

Suitable for 2X4 wall construction only



\$34.20 / EA

# Type C-6MS/C-2X6/C/B Series

Prices effective Feb 1, 2024

## Hangers

**C-411 Quick Release Hanger**  
Complete with top plate screws  
[For all Type C Series only]



\$82.90 / EA

**C-400 Hanger**  
Complete with top plate screws  
[For all Type B Series only]



\$52.05 / EA

## Stops

**CDC-411 Catch/Stop**  
Complete with screws  
[For all Type C Series only]



\$28.80 / EA

**CDC-400 Catch/Stop**  
Complete with screws  
[For all Type B Series only]



\$28.80 / EA

**C-99 Rubber Dome Bumper**  
Complete with one screw and washers



\$8.35 / EA

## Door Guide Systems

**CP-913 Pocket Guide**


Complete with screws  
[For Type C-W-6MS, C-W-2X6, C-W and B-W Series only]



\$40.85 / EA

**C-914 Guide Channel**

Screws for mounting guide channel  
are not included.



\$12.90 / FT

**CP-200 Pocket Guide**

Complete with screws  
[For Type C-B-6MS, C-B-2X6, C-B and B-B Series only]



\$28.45 / EA

**C-201 Guide Channel**

Screws for mounting guide channel  
are not included.



\$10.35 / FT

**C-1200 Nylon Guide Set**

Includes two C-1201 Center Guides and two  
C-1202 Offset Guides, complete with screws



\$10.65 / EA

**C-1201 Center Nylon Guide**

Complete with screws



\$7.25 / EA

**C-1202 Offset Nylon Guide**

Complete with screws



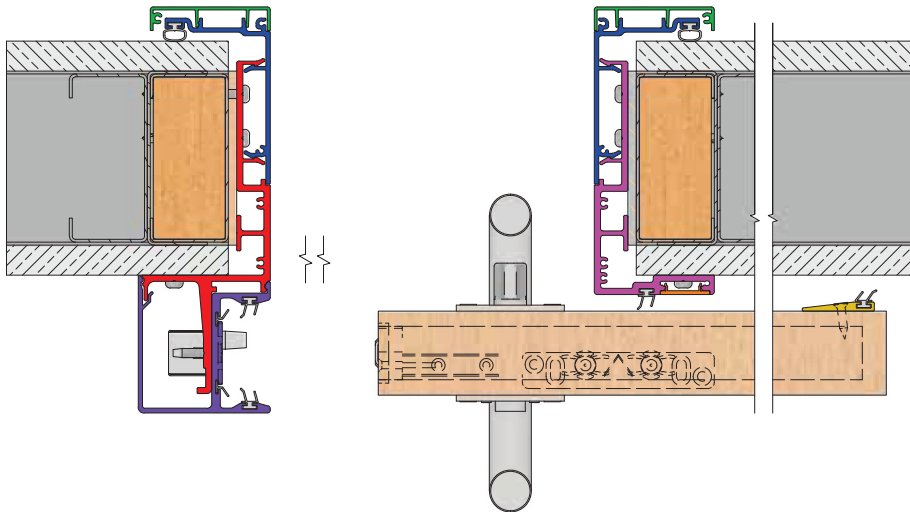
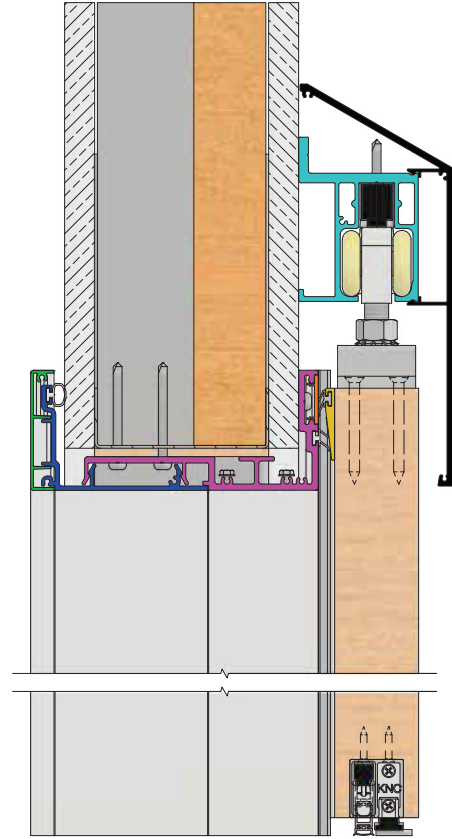
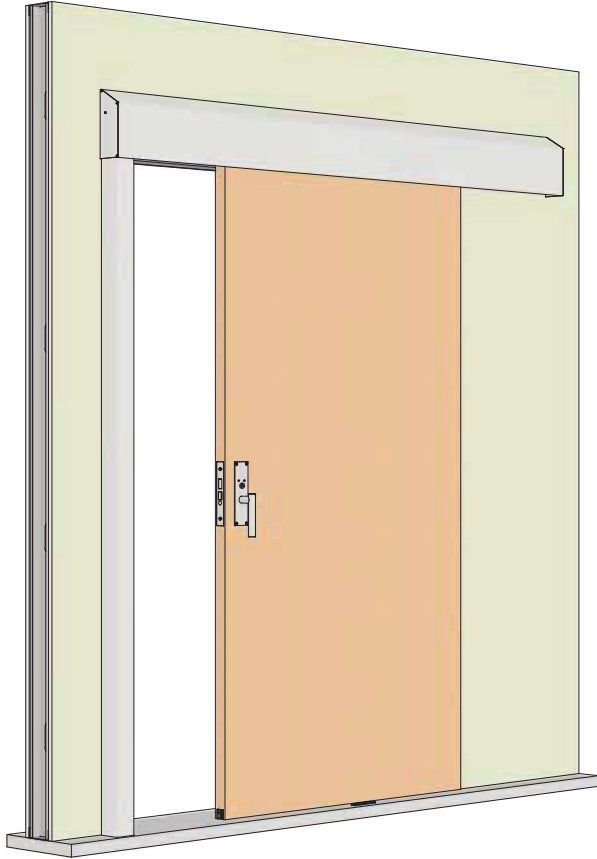
\$7.25 / EA



# Crowder Slide System

Prices effective Feb 1, 2024

Crowder Slide



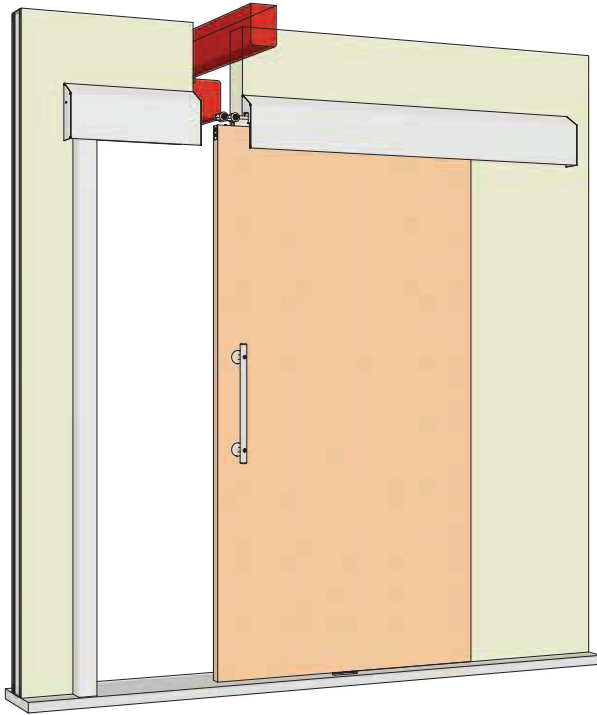
## Crowder Slide

The Crowder Slide System is designed to finish off a door opening with anodized or powder-coated aluminum snap-on covers and trim, to create a seamless and uniform look. This complete system features our best-selling CC-998 or CC-993 Easy Connect Hangers, a full-height strike jamb, and our patented Catch 'N' Close Technology. Our privacy, security, or self-latching locksets can be integrated without the need to build a jamb out from the wall, saving installation and finishing labour. This jamb, strike and trim system comes with gasket sealing to decrease sound and light transmission, making it ideal for medical or office spaces.

Contact Customer Service for pricing.

# Crowder Cantilever and Crowder Sync

Prices effective Feb 1, 2024



## Crowder Cantilever

The Crowder Cantilever System is essential for hospitals, assisted living spaces, or anywhere you would need a gap in the track. This system allows for a sliding door to travel over an opening in the track as wide as 16 in [406mm]. These gaps are designed for specific needs such as a patient lift tracking system travelling from one room to the next. Our Catch 'N' Close closing system enables the door to glide into position without any assistance.

Contact Customer Service for pricing.

## Crowder Sync


New for double doors: the Crowder Sync, a cutting-edge bi-parting door track system tailored for various types of door applications and wall constructions. This innovative system enables seamless synchronization between both doors - a movement in one door prompts an identical motion in the other, thanks to our heavy-duty cable design. Featuring our patented Catch 'N' Close closing technology, the Crowder Sync also includes Easy Connect hangers for swift and hassle-free installation. Compatible with most Crowder Frame pocket door systems, as well as ceiling and barn door systems, including CC-493, CC-993, CC-998, C-993, C-998 and C-411.

Contact Customer Service for pricing.



# CRT-100 Series

Prices effective Feb 1, 2024



## CRT-101-[ ] Series

### Complete kits for 1 door opening

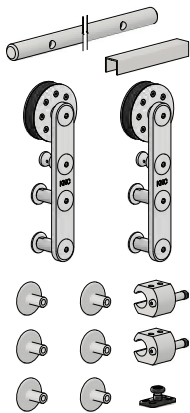
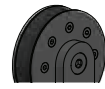
Each kit includes one CRT-100 Track x kit size (2 x door width), two CRT-101 Top Mount Hangers, two CRT-110 Shock Absorbing Stops, one C-914 Guide Channel x door width (half of kit size), one C-913 Floor Guide, complete with CRT-111-WB Wall Mount Brackets and necessary fasteners.

	<b>SS</b> Stainless Steel E.g. CRT-101-SS X 72" 1DR KIT	<b>BP</b> Black Finish E.g. CRT-101-BP X 72" 1DR KIT
CRT-101-[ ] X 60" 1DR KIT	\$2,731.00 / EA	\$2,964.00 / EA
CRT-101-[ ] X 72" 1DR KIT	\$2,874.00 / EA	\$3,113.00 / EA
CRT-101-[ ] X 76" 1DR KIT	\$2,912.00 / EA	\$3,152.00 / EA
CRT-101-[ ] X 84" 1DR KIT	\$3,019.00 / EA	\$3,268.00 / EA
CRT-101-[ ] X 96" 1DR KIT	\$3,039.00 / EA	\$3,295.00 / EA
CRT-101-[ ] X 108" 1DR KIT	\$3,302.00 / EA	\$3,569.00 / EA
CRT-101-[ ] X 120" 1DR KIT <i>c/w C-913-2</i>	\$3,513.00 / EA	\$3,790.00 / EA
CRT-101-[ ] X 132" 1DR KIT <i>c/w C-913-2</i>	\$3,724.00 / EA	\$4,017.00 / EA
CRT-101-[ ] X 144" 1DR KIT <i>c/w C-913-2</i>	\$3,790.00 / EA	\$4,090.00 / EA

### Complete kits for 2 door opening

Each kit includes one CRT-100 Track x kit size (4 x door width), four CRT-101 Top Mount Hangers, four CRT-110 Shock Absorbing Stops, two C-914 Guide Channels x door width (quarter of kit size) and two C-913 Floor Guides, complete with CRT-111-WB Wall Mount Brackets and necessary fasteners.

	<b>SS</b> Stainless Steel E.g. CRT-101-SS X 96" 2DR KIT	<b>BP</b> Black Finish E.g. CRT-101-BP X 96" 2DR KIT
CRT-101-[ ] X 96" 2DR KIT	\$4,872.00 / EA	\$5,306.00 / EA
CRT-101-[ ] X 108" 2DR KIT	\$5,147.00 / EA	\$5,592.00 / EA
CRT-101-[ ] X 120" 2DR KIT	\$5,291.00 / EA	\$5,746.00 / EA
CRT-101-[ ] X 132" 2DR KIT	\$5,490.00 / EA	\$5,961.00 / EA
CRT-101-[ ] X 144" 2DR KIT	\$5,556.00 / EA	\$6,034.00 / EA



## CRT-102-[ ] Series

For 1 3/4 in [44.5 mm] doors only

### Complete kits for 1 door opening

Each kit includes one CRT-100 Track x kit size (2 x door width), two CRT-102 Strap Mount Hangers (for 1 3/4 in [44.5 mm] thick doors only), two CRT-120 Shock Absorbing Stops, one C-914 Guide Channel x door width (half of kit size), one C-913 Floor Guide, complete with CRT-122-WB Wall Mount Brackets and necessary fasteners.

	<b>SS</b> Stainless Steel E.g. CRT-102-SS X 72" 1DR KIT	<b>BP</b> Black Finish E.g. CRT-102-BP X 72" 1DR KIT
CRT-102-[ ] X 60" 1DR KIT	\$3,047.00 / EA	\$3,278.00 / EA
CRT-102-[ ] X 72" 1DR KIT	\$3,196.00 / EA	\$3,433.00 / EA
CRT-102-[ ] X 76" 1DR KIT	\$3,234.00 / EA	\$3,472.00 / EA
CRT-102-[ ] X 84" 1DR KIT	\$3,347.00 / EA	\$3,594.00 / EA
CRT-102-[ ] X 96" 1DR KIT	\$3,367.00 / EA	\$3,621.00 / EA
CRT-102-[ ] X 108" 1DR KIT	\$3,636.00 / EA	\$3,901.00 / EA
CRT-102-[ ] X 120" 1DR KIT <i>c/w C-913-2</i>	\$3,853.00 / EA	\$4,128.00 / EA
CRT-102-[ ] X 132" 1DR KIT <i>c/w C-913-2</i>	\$4,076.00 / EA	\$4,367.00 / EA
CRT-102-[ ] X 144" 1DR KIT <i>c/w C-913-2</i>	\$4,142.00 / EA	\$4,440.00 / EA

### Complete kits for 2 door opening

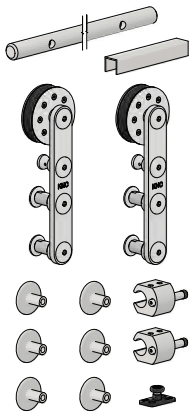
Each kit includes one CRT-100 Track x kit size (4 x door width), four CRT-102 Strap Mount Hangers (for 1 3/4 in [44.5 mm] thick doors only), four CRT-120 Shock Absorbing Stops, two C-914 Guide Channels x door width (quarter of kit size), two C-913 Floor Guides, complete with CRT-122-WB Wall Mount Brackets and necessary fasteners.

	<b>SS</b> Stainless Steel E.g. CRT-102-SS X 144" 2DR KIT	<b>BP</b> Black Finish E.g. CRT-102-BP X 144" 2DR KIT
CRT-102-[ ] X 96" 2DR KIT	\$5,492.00 / EA	\$5,922.00 / EA
CRT-102-[ ] X 108" 2DR KIT	\$5,773.00 / EA	\$6,214.00 / EA
CRT-102-[ ] X 120" 2DR KIT	\$5,923.00 / EA	\$6,374.00 / EA
CRT-102-[ ] X 132" 2DR KIT	\$6,134.00 / EA	\$6,601.00 / EA
CRT-102-[ ] X 144" 2DR KIT	\$6,200.00 / EA	\$6,674.00 / EA



# CRT-100 Series

Prices effective Feb 1, 2024



## CRT-102-38-[ ] Series

For 1 3/8 in [34.9 mm] doors only

### Complete kits for 1 door opening

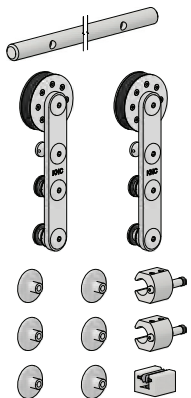
Each kit includes one CRT-100 Track x kit size (2 x door width), two CRT-102-38 Strap Mount Hangers (for 1 3/8 in [34.9 mm] doors only), two CRT-120 Shock Absorbing Stops, one C-914 Guide Channel x door width (half of kit size), one C-913 Floor Guide, complete with CRT-122-WB Wall Mount Brackets and necessary fasteners.

	SS Stainless Steel E.g. CRT-102-38-SS X 72" 1DR KIT	BP Black Finish E.g. CRT-102-38-BP X 72" 1DR KIT
CRT-102-38-[ ] X 60" 1DR KIT	\$3,111.00 / EA	\$3,362.00 / EA
CRT-102-38-[ ] X 72" 1DR KIT	\$3,260.00 / EA	\$3,517.00 / EA
CRT-102-38-[ ] X 76" 1DR KIT	\$3,298.00 / EA	\$3,556.00 / EA
CRT-102-38-[ ] X 84" 1DR KIT	\$3,411.00 / EA	\$3,678.00 / EA
CRT-102-38-[ ] X 96" 1DR KIT	\$3,431.00 / EA	\$3,705.00 / EA
CRT-102-38-[ ] X 108" 1DR KIT	\$3,700.00 / EA	\$3,985.00 / EA
CRT-102-38-[ ] X 120" 1DR KIT	c/w C-913-2 \$3,917.00 / EA	\$4,212.00 / EA
CRT-102-38-[ ] X 132" 1DR KIT	c/w C-913-2 \$4,140.00 / EA	\$4,451.00 / EA
CRT-102-38-[ ] X 144" 1DR KIT	c/w C-913-2 \$4,206.00 / EA	\$4,524.00 / EA

### Complete kits for 2 door opening

Each kit includes one CRT-100 Track x kit size (4 x door width), four CRT-102-38 Strap Mount Hangers (for 1 3/8 in [34.9 mm] doors only), four CRT-120 Shock Absorbing Stops, two C-914 Guide Channels x door width (quarter of kit size), two C-913 Floor Guides, complete with CRT-122-WB Wall Mount Brackets and necessary fasteners.

	SS Stainless Steel E.g. CRT-102-38-SS X 144" 2DR KIT	BP Black Finish E.g. CRT-102-38-BP X 144" 2DR KIT
CRT-102-38-[ ] X 96" 2DR KIT	\$5,620.00 / EA	\$6,090.00 / EA
CRT-102-38-[ ] X 108" 2DR KIT	\$5,901.00 / EA	\$6,382.00 / EA
CRT-102-38-[ ] X 120" 2DR KIT	\$6,051.00 / EA	\$6,542.00 / EA
CRT-102-38-[ ] X 132" 2DR KIT	\$6,262.00 / EA	\$6,769.00 / EA
CRT-102-38-[ ] X 144" 2DR KIT	\$6,328.00 / EA	\$6,842.00 / EA



## CRT-103-12-[ ] Series

For 1/2 in [12 mm] thick glass doors only

### Complete kits for 1 door opening

Each kit includes one CRT-100 Track x kit size (2 x door width), two CRT-103 Glass Strap Mount Hangers, two CRT-110 Shock Absorbing Stops, one CCGS-012 Stationary Glass Floor Guide for 1/2 in [12 mm] thick glass only, complete with CRT-111-WB Wall Mount Brackets and necessary fasteners.

	SS Stainless Steel E.g. CRT-103-12-SS X 72" 1DR KIT	BP Black Finish E.g. CRT-103-12-BP X 72" 1DR KIT
CRT-103-12-[ ] X 60" 1DR KIT	\$3,177.00 / EA	\$3,486.00 / EA
CRT-103-12-[ ] X 72" 1DR KIT	\$3,320.00 / EA	\$3,635.00 / EA
CRT-103-12-[ ] X 76" 1DR KIT	\$3,345.00 / EA	\$3,661.00 / EA
CRT-103-12-[ ] X 84" 1DR KIT	\$3,452.00 / EA	\$3,777.00 / EA
CRT-103-12-[ ] X 96" 1DR KIT	\$3,472.00 / EA	\$3,804.00 / EA
CRT-103-12-[ ] X 108" 1DR KIT	\$3,722.00 / EA	\$4,065.00 / EA
CRT-103-12-[ ] X 120" 1DR KIT	\$3,866.00 / EA	\$4,219.00 / EA
CRT-103-12-[ ] X 132" 1DR KIT	\$4,065.00 / EA	\$4,434.00 / EA
CRT-103-12-[ ] X 144" 1DR KIT	\$4,131.00 / EA	\$4,507.00 / EA

### Complete kits for 2 door opening

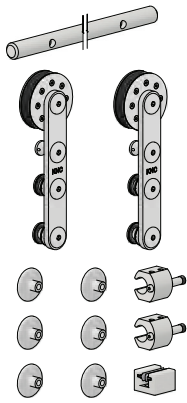
Each kit includes one CRT-100 Track x kit size (4 x door width), four CRT-103 Glass Strap Mount Hangers, four CRT-110 Shock Absorbing Stops, two CCGS-012 Stationary Glass Floor Guide for 1/2 in [12 mm] thick glass only, complete with CRT-111-WB Wall Mount Brackets and necessary fasteners.

	SS Stainless Steel E.g. CRT-103-12-SS X 144" 2DR KIT	BP Black Finish E.g. CRT-103-12-BP X 144" 2DR KIT
CRT-103-12-[ ] X 96" 2DR KIT	\$5,789.00 / EA	\$6,375.00 / EA
CRT-103-12-[ ] X 108" 2DR KIT	\$6,039.00 / EA	\$6,636.00 / EA
CRT-103-12-[ ] X 120" 2DR KIT	\$6,183.00 / EA	\$6,790.00 / EA
CRT-103-12-[ ] X 132" 2DR KIT	\$6,382.00 / EA	\$7,005.00 / EA
CRT-103-12-[ ] X 144" 2DR KIT	\$6,448.00 / EA	\$7,078.00 / EA



# CRT-100 Series

Prices effective Feb 1, 2024



## CRT-103-38-[ ] Series

For 3/8 in [10 mm] thick glass doors only



**SS**  
Stainless Steel  
E.g. CRT-103-38-SS X 72" 1DR KIT



**BP**  
Black Finish  
E.g. CRT-103-38-BP X 72" 1DR KIT

### Complete kits for 1 door opening

Each kit includes one CRT-100 Track x kit size (2 x door width), two CRT-103 Glass Strap Mount Hangers, two CRT-110 Shock Absorbing Stops, one CGGS-038 Stationary Glass Floor Guide for 3/8 in [10 mm] thick glass only, complete with CRT-111-WB Wall Mount Brackets and necessary fasteners.

Kit Description	SS Price / EA	BP Price / EA
CRT-103-38-[ ] X 60" 1DR KIT	\$3,177.00	\$3,486.00
CRT-103-38-[ ] X 72" 1DR KIT	\$3,320.00	\$3,635.00
CRT-103-38-[ ] X 76" 1DR KIT	\$3,345.00	\$3,661.00
CRT-103-38-[ ] X 84" 1DR KIT	\$3,452.00	\$3,777.00
CRT-103-38-[ ] X 96" 1DR KIT	\$3,472.00	\$3,804.00
CRT-103-38-[ ] X 108" 1DR KIT	\$3,722.00	\$4,065.00
CRT-103-38-[ ] X 120" 1DR KIT	\$3,866.00	\$4,219.00
CRT-103-38-[ ] X 132" 1DR KIT	\$4,065.00	\$4,434.00
CRT-103-38-[ ] X 144" 1DR KIT	\$4,131.00	\$4,507.00

### Complete kits for 2 door opening

Each kit includes one CRT-100 Track x kit size (4 x door width), four CRT-103 Glass Strap Mount Hangers, four CRT-110 Shock Absorbing Stops, two CGGS-038 Stationary Glass Floor Guide for 3/8 in [10 mm] thick glass only, complete with CRT-111-WB Wall Mount Brackets and necessary fasteners.

Kit Description	SS Price / EA	BP Price / EA
CRT-103-38-[ ] X 96" 2DR KIT	\$5,789.00	\$6,375.00
CRT-103-38-[ ] X 108" 2DR KIT	\$6,039.00	\$6,636.00
CRT-103-38-[ ] X 120" 2DR KIT	\$6,183.00	\$6,790.00
CRT-103-38-[ ] X 132" 2DR KIT	\$6,382.00	\$7,005.00
CRT-103-38-[ ] X 144" 2DR KIT	\$6,448.00	\$7,078.00

## Replacement One Door Hardware

### Stainless Steel

CRT-101-SS X 1DR HDWE Includes two CRT-101-SS Top Mount Hangers, two CRT-110-SS Shock Absorbing Stops, complete with necessary fasteners	\$1,798.00 / EA
CRT-101W-SS X 1DR HDWE Includes above and one C-913 Floor Guide	\$1,833.00 / EA
CRT-102-SS X 1DR HDWE Includes two CRT-102-SS Strap Mount Hangers, two CRT-120-SS Shock Absorbing Stops, complete with necessary fasteners	\$2,090.00 / EA
CRT-102W-SS X 1DR HDWE Includes above and one C-913 Floor Guide	\$2,125.00 / EA
CRT-102-38-SS X 1DR HDWE Includes two CRT-102-38-SS Strap Mount Hangers for 1 3/8 in [34.9 mm] doors only, two CRT-120-SS Shock Absorbing Stops, complete with necessary fasteners	\$2,154.00 / EA
CRT-102-38W-SS X 1DR HDWE Includes above and one C-913 Floor Guide	\$2,189.00 / EA
CRT-103-12-SS X 1DR HDWE Includes two CRT-103-12-SS Glass Strap Mount Hangers, two CRT-110-SS Shock Absorbing Stops, one CGGS-012-SS Stationary Glass Floor Guide for 1/2 in [12 mm] thick glass only, complete with necessary fasteners	\$2,317.00 / EA
CRT-103-38-SS X 1DR HDWE Includes two CRT-103-38-SS Glass Strap Mount Hangers, two CRT-110-SS Shock Absorbing Stops, one CGGS-038-SS Stationary Glass Floor Guide for 3/8 in [10 mm] thick glass only, complete with necessary fasteners	\$2,317.00 / EA

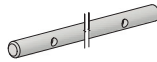
### Black

CRT-101-BP X 1DR HDWE Includes two CRT-101-BP Top Mount Hangers, two CRT-110-BP Shock Absorbing Stops, complete with necessary fasteners	\$1,976.00 / EA
CRT-101W-BP X 1DR HDWE Includes above and one C-913 Floor Guide	\$2,011.00 / EA
CRT-102-BP X 1DR HDWE Includes two CRT-102-BP Strap Mount Hangers, two CRT-120-BP Shock Absorbing Stops, complete with necessary fasteners	\$2,266.00 / EA
CRT-102W-BP X 1DR HDWE Includes above and one C-913 Floor Guide	\$2,301.00 / EA
CRT-102-38-BP X 1DR HDWE Includes two CRT-102-38-BP Strap Mount Hangers for 1 3/8 in [34.9 mm] doors only, two CRT-120-BP Shock Absorbing Stops, complete with necessary fasteners	\$2,350.00 / EA
CRT-102-38W-BP X 1DR HDWE Includes above and one C-913 Floor Guide	\$2,385.00 / EA
CRT-103-12-BP X 1DR HDWE Includes two CRT-103-12-BP Glass Strap Mount Hangers, two CRT-110-BP Shock Absorbing Stops, one CGGS-012-BP Stationary Glass Floor Guide for 1/2 in [12 mm] thick glass only, complete with necessary fasteners	\$2,571.00 / EA
CRT-103-38-BP X 1DR HDWE Includes two CRT-103-38-BP Glass Strap Mount Hangers, two CRT-110-BP Shock Absorbing Stops, one CGGS-038-BP Stationary Glass Floor Guide for 3/8 in [10 mm] thick glass only, complete with necessary fasteners	\$2,571.00 / EA

## Stainless Steel Individual Products

### Tracks


Each item below is for one Stainless Steel Round Bar Track only. No wall mount brackets are included. To be purchased separately.




**For odd sizes, a cutting charge will apply.**  
**Tracks longer than 144 in [3657.6 mm] are available.**  
**Contact Customer Service for more information.**


<b>CRT-100-SS Track x 60"</b> Four (4) sets of wall brackets required	\$748.00 / EA
<b>CRT-100-SS Track x 64"</b> Four (4) sets of wall brackets required	\$851.00 / EA
<b>CRT-100-SS Track x 72"</b> Five (5) sets of wall brackets required	\$851.00 / EA
<b>CRT-100-SS Track x 76"</b> Five (5) sets of wall brackets required	\$880.00 / EA
<b>CRT-100-SS Track x 84"</b> Six (6) sets of wall brackets required	\$941.00 / EA
<b>CRT-100-SS Track x 96"</b> Six (6) sets of wall brackets required	\$964.00 / EA
<b>CRT-100-SS Track x 108"</b> Seven (7) sets of wall brackets required	\$1,192.00 / EA
<b>CRT-100-SS Track x 120"</b> Eight (8) sets of wall brackets required	\$1,296.00 / EA
<b>CRT-100-SS Track x 132"</b> Ten (10) sets of wall brackets required	\$1,402.00 / EA
<b>CRT-100-SS Track x 144"</b> Ten (10) sets of wall brackets required	\$1,478.00 / EA


### Hangers

<b>CRT-101-SS Top Mount Hanger only</b> Complete with Anti-Lift and top plate screws		\$720.00 / EA
---	--	---------------

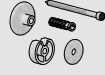
<b>CRT-102-SS Strap Mount Hanger only</b> For 1 3/4 in [44.5 mm] thick doors only, MAXIMUM 2 in [50.8 mm] thick, complete with Anti-Lift		\$876.00 / EA
---	---	---------------

<b>CRT-102-38-SS Strap Mount Hanger only</b> For 1 3/8 in [34.9 mm] thick doors only, complete with Anti-Lift		\$913.00 / EA
--	---	---------------

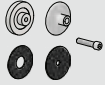
<b>CRT-102-214-SS Strap Mount Hanger only</b> For 2 1/4 in [57.1 mm] thick doors only, complete with Anti-Lift		\$913.00 / EA
---	---	---------------


<b>CRT-103-SS Glass Strap Mount Hanger only</b> Suitable for both 1/2 in [12 mm] and 3/8 in [10 mm] thick glass doors only, complete with Anti-Lift		\$935.00 / EA
--	---	---------------

### Wall Mount Brackets


<b>CRT-111-WB-SS Wall Bracket Set</b> Includes one CRT-111-WB-SS Wall Bracket, one CRT-LAG-SS Custom Lag Screw and one Drywall Spacer. For CRT-101-SS or CRT-103-SS Series.		\$63.00 / EA
--	---	--------------

<b>CRT-122-WB-SS Wall Bracket Set</b> Includes one CRT-122-WB-SS Wall Bracket, one CRT-LAG-SS Custom Lag Screw and one Drywall Spacer. For CRT-102-SS Series.		\$70.00 / EA
--	---	--------------

<b>CRT-103-GWB-SS Glass Wall Mount Bracket Set</b> For glass wall applications only. Includes one CRT-103-GWB-SS Glass Wall Mount Bracket, one CRT-111-WB-SS Wall Bracket, one bolt for fastening and rubber o-rings		\$140.00 / EA
---	---	---------------


<b>CRFT-WBS-SS Wall Bracket Spacer</b> Add-on for baseboard applications. Shims track an additional 5/8 in [15.9 mm] from wall. One spacer required for each wall bracket. Fasteners not included, wall bracket sets required in addition		\$46.00 / EA
--	---	--------------

### Stops

<b>CRT-110-SS Shock Absorbing Stop</b> For CRT-101-SS or CRT-103-SS Hangers only		\$324.00 / EA
---	---	---------------

<b>CRT-120-SS Shock Absorbing Stop</b> For CRT-102-SS Hangers only		\$337.00 / EA
---	---	---------------


### Door Guide Systems


<b>C-912 Adjustable Guide</b> Complete with screws		\$94.45 / EA
---	---	--------------

<b>C-913 Floor Guide</b> Complete with screws		\$40.05 / EA
--	---	--------------

<b>C-913-2 Double Roller Floor Guide</b> Complete with screws		\$117.40 / EA
--	---	---------------

<b>CSM-913-CRT Custom Side Mount Guide</b> Custom made based on application conditions		Contact Customer Service
---	---	--------------------------

<b>C-914 Guide Channel</b> Screws for mounting guide channel are not included.		\$12.90 / FT
---	---	--------------

<b>CGGS-012 Stationary Glass Floor Guide</b> For 1/2 in [12 mm] thick glass only, complete with screws		\$172.00 / EA
---	---	---------------

<b>CGGS-038 Stationary Glass Floor Guide</b> For 3/8 in [10 mm] thick glass only, complete with screws		\$172.00 / EA
---	---	---------------

# CRT-100 Series

Prices effective Feb 1, 2024

## Black Individual Products

### Tracks

Each item below is for one Black Finish Round Bar Track only. No wall mount brackets are included. To be purchased separately.




**For odd sizes, a cutting charge will apply. Tracks longer than 144 in [3657.6 mm] are available. Contact Customer Service for more information.**

CRT-100-BP Track x 60" Four (4) sets of wall brackets required	\$788.00 / EA
CRT-100-BP Track x 64" Four (4) sets of wall brackets required	\$893.00 / EA
CRT-100-BP Track x 72" Five (5) sets of wall brackets required	\$893.00 / EA
CRT-100-BP Track x 76" Five (5) sets of wall brackets required	\$923.00 / EA
CRT-100-BP Track x 84" Six (6) sets of wall brackets required	\$989.00 / EA
CRT-100-BP Track x 96" Six (6) sets of wall brackets required	\$1,020.00 / EA
CRT-100-BP Track x 108" Seven (7) sets of wall brackets required	\$1,254.00 / EA
CRT-100-BP Track x 120" Eight (8) sets of wall brackets required	\$1,365.00 / EA
CRT-100-BP Track x 132" Ten (10) sets of wall brackets required	\$1,477.00 / EA
CRT-100-BP Track x 144" Ten (10) sets of wall brackets required	\$1,562.00 / EA


### Hangers

**CRT-101-BP Top Mount Hanger only**  
Complete with Anti-Lift and top plate screws




\$794.00 / EA

**CRT-102-BP Strap Mount Hanger only**  
For 1 3/4 in [44.5 mm] thick doors only, MAXIMUM 2 in [50.8 mm] thick, complete with Anti-Lift




\$948.00 / EA

**CRT-102-38-BP Strap Mount Hanger only**  
For 1 3/8 in [34.9 mm] thick doors only, complete with Anti-Lift




\$997.00 / EA

**CRT-102-214-BP Strap Mount Hanger only**  
For 2 1/4 in [57.1 mm] thick doors only, complete with Anti-Lift



\$997.00 / EA


**CRT-103-BP Glass Strap Mount Hanger only**  
Suitable for both 1/2 in [12 mm] and 3/8 in [10 mm] thick glass doors only, complete with Anti-Lift



\$1,024.00 / EA


### Wall Mount Brackets

**CRT-111-WB-BP Wall Bracket Set**  
Includes one CRT-111-WB-BP Wall Bracket, one CRT-LAG-BP Custom Lag Screw and one Drywall Spacer. For CRT-101-BP or CRT-103-BP Series.




\$69.00 / EA

**CRT-122-WB-BP Wall Bracket Set**  
Includes one CRT-122-WB-BP Wall Bracket, one CRT-LAG-BP Custom Lag Screw and one Drywall Spacer. For CRT-102-BP Series.




\$76.00 / EA

**CRT-103-GWB-BP Glass Wall Mount Bracket Set**  
For glass wall applications only. Includes one CRT-103-GWB-BP Glass Wall Mount Bracket, one CRT-111-WB-BP Wall Bracket, one bolt for fastening and rubber o-rings.



\$152.00 / EA


**CRFT-WBS-BP Wall Bracket Spacer**  
Add-on for baseboard applications. Shims track an additional 5/8 in [15.9 mm] from wall. One spacer required for each wall bracket. Fasteners not included, wall bracket sets required in addition.



\$50.00 / EA

### Stops:

**CRT-110-BP Shock Absorbing Stop**  
For CRT-101-BP or CRT-103-BP Hangers only.



\$353.00 / EA


**CRT-120-BP Shock Absorbing Stop**  
For CRT-102-BP Hangers only.



\$367.00 / EA

### Door Guide Systems

**C-912 Adjustable Guide**  
Complete with screws




\$94.45 / EA

**C-913 Floor Guide**  
Complete with screws



\$40.05 / EA

**C-913-2 Double Roller Floor Guide**  
Complete with screws




\$117.40 / EA

**CSM-913-CRT Custom Side Mount Guide**  
Custom made based on application conditions




Contact Customer Service

**C-914 Guide Channel**  
Screws for mounting guide channel are not included.




\$12.90 / FT

**CGGS-012-BP Stationary Glass Floor Guide**  
For 1/2 in [12 mm] thick glass only, complete with screws.



\$233.00 / EA

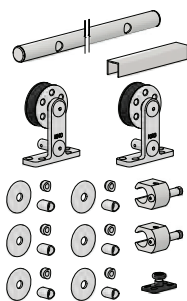
**CGGS-038-BP Stationary Glass Floor Guide**  
For 3/8 in [10 mm] thick glass only, complete with screws.



\$233.00 / EA

# CRT-50 Series

Prices effective Feb 1, 2024



## CRT-51-[ ] Series

### Complete kits for 1 door opening


Each kit includes one CRT-50 Track x kit size (2 x door width), two CRT-51 Top Mount Hangers, two CRT-50 Shock Absorbing Stops, one C-914 Guide Channel x door width (half of kit size), one C-913 Floor Guide, complete with CRT-11-WB Wall Mount Brackets and necessary fasteners.

	<b>SS</b> Stainless Steel E.g. CRT-51-SS X 72" 1DR KIT	<b>BP</b> Black Finish E.g. CRT-51-BP X 72" 1DR KIT
CRT-51-[ ] X 60" 1DR KIT	\$1,382.00 / EA	\$1,593.00 / EA
CRT-51-[ ] X 64" 1DR KIT	\$1,392.00 / EA	\$1,605.00 / EA
CRT-51-[ ] X 72" 1DR KIT	\$1,447.00 / EA	\$1,658.00 / EA
CRT-51-[ ] X 76" 1DR KIT	\$1,471.00 / EA	\$1,696.00 / EA
CRT-51-[ ] X 84" 1DR KIT	\$1,529.00 / EA	\$1,765.00 / EA
CRT-51-[ ] X 96" 1DR KIT	\$1,550.00 / EA	\$1,790.00 / EA
CRT-51-[ ] X 108" 1DR KIT	\$1,640.00 / EA	\$1,892.00 / EA
CRT-51-[ ] X 120" 1DR KIT	c/w C-913-2 \$1,772.00 / EA	\$2,036.00 / EA
CRT-51-[ ] X 132" 1DR KIT	c/w C-913-2 \$1,902.00 / EA	\$2,187.00 / EA
CRT-51-[ ] X 144" 1DR KIT	c/w C-913-2 \$1,923.00 / EA	\$2,211.00 / EA

### Complete kits for 2 door opening

Each kit includes one CRT-50 Track x kit size (4 x door width), four CRT-51 Top Mount Hangers, four CRT-50 Shock Absorbing Stops, two C-914 Guide Channels x door width (quarter of kit size), two C-913 Floor Guides, complete with CRT-11-WB Wall Mount Brackets and necessary fasteners.

	<b>SS</b> Stainless Steel E.g. CRT-51-SS X 144" 2DR KIT	<b>BP</b> Black Finish E.g. CRT-51-BP X 144" 2DR KIT
CRT-51-[ ] X 96" 2DR KIT	\$2,403.00 / EA	\$2,801.00 / EA
CRT-51-[ ] X 108" 2DR KIT	\$2,505.00 / EA	\$2,915.00 / EA
CRT-51-[ ] X 120" 2DR KIT	\$2,570.00 / EA	\$2,992.00 / EA
CRT-51-[ ] X 132" 2DR KIT	\$2,688.00 / EA	\$3,131.00 / EA
CRT-51-[ ] X 144" 2DR KIT	\$2,709.00 / EA	\$3,155.00 / EA



## CRT-52-[ ] Series

For 1 3/4 in [44.5 mm] doors only

### Complete kits for 1 door opening

Each kit includes one CRT-50 Track x kit size (2 x door width), two CRT-52 Strap Mount Hangers, two CRT-50 Shock Absorbing Stops, two C-914 Guide Channels x door width (quarter of kit size), one C-913 Floor Guide, complete with CRT-22-WB Wall Mount Brackets and necessary fasteners.

	<b>SS</b> Stainless Steel E.g. CRT-52-SS X 72" 1DR KIT	<b>BP</b> Black Finish E.g. CRT-52-BP X 72" 1DR KIT
CRT-52-[ ] X 60" 1DR KIT	\$1,506.00 / EA	\$1,725.00 / EA
CRT-52-[ ] X 64" 1DR KIT	\$1,516.00 / EA	\$1,737.00 / EA
CRT-52-[ ] X 72" 1DR KIT	\$1,572.00 / EA	\$1,791.00 / EA
CRT-52-[ ] X 76" 1DR KIT	\$1,596.00 / EA	\$1,829.00 / EA
CRT-52-[ ] X 84" 1DR KIT	\$1,655.00 / EA	\$1,899.00 / EA
CRT-52-[ ] X 96" 1DR KIT	\$1,676.00 / EA	\$1,924.00 / EA
CRT-52-[ ] X 108" 1DR KIT	\$1,767.00 / EA	\$2,027.00 / EA
CRT-52-[ ] X 120" 1DR KIT	c/w C-913-2 \$1,900.00 / EA	\$2,172.00 / EA
CRT-52-[ ] X 132" 1DR KIT	c/w C-913-2 \$2,032.00 / EA	\$2,325.00 / EA
CRT-52-[ ] X 144" 1DR KIT	c/w C-913-2 \$2,053.00 / EA	\$2,349.00 / EA


### Complete kits for 2 door opening

Each kit includes one CRT-50 Track x kit size (4 x door width), four CRT-52 Strap Mount Hangers, four CRT-50 Shock Absorbing Stops, two C-914 Guide Channels x door width (quarter of kit size), two C-913 Floor Guides, complete with CRT-22-WB Wall Mount Brackets and necessary fasteners.

	<b>SS</b> Stainless Steel E.g. CRT-52-SS X 144" 2DR KIT	<b>BP</b> Black Finish E.g. CRT-52-BP X 144" 2DR KIT
CRT-52-[ ] X 96" 2DR KIT	\$2,649.00 / EA	\$3,063.00 / EA
CRT-52-[ ] X 108" 2DR KIT	\$2,752.00 / EA	\$3,178.00 / EA
CRT-52-[ ] X 120" 2DR KIT	\$2,818.00 / EA	\$3,256.00 / EA
CRT-52-[ ] X 132" 2DR KIT	\$2,938.00 / EA	\$3,397.00 / EA
CRT-52-[ ] X 144" 2DR KIT	\$2,959.00 / EA	\$3,421.00 / EA

# CRT-50 Series

Prices effective Feb 1, 2024



## CRT-52-38-[] Series

For 1 3/8 in [34.9 mm] doors only

### Complete kits for 1 door opening

Each kit includes one CRT-50 Track x kit size (2 x door width), two CRT-52-38 Strap Mount Hangers for 1 3/8 in [34.9 mm] doors only, two CRT-50 Shock Absorbing Stops, one C-914 Guide Channel x door width (half of kit size), one C-913 Floor Guide, complete with CRT-22-WB Wall Mount Brackets and necessary fasteners.

	SS Stainless Steel E.g. CRT-52-38-SS X 72" 1DR KIT	BP Black Finish E.g. CRT-52-38-BP X 72" 1DR KIT
CRT-52-38-[] X 60" 1DR KIT	\$1,506.00 / EA	\$1,725.00 / EA
CRT-52-38-[] X 64" 1DR KIT	\$1,516.00 / EA	\$1,737.00 / EA
CRT-52-38-[] X 72" 1DR KIT	\$1,572.00 / EA	\$1,791.00 / EA
CRT-52-38-[] X 76" 1DR KIT	\$1,596.00 / EA	\$1,829.00 / EA
CRT-52-38-[] X 84" 1DR KIT	\$1,655.00 / EA	\$1,899.00 / EA
CRT-52-38-[] X 96" 1DR KIT	\$1,676.00 / EA	\$1,924.00 / EA
CRT-52-38-[] X 108" 1DR KIT	\$1,767.00 / EA	\$2,027.00 / EA
CRT-52-38-[] X 120" 1DR KIT	\$1,900.00 / EA <small>c/w C-913-2</small>	\$2,172.00 / EA
CRT-52-38-[] X 132" 1DR KIT	\$2,032.00 / EA <small>c/w C-913-2</small>	\$2,325.00 / EA
CRT-52-38-[] X 144" 1DR KIT	\$2,053.00 / EA <small>c/w C-913-2</small>	\$2,349.00 / EA

### Complete kits for 2 door opening

Each kit includes one CRT-50 Track x kit size (4 x door width), four CRT-52 Strap Mount Hangers for 1 3/8 in [34.9 mm] doors only, four CRT-50 Shock Absorbing Stops, two C-914 Guide Channels x door width (quarter of kit size), two C-913 Floor Guides, complete with CRT-22-WB Wall Mount Brackets and necessary fasteners.

	SS Stainless Steel E.g. CRT-52-38-SS X 144" 2DR KIT	BP Black Finish E.g. CRT-52-38-BP X 144" 2DR KIT
CRT-52-38-[] X 96" 2DR KIT	\$2,649.00 / EA	\$3,063.00 / EA
CRT-52-38-[] X 108" 2DR KIT	\$2,752.00 / EA	\$3,178.00 / EA
CRT-52-38-[] X 120" 2DR KIT	\$2,818.00 / EA	\$3,256.00 / EA
CRT-52-38-[] X 132" 2DR KIT	\$2,938.00 / EA	\$3,397.00 / EA
CRT-52-38-[] X 144" 2DR KIT	\$2,959.00 / EA	\$3,421.00 / EA



SS  
Stainless Steel  
E.g. CRT-52-38-SS X 72" 1DR KIT

BP  
Black Finish  
E.g. CRT-52-38-BP X 72" 1DR KIT



## CRT-53-12-[] Series

For 1/2 in [12 mm] thick glass doors only

### Complete kits for 1 door opening

Each kit includes one CRT-50 Track x kit size (2 x door width), two CRT-53-12 Glass Strap Mount Hangers, two CRT-50 Shock Absorbing Stops, one CGGS-012 Stationary Glass Floor Guide for 1/2 in [12 mm] thick glass only, complete with CRT-11-WB Wall Mount Brackets and necessary fasteners.

	SS Stainless Steel E.g. CRT-53-12-SS X 72" 1DR KIT	BP Black Finish E.g. CRT-53-12-BP X 72" 1DR KIT
CRT-53-12-[] X 60" 1DR KIT	\$1,618.00 / EA	\$1,905.00 / EA
CRT-53-12-[] X 64" 1DR KIT	\$1,628.00 / EA	\$1,917.00 / EA
CRT-53-12-[] X 72" 1DR KIT	\$1,683.00 / EA	\$1,970.00 / EA
CRT-53-12-[] X 76" 1DR KIT	\$1,694.00 / EA	\$1,995.00 / EA
CRT-53-12-[] X 84" 1DR KIT	\$1,752.00 / EA	\$2,064.00 / EA
CRT-53-12-[] X 96" 1DR KIT	\$1,773.00 / EA	\$2,089.00 / EA
CRT-53-12-[] X 108" 1DR KIT	\$1,850.00 / EA	\$2,178.00 / EA
CRT-53-12-[] X 120" 1DR KIT	\$1,915.00 / EA	\$2,255.00 / EA
CRT-53-12-[] X 132" 1DR KIT	\$2,033.00 / EA	\$2,394.00 / EA
CRT-53-12-[] X 144" 1DR KIT	\$2,054.00 / EA	\$2,418.00 / EA

### Complete kits for 2 door opening

Each kit includes one CRT-50 Track x kit size, four CRT-53-12 Glass Strap Mount Hangers, four CRT-50 Shock Absorbing Stops, two CGGS-012 Stationary Glass Floor Guide for 1/2 in [12 mm] thick glass only, complete with Wall Mount Brackets and necessary fasteners.

	SS Stainless Steel E.g. CRT-53-12-SS X 144" 2DR KIT	BP Black Finish E.g. CRT-53-12-BP X 144" 2DR KIT
CRT-53-12-[] X 96" 2DR KIT	\$2,900.00 / EA	\$3,450.00 / EA
CRT-53-12-[] X 108" 2DR KIT	\$2,977.00 / EA	\$3,539.00 / EA
CRT-53-12-[] X 120" 2DR KIT	\$3,042.00 / EA	\$3,616.00 / EA
CRT-53-12-[] X 132" 2DR KIT	\$3,160.00 / EA	\$3,755.00 / EA
CRT-53-12-[] X 144" 2DR KIT	\$3,181.00 / EA	\$3,779.00 / EA

SS  
Stainless Steel  
E.g. CRT-53-12-SS X 72" 1DR KIT

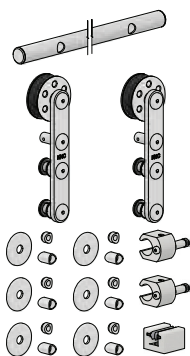
BP  
Black Finish  
E.g. CRT-53-12-BP X 72" 1DR KIT

SS  
Stainless Steel  
E.g. CRT-53-12-SS X 144" 2DR KIT

BP  
Black Finish  
E.g. CRT-53-12-BP X 144" 2DR KIT

# CRT-50 Series

Prices effective Feb 1, 2024



## CRT-53-38-[ ] Series

For 3/8 in [10 mm] thick glass doors only

### Complete kits for 1 door opening

Each kit includes one CRT-50 Track x kit size (2 x door width), two CRT-53-38 Glass Strap Mount Hangers, two CRT-50 Shock Absorbing Stops, one CGGS-038 Stationary Glass Floor Guide for 3/8 in [10 mm] thick glass only, complete with CRT-11-WB Wall Mount Brackets and necessary fasteners.

	SS Stainless Steel E.g. CRT-53-38-SS X 72" 1DR KIT	BP Black Finish E.g. CRT-53-38-BP X 72" 1DR KIT
CRT-53-38-[ ] X 60" 1DR KIT	\$1,618.00 / EA	\$1,905.00 / EA
CRT-53-38-[ ] X 64" 1DR KIT	\$1,628.00 / EA	\$1,917.00 / EA
CRT-53-38-[ ] X 72" 1DR KIT	\$1,683.00 / EA	\$1,970.00 / EA
CRT-53-38-[ ] X 76" 1DR KIT	\$1,694.00 / EA	\$1,995.00 / EA
CRT-53-38-[ ] X 84" 1DR KIT	\$1,752.00 / EA	\$2,064.00 / EA
CRT-53-38-[ ] X 96" 1DR KIT	\$1,773.00 / EA	\$2,089.00 / EA
CRT-53-38-[ ] X 108" 1DR KIT	\$1,850.00 / EA	\$2,178.00 / EA
CRT-53-38-[ ] X 120" 1DR KIT	\$1,915.00 / EA	\$2,255.00 / EA
CRT-53-38-[ ] X 132" 1DR KIT	\$2,033.00 / EA	\$2,394.00 / EA
CRT-53-38-[ ] X 144" 1DR KIT	\$2,054.00 / EA	\$2,418.00 / EA

### Complete kits for 2 door opening

Each kit includes one CRT-50 Track x kit size, four CRT-53-38 Glass Strap Mount Hangers, four CRT-50 Shock Absorbing Stops, two CGGS-038 Stationary Glass Floor Guide for 3/8 in [10 mm] thick glass only, complete with Wall Mount Brackets and necessary fasteners.

	SS Stainless Steel E.g. CRT-53-38-SS X 144" 2DR KIT	BP Black Finish E.g. CRT-53-38-BP X 144" 2DR KIT
CRT-53-38-[ ] X 96" 2DR KIT	\$2,900.00 / EA	\$3,450.00 / EA
CRT-53-38-[ ] X 108" 2DR KIT	\$2,977.00 / EA	\$3,539.00 / EA
CRT-53-38-[ ] X 120" 2DR KIT	\$3,042.00 / EA	\$3,616.00 / EA
CRT-53-38-[ ] X 132" 2DR KIT	\$3,160.00 / EA	\$3,755.00 / EA
CRT-53-38-[ ] X 144" 2DR KIT	\$3,181.00 / EA	\$3,779.00 / EA

## Replacement One Door Hardware

### Stainless Steel

<b>CRT-51-SS X 1DR HDWE</b> Includes two CRT-51-SS Top Mount Hangers, two CRT-50-SS Shock Absorbing Stops, complete with necessary fasteners.	\$818.00 / EA
<b>CRT-51W-SS X 1DR HDWE</b> Includes above and one C-913 Floor Guide	\$853.00 / EA
<b>CRT-52-SS X 1DR HDWE</b> Includes two CRT-52-SS Strap Mount Hangers, two CRT-50-SS Shock Absorbing Stops, complete with necessary fasteners.	\$938.00 / EA
<b>CRT-52W-SS X 1DR HDWE</b> Includes above and one C-913 Floor Guide	\$973.00 / EA
<b>CRT-52-38-SS X 1DR HDWE</b> Includes two CRT-52-38-SS Strap Mount Hangers (for 1 3/8 in [34.9 mm] doors only), two CRT-50-SS Shock Absorbing Stops, complete with necessary fasteners.	\$938.00 / EA
<b>CRT-52-38W-SS X 1DR HDWE</b> Includes above and one C-913 Floor Guide	\$973.00 / EA
<b>CRT-53-12-SS X 1DR HDWE</b> Includes two CRT-53-12-SS Glass Strap Mount Hangers, two CRT-50-SS Shock Absorbing Stops, one CGGS-012-SS Stationary Glass Floor Guide for 1/2 in [12 mm] thick glass only, complete with necessary fasteners.	\$1,127.00 / EA
<b>CRT-53-38-SS X 1DR HDWE</b> Includes two CRT-53-38-SS Glass Strap Mount Hangers, two CRT-50-SS Shock Absorbing Stops, one CGGS-038-SS Stationary Glass Floor Guide for 3/8 in [10 mm] thick glass only, complete with necessary fasteners.	\$1,127.00 / EA

### Black

<b>CRT-51-BP X 1DR HDWE</b> Includes two CRT-51-BP Top Mount Hangers, two CRT-50-BP Shock Absorbing Stops, complete with necessary fasteners.	\$976.00 / EA
<b>CRT-51W-BP X 1DR HDWE</b> Includes above and one C-913 Floor Guide	\$1,011.00 / EA
<b>CRT-52-BP X 1DR HDWE</b> Includes two CRT-52-BP Strap Mount Hangers, two CRT-50-BP Shock Absorbing Stops, complete with necessary fasteners.	\$1,104.00 / EA
<b>CRT-52W-BP X 1DR HDWE</b> Includes above and one C-913 Floor Guide	\$1,139.00 / EA
<b>CRT-52-38-BP X 1DR HDWE</b> Includes two CRT-52-38-BP Strap Mount Hangers (for 1 3/8 in [34.9 mm] doors only), two CRT-50-BP Shock Absorbing Stops, complete with necessary fasteners.	\$1,104.00 / EA
<b>CRT-52-38W-BP X 1DR HDWE</b> Includes above and one C-913 Floor Guide	\$1,139.00 / EA
<b>CRT-53-12-BP X 1DR HDWE</b> Includes two CRT-53-12-BP Glass Strap Mount Hangers, two CRT-50-BP Shock Absorbing Stops, one CGGS-012-BP Stationary Glass Floor Guide for 1/2 in [12 mm] thick glass only, complete with necessary fasteners.	\$1,361.00 / EA
<b>CRT-53-38-BP X 1DR HDWE</b> Includes two CRT-53-38-BP Glass Strap Mount Hangers, two CRT-50-BP Shock Absorbing Stops, one CGGS-038-BP Stationary Glass Floor Guide for 3/8 in [10 mm] thick glass only, complete with necessary fasteners.	\$1,361.00 / EA



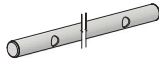
# CRT-50 Series

Prices effective Feb 1, 2024

## Stainless Steel Individual Products

### Tracks


Each item below is for one stainless steel round tube track only. No wall mount brackets are included. To be purchased separately.




**For odd sizes, a cutting charge will apply.**  
**Tracks longer than 144 in [3657.6 mm] are available.**  
**Contact Customer Service for more information.**

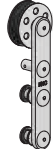
<b>CRT-50-SS Track x 60"</b> Four (4) sets of wall brackets required	\$401.00 / EA
<b>CRT-50-SS Track x 64"</b> Four (4) sets of wall brackets required	\$412.00 / EA
<b>CRT-50-SS Track x 72"</b> Five (5) sets of wall brackets required	\$433.00 / EA
<b>CRT-50-SS Track x 76"</b> Five (5) sets of wall brackets required	\$446.00 / EA
<b>CRT-50-SS Track x 84"</b> Six (6) sets of wall brackets required	\$471.00 / EA
<b>CRT-50-SS Track x 96"</b> Six (6) sets of wall brackets required	\$495.00 / EA
<b>CRT-50-SS Track x 108"</b> Seven (7) sets of wall brackets required	\$542.00 / EA
<b>CRT-50-SS Track x 120"</b> Eight (8) sets of wall brackets required	\$574.00 / EA
<b>CRT-50-SS Track x 132"</b> Ten (10) sets of wall brackets required	\$626.00 / EA
<b>CRT-50-SS Track x 144"</b> Ten (10) sets of wall brackets required	\$650.00 / EA


### Hangers

<b>CRT-51-SS</b> Top Mount Hanger only Complete with Anti-Lift and top plate screws		\$318.00 / EA
---	---	---------------


<b>CRT-52-SS</b> Strap Mount Hanger only For 1 3/4 in [44.5 mm] thick doors only, complete with Anti-Lift		\$388.00 / EA
---	---	---------------

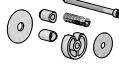
<b>CRT-52-38-SS</b> Strap Mount Hanger only For 1 3/8 in [34.9 mm] thick doors only, complete with Anti-Lift		\$388.00 / EA
--	---	---------------


<b>CRT-53-12-SS</b> Glass Strap Mount Hanger only Suitable for 1/2 in [12 mm] thick glass doors only, complete with Anti-Lift		\$412.00 / EA
---	---	---------------


<b>CRT-53-38-SS</b> Glass Strap Mount Hanger only Suitable for 3/8 in [10 mm] thick glass doors only, complete with Anti-Lift		\$412.00 / EA
---	---	---------------

### Wall Mount Brackets


<b>CRT-11-WB-SS</b> Wall Bracket Set Includes one CRT-50-WBP-SS Wall Bracket Plate, one CRT-50-TI-SS Tube Insert, one CRT-11-WBS-SS Wall Bracket Spacer, one CRT-LAG-SS Custom Lag Screw and one Drywall Spacer. For CRT-51-SS or CRT-53-SS Series.		\$44.00 / EA
---	---	--------------

<b>CRT-22-WB-SS</b> Wall Bracket Set Includes one CRT-50-WBP-SS Wall Bracket Plate, one CRT-50-TI-SS Tube Insert, one CRT-22-WBS-SS Wall Bracket Spacer, one CRT-LAG-SS Custom Lag Screw and one Drywall Spacer. For CRT-52-SS Series.		\$45.00 / EA
--	---	--------------


<b>CRT-5311-GWB-SS</b> Glass Wall Mount Bracket Set For glass wall applications only. Includes one CRT-103-GWB-SS Glass Wall Mount Bracket, one CRT-50-WBP-SS Wall Bracket Plate, one CRT-50-TI-SS Tube Insert, one CRT-11-WBS-SS Wall Bracket Spacer, one bolt for fastening and rubber o-rings.		\$111.00 / EA
---	---	---------------

<b>CRT-44-WBS-SS</b> Wall Bracket Spacer Add-on for baseboard applications. Shims CRT-50 track's centerline to 2 1/32 in [51.8 mm] from wall. One spacer required for each wall bracket. Fasteners not included, purchase in addition to standard kits or wall bracket sets.		\$17.00 / EA
--	---	--------------


### Stops:


<b>CRT-50-SS Shock Absorbing Stop</b> Works with all hangers above.		\$160.00 / EA
--	---	---------------


### Door Guide Systems

<b>C-912 Adjustable Guide</b> Complete with screws		\$94.45 / EA
---	---	--------------


<b>C-913 Floor Guide</b> Complete with screws		\$40.05 / EA
--	---	--------------

<b>C-913-2 Double Roller Floor Guide</b> Complete with screws		\$117.40 / EA
--	---	---------------


<b>CSM-913-CRT Custom Side Mount Guide</b> Custom made based on application conditions		Contact Customer Service
---	---	--------------------------


<b>C-914 Guide Channel</b> Screws for mounting guide channel are not included.		\$12.90 / FT
---	---	--------------

<b>C-200 Floor Guide</b> Complete with screws		\$14.70 / EA
--	---	--------------

<b>CSM-200-CRT Custom Side Mount Guide</b> Custom made based on application conditions		Contact Customer Service
---	---	--------------------------

<b>C-201 Guide Channel</b> Screws for mounting guide channel are not included.		\$10.35 / FT
---	---	--------------

<b>CGGS-012 Stationary Glass Floor Guide</b> For 1/2 in [12 mm] thick glass only, complete with screws		\$172.00 / EA
---	---	---------------


<b>CGGS-038 Stationary Glass Floor Guide</b> For 3/8 in [10 mm] thick glass only, complete with screws		\$172.00 / EA
---	---	---------------



## Black Individual Products

### Tracks

Each item below is for one black finish round tube track only. No wall mount brackets are included. To be purchased separately.



**For odd sizes, a cutting charge will apply.**  
**Tracks longer than 144 in [3657.6 mm] are available.**  
**Contact Customer Service for more information.**

<b>CRT-50-BP Track x 60"</b> Four (4) sets of wall brackets required	\$425.00 / EA
<b>CRT-50-BP Track x 64"</b> Four (4) sets of wall brackets required	\$439.00 / EA
<b>CRT-50-BP Track x 72"</b> Five (5) sets of wall brackets required	\$448.00 / EA
<b>CRT-50-BP Track x 76"</b> Five (5) sets of wall brackets required	\$478.00 / EA
<b>CRT-50-BP Track x 84"</b> Six (6) sets of wall brackets required	\$506.00 / EA
<b>CRT-50-BP Track x 96"</b> Six (6) sets of wall brackets required	\$535.00 / EA
<b>CRT-50-BP Track x 108"</b> Seven (7) sets of wall brackets required	\$586.00 / EA
<b>CRT-50-BP Track x 120"</b> Eight (8) sets of wall brackets required	\$623.00 / EA
<b>CRT-50-BP Track x 132"</b> Ten (10) sets of wall brackets required	\$681.00 / EA
<b>CRT-50-BP Track x 144"</b> Ten (10) sets of wall brackets required	\$709.00 / EA

### Hangers

**CRT-51-BP**  
**Top Mount Hanger only**  
 Complete with Anti-Lift and top plate screws




\$387.00 / EA

**CRT-52-BP**  
**Strap Mount Hanger only**  
 For 1 3/4 in [44.5 mm] thick doors only, complete with Anti-Lift



\$461.00 / EA

**CRT-52-38-BP**  
**Strap Mount Hanger only**  
 For 1 3/8 in [34.9 mm] thick doors only, complete with Anti-Lift



\$461.00 / EA

**CRT-53-12-BP**  
**Glass Strap Mount Hanger only**  
 Suitable for 1/2 in [12 mm] thick glass doors only, complete with Anti-Lift



\$495.00 / EA

**CRT-53-38-BP**  
**Glass Strap Mount Hanger only**  
 Suitable for 3/8 in [10 mm] thick glass doors only, complete with Anti-Lift



\$495.00 / EA

### Wall Mount Brackets

**CRT-11-WB-BP**  
**Wall Bracket Set**  
 Includes one CRT-50-WBP-BP Wall Bracket Plate, one CRT-50-TI-BP Tube Insert, one CRT-11-WBS-BP Wall Bracket Spacer, one CRT-LAG-BP Custom Lag Screw and one Drywall Spacer. For CRT-51-BP or CRT-53-BP Series.



\$53.00 / EA

**CRT-22-WB-BP**  
**Wall Bracket Set**  
 Includes one CRT-50-WBP-BP Wall Bracket Plate, one CRT-50-TI-BP Tube Insert, one CRT-22-WBS-BP Wall Bracket Spacer, one CRT-LAG-BP Custom Lag Screw and one Drywall Spacer. For CRT-52-BP Series.



\$54.00 / EA

**CRT-5311-GWB-BP**  
**Glass Wall Mount Bracket Set**  
 For glass wall applications only. Includes one CRT-103-GWB-BP Glass Wall Mount Bracket, one CRT-50-WBP-BP Wall Bracket Plate, one CRT-50-TI-BP Tube Insert, one CRT-11-WBS-BP Wall Bracket Spacer, one bolt for fastening and rubber o-rings.



\$129.00 / EA

**CRT-44-WBS-BP**  
**Wall Bracket Spacer**  
 Add-on for baseboard applications. Shims CRT-50 track's centerline to 2 1/32 in [51.8 mm] from wall. One spacer required for each wall bracket. Fasteners not included, purchase in addition to standard kits or wall bracket sets.



\$18.00 / EA

### Stops:

**CRT-50-BP Shock Absorbing Stop**  
 Works with all hangers above.



\$184.00 / EA

### Door Guide Systems

**C-912 Adjustable Guide**  
 Complete with screws



\$94.45 / EA

**C-913 Floor Guide**  
 Complete with screws



\$40.05 / EA

**C-913-2 Double Roller Floor Guide**  
 Complete with screws



\$117.40 / EA

**CSM-913-CRT Custom Side Mount Guide**  
 Custom made based on application conditions



Contact Customer Service

**C-914 Guide Channel**  
 Screws for mounting guide channel are not included.



\$12.90 / FT

**C-200 Floor Guide**  
 Complete with screws



\$14.70 / EA

**CSM-200-CRT Custom Side Mount Guide**  
 Custom made based on application conditions



Contact Customer Service

**C-201 Guide Channel**  
 Screws for mounting guide channel are not included.



\$10.35 / FT

**CGGS-012-BP Stationary Glass Floor Guide**  
 For 1/2 in [12 mm] thick glass only, complete with screws



\$233.00 / EA

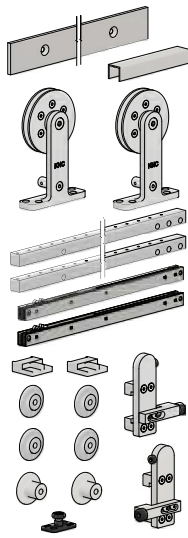
**CGGS-038-BP Stationary Glass Floor Guide**  
 For 3/8 in [10 mm] thick glass only, complete with screws



\$233.00 / EA

# CFT-200-CC Series

Prices effective Feb 1, 2024



## CFT-201-CC2- [ ] Series

### Complete kits for 1 door opening

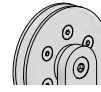
Each kit includes one CFT-200 Track x kit size (2 x door width), two CFT-201 Top Mount Hangers, two CFT-210 Shock Absorbing Stops, one C-914 Guide Channel x door width (half of kit size), one C-913 Floor Guide, one CFT-200-CC2 X 1DR HDWE Catch 'N' Close Hardware for up to 200 lbs. [90 kg] doors, complete with CFT-222-WB Wall Mount Brackets and necessary fasteners.

CFT-201-CC2- [ ] X 72" 1DR KIT	CFT-201-CC2- [ ] X 76" 1DR KIT	CFT-201-CC2- [ ] X 84" 1DR KIT	CFT-201-CC2- [ ] X 96" 1DR KIT	CFT-201-CC2- [ ] X 108" 1DR KIT	CFT-201-CC2- [ ] X 120" 1DR KIT	CFT-201-CC2- [ ] X 132" 1DR KIT	CFT-201-CC2- [ ] X 144" 1DR KIT
					c/w C-913-2	c/w C-913-2	c/w C-913-2
\$3,743.00 / EA	\$3,778.00 / EA	\$3,884.00 / EA	\$3,904.00 / EA	\$4,163.00 / EA	\$4,371.00 / EA	\$4,575.00 / EA	\$4,642.00 / EA

### Complete kits for 2 door opening

Each kit includes one CFT-200 Track x kit size (4 x door width), four CFT-201 Top Mount Hangers, four CFT-210 Shock Absorbing Stops, two C-914 Guide Channel x door width (quarter of kit size), one C-913 Floor Guide, two CFT-200-CC2 X 1DR HDWE Catch 'N' Close Hardware for up to 200 lbs. [90 kg] doors, complete with CFT-222-WB Wall Mount Brackets and necessary fasteners.

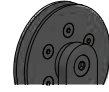
CFT-201-CC2- [ ] X 120" 2DR KIT	CFT-201-CC2- [ ] X 132" 2DR KIT	CFT-201-CC2- [ ] X 144" 2DR KIT
\$6,997.00 / EA	\$7,189.00 / EA	\$7,256.00 / EA



**SS**

Stainless Steel

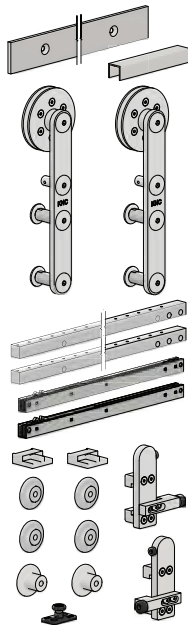
E.g. CFT-201-CC2-SS X 72" 1DR KIT



**BP**

Black Finish

E.g. CFT-201-CC2-BP X 72" 1DR KIT



## CFT-202-CC2- [ ] Series

For 1 3/4 in [44.5 mm] doors only

### Complete kits for 1 door opening

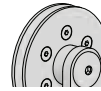
Each kit includes one CFT-200 Track x kit size (2 x door width), two CFT-202 Strap Mount Hangers, two CFT-220 Shock Absorbing Stops, one C-914 Guide Channel x door width (half of kit size), one C-913 Floor Guide, one CFT-200-CC2 X 1DR HDWE Catch 'N' Close Hardware for up to 200 lbs. [90 kg] doors, complete with CFT-222-WB Wall Mount Brackets and necessary fasteners.

CFT-202-CC2- [ ] X 72" 1DR KIT	CFT-202-CC2- [ ] X 76" 1DR KIT	CFT-202-CC2- [ ] X 84" 1DR KIT	CFT-202-CC2- [ ] X 96" 1DR KIT	CFT-202-CC2- [ ] X 108" 1DR KIT	CFT-202-CC2- [ ] X 120" 1DR KIT	CFT-202-CC2- [ ] X 132" 1DR KIT	CFT-202-CC2- [ ] X 144" 1DR KIT
					c/w C-913-2	c/w C-913-2	c/w C-913-2
\$4,051.00 / EA	\$4,086.00 / EA	\$4,196.00 / EA	\$4,216.00 / EA	\$4,479.00 / EA	\$4,691.00 / EA	\$4,903.00 / EA	\$4,970.00 / EA

### Complete kits for 2 door opening

Each kit includes one CFT-200 Track x kit size (4 x door width), four CFT-202 Strap Mount Hangers, four CFT-220 Shock Absorbing Stops, two C-914 Guide Channel x door width (quarter of kit size), one C-913 Floor Guide, two CFT-200-CC2 X 1DR HDWE Catch 'N' Close Hardware for up to 200 lbs. [90 kg] doors, complete with CFT-222-WB Wall Mount Brackets and necessary fasteners.

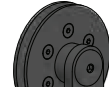
CFT-202-CC2- [ ] X 120" 2DR KIT	CFT-202-CC2- [ ] X 132" 2DR KIT	CFT-202-CC2- [ ] X 144" 2DR KIT
\$7,605.00 / EA	\$7,805.00 / EA	\$7,872.00 / EA



**SS**

Stainless Steel

E.g. CFT-202-CC2-SS X 72" 1DR KIT



**BP**

Black Finish

E.g. CFT-202-CC2-BP X 72" 1DR KIT

**SS**

Stainless Steel

E.g. CFT-202-CC2-SS X 144" 2DR KIT

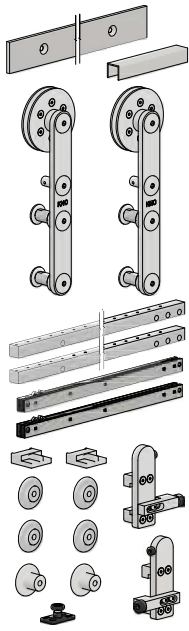
**BP**

Black Finish

E.g. CFT-202-CC2-BP X 144" 2DR KIT

# CFT-200-CC Series

Prices effective Feb 1, 2024



## CFT-202-38-CC2-[ ] Series

For 1 3/8 in [34.9 mm] doors only

### Complete kits for 1 door opening


Each kit includes one CFT-200 Track x kit size (2 x door width), two CFT-202-38 Strap Mount Hangers (for 1 3/8 in [34.9 mm] doors only), two CFT-220 Shock Absorbing Stops, one C-914 Guide Channel x door width (half of kit size), one C-913 Floor Guide, one CFT-200-CC2 X 1DR HDWE Catch 'N' Close Hardware for up to 200 lbs. [90 kg] doors, complete with CFT-222-WB Wall Mount Brackets and necessary fasteners.

	SS Stainless Steel E.g. CFT-202-38-CC2-SS X 72" 1DR KIT	BP Black Finish E.g. CFT-202-38-CC2-BP X 72" 1DR KIT
CFT-202-38-CC2-[ ] X 72" 1DR KIT	\$4,097.00 / EA	\$4,288.00 / EA
CFT-202-38-CC2-[ ] X 76" 1DR KIT	\$4,132.00 / EA	\$4,330.00 / EA
CFT-202-38-CC2-[ ] X 84" 1DR KIT	\$4,242.00 / EA	\$4,438.00 / EA
CFT-202-38-CC2-[ ] X 96" 1DR KIT	\$4,262.00 / EA	\$4,461.00 / EA
CFT-202-38-CC2-[ ] X 108" 1DR KIT	\$4,525.00 / EA	\$4,729.00 / EA
CFT-202-38-CC2-[ ] X 120" 1DR KIT c/w C-913-2	\$4,737.00 / EA	\$4,947.00 / EA
CFT-202-38-CC2-[ ] X 132" 1DR KIT c/w C-913-2	\$4,949.00 / EA	\$5,166.00 / EA
CFT-202-38-CC2-[ ] X 144" 1DR KIT c/w C-913-2	\$5,016.00 / EA	\$5,233.00 / EA

### Complete kits for 2 door opening

Each kit includes one CFT-200 Track x kit size (4 x door width), four CFT-202-38 Strap Mount Hangers (for 1 3/8 in [34.9 mm] doors only), four CFT-220 Shock Absorbing Stops, two C-914 Guide Channel x door width (quarter of kit size), two C-913 Floor Guide, two CFT-200-CC2 X 1DR HDWE Catch 'N' Close Hardware for up to 200 lbs. [90 kg] doors, complete with CFT-222-WB Wall Mount Brackets and necessary fasteners.

	SS Stainless Steel E.g. CFT-202-38-CC2-SS X 144" 2DR KIT	BP Black Finish E.g. CFT-202-38-CC2-BP X 144" 2DR KIT
CFT-202-38-CC2-[ ] X 120" 2DR KIT	\$7,697.00 / EA	\$8,074.00 / EA
CFT-202-38-CC2-[ ] X 132" 2DR KIT	\$7,897.00 / EA	\$8,281.00 / EA
CFT-202-38-CC2-[ ] X 144" 2DR KIT	\$7,964.00 / EA	\$8,348.00 / EA



## CFT-203-12-CC2-[ ] Series

For 1/2 in [12 mm] glass doors only

### Complete kits for 1 door opening

Each kit includes one CFT-200 Track x kit size (2 x door width), two CFT-203 Glass Strap Mount Hangers, two CFT-210 Shock Absorbing Stops, one CGGS-012 Stationary Glass Floor Guide, one CFT-200-CC2 X 1DR HDWE Catch 'N' Close Hardware for up to 200 lbs. [90 kg] doors, complete with CFT-222-WB Wall Mount Brackets and necessary fasteners.

	SS Stainless Steel E.g. CFT-203-12-CC2-SS X 72" 1DR KIT	BP Black Finish E.g. CFT-203-12-CC2-BP X 72" 1DR KIT
CFT-203-12-CC2-[ ] X 72" 1DR KIT	\$4,219.00 / EA	\$4,474.00 / EA
CFT-203-12-CC2-[ ] X 76" 1DR KIT	\$4,241.00 / EA	\$4,503.00 / EA
CFT-203-12-CC2-[ ] X 84" 1DR KIT	\$4,347.00 / EA	\$4,607.00 / EA
CFT-203-12-CC2-[ ] X 96" 1DR KIT	\$4,367.00 / EA	\$4,630.00 / EA
CFT-203-12-CC2-[ ] X 108" 1DR KIT	\$4,613.00 / EA	\$4,881.00 / EA
CFT-203-12-CC2-[ ] X 120" 1DR KIT	\$4,754.00 / EA	\$5,028.00 / EA
CFT-203-12-CC2-[ ] X 132" 1DR KIT	\$4,946.00 / EA	\$5,227.00 / EA
CFT-203-12-CC2-[ ] X 144" 1DR KIT	\$5,013.00 / EA	\$5,294.00 / EA

### Complete kits for 2 door opening

Each kit includes one CFT-200 Track x kit size (4 x door width), four CFT-203 Glass Strap Mount Hangers, four CFT-210 Shock Absorbing Stops, two CGGS-012 Stationary Glass Floor Guide, two CFT-200-CC2 X 1DR HDWE Catch 'N' Close Hardware for up to 200 lbs. [90 kg] doors, complete with CFT-222-WB Wall Mount Brackets and necessary fasteners.


	SS Stainless Steel E.g. CFT-203-12-CC2-SS X 144" 2DR KIT	BP Black Finish E.g. CFT-203-12-CC2-BP X 144" 2DR KIT
CFT-203-12-CC2-[ ] X 120" 2DR KIT	\$7,949.00 / EA	\$8,454.00 / EA
CFT-203-12-CC2-[ ] X 132" 2DR KIT	\$8,141.00 / EA	\$8,653.00 / EA
CFT-203-12-CC2-[ ] X 144" 2DR KIT	\$8,208.00 / EA	\$8,720.00 / EA

Architecture & Design

Catch 'N' Close

# CFT-200-CC Series

Prices effective Feb 1, 2024



## CFT-203-38-CC2-[ ] Series

For 3/8 in [10 mm] glass doors only

### Complete kits for 1 door opening

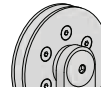
Each kit includes one CFT-200 Track x kit size (2 x door width), two CFT-203 Glass Strap Mount Hangers, two CFT-210 Shock Absorbing Stops, one CGGS-038 Stationary Glass Floor Guide, one CFT-200-CC2 X 1DR HDWE Catch 'N' Close Hardware for up to 200 lbs. [90 kg] doors, complete with CFT-222-WB Wall Mount Brackets and necessary fasteners.

CFT-203-38-CC2-[ ] X 72" 1DR KIT	\$4,219.00 / EA	\$4,474.00 / EA
CFT-203-38-CC2-[ ] X 76" 1DR KIT	\$4,241.00 / EA	\$4,503.00 / EA
CFT-203-38-CC2-[ ] X 84" 1DR KIT	\$4,347.00 / EA	\$4,607.00 / EA
CFT-203-38-CC2-[ ] X 96" 1DR KIT	\$4,367.00 / EA	\$4,630.00 / EA
CFT-203-38-CC2-[ ] X 108" 1DR KIT	\$4,613.00 / EA	\$4,881.00 / EA
CFT-203-38-CC2-[ ] X 120" 1DR KIT	\$4,754.00 / EA	\$5,028.00 / EA
CFT-203-38-CC2-[ ] X 132" 1DR KIT	\$4,946.00 / EA	\$5,227.00 / EA
CFT-203-38-CC2-[ ] X 144" 1DR KIT	\$5,013.00 / EA	\$5,294.00 / EA

### Complete kits for 2 door opening

Each kit includes one CFT-200 Track x kit size (2 x door width), four CFT-203 Glass Strap Mount Hangers, four CFT-210 Shock Absorbing Stops, two CGGS-038 Stationary Glass Floor Guide, two CFT-200-CC2 X 1DR HDWE Catch 'N' Close Hardware for up to 200 lbs. [90 kg] doors, complete with CFT-222-WB Wall Mount Brackets and necessary fasteners.

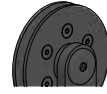
CFT-203-38-CC2-[ ] X 120" 2DR KIT	\$7,949.00 / EA	\$8,454.00 / EA
CFT-203-38-CC2-[ ] X 132" 2DR KIT	\$8,141.00 / EA	\$8,653.00 / EA
CFT-203-38-CC2-[ ] X 144" 2DR KIT	\$8,208.00 / EA	\$8,720.00 / EA



**SS**

Stainless Steel

E.g. CFT-203-38-CC2-SS X 72" 1DR KIT



**BP**

Black Finish

E.g. CFT-203-38-CC2-BP X 72" 1DR KIT

**SS**

Stainless Steel

E.g. CFT-203-38-CC2-SS X 144" 2DR KIT

**BP**

Black Finish

E.g. CFT-203-38-CC2-BP X 144" 2DR KIT

## CFT Catch 'N' Close Hardware:

Catch 'N' Close for CFT Series can only be used with CFT-222-WB wall brackets.

Therefore, adding one of the 1DR HDWE to a CFT-201 kit will not work as they come with CFT-211-WB.

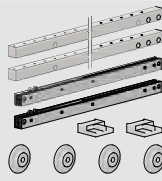
Break all components down and price accordingly. Contact Customer Service for assistance.

### Stainless Steel

#### CFT-200-CC75-SS X 1DR HDWE

**For up to 75 lbs. [34 kg] doors only with Catch 'N' Close at both ends of door travel.**

Includes two CFT-CCMNTBAR Catch 'N' Close Mounting Bar, two CRFT-CCTRG Catch 'N' Close Triggers, four CFT-2CNC-WB Wall Brackets, two CC-75 Catch 'N' Close Closing Devices, complete with necessary fasteners.



\$824.00 / EA

#### CFT-200-CC1-SS X 1DR HDWE

**For up to 150 lbs. [68 kg] doors only with Catch 'N' Close at both ends of door travel.**

Includes two CFT-CCMNTBAR Catch 'N' Close Mounting Bar, two CRFT-CCTRG Catch 'N' Close Triggers, four CFT-2CNC-WB Wall Brackets, two CC-1 Catch 'N' Close Closing Devices, complete with necessary fasteners.

\$824.00 / EA

#### CFT-200-CC2-SS X 1DR HDWE

**For up to 200 lbs. [90 kg] doors only with Catch 'N' Close at both ends of door travel.**

Includes two CFT-CCMNTBAR Catch 'N' Close Mounting Bar, two CRFT-CCTRG Catch 'N' Close Triggers, four CFT-2CNC-WB Wall Brackets, two CC-2 Catch 'N' Close Closing Devices, complete with necessary fasteners.

\$824.00 / EA

#### CFT-200-CC3-SS X 1DR HDWE

**For up to 300 lbs. [136 kg] doors only with Catch 'N' Close at both ends of door travel.**

Includes two CFT-CCMNTBAR Catch 'N' Close Mounting Bar, two CRFT-CCTRG Catch 'N' Close Triggers, four CFT-2CNC-WB Wall Brackets, two CC-3 Catch 'N' Close Closing Devices, complete with necessary fasteners.


\$824.00 / EA

### Black

#### CFT-200-CC75-BP X 1DR HDWE

**For up to 75 lbs. [34 kg] doors only with Catch 'N' Close at both ends of door travel.**

Includes two CFT-CCMNTBAR Catch 'N' Close Mounting Bar, two CRFT-CCTRG Catch 'N' Close Triggers, four CFT-2CNC-WB Wall Brackets, two CC-75 Catch 'N' Close Closing Devices, complete with necessary fasteners.



\$841.00 / EA

#### CFT-200-CC1-BP X 1DR HDWE

**For up to 150 lbs. [68 kg] doors only with Catch 'N' Close at both ends of door travel.**

Includes two CFT-CCMNTBAR Catch 'N' Close Mounting Bar, two CRFT-CCTRG Catch 'N' Close Triggers, four CFT-2CNC-WB Wall Brackets, two CC-1 Catch 'N' Close Closing Devices, complete with necessary fasteners.

\$841.00 / EA

#### CFT-200-CC2-BP X 1DR HDWE

**For up to 200 lbs. [90 kg] doors only with Catch 'N' Close at both ends of door travel.**

Includes two CFT-CCMNTBAR Catch 'N' Close Mounting Bar, two CRFT-CCTRG Catch 'N' Close Triggers, four CFT-2CNC-WB Wall Brackets, two CC-2 Catch 'N' Close Closing Devices, complete with necessary fasteners.

\$841.00 / EA

#### CFT-200-CC3-BP X 1DR HDWE


**For up to 300 lbs. [136 kg] doors only with Catch 'N' Close at both ends of door travel.**

Includes two CFT-CCMNTBAR Catch 'N' Close Mounting Bar, two CRFT-CCTRG Catch 'N' Close Triggers, four CFT-2CNC-WB Wall Brackets, two CC-3 Catch 'N' Close Closing Devices, complete with necessary fasteners.

\$841.00 / EA

# CFT-200 Series

Prices effective Feb 1, 2024



## CFT-201-[ ] Series

### Complete kits for 1 door opening

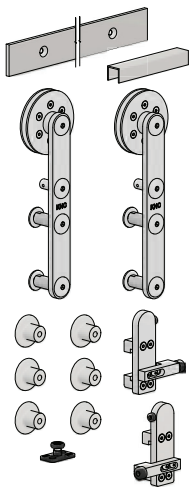
Each kit includes one CFT-200 Track x kit size (2 x door width), two CFT-201 Top Mount Hangers, two CFT-210 Shock Absorbing Stops, one C-914 Guide Channel x door width (half of kit size), one C-913 Floor Guide, complete with CFT-211-WB Wall Mount Brackets and necessary fasteners.

	<b>SS</b> Stainless Steel E.g. CFT-201-SS X 72" 1DR KIT	<b>BP</b> Black Finish E.g. CFT-201-BP X 72" 1DR KIT
CFT-201-[ ] X 72" 1DR KIT	\$3,237.00 / EA	\$3,407.00 / EA
CFT-201-[ ] X 76" 1DR KIT	\$3,272.00 / EA	\$3,449.00 / EA
CFT-201-[ ] X 84" 1DR KIT	\$3,378.00 / EA	\$3,553.00 / EA
CFT-201-[ ] X 96" 1DR KIT	\$3,398.00 / EA	\$3,576.00 / EA
CFT-201-[ ] X 108" 1DR KIT	\$3,657.00 / EA	\$3,840.00 / EA
CFT-201-[ ] X 120" 1DR KIT <i>c/w C-913-2</i>	\$3,865.00 / EA	\$4,054.00 / EA
CFT-201-[ ] X 132" 1DR KIT <i>c/w C-913-2</i>	\$4,069.00 / EA	\$4,265.00 / EA
CFT-201-[ ] X 144" 1DR KIT <i>c/w C-913-2</i>	\$4,136.00 / EA	\$4,332.00 / EA

### Complete kits for 2 door opening

Each kit includes one CFT-200 Track x kit size (4 x door width), four CFT-201 Top Mount Hangers, two CFT-210 Shock Absorbing Stops, one C-914 Guide Channel x door width (quarter of kit size), two C-913 Floor Guide, complete with CFT-211-WB Wall Mount Brackets and necessary fasteners.

	<b>SS</b> Stainless Steel E.g. CFT-201-SS X 144" 2DR KIT	<b>BP</b> Black Finish E.g. CFT-201-BP X 144" 2DR KIT
CFT-201-[ ] X 96" 2DR KIT	\$5,573.00 / EA	\$5,897.00 / EA
CFT-201-[ ] X 108" 2DR KIT	\$5,844.00 / EA	\$6,173.00 / EA
CFT-201-[ ] X 120" 2DR KIT	\$5,985.00 / EA	\$6,320.00 / EA
CFT-201-[ ] X 132" 2DR KIT	\$6,177.00 / EA	\$6,519.00 / EA
CFT-201-[ ] X 144" 2DR KIT	\$6,244.00 / EA	\$6,586.00 / EA



## CFT-202-[ ] Series

For 1 3/4 in [44.5 mm] doors only

### Complete kits for 1 door opening

Each kit includes one CFT-200 Track x kit size (2 x door width), two CFT-202 Strap Mount Hangers, two CFT-220 Shock Absorbing Stops, one C-914 Guide Channel x door width (quarter of kit size), one C-913 Floor Guide, complete with CFT-222-WB Wall Mount Brackets and necessary fasteners.

	<b>SS</b> Stainless Steel E.g. CFT-202-SS X 72" 1DR KIT	<b>BP</b> Black Finish E.g. CFT-202-BP X 72" 1DR KIT
CFT-202-[ ] X 72" 1DR KIT	\$3,561.00 / EA	\$3,731.00 / EA
CFT-202-[ ] X 76" 1DR KIT	\$3,596.00 / EA	\$3,773.00 / EA
CFT-202-[ ] X 84" 1DR KIT	\$3,706.00 / EA	\$3,881.00 / EA
CFT-202-[ ] X 96" 1DR KIT	\$3,726.00 / EA	\$3,904.00 / EA
CFT-202-[ ] X 108" 1DR KIT	\$3,989.00 / EA	\$4,172.00 / EA
CFT-202-[ ] X 120" 1DR KIT <i>c/w C-913-2</i>	\$4,201.00 / EA	\$4,390.00 / EA
CFT-202-[ ] X 132" 1DR KIT <i>c/w C-913-2</i>	\$4,413.00 / EA	\$4,609.00 / EA
CFT-202-[ ] X 144" 1DR KIT <i>c/w C-913-2</i>	\$4,480.00 / EA	\$4,676.00 / EA

### Complete kits for 2 door opening

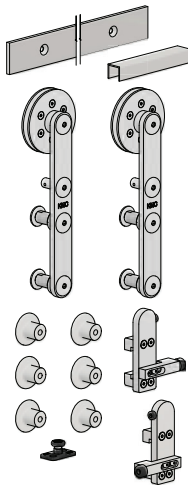
Each kit includes one CFT-200 Track x kit size (4 x door width), four CFT-202 Strap Mount Hangers, two CFT-220 Shock Absorbing Stops, two C-914 Guide Channel x door width (quarter of kit size), two C-913 Floor Guide, complete with CFT-222-WB Wall Mount Brackets and necessary fasteners.

	<b>SS</b> Stainless Steel E.g. CFT-202-SS X 144" 2DR KIT	<b>BP</b> Black Finish E.g. CFT-202-BP X 144" 2DR KIT
CFT-202-[ ] X 96" 2DR KIT	\$6,205.00 / EA	\$6,529.00 / EA
CFT-202-[ ] X 108" 2DR KIT	\$6,480.00 / EA	\$6,809.00 / EA
CFT-202-[ ] X 120" 2DR KIT	\$6,625.00 / EA	\$6,960.00 / EA
CFT-202-[ ] X 132" 2DR KIT	\$6,825.00 / EA	\$7,167.00 / EA
CFT-202-[ ] X 144" 2DR KIT	\$6,892.00 / EA	\$7,234.00 / EA



# CFT-200 Series

Prices effective Feb 1, 2024



## CFT-202-38-[] Series

For 1 3/8 in [34.9 mm] doors only

### Complete kits for 1 door opening

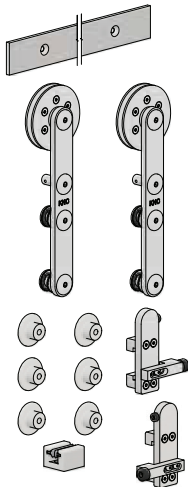
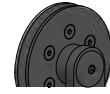
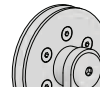
Each kit includes one CFT-200 Track x kit size (2 x door width), two CFT-202-38 Strap Mount Hangers for 1 3/8 in [34.9 mm] doors only, two CFT-220 Shock Absorbing Stops, one C-914 Guide Channel x door width (half of kit size), one C-913 Floor Guide, complete with CFT-222-WB Wall Mount Brackets and necessary fasteners.

	SS Stainless Steel E.g. CFT-202-38-SS X 72" 1DR KIT	BP Black Finish E.g. CFT-202-38-BP X 72" 1DR KIT
CFT-202-38-[] X 72" 1DR KIT	\$3,607.00 / EA	\$3,795.00 / EA
CFT-202-38-[] X 76" 1DR KIT	\$3,642.00 / EA	\$3,837.00 / EA
CFT-202-38-[] X 84" 1DR KIT	\$3,752.00 / EA	\$3,945.00 / EA
CFT-202-38-[] X 96" 1DR KIT	\$3,772.00 / EA	\$3,968.00 / EA
CFT-202-38-[] X 108" 1DR KIT	\$4,035.00 / EA	\$4,236.00 / EA
CFT-202-38-[] X 120" 1DR KIT	c/w C-913-2 \$4,247.00 / EA	\$4,454.00 / EA
CFT-202-38-[] X 132" 1DR KIT	c/w C-913-2 \$4,459.00 / EA	\$4,673.00 / EA
CFT-202-38-[] X 144" 1DR KIT	c/w C-913-2 \$4,526.00 / EA	\$4,740.00 / EA

### Complete kits for 2 door opening

Each kit includes one CFT-200 Track x kit size (4 x door width), four CFT-202-38 Strap Mount Hangers for 1 3/8 in [34.9 mm] doors only, four CFT-220 Shock Absorbing Stops, two C-914 Guide Channel x door width (quarter of kit size), two C-913 Floor Guide, complete with CFT-222-WB Wall Mount Brackets and necessary fasteners.

	SS Stainless Steel E.g. CFT-202-38-SS X 144" 2DR KIT	BP Black Finish E.g. CFT-202-38-BP X 144" 2DR KIT
CFT-202-38-[] X 96" 2DR KIT	\$6,297.00 / EA	\$6,657.00 / EA
CFT-202-38-[] X 108" 2DR KIT	\$6,572.00 / EA	\$6,937.00 / EA
CFT-202-38-[] X 120" 2DR KIT	\$6,717.00 / EA	\$7,088.00 / EA
CFT-202-38-[] X 132" 2DR KIT	\$6,917.00 / EA	\$7,295.00 / EA
CFT-202-38-[] X 144" 2DR KIT	\$6,984.00 / EA	\$7,362.00 / EA



## CFT-203-12-[] Series

For 1/2 in [12 mm] glass doors only

### Complete kits for 1 door opening

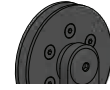
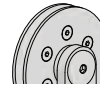
Each kit includes one CFT-200 Track x kit size (2 x door width), two CFT-203 Glass Strap Mount Hangers, two CFT-210 Shock Absorbing Stops, one CGGS-012 Stationary Glass Floor Guide, complete with CFT-211-WB Wall Mount Brackets and necessary fasteners.

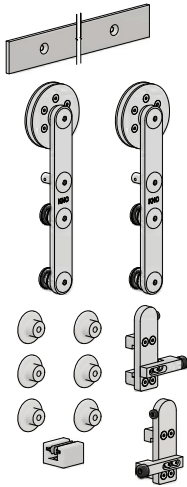
	SS Stainless Steel E.g. CFT-203-12-SS X 72" 1DR KIT	BP Black Finish E.g. CFT-203-12-BP X 72" 1DR KIT
CFT-203-12-[] X 72" 1DR KIT	\$3,713.00 / EA	\$3,965.00 / EA
CFT-203-12-[] X 76" 1DR KIT	\$3,735.00 / EA	\$3,994.00 / EA
CFT-203-12-[] X 84" 1DR KIT	\$3,841.00 / EA	\$4,098.00 / EA
CFT-203-12-[] X 96" 1DR KIT	\$3,861.00 / EA	\$4,121.00 / EA
CFT-203-12-[] X 108" 1DR KIT	\$4,107.00 / EA	\$4,372.00 / EA
CFT-203-12-[] X 120" 1DR KIT	\$4,248.00 / EA	\$4,519.00 / EA
CFT-203-12-[] X 132" 1DR KIT	\$4,440.00 / EA	\$4,718.00 / EA
CFT-203-12-[] X 144" 1DR KIT	\$4,507.00 / EA	\$4,785.00 / EA

### Complete kits for 2 door opening

Each kit includes one CFT-200 Track x kit size (4 x door width), four CFT-203 Glass Strap Mount Hangers, four CFT-210 Shock Absorbing Stops, two CGGS-012 Stationary Glass Floor Guide, complete with CFT-211-WB Wall Mount Brackets and necessary fasteners.

	SS Stainless Steel E.g. CFT-203-12-SS X 144" 2DR KIT	BP Black Finish E.g. CFT-203-12-BP X 144" 2DR KIT
CFT-203-12-[] X 96" 2DR KIT	\$6,550.00 / EA	\$7,038.00 / EA
CFT-203-12-[] X 108" 2DR KIT	\$6,796.00 / EA	\$7,289.00 / EA
CFT-203-12-[] X 120" 2DR KIT	\$6,937.00 / EA	\$7,436.00 / EA
CFT-203-12-[] X 132" 2DR KIT	\$7,129.00 / EA	\$7,635.00 / EA
CFT-203-12-[] X 144" 2DR KIT	\$7,196.00 / EA	\$7,702.00 / EA





## CFT-203-38-[] Series

For 3/8 in [10 mm] glass doors only

### Complete kits for 1 door opening

Each kit includes one CFT-200 Track x kit size (2 x door width), two CFT-203 Glass Strap Mount Hangers, two CFT-210 Shock Absorbing Stops, one CGGS-038 Stationary Glass Floor Guide, complete with CFT-211-WB Wall Mount Brackets and necessary fasteners.

	SS Stainless Steel E.g. CFT-203-38-SS X 72" 1DR KIT	BP Black Finish E.g. CFT-203-38-BP X 72" 1DR KIT
CFT-203-38-[] X 72" 1DR KIT	\$3,713.00 / EA	\$3,965.00 / EA
CFT-203-38-[] X 76" 1DR KIT	\$3,735.00 / EA	\$3,994.00 / EA
CFT-203-38-[] X 84" 1DR KIT	\$3,841.00 / EA	\$4,098.00 / EA
CFT-203-38-[] X 96" 1DR KIT	\$3,861.00 / EA	\$4,121.00 / EA
CFT-203-38-[] X 108" 1DR KIT	\$4,107.00 / EA	\$4,372.00 / EA
CFT-203-38-[] X 120" 1DR KIT	\$4,248.00 / EA	\$4,519.00 / EA
CFT-203-38-[] X 132" 1DR KIT	\$4,440.00 / EA	\$4,718.00 / EA
CFT-203-38-[] X 144" 1DR KIT	\$4,507.00 / EA	\$4,785.00 / EA

### Complete kits for 2 door opening

Each kit includes one CFT-200 Track x kit size (2 x door width), four CFT-203 Glass Strap Mount Hangers, four CFT-210 Shock Absorbing Stops, two CGGS-038 Stationary Glass Floor Guide, complete with CFT-211-WB Wall Mount Brackets and necessary fasteners.

	SS Stainless Steel E.g. CFT-203-38-SS X 144" 2DR KIT	BP Black Finish E.g. CFT-203-38-BP X 144" 2DR KIT
CFT-203-38-[] X 96" 2DR KIT	\$6,550.00 / EA	\$7,038.00 / EA
CFT-203-38-[] X 108" 2DR KIT	\$6,796.00 / EA	\$7,289.00 / EA
CFT-203-38-[] X 120" 2DR KIT	\$6,937.00 / EA	\$7,436.00 / EA
CFT-203-38-[] X 132" 2DR KIT	\$7,129.00 / EA	\$7,635.00 / EA
CFT-203-38-[] X 144" 2DR KIT	\$7,196.00 / EA	\$7,702.00 / EA

## Replacement One Door Hardware

### Stainless Steel

<b>CFT-201-SS X 1DR HDWE</b> Includes two CFT-201-SS Top Mount Hangers, two CFT-210-SS Shock Absorbing Stops, complete with necessary fasteners	\$2,140.00 / EA
<b>CFT-201W-SS X 1DR HDWE</b> Includes above and one C-913 Floor Guide	\$2,175.00 / EA
<b>CFT-202-SS X 1DR HDWE</b> Includes two CFT-202-SS Strap Mount Hangers, two CFT-220-SS Shock Absorbing Stops, complete with necessary fasteners	\$2,444.00 / EA
<b>CFT-202W-SS X 1DR HDWE</b> Includes above and one C-913 Floor Guide	\$2,479.00 / EA
<b>CFT-202-38-SS X 1DR HDWE</b> Includes two CFT-202-38-SS Strap Mount Hangers for 1 3/8 in [34.9 mm] doors only, two CFT-220-SS Shock Absorbing Stops, complete with necessary fasteners	\$2,490.00 / EA
<b>CFT-202-38W-SS X 1DR HDWE</b> Includes above and one C-913 Floor Guide	\$2,525.00 / EA
<b>CFT-203-12-SS X 1DR HDWE</b> Includes two CFT-203-SS Glass Strap Mount Hangers, two CFT-210-SS Shock Absorbing Stops, one CGGS-012 Stationary Glass Floor Guide, complete with necessary fasteners	\$2,689.00 / EA
<b>CFT-203-38-SS X 1DR HDWE</b> Includes two CFT-203-SS Glass Strap Mount Hangers, two CFT-210-SS Shock Absorbing Stops, one CGGS-038 Stationary Glass Floor Guide, complete with necessary fasteners	\$2,689.00 / EA

### Black

<b>CFT-201-BP X 1DR HDWE</b> Includes two CFT-201-BP Top Mount Hangers, two CFT-210-BP Shock Absorbing Stops, complete with necessary fasteners	\$2,286.00 / EA
<b>CFT-201W-BP X 1DR HDWE</b> Includes above and one C-913 Floor Guide	\$2,321.00 / EA
<b>CFT-202-BP X 1DR HDWE</b> Includes two CFT-202-BP Strap Mount Hangers, two CFT-220-BP Shock Absorbing Stops, complete with necessary fasteners	\$2,590.00 / EA
<b>CFT-202W-BP X 1DR HDWE</b> Includes above and one C-913 Floor Guide	\$2,625.00 / EA
<b>CFT-202-38-BP X 1DR HDWE</b> Includes two CFT-202-38-BP Strap Mount Hangers for 1 3/8 in [34.9 mm] doors only, two CFT-220-BP Shock Absorbing Stops, complete with necessary fasteners	\$2,654.00 / EA
<b>CFT-202-38W-BP X 1DR HDWE</b> Includes above and one C-913 Floor Guide	\$2,689.00 / EA
<b>CFT-203-12-BP X 1DR HDWE</b> Includes two CFT-203-BP Glass Strap Mount Hangers, two CFT-210-BP Shock Absorbing Stops, one CGGS-012 Stationary Glass Floor Guide, complete with necessary fasteners	\$2,917.00 / EA
<b>CFT-203-38-BP X 1DR HDWE</b> Includes two CFT-203-BP Glass Strap Mount Hangers, two CFT-210-BP Shock Absorbing Stops, one CGGS-038 Stationary Glass Floor Guide, complete with necessary fasteners	\$2,917.00 / EA



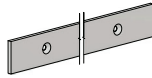
# CFT-200 Series

Prices effective Feb 1, 2024

## Stainless Steel Individual Products

### Tracks

Each item below is for one stainless steel flat bar track only. No wall mount brackets are included. To be purchased separately.



**For odd sizes, a cutting charge will apply.**  
**Tracks longer than 144 in [3657.6 mm] are available.**  
**Contact Customer Service for more information.**

CFT-200-SS Track x 72" Five (5) sets of wall brackets required	\$893.00 / EA
CFT-200-SS Track x 76" Five (5) sets of wall brackets required	\$918.00 / EA
CFT-200-SS Track x 84" Six (6) sets of wall brackets required	\$982.00 / EA
CFT-200-SS Track x 96" Six (6) sets of wall brackets required	\$1,005.00 / EA
CFT-200-SS Track x 108" Seven (7) sets of wall brackets required	\$1,231.00 / EA
CFT-200-SS Track x 120" Eight (8) sets of wall brackets required	\$1,336.00 / EA
CFT-200-SS Track x 132" Ten (10) sets of wall brackets required	\$1,440.00 / EA
CFT-200-SS Track x 144" Ten (10) sets of wall brackets required	\$1,518.00 / EA

### Hangers

CFT-201-SS Top Mount Hanger only Complete with Anti-Lift and top plate screws		\$673.00 / EA
CFT-202-SS Strap Mount Hanger only For 1 3/4 in [44.5 mm] thick doors only, maximum 2 in [50.8 mm] thick, complete with Anti-Lift		\$850.00 / EA
CFT-202-38-SS Strap Mount Hanger only For 1 3/8 in [34.9 mm] thick doors only, complete with Anti-Lift		\$876.00 / EA
CFT-202-214-SS Strap Mount Hanger only For 2 1/4 in [57.1 mm] thick doors only, complete with Anti-Lift		\$876.00 / EA
CFT-203-SS Glass Strap Mount Hanger only Suitable for both 1/2 in [12 mm] and 3/8 in [10 mm] thick glass doors only, complete with Anti-Lift		\$906.00 / EA

### Wall Mount Brackets

CFT-211-WB-SS Wall Bracket Set Includes one CFT-211-WB-SS Wall Bracket, one CFT-LAG-SS Custom Lag Screw and one Drywall Spacer. For CFT-201-SS or CFT-203-SS Series.		\$60.00 / EA
CFT-222-WB-SS Wall Bracket Set Includes one CFT-222-WB-SS Wall Bracket, one CFT-LAG-SS Custom Lag Screw and one Drywall Spacer. For CFT-202-SS Series.		\$64.00 / EA
CFT-203-GWB-SS Glass Wall Mount Bracket Set For glass wall applications only. Includes one CRT-103-GWB-SS Glass Wall Mount Bracket, one CFT-211-WB-SS Wall Bracket, one bolt for fastening and rubber o-rings.		\$161.00 / EA
CRFT-WBS-SS Wall Bracket Spacer Add-on for baseboard applications. Shims track an additional 5/8 in [15.9 mm] from wall. One spacer required for each wall bracket. Fasteners not included, wall bracket sets required in addition.		\$46.00 / EA

### Stops:

CFT-210-SS-Left Shock Absorbing Stop For CFT-201-SS or CFT-203-SS Hangers only, left-handed stop only		\$569.00 / EA
CFT-210-SS-Right Shock Absorbing Stop For CFT-201-SS or CFT-203-SS Hangers only, right-handed stop only.		\$569.00 / EA
CFT-220-SS-Left Shock Absorbing Stop For CFT-202-SS Hangers only, left-handed stop only		\$569.00 / EA
CFT-220-SS-Right Shock Absorbing Stop For CFT-202-SS Hangers only, right-handed stop only		\$569.00 / EA


### Door Guide Systems

C-912 Adjustable Guide Complete with screws		\$94.45 / EA
C-913 Floor Guide Complete with screws		\$40.05 / EA
C-913-2 Double Roller Floor Guide Complete with screws		\$117.40 / EA
CSM-913-CRT Custom Side Mount Guide Custom made based on application conditions		Contact Customer Service
C-914 Guide Channel Screws for mounting guide channel are not included.		\$12.90 / FT
CGGS-012 Stationary Glass Floor Guide For 1/2 in [12 mm] thick glass only, complete with screws		\$172.00 / EA
CGGS-038 Stationary Glass Floor Guide For 3/8 in [10 mm] thick glass only, complete with screws		\$172.00 / EA

## Black Individual Products

### Tracks






Each item below is for one black e-coated flat bar track only. No wall mount brackets are included. To be purchased separately.







**For odd sizes, a cutting charge will apply.**  
**Tracks longer than 144 in [3657.6 mm] are available.**  
**Contact Customer Service for more information.**

CFT-200-BP Track x 72" Five (5) sets of wall brackets required	\$903.00 / EA
CFT-200-BP Track x 76" Five (5) sets of wall brackets required	\$937.00 / EA
CFT-200-BP Track x 84" Six (6) sets of wall brackets required	\$995.00 / EA
CFT-200-BP Track x 96" Six (6) sets of wall brackets required	\$1,021.00 / EA
CFT-200-BP Track x 108" Seven (7) sets of wall brackets required	\$1,250.00 / EA
CFT-200-BP Track x 120" Eight (8) sets of wall brackets required	\$1,358.00 / EA
CFT-200-BP Track x 132" Ten (10) sets of wall brackets required	\$1,463.00 / EA
CFT-200-BP Track x 144" Ten (10) sets of wall brackets required	\$1,541.00 / EA





### Hangers

CFT-201-BP Top Mount Hanger only Complete with Anti-Lift and top plate screws		\$742.00 / EA
CFT-202-BP Strap Mount Hanger only For 1 3/4 in [44.5 mm] thick doors only, maximum 2 in [50.8 mm] thick, complete with Anti-Lift		\$918.00 / EA
CFT-202-38-BP Strap Mount Hanger only For 1 3/8 in [34.9 mm] thick doors only, complete with Anti-Lift		\$955.00 / EA
CFT-202-214-BP Strap Mount Hanger only For 2 1/4 in [57.1 mm] thick doors only, complete with Anti-Lift		\$955.00 / EA
CFT-203-BP Glass Strap Mount Hanger only Suitable for both 1/2 in [12 mm] and 3/8 in [10 mm] thick glass doors only, complete with Anti-Lift		\$992.00 / EA








### Wall Mount Brackets

CFT-211-WB-BP Wall Bracket Set Includes one CFT-211-WB-BP Wall Bracket, one CFT-LAG-BP Custom Lag Screw and one Drywall Spacer. For CFT-201-BP or CFT-203-BP Series.		\$63.00 / EA
CFT-222-WB-BP Wall Bracket Set Includes one CFT-222-WB-BP Wall Bracket, one CFT-LAG-BP Custom Lag Screw and one Drywall Spacer. For CFT-202-BP Series.		\$68.00 / EA
CFT-203-GWB-BP Glass Wall Mount Bracket Set For glass wall applications only. Includes one CRT-103-GWB-BP Glass Wall Mount Bracket, one CFT-211-WB-BP Wall Bracket, one bolt for fastening and rubber o-rings.		\$171.00 / EA
CRFT-WBS-BP Wall Bracket Spacer Add-on for baseboard applications. Shims track an additional 5/8 in [15.9 mm] from wall. One spacer required for each wall bracket. Fasteners not included, wall bracket sets required in addition.		\$50.00 / EA

### Stops:


CFT-210-BP-Left Shock Absorbing Stop For CFT-201-BP or CFT-203-BP Hangers only, left-handed stop only		\$585.00 / EA
CFT-210-BP-Right Shock Absorbing Stop For CFT-201-BP or CFT-203-BP Hangers only, right-handed stop only		\$585.00 / EA
CFT-220-BP-Left Shock Absorbing Stop For CFT-202-BP Hangers only, left-handed stop only		\$585.00 / EA
CFT-220-BP-Right Shock Absorbing Stop For CFT-202-BP Hangers only, right-handed stop only		\$585.00 / EA

### Door Guide Systems

C-912 Adjustable Guide Complete with screws		\$94.45 / EA
C-913 Floor Guide Complete with screws		\$40.05 / EA
C-913-2 Double Roller Floor Guide Complete with screws		\$117.40 / EA
CSM-913-CRT Custom Side Mount Guide Custom made based on application conditions		Contact Customer Service
C-914 Guide Channel Screws for mounting guide channel are not included.		\$12.90 / FT
CGGS-012-BP Stationary Glass Floor Guide For 1/2 in [12 mm] thick glass only, complete with screws		\$233.00 / EA
CGGS-038-BP Stationary Glass Floor Guide For 3/8 in [10 mm] thick glass only, complete with screws		\$233.00 / EA

# CC-900 Series

Prices effective Feb 1, 2024



## CC-[ ]-810 Series

For doors up to 300 lbs. [136 kg]


### Complete kits for 1 door opening

Each kit includes one CC-904 Top Mount Track x kit size (2 x door width), two CC-810 Zero Clearance Catch 'N' Close Hangers, two Catch 'N' Close Closing Devices, two CC-101HD Catch 'N' Close In-Track Stops, one C-914 Guide Channel x door width (half of kit size), and one C-913 Floor Guide, complete with necessary fasteners.

**3**  
For doors up to 300 lbs. [136 kg]  
E.g. CC-3-810 X 72" 1DR KIT

**2**  
For doors up to 200 lbs. [90 kg]  
E.g. CC-2-810 X 72" 1DR KIT

CC-[ ]-810 X 60" 1DR KIT	\$1,461.00 / EA	\$1,461.00 / EA
CC-[ ]-810 X 64" 1DR KIT	\$1,489.00 / EA	\$1,489.00 / EA
CC-[ ]-810 X 72" 1DR KIT	\$1,489.00 / EA	\$1,489.00 / EA
CC-[ ]-810 X 76" 1DR KIT	\$1,530.00 / EA	\$1,530.00 / EA
CC-[ ]-810 X 84" 1DR KIT	\$1,530.00 / EA	\$1,530.00 / EA
CC-[ ]-810 X 96" 1DR KIT	\$1,558.00 / EA	\$1,558.00 / EA
CC-[ ]-810 X 108" 1DR KIT	\$1,598.00 / EA	\$1,598.00 / EA
CC-[ ]-810 X 120" 1DR KIT <small>c/w C-913-2</small>	\$1,693.00 / EA	\$1,693.00 / EA
CC-[ ]-810 X 144" 1DR KIT <small>c/w C-913-2</small>	\$1,761.00 / EA	\$1,761.00 / EA



## CC-[ ]-810-CA Series

For doors up to 300 lbs. [136 kg]


### Complete kits for 1 door opening

Each kit includes one CC-904 Top Mount Track C.A. x kit size (2 x door width), two CC-810 Zero Clearance Catch 'N' Close Hangers, two Catch 'N' Close Closing Devices, two CC-101HD Catch 'N' Close In-Track Stops, one C-914 Guide Channel x door width (half of kit size), and one C-913 Floor Guide, complete with necessary fasteners.

**3**  
For doors up to 300 lbs. [136 kg]  
E.g. CC-3-810-CA X 72" 1DR KIT

**2**  
For doors up to 200 lbs. [90 kg]  
E.g. CC-2-810-CA X 72" 1DR KIT

CC-[ ]-810-CA X 60" 1DR KIT	\$1,517.00 / EA	\$1,517.00 / EA
CC-[ ]-810-CA X 64" 1DR KIT	\$1,556.00 / EA	\$1,556.00 / EA
CC-[ ]-810-CA X 72" 1DR KIT	\$1,556.00 / EA	\$1,556.00 / EA
CC-[ ]-810-CA X 76" 1DR KIT	\$1,608.00 / EA	\$1,608.00 / EA
CC-[ ]-810-CA X 84" 1DR KIT	\$1,608.00 / EA	\$1,608.00 / EA
CC-[ ]-810-CA X 96" 1DR KIT	\$1,647.00 / EA	\$1,647.00 / EA
CC-[ ]-810-CA X 108" 1DR KIT	\$1,699.00 / EA	\$1,699.00 / EA
CC-[ ]-810-CA X 120" 1DR KIT <small>c/w C-913-2</small>	\$1,804.00 / EA	\$1,804.00 / EA
CC-[ ]-810-CA X 144" 1DR KIT <small>c/w C-913-2</small>	\$1,895.00 / EA	\$1,895.00 / EA



## CCFC-Series - Build A Kit

For doors up to 300 lbs. [136 kg]

### Choose track finish

CC-905 Flush Mount Ceiling Track C.A. <small>Clear anodized extruded aluminum</small>	\$41.30 / FT
CC-905 Flush Mount Ceiling Track BL.A. <small>Black anodized extruded aluminum</small>	\$66.10 / FT
CC-905 Flush Mount Ceiling Track White <small>White extruded aluminum</small>	Contact Customer Service

### Choose door hardware (includes guide)

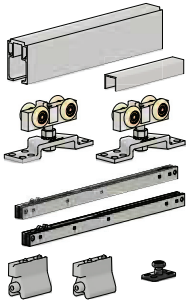
CC-2-810-W X 1DR HDWE <small>Includes two CC-810 Zero Clearance Catch 'N' Close Hangers, two CC-2 Catch 'N' Close Closing Devices, two CC-101HD Catch 'N' Close In-Track Stops and one C-913 Floor Guide, complete with necessary fasteners</small>	\$1,283.00 / EA
CC-2-810-W2 X 1DR HDWE <small>Includes two CC-810 Zero Clearance Catch 'N' Close Hangers, two CC-2 Catch 'N' Close Closing Devices, two CC-101HD Catch 'N' Close In-Track Stops and one C-913-2 Double Roller Floor Guide, complete with necessary fasteners</small>	\$1,350.00 / EA
CC-3-810-W X 1DR HDWE <small>Includes two CC-810 Zero Clearance Catch 'N' Close Hangers, two CC-3 Catch 'N' Close Closing Devices, two CC-101HD Catch 'N' Close In-Track Stops and one C-913 Floor Guide, complete with necessary fasteners</small>	\$1,283.00 / EA
CC-3-810-W2 X 1DR HDWE <small>Includes two CC-810 Zero Clearance Catch 'N' Close Hangers, two CC-3 Catch 'N' Close Closing Devices, two CC-101HD Catch 'N' Close In-Track Stops and one C-913-2 Double Roller Floor Guide, complete with necessary fasteners</small>	\$1,350.00 / EA

### Choose guide channel

C-914 Guide Channel <small>Screws for mounting guide channel are not included.</small>	\$12.90 / FT
---	--------------

# CC-900 Series

Prices effective Feb 1, 2024




## CC-[ ]-998 Series

For doors up to 300 lbs. [136 kg]

### Complete kits for 1 door opening

Each kit includes one CC-904 Top Mount Track x kit size (2 x door width), two CC-998 Heavy-Duty Easy Connect Catch 'N' Close Hangers, two CC-3 Catch 'N' Close Closing Devices, two CC-101HD Catch 'N' Close In-Track Stops, one C-914 Guide Channel x door width (half of kit size), and one C-913 Floor Guide, complete with necessary fasteners.

	<b>3</b> For doors up to 300 lbs. [136 kg] E.g. CC-3-998 X 72" 1DR KIT	<b>2</b> For doors up to 200 lbs. [90 kg] E.g. CC-2-998 X 72" 1DR KIT
CC-[ ]-998 X 48" 1DR KIT	\$1,322.00 / EA	\$1,322.00 / EA
CC-[ ]-998 X 60" 1DR KIT	\$1,362.00 / EA	\$1,362.00 / EA
CC-[ ]-998 X 64" 1DR KIT	\$1,390.00 / EA	\$1,390.00 / EA
CC-[ ]-998 X 72" 1DR KIT	\$1,390.00 / EA	\$1,390.00 / EA
CC-[ ]-998 X 76" 1DR KIT	\$1,431.00 / EA	\$1,431.00 / EA
CC-[ ]-998 X 84" 1DR KIT	\$1,431.00 / EA	\$1,431.00 / EA
CC-[ ]-998 X 96" 1DR KIT	\$1,459.00 / EA	\$1,459.00 / EA
CC-[ ]-998 X 108" 1DR KIT	\$1,500.00 / EA	\$1,500.00 / EA
CC-[ ]-998 X 120" 1DR KIT <small>c/w C-913-2</small>	\$1,594.00 / EA	\$1,594.00 / EA
CC-[ ]-998 X 144" 1DR KIT <small>c/w C-913-2</small>	\$1,662.00 / EA	\$1,662.00 / EA




## CC-[ ]-998-CA Series

For doors up to 300 lbs. [136 kg]

### Complete kits for 1 door opening

Each kit includes one CC-904 Top Mount Track C.A. x kit size (2 x door width), two CC-998 Heavy-Duty Easy Connect Catch 'N' Close Hangers, two CC-2 Catch 'N' Close Closing Devices, two CC-101HD Catch 'N' Close In-Track Stops, one C-914 Guide Channel x door width (half of kit size), and one C-913 Floor Guide, complete with necessary fasteners.

	<b>3</b> For doors up to 300 lbs. [136 kg] E.g. CC-3-998-CA X 72" 1DR KIT	<b>2</b> For doors up to 200 lbs. [90 kg] E.g. CC-2-998-CA X 72" 1DR KIT
CC-[ ]-998-CA X 48" 1DR KIT	\$1,366.00 / EA	\$1,366.00 / EA
CC-[ ]-998-CA X 60" 1DR KIT	\$1,418.00 / EA	\$1,418.00 / EA
CC-[ ]-998-CA X 64" 1DR KIT	\$1,457.00 / EA	\$1,457.00 / EA
CC-[ ]-998-CA X 72" 1DR KIT	\$1,457.00 / EA	\$1,457.00 / EA
CC-[ ]-998-CA X 76" 1DR KIT	\$1,509.00 / EA	\$1,509.00 / EA
CC-[ ]-998-CA X 84" 1DR KIT	\$1,509.00 / EA	\$1,509.00 / EA
CC-[ ]-998-CA X 96" 1DR KIT	\$1,548.00 / EA	\$1,548.00 / EA
CC-[ ]-998-CA X 108" 1DR KIT	\$1,600.00 / EA	\$1,600.00 / EA
CC-[ ]-998-CA X 120" 1DR KIT <small>c/w C-913-2</small>	\$1,705.00 / EA	\$1,705.00 / EA
CC-[ ]-998-CA X 144" 1DR KIT <small>c/w C-913-2</small>	\$1,796.00 / EA	\$1,796.00 / EA



## CC-2-993[ ] Series

For doors up to 200 lbs. [90 kg]


### Complete kits for 1 door opening

Each kit includes one CC-904 Top Mount Track x kit size (2 x door width), two CC-993 Easy Connect Catch 'N' Close Hangers, two CC-2 Catch 'N' Close Closing Devices, two CC-101HD Catch 'N' Close In-Track Stops, one C-914 Guide Channel x door width (half of kit size), and one C-913 Floor Guide, complete with necessary fasteners. Suffix ID option for track finish, mill or clear anodized.

	<b>No Suffix</b> Mill finish track E.g. CC-2-993 X 72" 1DR KIT	<b>-CA</b> Clear anodized finish track E.g. CC-2-993-CA X 72" 1DR KIT
CC-2-993[ ] X 48" 1DR KIT	\$862.00 / EA	\$906.00 / EA
CC-2-993[ ] X 60" 1DR KIT	\$902.00 / EA	\$958.00 / EA
CC-2-993[ ] X 64" 1DR KIT	\$930.00 / EA	\$997.00 / EA
CC-2-993[ ] X 72" 1DR KIT	\$930.00 / EA	\$997.00 / EA
CC-2-993[ ] X 76" 1DR KIT	\$971.00 / EA	\$1,049.00 / EA
CC-2-993[ ] X 84" 1DR KIT	\$971.00 / EA	\$1,049.00 / EA
CC-2-993[ ] X 96" 1DR KIT	\$999.00 / EA	\$1,088.00 / EA
CC-2-993[ ] X 108" 1DR KIT	\$1,040.00 / EA	\$1,140.00 / EA
CC-2-993[ ] X 120" 1DR KIT <small>c/w C-913-2</small>	\$1,134.00 / EA	\$1,245.00 / EA
CC-2-993[ ] X 144" 1DR KIT <small>c/w C-913-2</small>	\$1,202.00 / EA	\$1,336.00 / EA

# CC-900 Series

Prices effective Feb 1, 2024




## CCB-[-]-810-CA Series

For doors up to 300 lbs. [136 kg]

### Complete kits for 1 door opening

Each kit includes one CC-904 Top Mount Track C.A. x kit size (2 x door width), one CC-902 Side Mount Bracket C.A. x kit size complete with oblong holes and fasteners, two CC-921 End Caps C.A., two CC-810 Zero Clearance Catch 'N' Close Hangers, two Catch 'N' Close Closing Devices, two CC-101HD Catch 'N' Close In-Track Stops, one C-914 Guide Channel x door width (half of kit size), and one C-913 Floor Guide, complete with necessary fasteners.

	<b>3</b> For doors up to 300 lbs. [136 kg] E.g. CCB-3-810-CA X 72" 1DR KIT	<b>2</b> For doors up to 200 lbs. [90 kg] E.g. CCB-2-810-CA X 72" 1DR KIT
CCB-[-]-810-CA X 72" 1DR KIT	\$1,953.00 / EA	\$1,953.00 / EA
CCB-[-]-810-CA X 84" 1DR KIT	\$2,057.00 / EA	\$2,057.00 / EA
CCB-[-]-810-CA X 96" 1DR KIT	\$2,148.00 / EA	\$2,148.00 / EA
CCB-[-]-810-CA X 120" 1DR KIT <small>c/w C-913-2</small>	\$2,397.00 / EA	\$2,397.00 / EA
CCB-[-]-810-CA X 144" 1DR KIT <small>c/w C-913-2</small>	\$2,593.00 / EA	\$2,593.00 / EA



## CCS-[-]-810-CA Series

For doors up to 300 lbs. [136 kg]

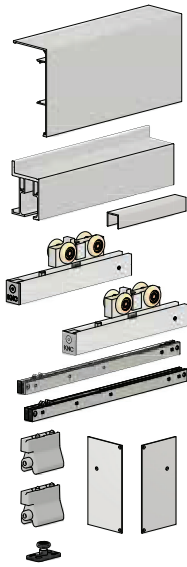
### Complete kits for 1 door opening

Each kit includes one CC-908 Side Mount Track C.A. x kit size (2 x door width), two CC-810 Zero Clearance Catch 'N' Close Hangers, two Catch 'N' Close Closing Devices, two CC-101HD Catch 'N' Close In-Track Stops, one C-914 Guide Channel x door width (half of kit size), and one C-913 Floor Guide, complete with necessary fasteners.

	<b>3</b> For doors up to 300 lbs. [136 kg] E.g. CCS-3-810-CA X 72" 1DR KIT	<b>2</b> For doors up to 200 lbs. [90 kg] E.g. CCS-2-810-CA X 72" 1DR KIT
CCS-3-810-CA X 60" 1DR KIT	\$1,551.00 / EA	\$1,551.00 / EA
CCS-3-810-CA X 64" 1DR KIT	\$1,597.00 / EA	\$1,597.00 / EA
CCS-3-810-CA X 72" 1DR KIT	\$1,597.00 / EA	\$1,597.00 / EA
CCS-3-810-CA X 76" 1DR KIT	\$1,656.00 / EA	\$1,656.00 / EA
CCS-3-810-CA X 84" 1DR KIT	\$1,656.00 / EA	\$1,656.00 / EA
CCS-3-810-CA X 96" 1DR KIT	\$1,702.00 / EA	\$1,702.00 / EA
CCS-3-810-CA X 108" 1DR KIT	\$1,761.00 / EA	\$1,761.00 / EA
CCS-3-810-CA X 120" 1DR KIT <small>c/w C-913-2</small>	\$1,873.00 / EA	\$1,873.00 / EA
CCS-3-810-CA X 144" 1DR KIT <small>c/w C-913-2</small>	\$1,978.00 / EA	\$1,978.00 / EA

Architecture & Design

Catch 'N' Close



## CCSF-[]-810-CA Series

For doors up to 300 lbs. [136 kg]

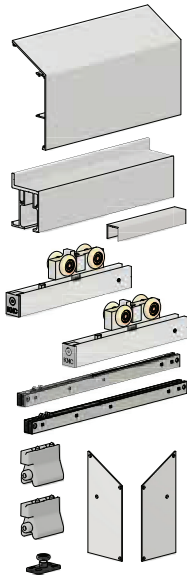
### Complete kits for 1 door opening

Each kit includes one CC-908 Side Mount Track C.A. x kit size (2 x door width), one CC-980 Fascia C.A. x kit size, two CC-982 Fascia End Caps C.A., two CC-810 Zero Clearance Catch 'N' Close Hangers, two Catch 'N' Close Closing Devices, two CC-101HD Catch 'N' Close In-Track Stops, one C-914 Guide Channel x door width (half of kit size), and one C-913 Floor Guide, complete with necessary fasteners.

**3**  
For doors up to 300 lbs. [136 kg]  
E.g. CCSF-3-810-CA X 72" 1DR KIT

**2**  
For doors up to 200 lbs. [90 kg]  
E.g. CCSF-2-810-CA X 72" 1DR KIT

CCSF-[]-810-CA X 60" 1DR KIT	\$1,803.00 / EA	\$1,803.00 / EA
CCSF-[]-810-CA X 64" 1DR KIT	\$1,885.00 / EA	\$1,885.00 / EA
CCSF-[]-810-CA X 72" 1DR KIT	\$1,885.00 / EA	\$1,885.00 / EA
CCSF-[]-810-CA X 76" 1DR KIT	\$1,980.00 / EA	\$1,980.00 / EA
CCSF-[]-810-CA X 84" 1DR KIT	\$1,980.00 / EA	\$1,980.00 / EA
CCSF-[]-810-CA X 96" 1DR KIT	\$2,062.00 / EA	\$2,062.00 / EA
CCSF-[]-810-CA X 108" 1DR KIT	\$2,157.00 / EA	\$2,157.00 / EA
CCSF-[]-810-CA X 120" 1DR KIT c/w C-913-2	\$2,306.00 / EA	\$2,306.00 / EA
CCSF-[]-810-CA X 144" 1DR KIT c/w C-913-2	\$2,483.00 / EA	\$2,483.00 / EA



## CCSSF-[]-810-CA Series

For doors up to 300 lbs. [136 kg]

### Complete kits for 1 door opening

Each kit includes one CC-908 Side Mount Track C.A. x kit size (2 x door width), one CC-990 Sloped Fascia C.A. x kit size, two CC-991 Fascia End Caps C.A., two CC-810 Zero Clearance Catch 'N' Close Hangers, two Catch 'N' Close Closing Devices, two CC-101HD Catch 'N' Close In-Track Stops, one C-914 Guide Channel x door width (half of kit size), and one C-913 Floor Guide, complete with necessary fasteners.

**3**  
For doors up to 300 lbs. [136 kg]  
E.g. CCSSF-3-810-CA X 72" 1DR KIT

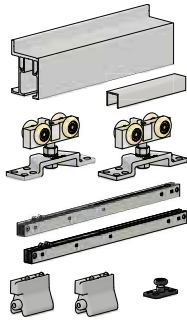
**2**  
For doors up to 200 lbs. [90 kg]  
E.g. CCSSF-2-810-CA X 72" 1DR KIT

CCSSF-[]-810-CA X 60" 1DR KIT	\$1,829.00 / EA	\$1,829.00 / EA
CCSSF-[]-810-CA X 64" 1DR KIT	\$1,914.00 / EA	\$1,914.00 / EA
CCSSF-[]-810-CA X 72" 1DR KIT	\$1,914.00 / EA	\$1,914.00 / EA
CCSSF-[]-810-CA X 76" 1DR KIT	\$2,011.00 / EA	\$2,011.00 / EA
CCSSF-[]-810-CA X 84" 1DR KIT	\$2,011.00 / EA	\$2,011.00 / EA
CCSSF-[]-810-CA X 96" 1DR KIT	\$2,096.00 / EA	\$2,096.00 / EA
CCSSF-[]-810-CA X 108" 1DR KIT	\$2,194.00 / EA	\$2,194.00 / EA
CCSSF-[]-810-CA X 120" 1DR KIT c/w C-913-2	\$2,345.00 / EA	\$2,345.00 / EA
CCSSF-[]-810-CA X 144" 1DR KIT c/w C-913-2	\$2,527.00 / EA	\$2,527.00 / EA



# CC-900 Series

Prices effective Feb 1, 2024



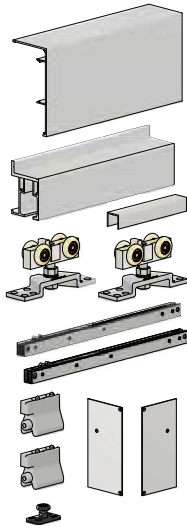
## CCS-[]-998-CA Series

For doors up to 300 lbs. [136 kg]

### Complete kits for 1 door opening

Each kit includes one CC-908 Side Mount Track C.A. x kit size (2 x door width), two CC-998 Heavy-Duty Easy Connect Catch 'N' Close Hangers, two Catch 'N' Close Closing Devices, two CC-101HD Catch 'N' Close In-Track Stops, one C-914 Guide Channel x door width (half of kit size), and one C-913 Floor Guide, complete with necessary fasteners.

	<b>3</b> For doors up to 300 lbs. [136 kg] E.g. CCS-3-998-CA X 72" 1DR KIT	<b>2</b> For doors up to 200 lbs. [90 kg] E.g. CCS-2-998-CA X 72" 1DR KIT
CCS-[]-998-CA X 48" 1DR KIT	\$1,394.00 / EA	\$1,394.00 / EA
CCS-[]-998-CA X 60" 1DR KIT	\$1,453.00 / EA	\$1,453.00 / EA
CCS-[]-998-CA X 64" 1DR KIT	\$1,498.00 / EA	\$1,498.00 / EA
CCS-[]-998-CA X 72" 1DR KIT	\$1,498.00 / EA	\$1,498.00 / EA
CCS-[]-998-CA X 76" 1DR KIT	\$1,557.00 / EA	\$1,557.00 / EA
CCS-[]-998-CA X 84" 1DR KIT	\$1,557.00 / EA	\$1,557.00 / EA
CCS-[]-998-CA X 96" 1DR KIT	\$1,603.00 / EA	\$1,603.00 / EA
CCS-[]-998-CA X 108" 1DR KIT	\$1,662.00 / EA	\$1,662.00 / EA
CCS-[]-998-CA X 120" 1DR KIT	\$1,774.00 / EA	\$1,774.00 / EA
	<i>c/w C-913-2</i>	
CCS-[]-998-CA X 144" 1DR KIT	\$1,879.00 / EA	\$1,879.00 / EA
	<i>c/w C-913-2</i>	



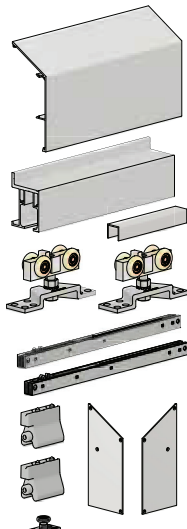
## CCSF-[]-998-CA Series

For doors up to 300 lbs. [136 kg]

### Complete kits for 1 door opening

Each kit includes one CC-908 Side Mount Track C.A. x kit size (2 x door width), one CC-980 Fascia C.A. x kit size, two CC-982 Fascia End Caps C.A., two CC-998 Heavy-Duty Easy Connect Catch 'N' Close Hangers, two Catch 'N' Close Closing Devices, two CC-101HD Catch 'N' Close In-Track Stops, one C-914 Guide Channel x door width (half of kit size), and one C-913 Floor Guide, complete with necessary fasteners.

	<b>3</b> For doors up to 300 lbs. [136 kg] E.g. CCSF-3-998-CA X 72" 1DR KIT	<b>2</b> For doors up to 200 lbs. [90 kg] E.g. CCSF-2-998-CA X 72" 1DR KIT
CCSF-[]-998-CA X 48" 1DR KIT	\$1,609.00 / EA	\$1,609.00 / EA
CCSF-[]-998-CA X 60" 1DR KIT	\$1,704.00 / EA	\$1,704.00 / EA
CCSF-[]-998-CA X 64" 1DR KIT	\$1,786.00 / EA	\$1,786.00 / EA
CCSF-[]-998-CA X 72" 1DR KIT	\$1,786.00 / EA	\$1,786.00 / EA
CCSF-[]-998-CA X 76" 1DR KIT	\$1,881.00 / EA	\$1,881.00 / EA
CCSF-[]-998-CA X 84" 1DR KIT	\$1,881.00 / EA	\$1,881.00 / EA
CCSF-[]-998-CA X 96" 1DR KIT	\$1,963.00 / EA	\$1,963.00 / EA
CCSF-[]-998-CA X 108" 1DR KIT	\$2,058.00 / EA	\$2,058.00 / EA
CCSF-[]-998-CA X 120" 1DR KIT	\$2,207.00 / EA	\$2,207.00 / EA
	<i>c/w C-913-2</i>	
CCSF-[]-998-CA X 144" 1DR KIT	\$2,384.00 / EA	\$2,384.00 / EA
	<i>c/w C-913-2</i>	



## CCSSF-[]-998-CA Series

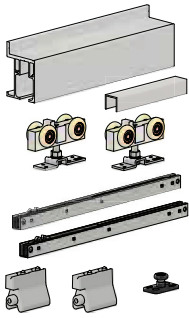
For doors up to 300 lbs. [136 kg]

### Complete kits for 1 door opening

Each kit includes one CC-908 Side Mount Track C.A. x kit size (2 x door width), one CC-990 Sloped Fascia C.A. x kit size, two CC-991 Fascia End Caps C.A., two CC-998 Heavy-Duty Easy Connect Catch 'N' Close Hangers, two Catch 'N' Close Closing Devices, two CC-101HD Catch 'N' Close In-Track Stops, one C-914 Guide Channel x door width (half of kit size), and one C-913 Floor Guide, complete with necessary fasteners.

	<b>3</b> For doors up to 300 lbs. [136 kg] E.g. CCSSF-3-998-CA X 72" 1DR KIT	<b>2</b> For doors up to 200 lbs. [90 kg] E.g. CCSSF-2-998-CA X 72" 1DR KIT
CCSSF-[]-998-CA X 48" 1DR KIT	\$1,632.00 / EA	\$1,632.00 / EA
CCSSF-[]-998-CA X 60" 1DR KIT	\$1,730.00 / EA	\$1,730.00 / EA
CCSSF-[]-998-CA X 64" 1DR KIT	\$1,815.00 / EA	\$1,815.00 / EA
CCSSF-[]-998-CA X 72" 1DR KIT	\$1,815.00 / EA	\$1,815.00 / EA
CCSSF-[]-998-CA X 76" 1DR KIT	\$1,912.00 / EA	\$1,912.00 / EA
CCSSF-[]-998-CA X 84" 1DR KIT	\$1,912.00 / EA	\$1,912.00 / EA
CCSSF-[]-998-CA X 96" 1DR KIT	\$1,997.00 / EA	\$1,997.00 / EA
CCSSF-[]-998-CA X 108" 1DR KIT	\$2,095.00 / EA	\$2,095.00 / EA
CCSSF-[]-998-CA X 120" 1DR KIT	\$2,246.00 / EA	\$2,246.00 / EA
	<i>c/w C-913-2</i>	
CCSSF-[]-998-CA X 144" 1DR KIT	\$2,428.00 / EA	\$2,428.00 / EA
	<i>c/w C-913-2</i>	





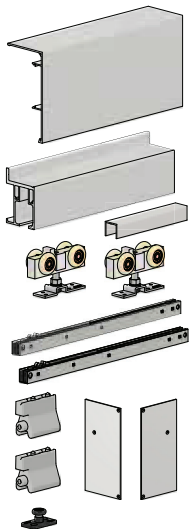
## CCS-2-993-CA Series

For doors up to 200 lbs. [90 kg]

### Complete kits for 1 door opening

Each kit includes one CC-908 Side Mount Track C.A. x kit size (2 x door width), two CC-993 Easy Connect Catch 'N' Close Hangers, two CC-2 Catch 'N' Close Closing Devices, two CC-101HD Catch 'N' Close In-Track Stops, one C-914 Guide Channel x door width (half of kit size), and one C-913 Floor Guide, complete with necessary fasteners.

CCS-2-993-CA X 48" 1DR KIT	\$934.00 / EA
CCS-2-993-CA X 60" 1DR KIT	\$993.00 / EA
CCS-2-993-CA X 64" 1DR KIT	\$1,038.00 / EA
CCS-2-993-CA X 72" 1DR KIT	\$1,038.00 / EA
CCS-2-993-CA X 76" 1DR KIT	\$1,097.00 / EA
CCS-2-993-CA X 84" 1DR KIT	\$1,097.00 / EA
CCS-2-993-CA X 96" 1DR KIT	\$1,143.00 / EA
CCS-2-993-CA X 108" 1DR KIT	\$1,202.00 / EA
CCS-2-993-CA X 120" 1DR KIT <small>c/w C-913-2</small>	\$1,314.00 / EA
CCS-2-993-CA X 144" 1DR KIT <small>c/w C-913-2</small>	\$1,419.00 / EA



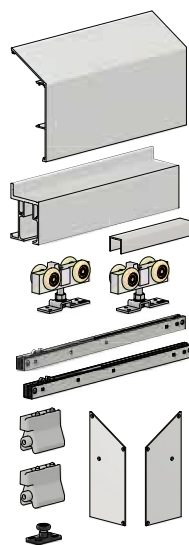
## CCSF-2-993-CA Series

For doors up to 200 lbs. [90 kg]

### Complete kits for 1 door opening

Each kit includes one CC-908 Side Mount Track C.A. x kit size (2 x door width), one CC-980 Fascia C.A. x kit size, two CC-982 Fascia End Caps C.A., two CC-993 Easy Connect Catch 'N' Close Hangers, two CC-2 Catch 'N' Close Closing Devices, two CC-101HD Catch 'N' Close In-Track Stops, one C-914 Guide Channel x door width (half of kit size), and one C-913 Floor Guide, complete with necessary fasteners.

CCSF-2-993-CA X 48" 1DR KIT	\$1,149.00 / EA
CCSF-2-993-CA X 60" 1DR KIT	\$1,244.00 / EA
CCSF-2-993-CA X 64" 1DR KIT	\$1,326.00 / EA
CCSF-2-993-CA X 72" 1DR KIT	\$1,326.00 / EA
CCSF-2-993-CA X 76" 1DR KIT	\$1,421.00 / EA
CCSF-2-993-CA X 84" 1DR KIT	\$1,421.00 / EA
CCSF-2-993-CA X 96" 1DR KIT	\$1,503.00 / EA
CCSF-2-993-CA X 108" 1DR KIT	\$1,598.00 / EA
CCSF-2-993-CA X 120" 1DR KIT <small>c/w C-913-2</small>	\$1,747.00 / EA
CCSF-2-993-CA X 144" 1DR KIT <small>c/w C-913-2</small>	\$1,924.00 / EA



## CCSSF-2-993-CA Series

For doors up to 200 lbs. [90 kg]

### Complete kits for 1 door opening

Each kit includes one CC-908 Side Mount Track C.A. x kit size (2 x door width), one CC-990 Sloped Fascia C.A. x kit size, two CC-991 Fascia End Caps C.A., two CC-993 Easy Connect Catch 'N' Close Hangers, two CC-2 Catch 'N' Close Closing Devices, two CC-101HD Catch 'N' Close In-Track Stops, one C-914 Guide Channel x door width (half of kit size), and one C-913 Floor Guide, complete with necessary fasteners.

CCSSF-2-993-CA X 48" 1DR KIT	\$1,172.00 / EA
CCSSF-2-993-CA X 60" 1DR KIT	\$1,270.00 / EA
CCSSF-2-993-CA X 64" 1DR KIT	\$1,355.00 / EA
CCSSF-2-993-CA X 72" 1DR KIT	\$1,355.00 / EA
CCSSF-2-993-CA X 76" 1DR KIT	\$1,452.00 / EA
CCSSF-2-993-CA X 84" 1DR KIT	\$1,452.00 / EA
CCSSF-2-993-CA X 96" 1DR KIT	\$1,537.00 / EA
CCSSF-2-993-CA X 108" 1DR KIT	\$1,635.00 / EA
CCSSF-2-993-CA X 120" 1DR KIT <small>c/w C-913-2</small>	\$1,786.00 / EA
CCSSF-2-993-CA X 144" 1DR KIT <small>c/w C-913-2</small>	\$1,968.00 / EA

# CC-900 Series

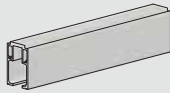

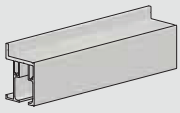
Prices effective Feb 1, 2024

## Replacement One Door Hardware

<b>CC-2-810 X 1DR HDWE</b> Includes two CC-810 Zero Clearance Catch 'N' Close Hangers, two CC-2 Catch 'N' Close Closing Devices and two CC-101HD Catch 'N' Close In-Track Stops, complete with necessary fasteners.	\$1,249.00 / EA
<b>CC-2-810W X 1DR HDWE</b> Includes two CC-810 Zero Clearance Catch 'N' Close Hangers, two CC-2 Catch 'N' Close Closing Devices, two CC-101HD Catch 'N' Close In-Track Stops and one C-913 Floor Guide, complete with necessary fasteners.	\$1,283.00 / EA
<b>CC-2-993 X 1DR HDWE</b> Includes two CC-993 Easy Connect Catch 'N' Close Hangers, two CC-2 Catch 'N' Close Closing Devices and two CC-101HD Catch 'N' Close In-Track Stops, complete with necessary fasteners.	\$690.00 / EA
<b>CC-2-993W X 1DR HDWE</b> Includes two CC-993 Easy Connect Catch 'N' Close Hangers, two CC-2 Catch 'N' Close Closing Devices, two CC-101HD Catch 'N' Close In-Track Stops and one C-913 Floor Guide, complete with necessary fasteners.	\$724.00 / EA
<b>CC-2-998 X 1DR HDWE</b> Includes two CC-998 Heavy-Duty Easy Connect Catch 'N' Close Hangers, two CC-2 Catch 'N' Close Closing Devices and two CC-101HD Catch 'N' Close In-Track Stops, complete with necessary fasteners.	\$1,150.00 / EA
<b>CC-2-998W X 1DR HDWE</b> Includes two CC-998 Heavy-Duty Easy Connect Catch 'N' Close Hangers, two CC-2 Catch 'N' Close Closing Devices, two CC-101HD Catch 'N' Close In-Track Stops and one C-913 Floor Guide, complete with necessary fasteners.	\$1,184.00 / EA
<b>CC-3-810 X 1DR HDWE</b> Includes two CC-810 Zero Clearance Catch 'N' Close Hangers, two CC-3 Catch 'N' Close Closing Devices and two CC-101HD Catch 'N' Close In-Track Stops, complete with necessary fasteners.	\$1,249.00 / EA
<b>CC-3-810W X 1DR HDWE</b> Includes two CC-810 Zero Clearance Catch 'N' Close Hangers, two CC-3 Catch 'N' Close Closing Devices, two CC-101HD Catch 'N' Close In-Track Stops and one C-913 Floor Guide, complete with necessary fasteners.	\$1,283.00 / EA
<b>CC-3-998 X 1DR HDWE</b> Includes two CC-998 Heavy-Duty Easy Connect Catch 'N' Close Hangers, two CC-3 Catch 'N' Close Closing Devices and two CC-101HD Catch 'N' Close In-Track Stops, complete with necessary fasteners.	\$1,150.00 / EA
<b>CC-3-998W X 1DR HDWE</b> Includes two CC-998 Heavy-Duty Easy Connect Catch 'N' Close Hangers, two CC-3 Catch 'N' Close Closing Devices, two CC-101HD Catch 'N' Close In-Track Stops and one C-913 Floor Guide, complete with necessary fasteners.	\$1,184.00 / EA

## Individual Products


### Tracks

<b>CC-904 Top Mount Track</b> Extruded aluminum		\$27.85 / FT
<b>CC-904 Top Mount Track C.A.</b> Clear anodized extruded aluminum		\$39.00 / FT
<b>CC-904 Top Mount Track BL.A.</b> Black anodized extruded aluminum		\$51.55 / FT
<b>CC-905 Flush Mount Ceiling Track C.A.</b> Clear anodized extruded aluminum		\$41.30 / FT
<b>CC-905 Flush Mount Ceiling Track BL.A.</b> Black anodized extruded aluminum		\$66.10 / FT
<b>CC-905 Flush Mount Ceiling Track White</b> White extruded aluminum		Contact Customer Service
<b>CC-908 Side Mount Track C.A.</b> Clear anodized extruded aluminum		\$45.90 / FT
<b>CC-908 Side Mount Track BL.A.</b> Black anodized extruded aluminum		\$73.45 / FT

### Continuous Side Mount Bracket

For use with CC-904 Top Mount Track C.A. or BL.A. finish. Complete with punched oblong holes for securing CC-904 track to CC-902 Side Mount Bracket. One set of tab nuts and machine screws supplied for each oblong hole in the CC-902 Side Mount Bracket. For odd size lengths, use the next size up and cut down on site by others. For extra long track applications use multiples of the following lengths to achieve total length.

**Note:** CC-904 is not supplied with holes for mounting to the CC-902. Holes and Fasteners for mounting CC-902 to the wall are to be supplied by others.



### Clear anodized extruded aluminum

CC-902 Continuous Side Mount Bracket X 72"	\$313.80 / EA
CC-902 Continuous Side Mount Bracket X 84"	\$366.10 / EA
CC-902 Continuous Side Mount Bracket X 96"	\$418.40 / EA
CC-902 Continuous Side Mount Bracket X 120"	\$523.00 / EA
CC-902 Continuous Side Mount Bracket X 144"	\$627.60 / EA

### Black anodized extruded aluminum

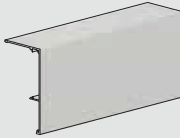
CC-902 Continuous Side Mount Bracket X 72" BL.A.	\$502.10 / EA
CC-902 Continuous Side Mount Bracket X 84" BL.A.	\$585.80 / EA
CC-902 Continuous Side Mount Bracket X 96" BL.A.	\$669.45 / EA
CC-902 Continuous Side Mount Bracket X 120" BL.A.	\$836.80 / EA
CC-902 Continuous Side Mount Bracket X 144" BL.A.	\$1,004.20 / EA

# CC-900 Series

Prices effective Feb 1, 2024


## Fascia and End Caps

Use with CC-904 Top Mount Track and CC-902 Side Mount Bracket combination only

CC-920 Fascia C.A.  
Clear anodized extruded aluminum  \$34.05 / FT


CC-920 Fascia BL.A.  
Black anodized extruded aluminum \$54.50 / FT

Use with CC-904 Top Mount Track and CC-902 Side Mount Bracket combination only, no Fascia

CC-921 End Cap C.A. Pair  
Clear anodized extruded aluminum  \$112.20 / SET


CC-921 End Cap BL.A. Pair  
Black anodized extruded aluminum  For:  \$207.60 / SET

Use with CC-904 Top Mount Track, CC-902 Side Mount Bracket and CC-920 Fascia combination only

CC-922 End Cap C.A. Pair  
Clear anodized extruded aluminum  \$116.20 / SET

CC-922 End Cap BL.A. Pair  
Black anodized extruded aluminum  For:  \$215.00 / SET

Use with CC-904 Top Mount Track only

CC-940 Fascia C.A.  
Clear anodized extruded aluminum  \$23.85 / FT



CC-940 Fascia BL.A.  
Black anodized extruded aluminum \$38.20 / FT

Use with CC-904 Top Mount Track only, no Fascia

CC-941 End Cap C.A. Pair  
Clear anodized extruded aluminum  For:  \$102.20 / SET



CC-941 End Cap BL.A. Pair  
Black anodized extruded aluminum \$189.10 / SET

Use with CC-904 Top Mount Track and one (1) CC-940 Fascia combination only

CC-942 End Cap C.A. Pair  
Clear anodized extruded aluminum  For:  \$113.60 / SET

CC-942 End Cap BL.A. Pair  
Black anodized extruded aluminum \$210.20 / SET

Use with CC-904 Top Mount Track and two (2) CC-940 Fascia combination only

CC-943 End Cap C.A. Pair  
Clear anodized extruded aluminum  For:  \$121.30 / SET

CC-943 End Cap BL.A. Pair  
Black anodized extruded aluminum \$224.50 / SET

Use with CC-908 Side Mount Track only



CC-980 Fascia C.A.  
Clear anodized extruded aluminum  \$36.15 / FT

CC-980 Fascia BL.A.  
Black anodized extruded aluminum \$57.85 / FT

CC-990 Fascia C.A.  
Clear anodized extruded aluminum  \$38.80 / FT

CC-990 Fascia BL.A.  
Clear anodized extruded aluminum \$62.10 / FT

Use with CC-908 Side Mount Track only, no Fascia

CC-981 End Cap C.A. Pair  
Clear anodized extruded aluminum  For:  \$102.70 / SET

CC-981 End Cap BL.A. Pair  
Black anodized extruded aluminum \$190.00 / SET

Use with CC-908 Side Mount Track and CC-980 Fascia combination only

CC-982 End Cap C.A. Pair  
Clear anodized extruded aluminum  For:  \$82.90 / SET

CC-982 End Cap BL.A. Pair  
Black anodized extruded aluminum \$153.40 / SET


Use with CC-908 Side Mount Track and CC-990 Fascia combination only

CC-991 End Cap C.A. Pair  
Clear anodized extruded aluminum  For:  \$97.50 / SET


CC-991 End Cap BL.A. Pair  
Black anodized extruded aluminum \$180.40 / SET

## Hangers

Complete with built-in trigger and screws.

CC-810 Zero Clearance  
Catch 'N' Close Hanger  \$520.60 / EA


CC-810 Zero Clearance  
Catch 'N' Close Hanger Black c/w black end cap \$546.65 / EA

CC-998 Heavy-Duty Easy Connect  
Catch 'N' Close Hanger  \$462.90 / EA

CC-993 Easy Connect  
Catch 'N' Close Hanger  \$194.55 / EA

## Stops

Only used with CC-2 or CC-3 Catch 'N' Close Closing Devices.

CC-101HD Catch 'N' Close In-Track Stop  \$45.40 / EA

CC-101HD Catch 'N' Close In-Track Stop BL.A.  
Black anodized finish \$84.00 / EA

## Catch 'N' Close Closing Devices


Must be used with CC-101HD Catch 'N' Close In-Track Stop.

CC-2 Catch 'N' Close  
Closing Device  For use with doors up to 200 lbs. [90 kg] \$162.35 / EA


CC-3 Catch 'N' Close  
Closing Device  For use with doors up to 300 lbs. [136 kg] \$162.35 / EA

## Door Guide Systems

Complete with screws

C-912 Adjustable Guide  \$94.45 / EA

C-913 Floor Guide  \$40.05 / EA

C-913-2 Double Roller Floor Guide  \$117.40 / EA

CSM-913 Side Mount Guide  
For CC-908 Side Mount Track applications  \$61.20 / EA


CSM-913-2HD Side Mount Guide  
For CC-908 Side Mount Track applications  \$136.40 / EA

C-914 Guide Channel  
Screws for mounting guide channel are not included.  \$12.90 / FT

# CC-400 Series

Prices effective Feb 1, 2024

All kits below with CC-1 Catch 'N' Close Closing Devices are for applications with door weight up to 150 lbs. [68 kg]. For applications with a door weight of 75 lbs. [34 kg] or less, please specify -75 kit instead of the -1.



## CC-1-410 [ ] Series

### Complete kits for 1 door opening

Each kit includes one CC-404 Top Mount Track x kit size (2 x door width), two CC-410 Zero Clearance Catch 'N' Close Hangers, two CC-1 Catch 'N' Close Closing Devices, two CC-100 Catch 'N' Close In-Track Stops, and guide system based on suffix ID option, complete with necessary fasteners.



**-W**


Includes one C-914 Guide Channel x door width (half of kit size) and one C-913 Floor Guide  
E.g. CC-1-410-**W** X 72" 1DR KIT



**-B**

Includes one C-201 Guide Channel x door width (half of kit size) and one C-200 Floor Guide  
E.g. CC-1-410-**B** X 72" 1DR KIT

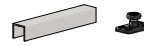
CC-1-410 [ ] X 48" 1DR KIT	\$625.00 / EA	\$598.00 / EA
CC-1-410 [ ] X 60" 1DR KIT	\$657.00 / EA	\$627.00 / EA
CC-1-410 [ ] X 64" 1DR KIT	\$675.00 / EA	\$646.00 / EA
CC-1-410 [ ] X 72" 1DR KIT	\$675.00 / EA	\$646.00 / EA
CC-1-410 [ ] X 76" 1DR KIT	\$707.00 / EA	\$675.00 / EA
CC-1-410 [ ] X 84" 1DR KIT	\$707.00 / EA	\$675.00 / EA
CC-1-410 [ ] X 96" 1DR KIT	\$725.00 / EA	\$694.00 / EA
CC-1-410 [ ] X 108" 1DR KIT	\$757.00 / EA	\$723.00 / EA
CC-1-410 [ ] X 120" 1DR KIT [W] c/w C-913-2	\$842.00 / EA	\$741.00 / EA
CC-1-410 [ ] X 144" 1DR KIT [W] c/w C-913-2	\$892.00 / EA	\$789.00 / EA



## CC-1-493 [ ] Series

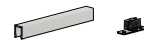
### Complete kits for 1 door opening

Each kit includes one CC-404 Top Mount Track x kit size (2 x door width), two CC-493 Easy Connect Catch 'N' Close Hangers, two CC-1 Catch 'N' Close Closing Devices, two CC-100 Catch 'N' Close In-Track Stops, and guide system based on suffix ID option, complete with necessary fasteners.



**-W**

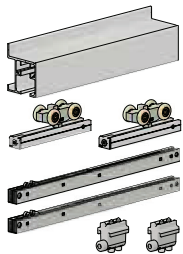
Includes one C-914 Guide Channel x door width (half of kit size) and one C-913 Floor Guide  
E.g. CC-1-493-**W** X 72" 1DR KIT



**-B**

Includes one C-201 Guide Channel x door width (half of kit size) and one C-200 Floor Guide  
E.g. CC-1-493-**B** X 72" 1DR KIT

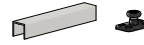
CC-1-493 [ ] X 48" 1DR KIT	\$515.00 / EA	\$488.00 / EA
CC-1-493 [ ] X 60" 1DR KIT	\$546.00 / EA	\$517.00 / EA
CC-1-493 [ ] X 64" 1DR KIT	\$565.00 / EA	\$536.00 / EA
CC-1-493 [ ] X 72" 1DR KIT	\$565.00 / EA	\$536.00 / EA
CC-1-493 [ ] X 76" 1DR KIT	\$596.00 / EA	\$565.00 / EA
CC-1-493 [ ] X 84" 1DR KIT	\$596.00 / EA	\$565.00 / EA
CC-1-493 [ ] X 96" 1DR KIT	\$615.00 / EA	\$583.00 / EA
CC-1-493 [ ] X 108" 1DR KIT	\$647.00 / EA	\$612.00 / EA
CC-1-493 [ ] X 120" 1DR KIT [W] c/w C-913-2	\$732.00 / EA	\$631.00 / EA
CC-1-493 [ ] X 144" 1DR KIT [W] c/w C-913-2	\$782.00 / EA	\$678.00 / EA



## CCS-1-410 [ ]-CA Series

### Complete kits for 1 door opening

Each kit includes one CC-408 Side Mount Track C.A. x kit size (2 x door width), two CC-410 Zero Clearance Catch 'N' Close Hangers, two CC-1 Catch 'N' Close Closing Devices, two CC-100 Catch 'N' Close In-Track Stops, and guide system based on suffix ID option, complete with necessary fasteners.



**-W**

Includes one C-914 Guide Channel x door width (half of kit size) and one C-913 Floor Guide  
E.g. CCS-1-410-**W**-CA X 72" 1DR KIT



**-B**

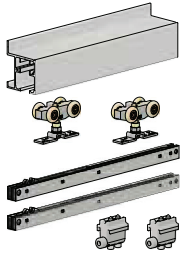
Includes one C-201 Guide Channel x door width (half of kit size) and one C-200 Floor Guide  
E.g. CCS-1-410-**B**-CA X 72" 1DR KIT

CCS-1-410 [ ]-CA X 48" 1DR KIT	\$681.00 / EA	\$654.00 / EA
CCS-1-410 [ ]-CA X 60" 1DR KIT	\$726.00 / EA	\$697.00 / EA
CCS-1-410 [ ]-CA X 64" 1DR KIT	\$759.00 / EA	\$729.00 / EA
CCS-1-410 [ ]-CA X 72" 1DR KIT	\$759.00 / EA	\$729.00 / EA
CCS-1-410 [ ]-CA X 76" 1DR KIT	\$804.00 / EA	\$772.00 / EA
CCS-1-410 [ ]-CA X 84" 1DR KIT	\$804.00 / EA	\$772.00 / EA
CCS-1-410 [ ]-CA X 96" 1DR KIT	\$837.00 / EA	\$805.00 / EA
CCS-1-410 [ ]-CA X 108" 1DR KIT	\$882.00 / EA	\$848.00 / EA
CCS-1-410 [ ]-CA X 120" 1DR KIT [W] c/w C-913-2	\$981.00 / EA	\$880.00 / EA
CCS-1-410 [ ]-CA X 144" 1DR KIT [W] c/w C-913-2	\$1,059.00 / EA	\$956.00 / EA

# CC-400 Series

Prices effective Feb 1, 2024

All kits below with CC-1 Catch 'N' Close Closing Devices are for applications with door weight up to 150 lbs. [68 kg].  
For applications with a door weight of 75 lbs. [34 kg] or less, please specify -75 kit instead of the -1.



## CCS-1-493 [ ]-CA Series

### Complete kits for 1 door opening

Each kit includes one CC-408 Side Mount Track C.A. x kit size (2 x door width), two CC-493 Easy Connect Catch 'N' Close Hangers, two CC-1 Catch 'N' Close Closing Devices, two CC-100 Catch 'N' Close In-Track Stops, and guide system based on suffix ID option, complete with necessary fasteners.



**-W**


Includes one C-914 Guide Channel x door width (half of kit size) and one C-913 Floor Guide  
E.g. CCS-1-493-W-CA X 72" 1DR KIT



**-B**

Includes one C-201 Guide Channel x door width (half of kit size) and one C-200 Floor Guide  
E.g. CCS-1-493-B-CA X 72" 1DR KIT

CCS-1-493 [ ]-CA X 48" 1DR KIT	\$570.00 / EA	\$543.00 / EA
CCS-1-493 [ ]-CA X 60" 1DR KIT	\$616.00 / EA	\$586.00 / EA
CCS-1-493 [ ]-CA X 64" 1DR KIT	\$648.00 / EA	\$619.00 / EA
CCS-1-493 [ ]-CA X 72" 1DR KIT	\$648.00 / EA	\$619.00 / EA
CCS-1-493 [ ]-CA X 76" 1DR KIT	\$694.00 / EA	\$662.00 / EA
CCS-1-493 [ ]-CA X 84" 1DR KIT	\$694.00 / EA	\$662.00 / EA
CCS-1-493 [ ]-CA X 96" 1DR KIT	\$726.00 / EA	\$694.00 / EA
CCS-1-493 [ ]-CA X 108" 1DR KIT	\$772.00 / EA	\$737.00 / EA
CCS-1-493 [ ]-CA X 120" 1DR KIT [W] c/w C-913-2	\$871.00 / EA	\$770.00 / EA
CCS-1-493 [ ]-CA X 144" 1DR KIT [W] c/w C-913-2	\$949.00 / EA	\$845.00 / EA



## CCL-1-410 [ ]-CA Series

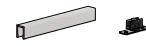
### Complete kits for 1 door opening

Each kit includes one CC-408 Side Mount Track C.A. x kit size (2 x door width), one CC-470 Low Profile Fascia C.A. x kit size (2 x door width), two CC-471 End Caps C.A., two CC-410 Zero Clearance Catch 'N' Close Hangers, two CC-1 Catch 'N' Close Closing Devices, two CC-100 Catch 'N' Close In-Track Stops, and guide system based on suffix ID option, complete with necessary fasteners.



**-W**

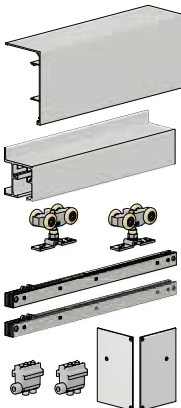
Includes one C-914 Guide Channel x door width (half of kit size) and one C-913 Floor Guide  
E.g. CCL-1-410-W-CA X 72" 1DR KIT



**-B**

Includes one C-201 Guide Channel x door width (half of kit size) and one C-200 Floor Guide  
E.g. CCL-1-410-B-CA X 72" 1DR KIT

CCL-1-410 [ ]-CA X 48" 1DR KIT	\$859.00 / EA	\$832.00 / EA
CCL-1-410 [ ]-CA X 60" 1DR KIT	\$927.00 / EA	\$897.00 / EA
CCL-1-410 [ ]-CA X 64" 1DR KIT	\$981.00 / EA	\$952.00 / EA
CCL-1-410 [ ]-CA X 72" 1DR KIT	\$981.00 / EA	\$952.00 / EA
CCL-1-410 [ ]-CA X 76" 1DR KIT	\$1,049.00 / EA	\$1,017.00 / EA
CCL-1-410 [ ]-CA X 84" 1DR KIT	\$1,049.00 / EA	\$1,017.00 / EA
CCL-1-410 [ ]-CA X 96" 1DR KIT	\$1,104.00 / EA	\$1,072.00 / EA
CCL-1-410 [ ]-CA X 108" 1DR KIT	\$1,172.00 / EA	\$1,138.00 / EA
CCL-1-410 [ ]-CA X 120" 1DR KIT [W] c/w C-913-2	\$1,293.00 / EA	\$1,192.00 / EA
CCL-1-410 [ ]-CA X 144" 1DR KIT [W] c/w C-913-2	\$1,416.00 / EA	\$1,313.00 / EA



## CCSF-1-493 [ ]-CA Series

### Complete kits for 1 door opening

Each kit includes one CC-408 Side Mount Track C.A. x kit size (2 x door width), one CC-480 Fascia C.A. x kit size (2 x door width), two CC-482 End Caps C.A., two CC-493 Easy Connect Catch 'N' Close Hangers, two CC-1 Catch 'N' Close Closing Devices, two CC-100 Catch 'N' Close In-Track Stops, and guide system based on suffix ID option, complete with necessary fasteners.



**-W**

Includes one C-914 Guide Channel x door width (half of kit size) and one C-913 Floor Guide  
E.g. CCSF-1-493-W-CA X 72" 1DR KIT



**-B**

Includes one C-201 Guide Channel x door width (half of kit size) and one C-200 Floor Guide  
E.g. CCSF-1-493-B-CA X 72" 1DR KIT


CCSF-1-493 [ ]-CA X 48" 1DR KIT	\$762.00 / EA	\$735.00 / EA
CCSF-1-493 [ ]-CA X 60" 1DR KIT	\$838.00 / EA	\$809.00 / EA
CCSF-1-493 [ ]-CA X 64" 1DR KIT	\$902.00 / EA	\$873.00 / EA
CCSF-1-493 [ ]-CA X 72" 1DR KIT	\$902.00 / EA	\$873.00 / EA
CCSF-1-493 [ ]-CA X 76" 1DR KIT	\$979.00 / EA	\$947.00 / EA
CCSF-1-493 [ ]-CA X 84" 1DR KIT	\$979.00 / EA	\$947.00 / EA
CCSF-1-493 [ ]-CA X 96" 1DR KIT	\$1,042.00 / EA	\$1,011.00 / EA
CCSF-1-493 [ ]-CA X 108" 1DR KIT	\$1,119.00 / EA	\$1,085.00 / EA
CCSF-1-493 [ ]-CA X 120" 1DR KIT [W] c/w C-913-2	\$1,249.00 / EA	\$1,148.00 / EA
CCSF-1-493 [ ]-CA X 144" 1DR KIT [W] c/w C-913-2	\$1,389.00 / EA	\$1,286.00 / EA



# CC-400 Series

Prices effective Feb 1, 2024

All kits below with CC-1 Catch 'N' Close Closing Devices are for applications with door weight up to 150 lbs. [68 kg].  
For applications with a door weight of 75 lbs. [34 kg] or less, please specify -75 kit instead of the -1.




## CCD-1-410 [ ] Series

For 1 3/4 in [44.5 mm] doors only

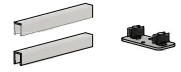
### Complete kits for 2 door opening

Each kit includes one CC-500 Double Track x kit size (2 x door width), four CC-410 Zero Clearance Catch 'N' Close Hangers, four CC-1 Catch 'N' Close Closing Devices, four CC-100 Catch 'N' Close In-Track Stops, and guide system based on suffix ID option, complete with necessary fasteners.



**-W**

Includes two C-914 Guide Channels x door width (half of kit size) and one C-913D-134 Bypass Double Guide  
E.g. CCD-1-410-**W** X 72" 2DR KIT



**-B**

Includes two C-201 Guide Channels x door width (half of kit size) and one C-200D-134 Bypass Double Guide  
E.g. CCD-1-410-**B** X 72" 2DR KIT

CCD-1-410 [ ] X 48" 2DR KIT	\$1,234.00 / EA	\$1,209.00 / EA
CCD-1-410 [ ] X 60" 2DR KIT	\$1,295.00 / EA	\$1,265.00 / EA
CCD-1-410 [ ] X 64" 2DR KIT	\$1,331.00 / EA	\$1,300.00 / EA
CCD-1-410 [ ] X 72" 2DR KIT	\$1,331.00 / EA	\$1,300.00 / EA
CCD-1-410 [ ] X 76" 2DR KIT	\$1,392.00 / EA	\$1,356.00 / EA
CCD-1-410 [ ] X 84" 2DR KIT	\$1,392.00 / EA	\$1,356.00 / EA
CCD-1-410 [ ] X 96" 2DR KIT	\$1,427.00 / EA	\$1,392.00 / EA
CCD-1-410 [ ] X 108" 2DR KIT	\$1,489.00 / EA	\$1,448.00 / EA
CCD-1-410 [ ] X 120" 2DR KIT	\$1,524.00 / EA	\$1,483.00 / EA
CCD-1-410 [ ] X 144" 2DR KIT	\$1,621.00 / EA	\$1,575.00 / EA




## CCD-1-493 [ ] Series

For 1 3/4 in [44.5 mm] doors only

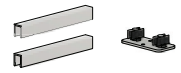
### Complete kits for 2 door opening

Each kit includes one CC-500 Double Track x kit size (2 x door width), four CC-493 Easy Connect Catch 'N' Close Hangers, four CC-1 Catch 'N' Close Closing Devices, four CC-100 Catch 'N' Close In-Track Stops, and guide system based on suffix ID option, complete with necessary fasteners.



**-W**

Includes two C-914 Guide Channels x door width (half of kit size) and one C-913D-134 Bypass Double Guide  
E.g. CCD-1-493-**W** X 72" 2DR KIT



**-B**


Includes two C-201 Guide Channels x door width (half of kit size) and one C-200D-134 Bypass Double Guide  
E.g. CCD-1-493-**B** X 72" 2DR KIT

CCD-1-493 [ ] X 48" 2DR KIT	\$1,013.00 / EA	\$988.00 / EA
CCD-1-493 [ ] X 60" 2DR KIT	\$1,075.00 / EA	\$1,044.00 / EA
CCD-1-493 [ ] X 64" 2DR KIT	\$1,110.00 / EA	\$1,079.00 / EA
CCD-1-493 [ ] X 72" 2DR KIT	\$1,110.00 / EA	\$1,079.00 / EA
CCD-1-493 [ ] X 76" 2DR KIT	\$1,171.00 / EA	\$1,135.00 / EA
CCD-1-493 [ ] X 84" 2DR KIT	\$1,171.00 / EA	\$1,135.00 / EA
CCD-1-493 [ ] X 96" 2DR KIT	\$1,207.00 / EA	\$1,171.00 / EA
CCD-1-493 [ ] X 108" 2DR KIT	\$1,268.00 / EA	\$1,227.00 / EA
CCD-1-493 [ ] X 120" 2DR KIT	\$1,303.00 / EA	\$1,262.00 / EA
CCD-1-493 [ ] X 144" 2DR KIT	\$1,400.00 / EA	\$1,354.00 / EA

# CC-400 Series

Prices effective Feb 1, 2024

All kits below with CC-1 Catch 'N' Close Closing Devices are for applications with door weight up to 150 lbs. [68 kg].  
For applications with a door weight of 75 lbs. [34 kg] or less, please specify -75 kit instead of the -1.




## CCD-1-410-38 [ ] Series

For 1 3/8 in [34.9 mm] doors only

### Complete kits for 2 door opening

Each kit includes one CC-538 Double Track x kit size (2 x door width), four CC-410 Zero Clearance Catch 'N' Close Hangers, four CC-1 Catch 'N' Close Closing Devices, four CC-100 Catch 'N' Close In-Track Stops, and guide system based on suffix ID option, complete with necessary fasteners.



**-W**

Includes two C-914 Guide Channels x door width (half of kit size) and one C-913D-138 Bypass Double Guide  
E.g. CCD-1-410-38-W X 72" 2DR KIT



**-B**

Includes two C-201 Guide Channels x door width (half of kit size) and one C-200D-138 Bypass Double Guide  
E.g. CCD-1-410-38-B X 72" 2DR KIT

CCD-1-410-38 [ ] X 48" 2DR KIT	\$1,234.00 / EA	\$1,209.00 / EA
CCD-1-410-38 [ ] X 60" 2DR KIT	\$1,295.00 / EA	\$1,265.00 / EA
CCD-1-410-38 [ ] X 64" 2DR KIT	\$1,331.00 / EA	\$1,300.00 / EA
CCD-1-410-38 [ ] X 72" 2DR KIT	\$1,331.00 / EA	\$1,300.00 / EA
CCD-1-410-38 [ ] X 76" 2DR KIT	\$1,392.00 / EA	\$1,356.00 / EA
CCD-1-410-38 [ ] X 84" 2DR KIT	\$1,392.00 / EA	\$1,356.00 / EA
CCD-1-410-38 [ ] X 96" 2DR KIT	\$1,427.00 / EA	\$1,392.00 / EA
CCD-1-410-38 [ ] X 108" 2DR KIT	\$1,489.00 / EA	\$1,448.00 / EA
CCD-1-410-38 [ ] X 120" 2DR KIT	\$1,524.00 / EA	\$1,483.00 / EA
CCD-1-410-38 [ ] X 144" 2DR KIT	\$1,621.00 / EA	\$1,575.00 / EA

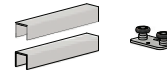


## CCD-1-493-38 [ ] Series

For 1 3/8 in [34.9 mm] doors only

### Complete kits for 2 door opening

Each kit includes one CC-538 Double Track x kit size (2 x door width), four CC-493 Easy Connect Catch 'N' Close Hangers, four CC-1 Catch 'N' Close Closing Devices, four CC-100 Catch 'N' Close In-Track Stops, and guide system based on suffix ID option, complete with necessary fasteners.



**-W**

Includes two C-914 Guide Channels x door width (half of kit size) and one C-913D-138 Bypass Double Guide  
E.g. CCD-1-493-38-W X 72" 2DR KIT



**-B**

Includes two C-201 Guide Channels x door width (half of kit size) and one C-200D-138 Bypass Double Guide  
E.g. CCD-1-493-38-B X 72" 2DR KIT

CCD-1-493-38 [ ] X 48" 2DR KIT	\$1,013.00 / EA	\$988.00 / EA
CCD-1-493-38 [ ] X 60" 2DR KIT	\$1,075.00 / EA	\$1,044.00 / EA
CCD-1-493-38 [ ] X 64" 2DR KIT	\$1,110.00 / EA	\$1,079.00 / EA
CCD-1-493-38 [ ] X 72" 2DR KIT	\$1,110.00 / EA	\$1,079.00 / EA
CCD-1-493-38 [ ] X 76" 2DR KIT	\$1,171.00 / EA	\$1,135.00 / EA
CCD-1-493-38 [ ] X 84" 2DR KIT	\$1,171.00 / EA	\$1,135.00 / EA
CCD-1-493-38 [ ] X 96" 2DR KIT	\$1,207.00 / EA	\$1,171.00 / EA
CCD-1-493-38 [ ] X 108" 2DR KIT	\$1,268.00 / EA	\$1,227.00 / EA
CCD-1-493-38 [ ] X 120" 2DR KIT	\$1,303.00 / EA	\$1,262.00 / EA
CCD-1-493-38 [ ] X 144" 2DR KIT	\$1,400.00 / EA	\$1,354.00 / EA



# CC-400 Series

Prices effective Feb 1, 2024

## Replacement One or Two Door Hardware

<b>CC-1-410 X 1DR HDWE</b> Includes two CC-410 Zero Clearance Catch 'N' Close Hangers, two CC-1 Catch 'N' Close Closing Devices and two CC-100 Catch 'N' Close In-Track Stops, complete with necessary fasteners.	\$490.00 / EA	<b>CC-1-493 X 1DR HDWE</b> Includes two CC-493 Easy Connect Catch 'N' Close Hangers, two CC-1 Catch 'N' Close Closing Devices and two CC-100 Catch 'N' Close In-Track Stops, complete with necessary fasteners.	\$380.00 / EA
<b>CC-1-410 X 2DR HDWE</b> Includes four CC-410 Zero Clearance Catch 'N' Close Hangers, four CC-1 Catch 'N' Close Closing Devices and four CC-100 Catch 'N' Close In-Track Stops, complete with necessary fasteners.	\$980.00 / EA	<b>CC-1-493 X 2DR HDWE</b> Includes four CC-493 Easy Connect Catch 'N' Close Hangers, four CC-1 Catch 'N' Close Closing Devices and four CC-100 Catch 'N' Close In-Track Stops, complete with necessary fasteners.	\$759.00 / EA
<b>CC-1-410-38B X 2DR HDWE</b> Includes four CC-410 Zero Clearance Catch 'N' Close Hangers, four CC-1 Catch 'N' Close Closing Devices, four CC-100 Catch 'N' Close In-Track Stops and one C-200D-138 Bypass Double Guide, complete with necessary fasteners.	\$1,026.00 / EA	<b>CC-1-493-38B X 2DR HDWE</b> Includes four CC-493 Easy Connect Catch 'N' Close Hangers, four CC-1 Catch 'N' Close Closing Devices, four CC-100 Catch 'N' Close In-Track Stops and one C-200D-138 Bypass Double Guide, complete with necessary fasteners.	\$805.00 / EA
<b>CC-1-410-38W X 2DR HDWE</b> Includes four CC-410 Zero Clearance Catch 'N' Close Hangers, four CC-1 Catch 'N' Close Closing Devices, four CC-100 Catch 'N' Close In-Track Stops and one C-913D-138 Bypass Double Guide, complete with necessary fasteners.	\$1,041.00 / EA	<b>CC-1-493-38W X 2DR HDWE</b> Includes four CC-493 Easy Connect Catch 'N' Close Hangers, four CC-1 Catch 'N' Close Closing Devices, four CC-100 Catch 'N' Close In-Track Stops and one C-913D-138 Bypass Double Guide, complete with necessary fasteners.	\$820.00 / EA
<b>CC-1-410B X 1DR HDWE</b> Includes two CC-410 Zero Clearance Catch 'N' Close Hangers, two CC-1 Catch 'N' Close Closing Devices, two CC-100 Catch 'N' Close In-Track Stops and one C-200 Floor Guide, complete with necessary fasteners.	\$503.00 / EA	<b>CC-1-493B X 1DR HDWE</b> Includes two CC-493 Easy Connect Catch 'N' Close Hangers, two CC-1 Catch 'N' Close Closing Devices, two CC-100 Catch 'N' Close In-Track Stops and one C-200 Floor Guide, complete with necessary fasteners.	\$393.00 / EA
<b>CC-1-410B X 2DR HDWE</b> Includes four CC-410 Zero Clearance Catch 'N' Close Hangers, four CC-1 Catch 'N' Close Closing Devices, four CC-100 Catch 'N' Close In-Track Stops and one C-200D-134 Bypass Double Guide, complete with necessary fasteners.	\$1,026.00 / EA	<b>CC-1-493B X 2DR HDWE</b> Includes four CC-493 Easy Connect Catch 'N' Close Hangers, four CC-1 Catch 'N' Close Closing Devices, four CC-100 Catch 'N' Close In-Track Stops and one C-200D-134 Bypass Double Guide, complete with necessary fasteners.	\$805.00 / EA
<b>CC-1-410W X 1DR HDWE</b> Includes two CC-410 Zero Clearance Catch 'N' Close Hangers, two CC-1 Catch 'N' Close Closing Devices, two CC-100 Catch 'N' Close In-Track Stops and one C-913 Floor Guide, complete with necessary fasteners.	\$525.00 / EA	<b>CC-1-493W X 1DR HDWE</b> Includes two CC-493 Easy Connect Catch 'N' Close Hangers, two CC-1 Catch 'N' Close Closing Devices, two CC-100 Catch 'N' Close In-Track Stops and one C-913 Floor Guide, complete with necessary fasteners.	\$414.00 / EA
<b>CC-1-410W X 2DR HDWE</b> Includes four CC-410 Zero Clearance Catch 'N' Close Hangers, four CC-1 Catch 'N' Close Closing Devices, four CC-100 Catch 'N' Close In-Track Stops and one C-913D-134 Bypass Double Guide, complete with necessary fasteners.	\$1,041.00 / EA	<b>CC-1-493W X 2DR HDWE</b> Includes four CC-493 Easy Connect Catch 'N' Close Hangers, four CC-1 Catch 'N' Close Closing Devices, four CC-100 Catch 'N' Close In-Track Stops and one C-913D-134 Bypass Double Guide, complete with necessary fasteners.	\$820.00 / EA

### Weight Capacity Note

All kits above with CC-1 Catch 'N' Close Closing Devices are for applications with door weight up to 150 lbs. [68 kg]. For applications with a door weight of 75 lbs. [34 kg] or less, specify the CC-75-493 for the hardware instead of the CC-1.

## Individual Products

### Tracks

<b>CC-404 Top Mount Track</b> Extruded aluminum		\$18.65 / FT	<b>CC-500 Double Track</b> Extruded aluminum		\$35.40 / FT
<b>CC-404 Top Mount Track C.A.</b> Clear anodized extruded aluminum		\$26.15 / FT	<b>CC-500 Double Track C.A.</b> Clear anodized extruded aluminum		\$49.60 / FT
<b>CC-404 Top Mount Track BL.A.</b> Black anodized extruded aluminum		\$34.55 / FT	<b>CC-500 Double Track BL.A.</b> Black anodized extruded aluminum		\$65.50 / FT
<b>CC-408 Side Mount Track C.A.</b> Clear anodized extruded aluminum		\$32.55 / FT	<b>CC-538 Double Track</b> Extruded aluminum		\$35.40 / FT
<b>CC-408 Side Mount Track BL.A.</b> Black anodized extruded aluminum		\$52.10 / FT	<b>CC-538 Double Track C.A.</b> Clear anodized extruded aluminum		\$49.60 / FT
			<b>CC-538 Double Track BL.A.</b> Black anodized extruded aluminum		\$65.50 / FT

# CC-400 Series

Prices effective Feb 1, 2024

## Fascia and End Caps

For use with CC-404 Top Mount Track, CC-500 or CC-538 Double Track only

CC-440 Fascia C.A.  
Clear anodized extruded aluminum



\$19.50 / FT

CC-440 Fascia BL.A.  
Black anodized extruded aluminum

\$31.20 / FT

For use with CC-404 Top Mount Track only, no Fascia

CC-441 End Cap C.A. Pair  
Clear anodized extruded aluminum



\$95.70 / SET

CC-441 End Cap BL.A. Pair  
Black anodized extruded aluminum

\$177.10 / SET

For use with CC-404 Top Mount Track and one (1) CC-440 Fascia only

CC-442 End Cap C.A. Pair  
Clear anodized extruded aluminum



\$104.50 / SET

CC-442 End Cap BL.A. Pair  
Black anodized extruded aluminum

\$193.40 / SET

For use with CC-404 Top Mount Track and two (2) CC-440 Fascia only

CC-443 End Cap C.A. Pair  
Clear anodized extruded aluminum



\$108.10 / SET

CC-443 End Cap BL.A. Pair  
Black anodized extruded aluminum

\$200.00 / SET

For use with CC-408 Side Mount Track only

CC-470 Low Profile Fascia C.A.  
Clear anodized extruded aluminum



\$22.35 / FT

CC-470 Low Profile Fascia BL.A.  
Black anodized extruded aluminum

\$35.80 / FT

For use with CC-408 Side Mount Track, and CC-470 Fascia combination only

CC-471 End Cap C.A. Pair  
Clear anodized extruded aluminum



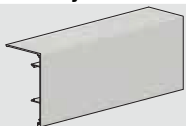
\$103.50 / SET

CC-471 End Cap BL.A. Pair  
Black anodized extruded aluminum

\$191.50 / SET

For use with CC-408 Side Mount Track only

CC-480 Fascia C.A.  
Clear anodized extruded aluminum




\$31.15 / FT

CC-480 Fascia BL.A.  
Black anodized extruded aluminum

\$49.85 / FT

For use with CC-408 Side Mount Track only, no Fascia

CC-481 End Cap C.A. Pair  
Clear anodized extruded aluminum



\$97.20 / SET

CC-481 End Cap BL.A. Pair  
Black anodized extruded aluminum

\$179.90 / SET

For use with CC-408 Side Mount Track, and CC-480 Fascia combination only

CC-482 End Cap C.A. Pair  
Clear anodized extruded aluminum



\$78.20 / SET

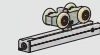
CC-482 End Cap BL.A. Pair  
Black anodized extruded aluminum

\$144.70 / SET

## Hangers

Complete with built-in trigger and screws

CC-410 Zero Clearance  
Catch 'N' Close Hanger



\$140.70 / EA

CC-410 Zero Clearance  
Catch 'N' Close Hanger Black  
c/w black end cap

\$167.15 / EA

CC-493 Easy Connect  
Catch 'N' Close Hanger



\$76.30 / EA

## Stops

Must be used with CC-1 or CC-75 Catch 'N' Close Closing Devices

CC-100 Catch 'N' Close In-Track Stop



\$30.35 / EA

CC-100 Catch 'N' Close In-Track Stop BL.A.  
Black anodized finish

\$56.15 / EA

## Catch 'N' Close Closing Devices

Must be used with CC-100 Catch 'N' Close In-Track Stop.

CC-1 Catch 'N' Close Closing Device  
For use with doors up to 150 lbs. [68 kg].



\$114.75 / EA

CC-75 Catch 'N' Close Closing Device  
For use with doors up to 75 lbs. [34 kg].

\$114.75 / EA

## Door Guide Systems

C-912 Adjustable Guide  
Complete with screws



\$94.45 / EA

C-913 Floor Guide  
Complete with screws



\$40.05 / EA

C-913D-134 Bypass Double Guide  
For 1 3/4 in [44.5 mm] thick door applications, for track center to center spacing = 2 1/8 in [53.9 mm]



\$70.95 / EA

C-913D-138 Bypass Double Guide  
For 1 3/8 in [34.9 mm] thick door applications, for track center to center spacing = 1 3/4 in [44.5 mm]



\$70.95 / EA

CSM-913 Side Mount Guide  
For CC-408 Side Mount Track applications, complete with screws



\$61.20 / EA

C-914 Guide Channel  
Screws for mounting are not included.



\$12.90 / FT

C-200 Floor Guide  
Complete with screws



\$14.70 / EA

C-200D-134 Bypass Double Guide  
For 1 3/4 in [44.5 mm] thick door applications, for track center to center spacing = 2 1/8 in [53.9 mm].



\$53.00 / EA

C-200D-138 Bypass Double Guide  
For 1 3/8 in [34.9 mm] thick door applications, for track center to center spacing = 1 3/4 in [44.5 mm]



\$53.00 / EA

CSM-200 Side Mount Guide  
Complete with screws For CC-408 Side Mount Track applications.



\$40.50 / EA

C-201 Guide Channel  
Screws for mounting are not included.




\$10.35 / FT

# Glass Hanger Series

Prices effective Feb 1, 2024

## CCGH Catch 'N' Close Individual Products


### Catch 'N' Close Tracks

CC-904 Top Mount Track C.A.  
Clear anodized extruded aluminum  \$39.00 / FT

CC-904 Top Mount Track BL.A.  
Black anodized extruded aluminum \$51.55 / FT

CC-905 Flush Mount Ceiling Track C.A.  
Clear anodized extruded aluminum  \$41.30 / FT

CC-905 Flush Mount Ceiling Track BL.A.  
Black anodized extruded aluminum \$66.10 / FT

CC-908 Side Mount Track C.A.  
Clear anodized extruded aluminum  \$45.90 / FT

CC-908 Side Mount Track BL.A.  
Black anodized extruded aluminum \$73.45 / FT


### Fascia and End Caps

See page S26 for options.

**When ordering glass hardware, fill the [ ] with one of following suffix codes to specify glass thickness**  
 -038 = for 3/8 in [10 mm] thick glass  
 -012 = for 1/2 in [12 mm] thick glass  
 E.g. CCGH-012 Glass Hanger for 1/2 in [12 mm] glass

### Catch 'N' Close Hangers

Complete with built-in trigger and necessary fasteners. Two hangers per door required.

CCGH-[ ] C.A. Glass Catch 'N' Close Hanger  
Clear anodized finish  \$455.00 / EA

CCGH-[ ] BL.A. Glass Catch 'N' Close Hanger  
Black anodized finish \$728.00 / EA


### Glass Guide Systems

Complete with screws

CGGS-[ ] Stationary Glass Floor Guide  
Clear anodized finish  \$172.00 / EA


CGGS-[ ]-BP Stationary Glass Floor Guide  
Black anodized finish \$233.00 / EA

Bottom Glass Door Guide with C-913 Roller Guide for use with C-914 Guide Channel recessed in or mounted on floor, complete with necessary fasteners.

CGGHD-[ ] C.A. Guide  
Clear anodized finish  \$373.00 / EA


CGGHD-[ ] BL.A. Guide  
Black anodized finish \$596.80 / EA

Screws for mounting guide channel are not included.

C-914 Guide Channel C.A.  
Clear anodized extruded aluminum  \$18.10 / FT


C-914 Guide Channel BL.A.  
Black anodized extruded aluminum \$23.90 / FT

Bottom Glass Door Guide with C-200 Guide for use with C-200 Series Guide Channels or Guide Thresholds recessed in or mounted on floor. See page S65 for more options, complete with necessary fasteners.

CGG-[ ] C.A. Guide  
Clear anodized finish  \$347.00 / EA

CGG-[ ] BL.A. Guide  
Black anodized finish \$555.20 / EA

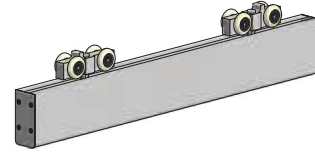
Screws for mounting guide channel are not included.

C-201 Guide Channel C.A.  
Clear anodized extruded aluminum  \$14.50 / FT

C-201 Guide Channel BL.A.  
Black anodized extruded aluminum \$19.15 / FT

### Continuous Catch 'N' Close Hangers

Complete with built-in triggers and necessary fasteners. Specify continuous hanger length when ordering. E.g. For a 36 in [914 mm] wide x 1/2 in [50.8 mm] thick glass door, specify as follows: CCGH-012C x 36"



CCGH-[ ] C X 36" C.A.  
Continuous Glass Catch 'N' Close Hanger  
Clear anodized finish \$1,495.00 / EA

CCGH-[ ] C X 36" BL.A.  
Continuous Glass Catch 'N' Close Hanger  
Black anodized finish \$2,392.00 / EA

CCGH-[ ] C X 48" C.A.  
Continuous Glass Catch 'N' Close Hanger  
Clear anodized finish \$1,728.00 / EA

CCGH-[ ] C X 48" BL.A.  
Continuous Glass Catch 'N' Close Hanger  
Black anodized finish \$2,764.80 / EA


CCGH-[ ] C X 72" C.A.  
Continuous Glass Catch 'N' Close Hanger  
Clear anodized finish \$2,325.00 / EA

CCGH-[ ] C X 72" BL.A.  
Continuous Glass Catch 'N' Close Hanger  
Black anodized finish \$3,720.00 / EA

For odd sizes, use next size up and specify size when ordering. Contact Customer Service for doors wider than 72 in [1828.8 mm].

### Stops

Must be used with CC-2 or CC-3 Catch 'N' Close Closing Devices.

CC-101HD Catch 'N' Close In-Track Stop  \$45.40 / EA

CC-101HD Catch 'N' Close In-Track Stop BL.A.  
Black anodized finish \$84.00 / EA

### Catch 'N' Close Closing Devices

Must be used with CC-101HD Catch 'N' Close In-Track Stop

CC-2 Catch 'N' Close Closing Device  
For use with doors up to 200 lbs. [90 kg]  \$162.35 / EA

CC-3 Catch 'N' Close Closing Device  
For use with doors up to 300 lbs. [136 kg] \$162.35 / EA

### Continuous Glass Guide Systems

See pages S35-S36 for options.

### Crowder Glass Come-Along Systems



Contact Customer Service for details and pricing.

# Glass Hanger Series

Prices effective Feb 1, 2024

## CGH Individual Products

### Tracks

C-104 Top Mount Track C.A. Clear anodized extruded aluminum		\$21.95 / FT
C-104 Top Mount Track BL.A. Black anodized extruded aluminum		\$29.00 / FT
C-108 Side Mount Track C.A. Clear anodized extruded aluminum		\$33.50 / FT
C-108 Side Mount Track BL.A. Black anodized extruded aluminum		\$53.60 / FT

### Fascia and End Caps

See page S47 for options.

**When ordering glass hardware, fill the [ ] with one of following suffix codes to specify glass thickness**

-038 = for 3/8 in [10 mm] thick glass

-012 = for 1/2 in [12 mm] thick glass

E.g. CGH-012 Glass Hanger for 1/2 in [12 mm] glass

### Hangers

Complete with necessary fasteners. Two hangers per door required.




CGH-[ ] C.A. Glass Hanger Clear anodized finish		\$401.00 / EA
CGH-[ ] BL.A. Glass Hanger Black anodized finish		\$641.60 / EA

### Glass Guide Systems

Complete with screws

CGGS-[ ] Stationary Glass Floor Guide Clear anodized finish		\$172.00 / EA
CGGS-[ ]-BP Stationary Glass Floor Guide Black anodized finish		\$233.00 / EA
Bottom Glass Door Guide with C-913 Roller Guide for use with C-914 Guide Channel recessed in or mounted on floor. Complete with necessary fasteners.		
CGGHD-[ ] C.A. Guide Clear anodized finish		\$373.00 / EA
CGGHD-[ ] BL.A. Guide Black anodized finish		\$596.80 / EA

Screws for mounting guide channel are not included.

C-914 Guide Channel C.A. Clear anodized extruded aluminum		\$18.10 / FT
C-914 Guide Channel BL.A. Black anodized extruded aluminum		\$23.90 / FT
Bottom Glass Door Guide with C-200 Guide for use with C-200 Series Guide Channels or Guide Thresholds recessed in or mounted on floor See page S65 for options. Complete with necessary fasteners.		
CGG-[ ] C.A. Guide Clear anodized finish		\$347.00 / EA
CGG-[ ] BL.A. Guide Black anodized finish		\$555.20 / EA
Screws for mounting guide channel are not included.		
C-201 Guide Channel C.A. Clear anodized extruded aluminum		\$14.50 / FT
C-201 Guide Channel BL.A. Black anodized extruded aluminum		\$19.15 / FT

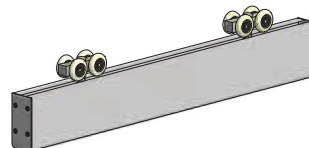
### Continuous Hangers





Complete with necessary fasteners.

Specify Continuous Hanger Length when ordering.

E.g. For a 36 in [914 mm] wide x 1/2 in [50.8 mm] thick glass door, specify as follows:

CGH-012C x 36"



CGH-[ ]C X 36" C.A. Continuous Glass Hanger Clear anodized finish		\$1,358.00 / EA
CGH-[ ]C X 36" BL.A. Continuous Glass Hanger Black anodized finish		\$2,172.80 / EA
CGH-[ ]C X 48" C.A. Continuous Glass Hanger Clear anodized finish		\$1,582.00 / EA
CGH-[ ]C X 48" BL.A. Continuous Glass Hanger Black anodized finish		\$2,531.20 / EA
CGH-[ ]C X 72" C.A. Continuous Glass Hanger Clear anodized finish		\$2,119.00 / EA
CGH-[ ]C X 72" BL.A. Continuous Glass Hanger Black anodized finish		\$3,390.40 / EA
For odd sizes, use next size up and specify size when ordering. Contact Customer Service for doors wider than 72 in [1828.8 mm].		
<b>Stops</b>		
Compatible with C-104 and C-108, complete with screws		
C-100HD In-Track Stop		\$29.55 / EA
C-100HD In-Track Stop BL.A. Black anodized finish		\$54.70 / EA
C-101HD In-Track Stop		\$46.20 / EA
CAS-1R Reverse End Stop		\$46.85 / EA
CDC-1048 Catch/Spring only Must be used with a Stop from above		\$32.50 / EA

### Continuous Glass Guide Systems

See page S35-S36 for options.

### Crowder Glass Come-Along Systems

Contact Customer Service for details and pricing.


# Custom Systems

Prices effective Feb 1, 2024

## Crowder Curve

All curved tracks and guide channels are custom priced, purchased, and fabricated upon request. Contact Customer Service for pricing. Provide the following information when requesting for curved pricing:

- Door weight(s)
- Door width(s)
- Door thickness(es)
- Number of doors
- Radius to centerline of track/door
- Track to be top mounted or side mounted
- If side mounted, specify if the track is mounted on the concave or convex surface of the curved wall



### Tracks that can be curved

CFT-200 Flat Track - Black finish or stainless steel

CRT-100 Round Bar Track - Black finish or stainless steel

C-104 Top Mount Track - Extruded aluminum

C-108 Side Mount Track - Extruded aluminum

### Hangers that can be used with above

CFT-201 Top Mount Hanger - Black finish or stainless steel

CFT-202 Strap Mount Hanger - Black finish or stainless steel

CRT-101 Top Mount Hanger - Black finish or stainless steel

CRT-102 Strap Mount Hanger - Black finish or stainless steel

C-994 Hanger

C-993 Easy Connect Hanger

C-818HD Hanger

### Guide channels that can be curved

C-914 Guide Channel - Extruded aluminum

### Guides that can be used with above

C-912 Adjustable Guide


C-913 Floor/Roller Guide


C-913SL Spring Loaded Guide


## Crowder Exterior

C-104 Track C.A.  \$21.95 / FT  
Clear anodized extruded aluminum

C-108 Track C.A.  \$33.50 / FT  
Clear anodized extruded aluminum

C-998-SS Hanger  \$741.00 / EA  
Use with C-104 or C-108 Track only

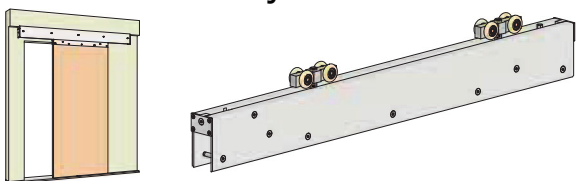
CAS-1EXT  \$75.00 / EA  
Compatible with C-104 and C-108, complete with screws

C-916 Guide Channel  \$14.70 / FT  
Screws for mounting guide channel are not included.

C-915-2-SS Double Roller Floor Guide  \$175.90 / EA  
Complete with screws

C-915-4-SS Double Roller Floor Guide  \$398.25 / EA  
Complete with screws

## Crowder Security

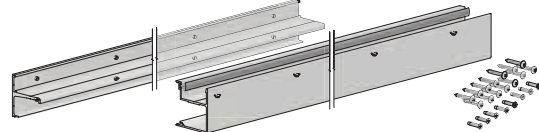


**Note:** This system is provided for special applications. Contact Customer Service for approval drawings based on job requirements, product numbers and pricing information.

## Crowder Strike

For 1 3/4 in [44.5 mm] thick doors only. Contact Customer Service for other thicknesses. Compatible with the following Track and Hardware Series, purchased separately:

- CCSF-998 Series (see page S23)
- CCSF-993 Series (see page S24)
- CCSF-810 Series (see page S22)
- CCSF-493 Series (see page S28)
- CCS-410 Series + CC-480 Fascia and CC-482 End Caps (see pages S27 + S32)
- C-998-110-CA Series (see page S43)
- C-994-110-CA Series (see page S43)
- C-993-110-CA Series (see page S43)
- C-911-110-CA Series (see page S43)
- C-818HD-110-CA Series (see page S44)
- C-810-110-CA Series (see page S44)
- C-106-4-110-CA Series (see page S44)



Complete with mounting holes on base and cover, strike prep **not** included

C-CWS-134-CA X 2150 mm Left Hand \$693.00 / EA

C-CWS-134-CA X 2150 mm Right Hand \$693.00 / EA

C-CWS-134-CA X 96" Left Hand \$747.00 / EA

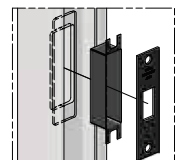
C-CWS-134-CA X 96" Right Hand \$747.00 / EA

C-CWS-134-CA X 120" Left Hand \$854.00 / EA

C-CWS-134-CA X 120" Right Hand \$854.00 / EA

### [CSP] = Crowder C-80/C-90 Lock Strike Plate and Dust Proof Box Prep:

The following kits are complete with mounting holes on base and cover and prepped for C-80/C-90 series Strike Plate and Dust Proof Box @ 41 1/2 in [1054 mm] from floor to center of Strike. Can be cut on site as required. Locksets include strike and dust proof boxes purchased separately, see DLP section



C-CWS-134-CSP-CA X 2150 mm Left Hand \$923.00 / EA

C-CWS-134-CSP-CA X 2150 mm Right Hand \$923.00 / EA

C-CWS-134-CSP-CA X 96" Left Hand \$977.00 / EA

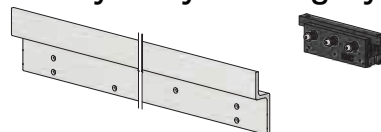
C-CWS-134-CSP-CA X 96" Right Hand \$977.00 / EA

C-CWS-134-CSP-CA X 120" Left Hand \$1,084.00 / EA

C-CWS-134-CSP-CA X 120" Right Hand \$1,084.00 / EA

Contact Customer Service for custom strike preps.

## Heavy-Duty Braking System

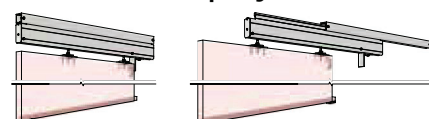


**Note:** This system is provided for special applications. Contact Customer Service for product numbers and pricing information.

## Sound Sealing for Sliding Doors

**Note:** Refer to the Weatherstripping and Automatic Door Bottom sections of this price list for product information and pricing. Contact Customer Service for assistance with sound sealing sliding door systems.

## Crowder Display



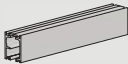
**Note:** This system is provided for special applications. Contact Customer Service for product numbers and pricing information.




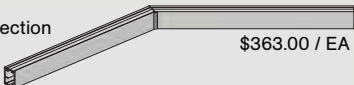
## Crowder Stack


Submit Crowder Stack Application Form and/or CST-700 shop drawing provided by KN Crowder when ordering. CST-700 shop drawing will be provided for approval prior to fabrication.

### Tracks

**CST-700 Stacking Track**  
Extruded aluminum  \$31.05 / FT


**CST-701 90 Degree Corner Section**  
Extruded aluminum, welded section, 24 in [609 mm] x 24 in [609 mm]  \$363.00 / EA

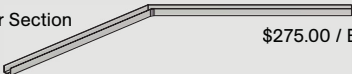
**CST-702 45 Degree Corner Section**  
Extruded aluminum, welded section, 24 in [609 mm] x 24 in [609 mm]  \$363.00 / EA

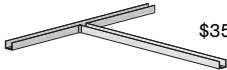
**CST-703 90 Degree "T" Section**  
Extruded aluminum, welded section, 24 in [609 mm] x 24 in [609 mm]  \$417.00 / EA

### Guide Channels


**CST-714 Guide Channel**  
Extruded aluminum  \$12.90 / FT

**CST-721 90 Degree Corner Section**  
Extruded aluminum, welded section, 24 in [609 mm] x 24 in [609 mm]  \$275.00 / EA


**CST-722 45 Degree Corner Section**  
Extruded aluminum, welded section, 24 in [609 mm] x 24 in [609 mm]  \$275.00 / EA


**CST-723 90 Degree "T" Section**  
Extruded aluminum, welded section, 24 in [609 mm] x 24 in [609 mm]  \$350.00 / EA

### Hanger, Guide and Hardware

**CST-709 Track Spline**  
Complete with set screws, two per joint required  \$65.00 / EA

**CST-710 Stacking Hanger**  
Complete with top plate screws  \$320.00 / EA


**CST-912 Adjustable Guide**  
Complete with screws  \$94.45 / EA

**CST-100 In-Track Stop**  
Compatible with CST-700 track only, complete with screws  \$29.90 / EA

## Crowder Come-Along

Tracks, hangers, guide systems and stops are **not** included with come-along sets listed below. Crowder Come-Along System will work with multiple series. Contact Customer Service for 2 1/4 in [57.1 mm] thick doors or other thicknesses.


### For 1 3/8 in [34.9 mm] thick doors, up to 200 lbs. [90 kg] each:

**CA-138-2 Come-Along Set**  
Suitable for two doors, complete with necessary fasteners  \$109.50 / EA

**CA-138-3 Come-Along Set**  
Suitable for three doors, complete with necessary fasteners \$166.85 / EA


**CA-138-4 Come-Along Set**  
Suitable for four doors, complete with necessary fasteners  
Recommended to keep doors under 150 lbs. [68 kg] each for 4 doors or more \$224.20 / EA

**CA-138-5 Come-Along Set**  
Suitable for five doors, complete with necessary fasteners  
Recommended to keep doors under 150 lbs. [68 kg] each for 5 doors or more \$281.55 / EA

**CA-200-138 Come-Along Side Mount Guide**  
For use with C-201 Guide Channel, complete with screws  \$40.50 / EA

**CA-913-138 Come-Along Side Mount Guide**  
For use with C-914 Guide Channel, complete with screws  \$61.20 / EA


### For 1 3/4 in [44.5 mm] thick doors, up to 200 lbs. [90 kg] each:

**CA-134-2 Come-Along Set**  
Suitable for two doors, complete with necessary fasteners  \$109.50 / EA

**CA-134-3 Come-Along Set**  
Suitable for three doors, complete with necessary fasteners \$166.85 / EA

**CA-134-4 Come-Along Set**  
Suitable for four doors, complete with necessary fasteners  
Recommended to keep doors under 150 lbs. [68 kg] each for 4 doors or more \$224.20 / EA

**CA-134-5 Come-Along Set**  
Suitable for five doors, complete with necessary fasteners  
Recommended to keep doors under 150 lbs. [68 kg] each for 5 doors or more \$281.55 / EA

**CA-200-134 Come-Along Side Mount Guide**  
For use with C-201 Guide Channel, complete with screws  \$40.50 / EA


**CA-913-134 Come-Along Side Mount Guide**  
For use with C-914 Guide Channel, complete with screws  \$61.20 / EA

### For 1 3/4 in [44.5 mm] thick doors, up to 350 lbs. [158 kg] each:

**CA-134-2HD Heavy-Duty Come-Along Set**  
Suitable for two doors, complete with necessary fasteners  \$309.95 / EA

**CA-134-3HD Heavy-Duty Come-Along Set**  
Suitable for three doors, complete with necessary fasteners  
Recommended to keep doors under 300 lbs. [136 kg] each for 3 doors or more \$511.95 / EA

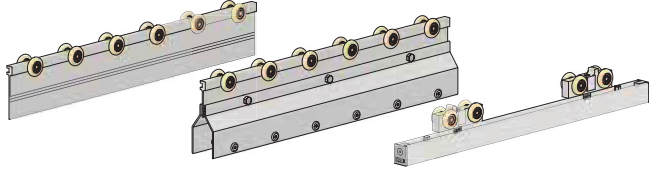
**CA-134-4HD Heavy-Duty Come-Along Set**  
Suitable for four doors, complete with necessary fasteners  
Recommended to keep doors under 250 lbs. [114 kg] each for 4 doors or more \$713.90 / EA

**CA-913-134-2HD Heavy-Duty Come-Along Side Mount Guide**  
For use with C-914 Guide Channel, complete with screws  \$185.60 / EA

# Custom Systems

Prices effective Feb 1, 2024

## Continuous Hanger



Available hangers: C-105-C, CC-105-C, C-107-C, CC-810-C, C-810-C  
Contact KN Crowder for pricing.

## Heavy-Duty Center Pivot

C-975 Top Mount Track C.A.  
Clear anodized extruded aluminum



\$23.20 / FT

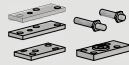
C-180HD Hanger  
Complete with top plate screws



\$852.00 / EA

## Trackless Pivots

CF-409 Heavy-Duty Trackless  
Pivot Kit  
Complete with necessary fasteners



\$192.80 / EA

CF-116 Medium-Light Duty  
Trackless Pivot Kit  
Complete with necessary fasteners



\$71.05 / EA

## Crowder Festoon and Curtain

C-182HD Heavy-Duty Curtain Hanger  
Use with C-104 or C-108 track only



\$151.90 / EA

CCH-1 Carpet Display Hanger  
Use with C-104 or C-108 track only




\$58.95 / EA

C-104 Top Mount Track  
Extruded aluminum



\$15.65 / FT

C-108 Side Mount Track C.A.  
Clear anodized extruded aluminum



\$33.50 / FT

CCH-2 Carpet Display Hanger  
Use with C-411 or C-412 track only



\$54.05 / EA

C-400 Top Mount Track  
Extruded aluminum



\$13.70 / FT

C-412 Side Mount Track C.A.  
Clear anodized extruded aluminum



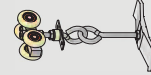
\$25.75 / FT

C-116-4 Hanger  
Use with C-104 or C-108 track only



\$70.00 / EA

C-416-4 Hanger  
Use with C-104 or C-108 track only



\$206.05 / EA

## Notes

---

---

---

---

---

---

---

---

---

---

---

---

---

---

---

---

---

---

---

---

---

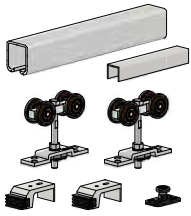
---

---

---

---





## C-995 Series

### Complete kits for 1 door opening

Each kit includes one C-204 Top Mount Track x kit size (2 x door width), two C-995 Hangers, two C-100HD In-Track Stops, one C-914 Guide Channel x door width (half of kit size), and one C-913 Floor Guide, complete with necessary fasteners

C-995 X 48" 1DR KIT	\$608.00 / EA
C-995 X 60" 1DR KIT	\$642.00 / EA
C-995 X 72" 1DR KIT	\$664.00 / EA
C-995 X 76" 1DR KIT	\$698.00 / EA
C-995 X 84" 1DR KIT	\$698.00 / EA
C-995 X 96" 1DR KIT	\$720.00 / EA
C-995 X 108" 1DR KIT	\$755.00 / EA
C-995 X 120" 1DR KIT <i>c/w C-913-2</i>	\$842.00 / EA
C-995 X 144" 1DR KIT <i>c/w C-913-2</i>	\$899.00 / EA


## Replacement One Door Hardware

<b>C-995 X 1DR HDWE</b> Includes two C-995 Hangers and two C-100HD In-Track Stops, complete with necessary fasteners	\$461.00 / EA
---	---------------


<b>C-995W X 1DR HDWE</b> Includes two C-995 Hangers, two C-100HD In-Track Stops, and one C-913 Floor Guide, complete with necessary fasteners	\$495.00 / EA
--	---------------

## Individual Products


### Tracks


<b>C-204 Top Mount Track</b> Extruded aluminum		\$21.65 / FT
---	--	--------------


### Track Mounts and Joiners


<b>C-205 Side Mount Bracket</b> Complete with one hole and lag screw To be discontinued, available while quantities last		\$38.50 / EA
--	---	--------------


### Stops

<b>C-100HD In-Track Stop</b> Compatible with C-204, complete with screws		\$29.55 / EA
---	---	--------------


<b>C-102HD Floor Stop</b> For doors up to 1 3/4 in [44.5 mm] thick only, complete with screws		\$175.10 / EA
--	---	---------------

<b>CAS-1 End Stop</b> Compatible with C-204, complete with screws		\$46.85 / EA
--	---	--------------

<b>CAS-1R (reverse) End Stop</b> Compatible with C-204, complete with screws		\$46.85 / EA
---	---	--------------


<b>CAS-2 Door Stop</b> Compatible with C-204, complete with screws		\$69.15 / EA
---	---	--------------


### Door Guide Systems

<b>C-913 Floor Guide</b> Complete with screws		\$40.05 / EA
--	---	--------------


<b>C-913-2 Double Roller Floor Guide</b> Complete with screws		\$117.40 / EA
--	---	---------------


<b>C-913-4 Quad Roller Floor Guide</b> Complete with screws		\$317.20 / EA
--	---	---------------

<b>CSM-913-2HD Heavy-Duty Side Mount Double Guide</b> Complete with screws, for side mount track applications		\$136.40 / EA
--	---	---------------

<b>C-914 Guide Channel</b> Screws for mounting guide channel are not included.		\$12.90 / FT
---	---	--------------

### Hangers


<b>C-205-4 Hanger</b> Complete with necessary fasteners		\$134.25 / EA
--	--	---------------

<b>C-205-8 Hanger</b> Complete with necessary fasteners		\$242.70 / EA
--	---	---------------

<b>C-205-C x [length] Continuous Hanger</b> Custom fabricated to full door width, complete with necessary fasteners.		Contact Customer Service
---	--	--------------------------

<b>C-206-4 Hanger</b> Complete with necessary fasteners		\$121.10 / EA
--	---	---------------

<b>C-207-4 Hanger</b> Complete with necessary fasteners		\$174.10 / EA
--	---	---------------

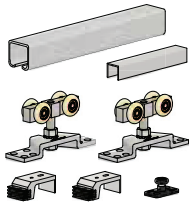
<b>C-207-8 Hanger</b> Complete with necessary fasteners		\$308.60 / EA
--	---	---------------

<b>C-207-C X [length] Continuous Hanger</b> Custom fabricated to full door width, complete with necessary fasteners.		Contact Customer Service
---	--	--------------------------

<b>C-995 Hanger</b> Complete with necessary fasteners		\$239.05 / EA
--	---	---------------

# C-104 Series

Prices effective Feb 1, 2024




## C-998 Series

### Complete kits for 1 door opening

Each kit includes one C-104 Top Mount Track x kit size (2 x door width), two C-998 Heavy-Duty Easy Connect Hangers, two C-100HD In-Track Stops, one C-914 Guide Channel x door width (half of kit size), and one C-913 Floor Guide, complete with necessary fasteners.

C-998 X 48" 1DR KIT	\$942.00 / EA
C-998 X 60" 1DR KIT	\$971.00 / EA
C-998 X 72" 1DR KIT	\$986.00 / EA
C-998 X 76" 1DR KIT	\$1,015.00 / EA
C-998 X 84" 1DR KIT	\$1,015.00 / EA
C-998 X 96" 1DR KIT	\$1,030.00 / EA
C-998 X 108" 1DR KIT	\$1,059.00 / EA
C-998 X 120" 1DR KIT <i>c/w C-913-2</i>	\$1,141.00 / EA
C-998 X 144" 1DR KIT <i>c/w C-913-2</i>	\$1,185.00 / EA

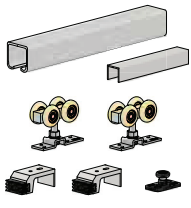


## C-994 Series

### Complete kits for 1 door opening

Each kit includes one C-104 Top Mount Track x kit size (2 x door width), two C-994 Hangers, two C-100HD In-Track Stops, one C-914 Guide Channel x door width (half of kit size), and one C-913 Floor Guide, complete with necessary fasteners.

C-994 X 48" 1DR KIT	\$522.00 / EA
C-994 X 60" 1DR KIT	\$551.00 / EA
C-994 X 72" 1DR KIT	\$566.00 / EA
C-994 X 76" 1DR KIT	\$595.00 / EA
C-994 X 84" 1DR KIT	\$595.00 / EA
C-994 X 96" 1DR KIT	\$611.00 / EA
C-994 X 108" 1DR KIT	\$639.00 / EA
C-994 X 120" 1DR KIT <i>c/w C-913-2</i>	\$721.00 / EA
C-994 X 144" 1DR KIT <i>c/w C-913-2</i>	\$765.00 / EA

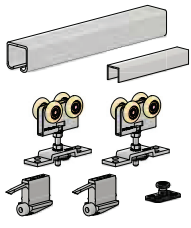


## C-993 Series

### Complete kits for 1 door opening

Each kit includes one C-104 Top Mount Track x kit size (2 x door width), two C-993 Easy Connect Hangers, two C-100HD In-Track Stops, one C-914 Guide Channel x door width (half of kit size), and one C-913 Floor Guide, complete with necessary fasteners.

C-993 X 48" 1DR KIT	\$475.00 / EA
C-993 X 60" 1DR KIT	\$503.00 / EA
C-993 X 72" 1DR KIT	\$519.00 / EA
C-993 X 76" 1DR KIT	\$548.00 / EA
C-993 X 84" 1DR KIT	\$548.00 / EA
C-993 X 96" 1DR KIT	\$563.00 / EA
C-993 X 108" 1DR KIT	\$592.00 / EA
C-993 X 120" 1DR KIT <i>c/w C-913-2</i>	\$674.00 / EA
C-993 X 144" 1DR KIT <i>c/w C-913-2</i>	\$718.00 / EA

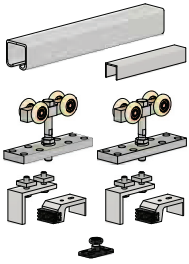


## C-911 Series

### Complete kits for 1 door opening

Each kit includes one C-104 Top Mount Track x kit size (2 x door width), two C-911 Quick Release Hangers, two CDC-911 Catch/Stops, one C-914 Guide Channel x door width (half of kit size), and one C-913 Floor Guide, complete with necessary fasteners.

C-911 X 48" 1DR KIT	\$343.00 / EA
C-911 X 60" 1DR KIT	\$372.00 / EA
C-911 X 72" 1DR KIT	\$387.00 / EA
C-911 X 76" 1DR KIT	\$416.00 / EA
C-911 X 84" 1DR KIT	\$416.00 / EA
C-911 X 96" 1DR KIT	\$431.00 / EA
C-911 X 108" 1DR KIT	\$460.00 / EA
C-911 X 120" 1DR KIT <i>c/w C-913-2</i>	\$542.00 / EA
C-911 X 144" 1DR KIT <i>c/w C-913-2</i>	\$586.00 / EA




## C-818HD Series

### Complete kits for 1 door opening

Each kit includes one C-104 Top Mount Track x kit size (2 x door width), two C-818HD Hangers, two CAS-2 Stops, one C-914 Guide Channel x door width (half of kit size), and one C-913 Floor Guide, complete with necessary fasteners.

C-818HD X 48" 1DR KIT	\$842.00 / EA
C-818HD X 60" 1DR KIT	\$870.00 / EA
C-818HD X 72" 1DR KIT	\$886.00 / EA
C-818HD X 76" 1DR KIT	\$914.00 / EA
C-818HD X 84" 1DR KIT	\$914.00 / EA
C-818HD X 96" 1DR KIT	\$930.00 / EA
C-818HD X 108" 1DR KIT	\$959.00 / EA
C-818HD X 120" 1DR KIT <i>c/w C-913-2</i>	\$1,040.00 / EA
C-818HD X 144" 1DR KIT <i>c/w C-913-2</i>	\$1,085.00 / EA

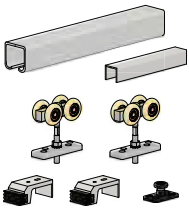


## C-810 Series

### Complete kits for 1 door opening

Each kit includes one C-104 Top Mount Track x kit size (2 x door width), two C-810 Zero Clearance Hangers, two C-100HD In-Track Stops, one C-914 Guide Channel x door width (half of kit size), and one C-913 Floor Guide, complete with necessary fasteners.

C-810 X 48" 1DR KIT	\$1,036.00 / EA
C-810 X 60" 1DR KIT	\$1,065.00 / EA
C-810 X 72" 1DR KIT	\$1,080.00 / EA
C-810 X 76" 1DR KIT	\$1,109.00 / EA
C-810 X 84" 1DR KIT	\$1,109.00 / EA
C-810 X 96" 1DR KIT	\$1,124.00 / EA
C-810 X 108" 1DR KIT	\$1,153.00 / EA
C-810 X 120" 1DR KIT <i>c/w C-913-2</i>	\$1,235.00 / EA
C-810 X 144" 1DR KIT <i>c/w C-913-2</i>	\$1,279.00 / EA



## C-106-4 Series

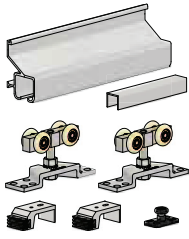
### Complete kits for 1 door opening

Each kit includes one C-104 Top Mount Track x kit size (2 x door width), two C-106-4 Hangers, two C-100HD In-Track Stops, one C-914 Guide Channel x door width (half of kit size), and one C-913 Floor Guide, complete with necessary fasteners.

C-106-4 X 48" 1DR KIT	\$316.00 / EA
C-106-4 X 60" 1DR KIT	\$344.00 / EA
C-106-4 X 72" 1DR KIT	\$360.00 / EA
C-106-4 X 76" 1DR KIT	\$389.00 / EA
C-106-4 X 84" 1DR KIT	\$389.00 / EA
C-106-4 X 96" 1DR KIT	\$404.00 / EA
C-106-4 X 108" 1DR KIT	\$433.00 / EA
C-106-4 X 120" 1DR KIT <i>c/w C-913-2</i>	\$515.00 / EA
C-106-4 X 144" 1DR KIT <i>c/w C-913-2</i>	\$559.00 / EA

# C-108 Series

Prices effective Feb 1, 2024

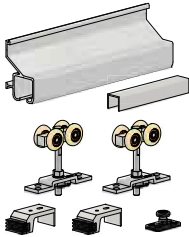


## C-998-108-CA Series

### Complete kits for 1 door opening

Each kit includes one C-108 Side Mount Track C.A. x kit size (2 x door width), two C-998 Heavy-Duty Easy Connect Hangers, two C-100HD In-Track Stops, one C-914 Guide Channel x door width (half of kit size), and one C-913 Floor Guide, complete with necessary fasteners.

C-998-108-CA X 48" 1DR KIT	\$1,013.00 / EA
C-998-108-CA X 60" 1DR KIT	\$1,060.00 / EA
C-998-108-CA X 72" 1DR KIT	\$1,093.00 / EA
C-998-108-CA X 76" 1DR KIT	\$1,140.00 / EA
C-998-108-CA X 84" 1DR KIT	\$1,140.00 / EA
C-998-108-CA X 96" 1DR KIT	\$1,173.00 / EA
C-998-108-CA X 108" 1DR KIT	\$1,220.00 / EA
C-998-108-CA X 120" 1DR KIT <i>c/w C-913-2</i>	\$1,319.00 / EA
C-998-108-CA X 144" 1DR KIT <i>c/w C-913-2</i>	\$1,399.00 / EA

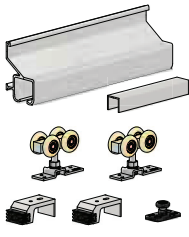


## C-994-108-CA Series

### Complete kits for 1 door opening

Each kit includes one C-108 Side Mount Track C.A. x kit size (2 x door width), two C-994 Hangers, two C-100HD In-Track Stops, one C-914 Guide Channel x door width (half of kit size), and one C-913 Floor Guide, complete with necessary fasteners.

C-994-108-CA X 48" 1DR KIT	\$594.00 / EA
C-994-108-CA X 60" 1DR KIT	\$640.00 / EA
C-994-108-CA X 72" 1DR KIT	\$674.00 / EA
C-994-108-CA X 76" 1DR KIT	\$720.00 / EA
C-994-108-CA X 84" 1DR KIT	\$720.00 / EA
C-994-108-CA X 96" 1DR KIT	\$753.00 / EA
C-994-108-CA X 108" 1DR KIT	\$800.00 / EA
C-994-108-CA X 120" 1DR KIT <i>c/w C-913-2</i>	\$900.00 / EA
C-994-108-CA X 144" 1DR KIT <i>c/w C-913-2</i>	\$980.00 / EA

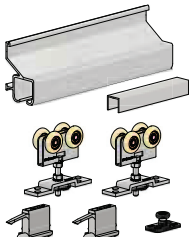


## C-993-108-CA Series

### Complete kits for 1 door opening

Each kit includes one C-108 Side Mount Track C.A. x kit size (2 x door width), two C-993 Easy Connect Hangers, two C-100HD In-Track Stops, one C-914 Guide Channel x door width (half of kit size), and one C-913 Floor Guide, complete with necessary fasteners.

C-993-108-CA X 48" 1DR KIT	\$546.00 / EA
C-993-108-CA X 60" 1DR KIT	\$593.00 / EA
C-993-108-CA X 72" 1DR KIT	\$626.00 / EA
C-993-108-CA X 76" 1DR KIT	\$673.00 / EA
C-993-108-CA X 84" 1DR KIT	\$673.00 / EA
C-993-108-CA X 96" 1DR KIT	\$706.00 / EA
C-993-108-CA X 108" 1DR KIT	\$752.00 / EA
C-993-108-CA X 120" 1DR KIT <i>c/w C-913-2</i>	\$852.00 / EA
C-993-108-CA X 144" 1DR KIT <i>c/w C-913-2</i>	\$932.00 / EA

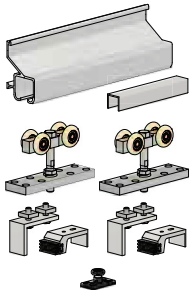


## C-911-108-CA Series

### Complete kits for 1 door opening

Each kit includes one C-108 Side Mount Track C.A. x kit size (2 x door width), two C-911 Quick Release Hangers, two CDC-911 Catch/Stops, one C-914 Guide Channel x door width (half of kit size), and one C-913 Floor Guide, complete with necessary fasteners.

C-911-108-CA X 48" 1DR KIT	\$414.00 / EA
C-911-108-CA X 60" 1DR KIT	\$461.00 / EA
C-911-108-CA X 72" 1DR KIT	\$494.00 / EA
C-911-108-CA X 76" 1DR KIT	\$541.00 / EA
C-911-108-CA X 84" 1DR KIT	\$541.00 / EA
C-911-108-CA X 96" 1DR KIT	\$574.00 / EA
C-911-108-CA X 108" 1DR KIT	\$621.00 / EA
C-911-108-CA X 120" 1DR KIT <i>c/w C-913-2</i>	\$720.00 / EA
C-911-108-CA X 144" 1DR KIT <i>c/w C-913-2</i>	\$800.00 / EA

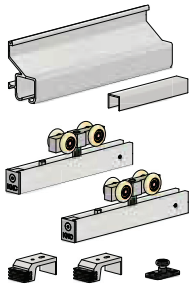


## C-818HD-108-CA Series

### Complete kits for 1 door opening

Each kit includes one C-108 Side Mount Track C.A. x kit size (2 x door width), two C-818HD Hangers, two CAS-2 Stops, one C-914 Guide Channel x door width (half of kit size), and one C-913 Floor Guide, complete with necessary fasteners.

C-818HD-108-CA X 48" 1DR KIT	\$913.00 / EA
C-818HD-108-CA X 60" 1DR KIT	\$959.00 / EA
C-818HD-108-CA X 72" 1DR KIT	\$993.00 / EA
C-818HD-108-CA X 76" 1DR KIT	\$1,039.00 / EA
C-818HD-108-CA X 84" 1DR KIT	\$1,039.00 / EA
C-818HD-108-CA X 96" 1DR KIT	\$1,073.00 / EA
C-818HD-108-CA X 108" 1DR KIT	\$1,119.00 / EA
C-818HD-108-CA X 120" 1DR KIT <i>c/w C-913-2</i>	\$1,219.00 / EA
C-818HD-108-CA X 144" 1DR KIT <i>c/w C-913-2</i>	\$1,299.00 / EA

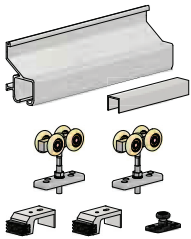


## C-810-108-CA Series

### Complete kits for 1 door opening

Each kit includes one C-108 Side Mount Track C.A. x kit size (2 x door width), two C-810 Zero Clearance Hangers, two C-100HD In-Track Stops, one C-914 Guide Channel x door width (half of kit size), and one C-913 Floor Guide, complete with necessary fasteners.

C-810-108-CA X 48" 1DR KIT	\$1,107.00 / EA
C-810-108-CA X 60" 1DR KIT	\$1,154.00 / EA
C-810-108-CA X 72" 1DR KIT	\$1,187.00 / EA
C-810-108-CA X 76" 1DR KIT	\$1,234.00 / EA
C-810-108-CA X 84" 1DR KIT	\$1,234.00 / EA
C-810-108-CA X 96" 1DR KIT	\$1,267.00 / EA
C-810-108-CA X 108" 1DR KIT	\$1,314.00 / EA
C-810-108-CA X 120" 1DR KIT <i>c/w C-913-2</i>	\$1,413.00 / EA
C-810-108-CA X 144" 1DR KIT <i>c/w C-913-2</i>	\$1,493.00 / EA



## C-106-4-108-CA Series

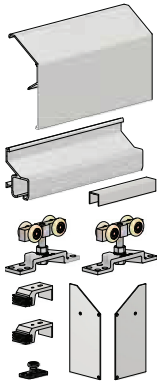
### Complete kits for 1 door opening

Each kit includes one C-108 Side Mount Track C.A. x kit size (2 x door width), two C-106-4 Hangers, two C-100HD In-Track Stops, one C-914 Guide Channel x door width (half of kit size), and one C-913 Floor Guide, complete with necessary fasteners.

C-106-4-108-CA X 48" 1DR KIT	\$387.00 / EA
C-106-4-108-CA X 60" 1DR KIT	\$434.00 / EA
C-106-4-108-CA X 72" 1DR KIT	\$467.00 / EA
C-106-4-108-CA X 76" 1DR KIT	\$513.00 / EA
C-106-4-108-CA X 84" 1DR KIT	\$513.00 / EA
C-106-4-108-CA X 96" 1DR KIT	\$547.00 / EA
C-106-4-108-CA X 108" 1DR KIT	\$593.00 / EA
C-106-4-108-CA X 120" 1DR KIT <i>c/w C-913-2</i>	\$693.00 / EA
C-106-4-108-CA X 144" 1DR KIT <i>c/w C-913-2</i>	\$773.00 / EA

# C-108/C-110 Series

Prices effective Feb 1, 2024

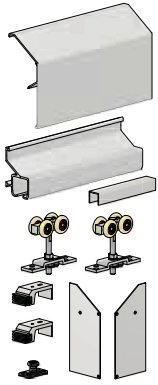


## C-998-110-CA Series

### Complete kits for 1 door opening

Each kit includes one C-108 Side Mount Track C.A. x kit size (2 x door width), one C-110 Fascia C.A. x kit size, two C-111 End Caps C.A., two C-998 Heavy-Duty Easy Connect Hangers, two C-100HD In-Track Stops, one C-914 Guide Channel x door width (half of kit size), and one C-913 Floor Guide, complete with necessary fasteners.

C-998-110-CA X 48" 1DR KIT	\$1,238.00 / EA
C-998-110-CA X 60" 1DR KIT	\$1,322.00 / EA
C-998-110-CA X 72" 1DR KIT	\$1,394.00 / EA
C-998-110-CA X 76" 1DR KIT	\$1,478.00 / EA
C-998-110-CA X 84" 1DR KIT	\$1,478.00 / EA
C-998-110-CA X 96" 1DR KIT	\$1,550.00 / EA
C-998-110-CA X 108" 1DR KIT	\$1,634.00 / EA
C-998-110-CA X 120" 1DR KIT <i>c/w C-913-2</i>	\$1,772.00 / EA
C-998-110-CA X 144" 1DR KIT <i>c/w C-913-2</i>	\$1,928.00 / EA

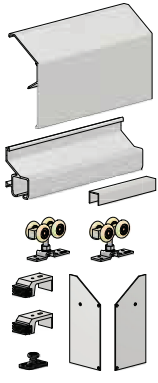


## C-994-110-CA Series

### Complete kits for 1 door opening

Each kit includes one C-108 Side Mount Track C.A. x kit size (2 x door width), one C-110 Fascia C.A. x kit size, two C-111 End Caps C.A., two C-994 Hangers, two C-100HD In-Track Stops, one C-914 Guide Channel x door width (half of kit size), and one C-913 Floor Guide, complete with necessary fasteners.

C-994-110-CA X 48" 1DR KIT	\$818.00 / EA
C-994-110-CA X 60" 1DR KIT	\$903.00 / EA
C-994-110-CA X 72" 1DR KIT	\$974.00 / EA
C-994-110-CA X 76" 1DR KIT	\$1,059.00 / EA
C-994-110-CA X 84" 1DR KIT	\$1,059.00 / EA
C-994-110-CA X 96" 1DR KIT	\$1,130.00 / EA
C-994-110-CA X 108" 1DR KIT	\$1,215.00 / EA
C-994-110-CA X 120" 1DR KIT <i>c/w C-913-2</i>	\$1,353.00 / EA
C-994-110-CA X 144" 1DR KIT <i>c/w C-913-2</i>	\$1,509.00 / EA

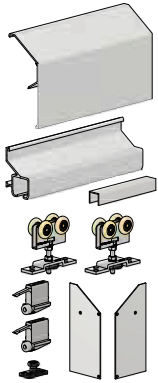


## C-993-110-CA Series

### Complete kits for 1 door opening

Each kit includes one C-108 Side Mount Track C.A. x kit size (2 x door width), one C-110 Fascia C.A. x kit size, two C-111 End Caps C.A., two C-993 Easy Connect Hangers, two C-100HD In-Track Stops, one C-914 Guide Channel x door width (half of kit size), and one C-913 Floor Guide, complete with necessary fasteners.

C-993-110-CA X 48" 1DR KIT	\$771.00 / EA
C-993-110-CA X 60" 1DR KIT	\$855.00 / EA
C-993-110-CA X 72" 1DR KIT	\$927.00 / EA
C-993-110-CA X 76" 1DR KIT	\$1,011.00 / EA
C-993-110-CA X 84" 1DR KIT	\$1,011.00 / EA
C-993-110-CA X 96" 1DR KIT	\$1,083.00 / EA
C-993-110-CA X 108" 1DR KIT	\$1,167.00 / EA
C-993-110-CA X 120" 1DR KIT <i>c/w C-913-2</i>	\$1,305.00 / EA
C-993-110-CA X 144" 1DR KIT <i>c/w C-913-2</i>	\$1,461.00 / EA



## C-911-110-CA Series

### Complete kits for 1 door opening

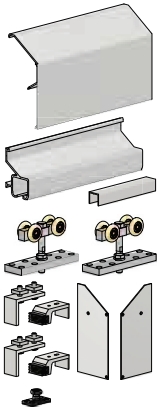
Each kit includes one C-108 Side Mount Track C.A. x kit size (2 x door width), one C-110 Fascia C.A. x kit size, two C-111 End Caps C.A., two C-911 Quick Release Hangers, two CDC-911 Catch/Stops, one C-914 Guide Channel x door width (half of kit size), and one C-913 Floor Guide, complete with necessary fasteners.

C-911-110-CA X 48" 1DR KIT	\$639.00 / EA
C-911-110-CA X 60" 1DR KIT	\$723.00 / EA
C-911-110-CA X 72" 1DR KIT	\$795.00 / EA
C-911-110-CA X 76" 1DR KIT	\$879.00 / EA
C-911-110-CA X 84" 1DR KIT	\$879.00 / EA
C-911-110-CA X 96" 1DR KIT	\$951.00 / EA
C-911-110-CA X 108" 1DR KIT	\$1,035.00 / EA
C-911-110-CA X 120" 1DR KIT <i>c/w C-913-2</i>	\$1,173.00 / EA
C-911-110-CA X 144" 1DR KIT <i>c/w C-913-2</i>	\$1,329.00 / EA



# C-108/C-110 Series

Prices effective Feb 1, 2024

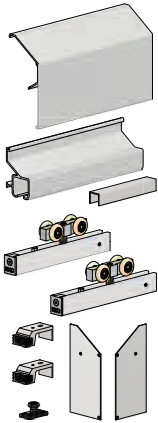


## C-818HD-110-CA Series

### Complete kits for 1 door opening

Each kit includes one C-108 Side Mount Track C.A. x kit size (2 x door width), one C-110 Fascia C.A. x kit size, two C-111 End Caps C.A., two C-818HD Hangers, two CAS-2 Stops, one C-914 Guide Channel x door width (half of kit size), and one C-913 Floor Guide, complete with necessary fasteners.

C-818HD-110-CA X 48" 1DR KIT	\$1,138.00 / EA
C-818HD-110-CA X 60" 1DR KIT	\$1,222.00 / EA
C-818HD-110-CA X 72" 1DR KIT	\$1,294.00 / EA
C-818HD-110-CA X 76" 1DR KIT	\$1,378.00 / EA
C-818HD-110-CA X 84" 1DR KIT	\$1,378.00 / EA
C-818HD-110-CA X 96" 1DR KIT	\$1,450.00 / EA
C-818HD-110-CA X 108" 1DR KIT	\$1,534.00 / EA
C-818HD-110-CA X 120" 1DR KIT c/w C-913-2	\$1,672.00 / EA
C-818HD-110-CA X 144" 1DR KIT c/w C-913-2	\$1,828.00 / EA

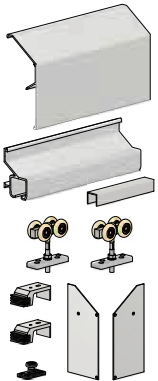


## C-810-110-CA Series

### Complete kits for 1 door opening

Each kit includes one C-108 Side Mount Track C.A. x kit size (2 x door width), one C-110 Fascia C.A. x kit size, two C-111 End Caps C.A., two C-810 Hangers, two C-100HD In-Track Stops, one C-914 Guide Channel x door width (half of kit size), and one C-913 Floor Guide, complete with necessary fasteners.

C-810-110-CA X 48" 1DR KIT	\$1,332.00 / EA
C-810-110-CA X 60" 1DR KIT	\$1,416.00 / EA
C-810-110-CA X 72" 1DR KIT	\$1,488.00 / EA
C-810-110-CA X 76" 1DR KIT	\$1,572.00 / EA
C-810-110-CA X 84" 1DR KIT	\$1,572.00 / EA
C-810-110-CA X 96" 1DR KIT	\$1,644.00 / EA
C-810-110-CA X 108" 1DR KIT	\$1,728.00 / EA
C-810-110-CA X 120" 1DR KIT c/w C-913-2	\$1,866.00 / EA
C-810-110-CA X 144" 1DR KIT c/w C-913-2	\$2,022.00 / EA



## C-106-4-110-CA Series

### Complete kits for 1 door opening

Each kit includes one C-108 Side Mount Track C.A. x kit size (2 x door width), one C-110 Fascia C.A. x kit size, two C-111 End Caps C.A., two C-106-4 Hangers, two C-100HD In-Track Stops, one C-914 Guide Channel x door width (half of kit size), and one C-913 Floor Guide, complete with necessary fasteners.

C-106-4-110-CA X 48" 1DR KIT	\$612.00 / EA
C-106-4-110-CA X 60" 1DR KIT	\$696.00 / EA
C-106-4-110-CA X 72" 1DR KIT	\$768.00 / EA
C-106-4-110-CA X 76" 1DR KIT	\$852.00 / EA
C-106-4-110-CA X 84" 1DR KIT	\$852.00 / EA
C-106-4-110-CA X 96" 1DR KIT	\$924.00 / EA
C-106-4-110-CA X 108" 1DR KIT	\$1,008.00 / EA
C-106-4-110-CA X 120" 1DR KIT c/w C-913-2	\$1,146.00 / EA
C-106-4-110-CA X 144" 1DR KIT c/w C-913-2	\$1,302.00 / EA

# C-104/C-108/C-110 Series



Prices effective Feb 1, 2024

## Replacement One Door Hardware




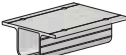
<b>C-106-4 X 1DR HDWE</b> Includes two C-106-4 Hangers, two C-100HD In-Track Stops, complete with necessary fasteners	\$193.00 / EA
<b>C-106-4-W X 1DR HDWE</b> Includes two C-106-4 Hangers, two C-100HD In-Track Stops, and one C-913 Floor Guide, complete with necessary fasteners	\$227.00 / EA
<b>C-810 X 1DR HDWE</b> Includes two C-810 Zero Clearance Hangers and two C-100HD In-Track Stops, complete with necessary fasteners	\$913.00 / EA
<b>C-810-W X 1DR HDWE</b> Includes two C-810 Zero Clearance Hangers, two C-100HD In-Track Stops, and one C-913 Floor Guide, complete with necessary fasteners	\$948.00 / EA
<b>C-818HD X 1DR HDWE</b> Includes two C-818HD Hangers and two CAS-2 Stops, complete with necessary fasteners	\$719.00 / EA
<b>C-818HD-W X 1DR HDWE</b> Includes two C-818HD Hangers, two CAS-2 Stops, and one C-913 Floor Guide, complete with necessary fasteners	\$753.00 / EA
<b>C-911 X 1DR HDWE</b> Includes two C-911 Quick Release Hanger and two C-100HD In-Track Stops, complete with necessary fasteners	\$220.00 / EA
<b>C-911-W X 1DR HDWE</b> Includes two C-911 Quick Release Hanger, two C-100HD In-Track Stops, and one C-913 Floor Guide, complete with necessary fasteners	\$255.00 / EA
<b>C-993 X 1DR HDWE</b> Includes two C-993 Easy Connect Hangers and two C-100HD In-Track Stops, complete with necessary fasteners	\$352.00 / EA
<b>C-993-W X 1DR HDWE</b> Includes two C-993 Easy Connect Hangers, two C-100HD In-Track Stops, and one C-913 Floor Guide, complete with necessary fasteners	\$386.00 / EA
<b>C-994 X 1DR HDWE</b> Includes two C-994 Easy Connect Hangers and two C-100HD In-Track Stops, complete with necessary fasteners	\$400.00 / EA
<b>C-994-W X 1DR HDWE</b> Includes two C-994 Hangers, two C-100HD In-Track Stops, and one C-913 Floor Guide, complete with necessary fasteners	\$434.00 / EA
<b>C-998 X 1DR HDWE</b> Includes two C-998 Heavy-Duty Easy Connect Hangers and two C-100HD In-Track Stops, complete with necessary fasteners	\$819.00 / EA
<b>C-998-W X 1DR HDWE</b> Includes two C-998 Heavy-Duty Easy Connect Hangers, two C-100HD In-Track Stops, and one C-913 Floor Guide, complete with necessary fasteners	\$854.00 / EA

## Individual Products


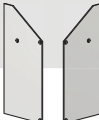
### Tracks

<b>C-104 Top Mount Track</b> Extruded aluminum		\$15.65 / FT
<b>C-104 Top Mount Track C.A.</b> Clear anodized extruded aluminum		\$21.95 / FT
<b>C-104 Top Mount Track BL.A.</b> Black anodized extruded aluminum		\$29.00 / FT
<b>C-108 Side Mount Track C.A.</b> Clear anodized extruded aluminum		\$33.50 / FT
<b>C-108 Side Mount Track BL.A.</b> Black anodized extruded aluminum		\$53.60 / FT









### Track Mounts and Joiners (For C-104 Track Only)

<b>C-402 Side Mount Bracket</b> Complete with one hole and lag screw To be discontinued, available while quantities last		\$37.15 / EA
<b>C-403 Side Mount Joiner Bracket</b> Complete with two holes and lag screws To be discontinued, available while quantities last		\$41.90 / EA
<b>C-406 Top Mount Bracket</b> Complete with two holes and lag screws		\$44.35 / EA
<b>C-407 Top Mount Joiner Bracket</b> Complete with four holes and lag screws		\$50.90 / EA

### Fascia and End Caps

<b>C-110 Fascia C.A.</b> Clear anodized extruded aluminum. For use with C-108 Side Mount Track only.		\$38.05 / FT
<b>C-110 Fascia BL.A.</b> Black anodized extruded aluminum. For use with C-108 Side Mount Track only.		\$60.90 / FT
<b>C-111 End Cap C.A. Pair</b> Clear anodized extruded aluminum. For use with C-108 Side Mount Track and C-110 Fascia combination only.		\$84.50 / SET
<b>C-111 End Cap BL.A. Pair</b> Black anodized extruded aluminum. For use with C-108 Side Mount Track and C-110 Fascia combination only.		\$156.40 / SET

### Stops



<b>C-100HD In-Track Stop</b> Compatible with C-104 and C-108, complete with screws		\$29.55 / EA
<b>C-101HD In-Track Stop</b> Compatible with C-104 and C-108, complete with screws		\$46.20 / EA
<b>C-102HD Floor Stop</b> For doors up to 1 3/4 in [44.5 mm] thick only, complete with screws		\$175.10 / EA
<b>CAS-1 End Stop</b> Compatible with C-104 and C-108, complete with screws		\$46.85 / EA
<b>CAS-1R Reverse End Stop</b> Compatible with C-104 and C-108, complete with screws		\$46.85 / EA
<b>CAS-2 Door Stop</b> Compatible with C-104 and C-108, complete with screws		\$69.15 / EA
<b>CDC-1048 Catch/Spring only</b> Must be used with a stop from above, compatible with C-104 and C-108, complete with screws		\$32.50 / EA
<b>CDC-911 Catch/Stop</b> Compatible with C-104 and C-108, with C-911 Quick Release Hangers only, complete with screws		\$33.10 / EA
<b>CDC-911 Catch/Stop Black</b> Black, compatible with C-104 and C-108, with C-911 Quick Release Hangers only, complete with screws		\$35.70 / EA

# C-104/C-108/C-110 Series

Prices effective Feb 1, 2024

## Hanger

Complete with necessary fasteners

C-105-4 Hanger		\$99.40 / EA
C-105-4 C.A. Hanger Clear anodized finish		\$139.20 / EA
C-105-8 Hanger		\$194.50 / EA
C-105-8 C.A. Hanger Clear anodized finish		\$272.30 / EA
C-106-4 Hanger		\$82.85 / EA
C-107-4 Hanger		\$138.95 / EA
C-107-4 C.A. Hanger Clear anodized finish		\$194.55 / EA
C-107-8 Hanger		\$270.80 / EA
C-107-8 C.A. Hanger Clear anodized finish		\$379.15 / EA
C-810 Zero Clearance Hanger		\$502.95 / EA
C-810 Zero Clearance Hanger Black c/w black end cap		\$528.15 / EA
C-818HD Hanger		\$349.95 / EA
C-911 Quick Release Hanger		\$95.15 / EA
C-993 Easy Connect Hanger		\$175.65 / EA
C-994 Hanger		\$203.30 / EA
C-998 Heavy-Duty Easy Connect Hanger		\$448.15 / EA

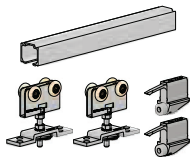
## Door Guide Systems

C-912 Adjustable Guide Complete with screws		\$94.45 / EA
C-913 Floor Guide Complete with screws		\$40.05 / EA
C-913-2 Double Roller Floor Guide Complete with screws		\$117.40 / EA
C-913-4 Quad Roller Floor Guide Complete with screws		\$317.20 / EA
C-913SL Spring Loaded Guide Complete with screws		\$193.70 / EA
CSM-913 Side Mount Guide Complete with screws. For all side mount track applications.		\$61.20 / EA
CSM-913-2HD Heavy-Duty Side Mount Double Guide Complete with screws. For side mount track applications.		\$136.40 / EA
C-914 Guide Channel Screws for mounting guide channel are not included.		\$12.90 / FT

Crowder Track Quality  
Sliding Door Hardware

# C-400/C-412/C-500/C-538 Series

Prices effective Feb 1, 2024



## C-411 [ ] Series



### Complete kits

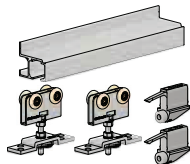
Each kit includes one C-400 Top Mount Track x kit size (2 x door width), two C-411 Quick Release Hangers, two CDC-411 Catch/Stops, and guide system based on suffix ID option, complete with necessary fasteners.

**-W**  
Includes one C-914 Guide Channel x door width (half of kit size) and one C-913 Floor Guide  
E.g. C-411-**W** X 72" 1DR KIT

**-B**  
Includes one C-201 Guide Channel x door width (half of kit size) and one C-200 Floor Guide  
E.g. C-411-**B** X 72" 1DR KIT

**No Suffix**  
Includes one C-1203 Guide Set  
E.g. C-411 X 72" 1DR KIT

C-411 [ ] X 48" 1DR KIT	\$307.00 / EA	\$280.00 / EA	\$253.00 / EA
C-411 [ ] X 60" 1DR KIT	\$333.00 / EA	\$304.00 / EA	\$267.00 / EA
C-411 [ ] X 64" 1DR KIT	\$347.00 / EA	\$318.00 / EA	\$281.00 / EA
C-411 [ ] X 72" 1DR KIT	\$347.00 / EA	\$318.00 / EA	\$281.00 / EA
C-411 [ ] X 76" 1DR KIT	\$374.00 / EA	\$342.00 / EA	\$294.00 / EA
C-411 [ ] X 84" 1DR KIT	\$374.00 / EA	\$342.00 / EA	\$294.00 / EA
C-411 [ ] X 96" 1DR KIT	\$387.00 / EA	\$355.00 / EA	\$308.00 / EA
C-411 [ ] X 108" 1DR KIT	\$414.00 / EA	\$380.00 / EA	\$322.00 / EA
C-411 [ ] X 120" 1DR KIT [W] c/w C-913-2	\$494.00 / EA	\$393.00 / EA	\$335.00 / EA
C-411 [ ] X 144" 1DR KIT [W] c/w C-913-2	\$534.00 / EA	\$431.00 / EA	\$363.00 / EA



## C-412 [ ]-CA Series



### Complete kits

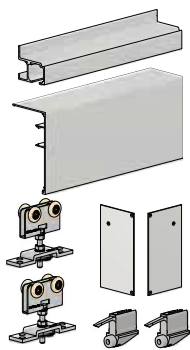
Each kit includes one C-412 Side Mount Track C.A. x kit size (2 x door width), two C-411 Quick Release Hangers, two CDC-412 Catch/Stops, and guide system based on suffix ID option, complete with necessary fasteners.

**-W**  
Includes one C-914 Guide Channel x door width (half of kit size) and one C-913 Floor Guide  
E.g. C-412-**W**-CA X 72" 1DR KIT



**-B**  
Includes one C-201 Guide Channel x door width (half of kit size) and one C-200 Floor Guide  
E.g. C-412-**B**-CA X 72" 1DR KIT

**No Suffix**  
Includes one C-1203 Guide Set  
E.g. C-412-CA X 72" 1DR KIT

C-412 [ ]-CA X 48" 1DR KIT	\$360.00 / EA	\$333.00 / EA	\$306.00 / EA
C-412 [ ]-CA X 60" 1DR KIT	\$398.00 / EA	\$369.00 / EA	\$332.00 / EA
C-412 [ ]-CA X 64" 1DR KIT	\$424.00 / EA	\$395.00 / EA	\$358.00 / EA
C-412 [ ]-CA X 72" 1DR KIT	\$424.00 / EA	\$395.00 / EA	\$358.00 / EA
C-412 [ ]-CA X 76" 1DR KIT	\$463.00 / EA	\$431.00 / EA	\$383.00 / EA
C-412 [ ]-CA X 84" 1DR KIT	\$463.00 / EA	\$431.00 / EA	\$383.00 / EA
C-412 [ ]-CA X 96" 1DR KIT	\$489.00 / EA	\$457.00 / EA	\$409.00 / EA
C-412 [ ]-CA X 108" 1DR KIT	\$527.00 / EA	\$493.00 / EA	\$435.00 / EA
C-412 [ ]-CA X 120" 1DR KIT [W] c/w C-913-2	\$619.00 / EA	\$519.00 / EA	\$461.00 / EA
C-412 [ ]-CA X 144" 1DR KIT [W] c/w C-913-2	\$684.00 / EA	\$580.00 / EA	\$512.00 / EA



## C-413 [ ]-CA Series



### Complete kits

Each kit includes one C-412 Side Mount Track C.A. x kit size (2 x door width), one C-413 Fascia C.A. x kit size, two C-414 End Caps C.A., two C-411 Quick Release Hangers, two CDC-412 Catch/Stops, and guide system based on suffix ID option, complete with necessary fasteners.

**-W**  
Includes one C-914 Guide Channel x door width (half of kit size) and one C-913 Floor Guide  
E.g. C-413-**W**-CA X 72" 1DR KIT

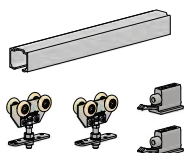
**-B**  
Includes one C-201 Guide Channel x door width (half of kit size) and one C-200 Floor Guide  
E.g. C-413-**B**-CA X 72" 1DR KIT

**No Suffix**  
Includes one C-1203 Guide Set  
E.g. C-413-CA X 72" 1DR KIT

C-413 [ ]-CA X 48" 1DR KIT	\$551.00 / EA	\$524.00 / EA	\$497.00 / EA
C-413 [ ]-CA X 60" 1DR KIT	\$621.00 / EA	\$592.00 / EA	\$554.00 / EA
C-413 [ ]-CA X 64" 1DR KIT	\$678.00 / EA	\$649.00 / EA	\$612.00 / EA
C-413 [ ]-CA X 72" 1DR KIT	\$678.00 / EA	\$649.00 / EA	\$612.00 / EA
C-413 [ ]-CA X 76" 1DR KIT	\$748.00 / EA	\$716.00 / EA	\$669.00 / EA
C-413 [ ]-CA X 84" 1DR KIT	\$748.00 / EA	\$716.00 / EA	\$669.00 / EA
C-413 [ ]-CA X 96" 1DR KIT	\$805.00 / EA	\$773.00 / EA	\$726.00 / EA
C-413 [ ]-CA X 108" 1DR KIT	\$875.00 / EA	\$841.00 / EA	\$783.00 / EA
C-413 [ ]-CA X 120" 1DR KIT [W] c/w C-913-2	\$999.00 / EA	\$898.00 / EA	\$840.00 / EA
C-413 [ ]-CA X 144" 1DR KIT [W] c/w C-913-2	\$1,126.00 / EA	\$1,023.00 / EA	\$955.00 / EA

# C-400/C-412/C-500/C-538 Series

Prices effective Feb 1, 2024

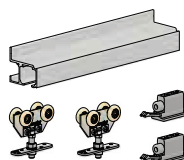


## C-400 [ ] Series

### Complete kits

Each kit includes one C-400 Top Track x kit size (2 x door width), two C-400 Hangers, two CDC-400 Catch/Stops, and guide system based on suffix ID option, complete with necessary fasteners.

	<b>-W</b> Includes one C-914 Guide Channel x door width (half of kit size) and one C-913 Floor Guide E.g. C-400- <b>W</b> X 72" 1DR KIT	<b>-B</b> Includes one C-201 Guide Channel x door width (half of kit size) and one C-200 Floor Guide E.g. C-400- <b>B</b> X 72" 1DR KIT	<b>No Suffix</b> Includes one C-1203 Guide Set E.g. C-400 X 72" 1DR KIT
C-400 [ ] X 48" 1DR KIT	\$254.00 / EA	\$227.00 / EA	\$200.00 / EA
C-400 [ ] X 60" 1DR KIT	\$280.00 / EA	\$251.00 / EA	\$214.00 / EA
C-400 [ ] X 64" 1DR KIT	\$294.00 / EA	\$265.00 / EA	\$228.00 / EA
C-400 [ ] X 72" 1DR KIT	\$294.00 / EA	\$265.00 / EA	\$228.00 / EA
C-400 [ ] X 76" 1DR KIT	\$321.00 / EA	\$289.00 / EA	\$241.00 / EA
C-400 [ ] X 84" 1DR KIT	\$321.00 / EA	\$289.00 / EA	\$241.00 / EA
C-400 [ ] X 96" 1DR KIT	\$334.00 / EA	\$303.00 / EA	\$255.00 / EA
C-400 [ ] X 108" 1DR KIT	\$361.00 / EA	\$327.00 / EA	\$269.00 / EA
C-400 [ ] X 120" 1DR KIT [W] c/w C-913-2	\$441.00 / EA	\$340.00 / EA	\$282.00 / EA
C-400 [ ] X 144" 1DR KIT [W] c/w C-913-2	\$481.00 / EA	\$378.00 / EA	\$310.00 / EA

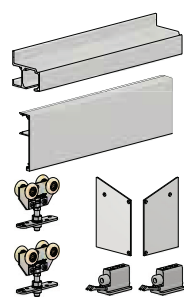


## C-418 [ ]-CA Series

### Complete kits

Each kit includes one C-412 Side Mount Track C.A. x kit size (2 x door width), two C-400 Hangers, two CDC-418 Catch/Stops, and guide system based on suffix ID option, complete with necessary fasteners.

	<b>-W</b> Includes one C-914 Guide Channel x door width (half of kit size) and one C-913 Floor Guide E.g. C-418- <b>W</b> -CA X 72" 1DR KIT	<b>-B</b> Includes one C-201 Guide Channel x door width (half of kit size) and one C-200 Floor Guide E.g. C-418- <b>B</b> -CA X 72" 1DR KIT	<b>No Suffix</b> Includes one C-1203 Guide Set E.g. C-418-CA X 72" 1DR KIT
C-418 [ ]-CA X 48" 1DR KIT	\$305.00 / EA	\$278.00 / EA	\$251.00 / EA
C-418 [ ]-CA X 60" 1DR KIT	\$343.00 / EA	\$314.00 / EA	\$277.00 / EA
C-418 [ ]-CA X 64" 1DR KIT	\$369.00 / EA	\$340.00 / EA	\$303.00 / EA
C-418 [ ]-CA X 72" 1DR KIT	\$369.00 / EA	\$340.00 / EA	\$303.00 / EA
C-418 [ ]-CA X 76" 1DR KIT	\$408.00 / EA	\$376.00 / EA	\$328.00 / EA
C-418 [ ]-CA X 84" 1DR KIT	\$408.00 / EA	\$376.00 / EA	\$328.00 / EA
C-418 [ ]-CA X 96" 1DR KIT	\$433.00 / EA	\$402.00 / EA	\$354.00 / EA
C-418 [ ]-CA X 108" 1DR KIT	\$472.00 / EA	\$438.00 / EA	\$380.00 / EA
C-418 [ ]-CA X 120" 1DR KIT [W] c/w C-913-2	\$564.00 / EA	\$463.00 / EA	\$406.00 / EA
C-418 [ ]-CA X 144" 1DR KIT [W] c/w C-913-2	\$629.00 / EA	\$525.00 / EA	\$457.00 / EA



## C-418F [ ]-CA Series

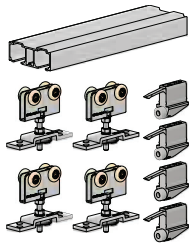
### Complete kits

Each kit includes one C-412 Side Mount Track C.A. x kit size (2 x door width), one C-519 Snap-On Fascia C.A. x kit size, two C-420 End Caps C.A., two C-400 Hangers, two CDC-418 Catch/Stops, and guide system based on suffix ID option, complete with necessary fasteners.

	<b>-W</b> Includes one C-914 Guide Channel x door width (half of kit size) and one C-913 Floor Guide E.g. C-418F- <b>W</b> -CA X 72" 1DR KIT	<b>-B</b> Includes one C-201 Guide Channel x door width (half of kit size) and one C-200 Floor Guide E.g. C-418F- <b>B</b> -CA X 72" 1DR KIT	<b>No Suffix</b> Includes one C-1203 Guide Set E.g. C-418F-CA X 72" 1DR KIT
C-418F [ ]-CA X 48" 1DR KIT	\$461.00 / EA	\$434.00 / EA	\$407.00 / EA
C-418F [ ]-CA X 60" 1DR KIT	\$520.00 / EA	\$490.00 / EA	\$453.00 / EA
C-418F [ ]-CA X 64" 1DR KIT	\$566.00 / EA	\$537.00 / EA	\$499.00 / EA
C-418F [ ]-CA X 72" 1DR KIT	\$566.00 / EA	\$537.00 / EA	\$499.00 / EA
C-418F [ ]-CA X 76" 1DR KIT	\$625.00 / EA	\$593.00 / EA	\$545.00 / EA
C-418F [ ]-CA X 84" 1DR KIT	\$625.00 / EA	\$593.00 / EA	\$545.00 / EA
C-418F [ ]-CA X 96" 1DR KIT	\$671.00 / EA	\$639.00 / EA	\$592.00 / EA
C-418F [ ]-CA X 108" 1DR KIT	\$730.00 / EA	\$696.00 / EA	\$638.00 / EA
C-418F [ ]-CA X 120" 1DR KIT [W] c/w C-913-2	\$843.00 / EA	\$742.00 / EA	\$684.00 / EA
C-418F [ ]-CA X 144" 1DR KIT [W] c/w C-913-2	\$948.00 / EA	\$844.00 / EA	\$776.00 / EA

# C-400/C-412/C-500/C-538 Series

Prices effective Feb 1, 2024



## C-511 [ ] Series

For 1 3/4 in [44.5 mm] doors only



### Complete kits

Each kit includes one C-500 Double Track x kit size (2 x door width), four C-411 Hangers, four CDC-411 Catch/Stops, and guide system based on suffix ID option, complete with necessary fasteners.

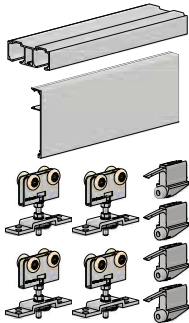
**-W**  
Includes two C-914 Guide Channels x door width (half of kit size) and one C-913D-134 Bypass Double Guide  
E.g. C-511-W X 72" 2DR KIT

**-B**  
Includes two C-201 Guide Channels x door width (half of kit size) and one C-200D-134 Bypass Double Guide  
E.g. C-511-B X 72" 2DR KIT

**No Suffix**  
Includes one C-1204 Guide Set  
E.g. C-511 X 72" 2DR KIT

C-511 [ ] X 48" 2DR KIT	\$590.00 / EA	\$564.00 / EA	\$485.00 / EA
C-511 [ ] X 60" 2DR KIT	\$639.00 / EA	\$609.00 / EA	\$509.00 / EA
C-511 [ ] X 64" 2DR KIT	\$663.00 / EA	\$632.00 / EA	\$532.00 / EA
C-511 [ ] X 72" 2DR KIT	\$663.00 / EA	\$632.00 / EA	\$532.00 / EA
C-511 [ ] X 76" 2DR KIT	\$712.00 / EA	\$676.00 / EA	\$556.00 / EA
C-511 [ ] X 84" 2DR KIT	\$712.00 / EA	\$676.00 / EA	\$556.00 / EA
C-511 [ ] X 84" 3DR KIT Includes additional hardware as required			\$755.00 / EA
C-511 [ ] X 96" 2DR KIT	\$736.00 / EA	\$700.00 / EA	\$580.00 / EA
C-511 [ ] X 96" 4DR KIT Includes additional hardware as required			\$978.00 / EA
C-511 [ ] X 108" 2DR KIT	\$785.00 / EA	\$744.00 / EA	\$603.00 / EA
C-511 [ ] X 120" 2DR KIT	\$809.00 / EA	\$768.00 / EA	\$627.00 / EA
C-511 [ ] X 144" 2DR KIT	\$881.00 / EA	\$835.00 / EA	\$674.00 / EA

Crowder Track Quality  
Sliding Door Hardware



## C-511F [ ] Series

For 1 3/4 in [44.5 mm] doors only



### Complete kits

Each kit includes one C-500 Double Track x kit size (2 x door width), one C-521 Snap-On Fascia C.A. x kit size, four C-411 Hangers, four CDC-411 Catch/Stops, and guide system based on suffix ID option, complete with necessary fasteners.

**-W**  
Includes two C-914 Guide Channels x door width (half of kit size) and one C-913D-134 Bypass Double Guide  
E.g. C-511F-W X 72" 2DR KIT

**-B**  
Includes two C-201 Guide Channels x door width (half of kit size) and one C-200D-134 Bypass Double Guide  
E.g. C-511F-B X 72" 2DR KIT

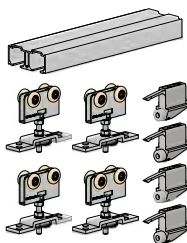
**No Suffix**  
Includes one C-1204 Guide Set  
E.g. C-511F X 72" 2DR KIT

C-511F [ ] X 48" 2DR KIT	\$678.00 / EA	\$653.00 / EA	\$574.00 / EA
C-511F [ ] X 60" 2DR KIT	\$750.00 / EA	\$719.00 / EA	\$620.00 / EA
C-511F [ ] X 64" 2DR KIT	\$796.00 / EA	\$765.00 / EA	\$665.00 / EA
C-511F [ ] X 72" 2DR KIT	\$796.00 / EA	\$765.00 / EA	\$665.00 / EA
C-511F [ ] X 76" 2DR KIT	\$867.00 / EA	\$831.00 / EA	\$711.00 / EA
C-511F [ ] X 84" 2DR KIT	\$867.00 / EA	\$831.00 / EA	\$711.00 / EA
C-511F [ ] X 84" 3DR KIT Includes additional hardware as required			\$910.00 / EA
C-511F [ ] X 96" 2DR KIT	\$913.00 / EA	\$877.00 / EA	\$757.00 / EA
C-511F [ ] X 96" 4DR KIT Includes additional hardware as required			\$1,155.00 / EA
C-511F [ ] X 108" 2DR KIT	\$984.00 / EA	\$943.00 / EA	\$802.00 / EA
C-511F [ ] X 120" 2DR KIT	\$1,030.00 / EA	\$989.00 / EA	\$848.00 / EA
C-511F [ ] X 144" 2DR KIT	\$1,147.00 / EA	\$1,101.00 / EA	\$940.00 / EA



# C-400/C-412/C-500/C-538 Series

Prices effective Feb 1, 2024




## C-548 [ ] Series

For 1 3/8 in [34.9 mm] doors only


### Complete kits

Each kit includes one C-538 Double Track x kit size (2 x door width), four C-411 Hangers, four CDC-411 Catch/Stops, and guide system based on suffix ID option, complete with necessary fasteners.



### -W

Includes two C-914 Guide Channels x door width (half of kit size) and one C-913D-138 Bypass Double Guide  
E.g. C-548-W X 72" 2DR KIT



### -B

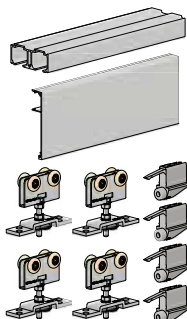
Includes two C-201 Guide Channels x door width (half of kit size) and one C-200D-138 Bypass Double Guide  
E.g. C-548-B X 72" 2DR KIT



### No Suffix

Includes one C-1205 Guide Set  
E.g. C-548 X 72" 2DR KIT

C-548 [ ] X 48" 2DR KIT	\$590.00 / EA	\$564.00 / EA	\$485.00 / EA
C-548 [ ] X 60" 2DR KIT	\$639.00 / EA	\$609.00 / EA	\$509.00 / EA
C-548 [ ] X 64" 2DR KIT	\$663.00 / EA	\$632.00 / EA	\$532.00 / EA
C-548 [ ] X 72" 2DR KIT	\$663.00 / EA	\$632.00 / EA	\$532.00 / EA
C-548 [ ] X 76" 2DR KIT	\$712.00 / EA	\$676.00 / EA	\$556.00 / EA
C-548 [ ] X 84" 2DR KIT	\$712.00 / EA	\$676.00 / EA	\$556.00 / EA
C-548 [ ] X 84" 3DR KIT Includes additional hardware as required			\$755.00 / EA
C-548 [ ] X 96" 2DR KIT	\$736.00 / EA	\$700.00 / EA	\$580.00 / EA
C-548 [ ] X 96" 4DR KIT Includes additional hardware as required			\$978.00 / EA
C-548 [ ] X 108" 2DR KIT	\$785.00 / EA	\$744.00 / EA	\$603.00 / EA
C-548 [ ] X 120" 2DR KIT	\$809.00 / EA	\$768.00 / EA	\$627.00 / EA
C-548 [ ] X 144" 2DR KIT	\$881.00 / EA	\$835.00 / EA	\$674.00 / EA




## C-548F [ ] Series

For 1 3/8 in [34.9 mm] doors only


### Complete kits

Each kit includes one C-538 Double Track x kit size (2 x door width), one C-521 Snap-On Fascia C.A. x kit size, four C-411 Hangers, four CDC-411 Catch/Stops, and guide system based on suffix ID option, complete with necessary fasteners.



### -W

Includes two C-914 Guide Channels x door width (half of kit size) and one C-913D-138 Bypass Double Guide  
E.g. C-548F-W X 72" 2DR KIT



### -B

Includes two C-201 Guide Channels x door width (half of kit size) and one C-200D-138 Bypass Double Guide  
E.g. C-548F-B X 72" 2DR KIT




### No Suffix

Includes one C-1205 Guide Set  
E.g. C-548F X 72" 2DR KIT

C-548F [ ] X 48" 2DR KIT	\$678.00 / EA	\$653.00 / EA	\$574.00 / EA
C-548F [ ] X 60" 2DR KIT	\$750.00 / EA	\$719.00 / EA	\$620.00 / EA
C-548F [ ] X 64" 2DR KIT	\$796.00 / EA	\$765.00 / EA	\$665.00 / EA
C-548F [ ] X 72" 2DR KIT	\$796.00 / EA	\$765.00 / EA	\$665.00 / EA
C-548F [ ] X 76" 2DR KIT	\$867.00 / EA	\$831.00 / EA	\$711.00 / EA
C-548F [ ] X 84" 2DR KIT	\$867.00 / EA	\$831.00 / EA	\$711.00 / EA
C-548F [ ] X 84" 3DR KIT Includes additional hardware as required			\$910.00 / EA
C-548F [ ] X 96" 2DR KIT	\$913.00 / EA	\$877.00 / EA	\$757.00 / EA
C-548F [ ] X 96" 4DR KIT Includes additional hardware as required			\$1,155.00 / EA
C-548F [ ] X 108" 2DR KIT	\$984.00 / EA	\$943.00 / EA	\$802.00 / EA
C-548F [ ] X 120" 2DR KIT	\$1,030.00 / EA	\$989.00 / EA	\$848.00 / EA
C-548F [ ] X 144" 2DR KIT	\$1,147.00 / EA	\$1,101.00 / EA	\$940.00 / EA

# C-400/C-412/C-500/C-538 Series

Prices effective Feb 1, 2024



## C-500 [ ] Series

For 1 3/4 in [44.5 mm] doors only

### Complete kits

Each kit includes one C-500 Double Track x kit size (2 x door width), four C-400 Hangers, four CDC-400 Catch/Stops, and guide system based on suffix ID option, complete with necessary fasteners.



### -W

Includes two C-914 Guide Channels x door width (half of kit size) and one C-913D-134 Bypass Double Guide  
E.g. C-500-W X 72" 2DR KIT



### -B

Includes two C-201 Guide Channels x door width (half of kit size) and one C-200D-134 Bypass Double Guide  
E.g. C-500-B X 72" 2DR KIT

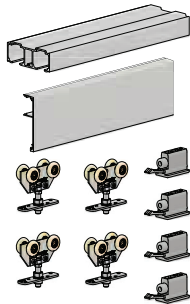


### No Suffix

Includes one C-1204 Guide Set  
E.g. C-500 X 72" 2DR KIT

C-500 [ ] X 48" 2DR KIT	\$484.00 / EA	\$458.00 / EA	\$380.00 / EA
C-500 [ ] X 60" 2DR KIT	\$533.00 / EA	\$503.00 / EA	\$403.00 / EA
C-500 [ ] X 64" 2DR KIT	\$557.00 / EA	\$526.00 / EA	\$427.00 / EA
C-500 [ ] X 72" 2DR KIT	\$557.00 / EA	\$526.00 / EA	\$427.00 / EA
C-500 [ ] X 76" 2DR KIT	\$606.00 / EA	\$571.00 / EA	\$450.00 / EA
C-500 [ ] X 84" 2DR KIT	\$606.00 / EA	\$571.00 / EA	\$450.00 / EA
C-500 [ ] X 84" 3DR KIT Includes additional hardware as required			\$597.00 / EA
C-500 [ ] X 96" 2DR KIT	\$630.00 / EA	\$594.00 / EA	\$474.00 / EA
C-500 [ ] X 96" 4DR KIT Includes additional hardware as required			\$766.00 / EA
C-500 [ ] X 108" 2DR KIT	\$679.00 / EA	\$638.00 / EA	\$497.00 / EA
C-500 [ ] X 120" 2DR KIT	\$703.00 / EA	\$662.00 / EA	\$521.00 / EA
C-500 [ ] X 144" 2DR KIT	\$776.00 / EA	\$730.00 / EA	\$568.00 / EA

Crowder Track Quality  
Sliding Door Hardware



## C-500F [ ] Series

For 1 3/4 in [44.5 mm] doors only

### Complete kits

Each kit includes one C-500 Double Track x kit size (2 x door width), one C-519 Snap-On Fascia C.A. x kit size, four C-400 Hangers, four CDC-400 Catch/Stops, and guide system based on suffix ID option, complete with necessary fasteners.



### -W

Includes two C-914 Guide Channels x door width (half of kit size) and one C-913D-134 Bypass Double Guide  
E.g. C-500F-W X 72" 2DR KIT



### -B

Includes two C-201 Guide Channels x door width (half of kit size) and one C-200D-134 Bypass Double Guide  
E.g. C-500F-B X 72" 2DR KIT



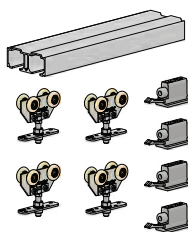
### No Suffix

Includes one C-1204 Guide Set  
E.g. C-500F X 72" 2DR KIT

C-500F [ ] X 48" 2DR KIT	\$566.00 / EA	\$540.00 / EA	\$461.00 / EA
C-500F [ ] X 60" 2DR KIT	\$635.00 / EA	\$605.00 / EA	\$505.00 / EA
C-500F [ ] X 64" 2DR KIT	\$679.00 / EA	\$649.00 / EA	\$549.00 / EA
C-500F [ ] X 72" 2DR KIT	\$679.00 / EA	\$649.00 / EA	\$549.00 / EA
C-500F [ ] X 76" 2DR KIT	\$749.00 / EA	\$713.00 / EA	\$593.00 / EA
C-500F [ ] X 84" 2DR KIT	\$749.00 / EA	\$713.00 / EA	\$593.00 / EA
C-500F [ ] X 84" 3DR KIT Includes additional hardware as required			\$739.00 / EA
C-500F [ ] X 96" 2DR KIT	\$793.00 / EA	\$757.00 / EA	\$637.00 / EA
C-500F [ ] X 96" 4DR KIT Includes additional hardware as required			\$930.00 / EA
C-500F [ ] X 108" 2DR KIT	\$863.00 / EA	\$822.00 / EA	\$681.00 / EA
C-500F [ ] X 120" 2DR KIT	\$907.00 / EA	\$866.00 / EA	\$725.00 / EA
C-500F [ ] X 144" 2DR KIT	\$1,020.00 / EA	\$974.00 / EA	\$813.00 / EA

# C-400/C-412/C-500/C-538 Series

Prices effective Feb 1, 2024



## C-538 [ ] Series



### Complete kits

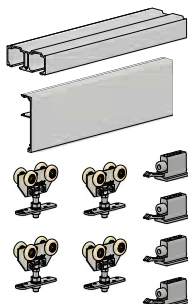
Each kit includes one C-538 Double Track x kit size (2 x door width), four C-400 Hangers, four CDC-400 Catch/Stops, and guide system based on suffix ID option, complete with necessary fasteners.

**-W**  
Includes two C-914 Guide Channels x door width (half of kit size) and one C-913D-138 Bypass Double Guide  
E.g. C-538-**W** X 72" 2DR KIT

**-B**  
Includes two C-201 Guide Channels x door width (half of kit size) and one C-200D-138 Bypass Double Guide  
E.g. C-538-**B** X 72" 2DR KIT

**No Suffix**  
Includes one C-1205 Guide Set  
E.g. C-538 X 72" 2DR KIT

C-538 [ ] X 48" 2DR KIT	\$484.00 / EA	\$458.00 / EA	\$380.00 / EA
C-538 [ ] X 60" 2DR KIT	\$533.00 / EA	\$503.00 / EA	\$403.00 / EA
C-538 [ ] X 64" 2DR KIT	\$557.00 / EA	\$526.00 / EA	\$427.00 / EA
C-538 [ ] X 72" 2DR KIT	\$557.00 / EA	\$526.00 / EA	\$427.00 / EA
C-538 [ ] X 76" 2DR KIT	\$606.00 / EA	\$571.00 / EA	\$450.00 / EA
C-538 [ ] X 84" 2DR KIT	\$606.00 / EA	\$571.00 / EA	\$450.00 / EA
C-538 [ ] X 84" 3DR KIT Includes additional hardware as required			\$597.00 / EA
C-538 [ ] X 96" 2DR KIT	\$630.00 / EA	\$594.00 / EA	\$474.00 / EA
C-538 [ ] X 96" 4DR KIT Includes additional hardware as required			\$766.00 / EA
C-538 [ ] X 108" 2DR KIT	\$679.00 / EA	\$638.00 / EA	\$497.00 / EA
C-538 [ ] X 120" 2DR KIT	\$703.00 / EA	\$662.00 / EA	\$521.00 / EA
C-538 [ ] X 144" 2DR KIT	\$776.00 / EA	\$730.00 / EA	\$568.00 / EA



### Complete kits

Each kit includes one C-538 Double Track x kit size (2 x door width), one C-519 Snap-On Fascia C.A. x kit size, four C-400 Hangers, four CDC-400 Catch/Stops, and guide system based on suffix ID option, complete with necessary fasteners.

**-W**  
Includes two C-914 Guide Channels x door width (half of kit size) and one C-913D-138 Bypass Double Guide  
E.g. C-538F-**W** X 72" 2DR KIT

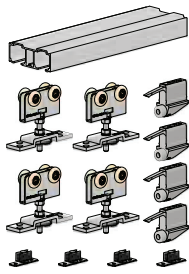
**-B**  
Includes two C-201 Guide Channels x door width (half of kit size) and one C-200D-138 Bypass Double Guide  
E.g. C-538F-**B** X 72" 2DR KIT

**No Suffix**  
Includes one C-1205 Guide Set  
E.g. C-538F X 72" 2DR KIT

C-538F [ ] X 48" 2DR KIT	\$566.00 / EA	\$540.00 / EA	\$461.00 / EA
C-538F [ ] X 60" 2DR KIT	\$635.00 / EA	\$605.00 / EA	\$505.00 / EA
C-538F [ ] X 64" 2DR KIT	\$679.00 / EA	\$649.00 / EA	\$549.00 / EA
C-538F [ ] X 72" 2DR KIT	\$679.00 / EA	\$649.00 / EA	\$549.00 / EA
C-538F [ ] X 76" 2DR KIT	\$749.00 / EA	\$713.00 / EA	\$593.00 / EA
C-538F [ ] X 84" 2DR KIT	\$749.00 / EA	\$713.00 / EA	\$593.00 / EA
C-538F [ ] X 84" 3DR KIT Includes additional hardware as required			\$739.00 / EA
C-538F [ ] X 96" 2DR KIT	\$793.00 / EA	\$757.00 / EA	\$637.00 / EA
C-538F [ ] X 96" 4DR KIT Includes additional hardware as required			\$930.00 / EA
C-538F [ ] X 108" 2DR KIT	\$863.00 / EA	\$822.00 / EA	\$681.00 / EA
C-538F [ ] X 120" 2DR KIT	\$907.00 / EA	\$866.00 / EA	\$725.00 / EA
C-538F [ ] X 144" 2DR KIT	\$1,020.00 / EA	\$974.00 / EA	\$813.00 / EA

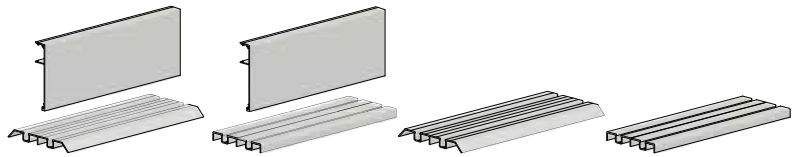
# C-400/C-412/C-500/C-538 Series

Prices effective Feb 1, 2024



## C-511 [ ]GT Series

For 1 3/4 in [44.5 mm] doors only



### Complete kits

Each kit includes one C-500 Double Track x kit size (2 x door width), four C-411 Hangers, four CDC-411 Catch/Stops, and four C-200 Guides, and guide threshold/fascia system based on suffix ID option, complete with necessary fasteners.

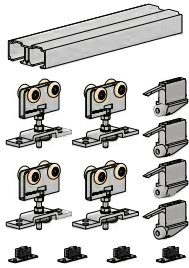
**F-S**  
Includes one C-202S Sloped Guide Threshold x kit size and one C-521 Snap-On Fascia C.A. x kit size  
E.g. C-511**F-S**GT X 72" 2DR KIT

**F-**  
Includes one C-202 Guide Threshold x kit size and one C-521 Snap-On Fascia C.A. x kit size  
E.g. C-511**F-**GT X 72" 2DR KIT

**-S**  
Includes one C-202S Sloped Guide Threshold x kit size  
E.g. C-511**-S**GT X 72" 2DR KIT

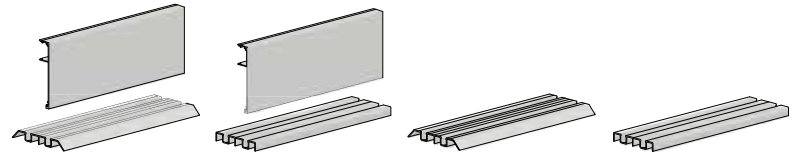
**No Suffix**  
Includes one C-202 Guide Threshold x kit size  
E.g. C-511-GT X 72" 2DR KIT

C-511 [ ]GT X 48" 2DR KIT	\$731.00 / EA	\$702.00 / EA	\$643.00 / EA	\$613.00 / EA
C-511 [ ]GT X 60" 2DR KIT	\$806.00 / EA	\$769.00 / EA	\$695.00 / EA	\$658.00 / EA
C-511 [ ]GT X 64" 2DR KIT	\$880.00 / EA	\$836.00 / EA	\$747.00 / EA	\$703.00 / EA
C-511 [ ]GT X 72" 2DR KIT	\$880.00 / EA	\$836.00 / EA	\$747.00 / EA	\$703.00 / EA
C-511 [ ]GT X 76" 2DR KIT	\$954.00 / EA	\$903.00 / EA	\$799.00 / EA	\$748.00 / EA
C-511 [ ]GT X 84" 2DR KIT	\$954.00 / EA	\$903.00 / EA	\$799.00 / EA	\$748.00 / EA
C-511 [ ]GT X 96" 2DR KIT	\$1,029.00 / EA	\$970.00 / EA	\$852.00 / EA	\$793.00 / EA
C-511 [ ]GT X 108" 2DR KIT	\$1,103.00 / EA	\$1,038.00 / EA	\$904.00 / EA	\$838.00 / EA
C-511 [ ]GT X 120" 2DR KIT	\$1,178.00 / EA	\$1,105.00 / EA	\$956.00 / EA	\$883.00 / EA
C-511 [ ]GT X 144" 2DR KIT	\$1,326.00 / EA	\$1,239.00 / EA	\$1,061.00 / EA	\$973.00 / EA



## C-548 [ ]GT Series

For 1 3/8 in [34.9 mm] doors only



### Complete kits

Each kit includes one C-538 Double Track x kit size (2 x door width), four C-411 Hangers, four CDC-411 Catch/Stops, and four C-200 Guides, and guide threshold/fascia system based on suffix ID option, complete with necessary fasteners.

**F-S**  
Includes one C-238S Sloped Guide Threshold x kit size and one C-521 Snap-On Fascia C.A. x kit size  
E.g. C-548**F-S**GT X 72" 2DR KIT

**F-**  
Includes one C-238 Guide Threshold x kit size and one C-521 Snap-On Fascia C.A. x kit size  
E.g. C-548**F-**GT X 72" 2DR KIT

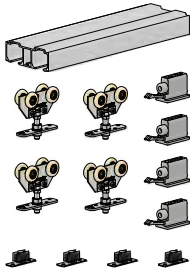
**-S**  
Includes one C-238S Sloped Guide Threshold x kit size  
E.g. C-548**-S**GT X 72" 2DR KIT

**No Suffix**  
Includes one C-238 Guide Threshold x kit size  
E.g. C-548-GT X 72" 2DR KIT

C-548 [ ]GT X 48" 2DR KIT	\$731.00 / EA	\$702.00 / EA	\$643.00 / EA	\$613.00 / EA
C-548 [ ]GT X 60" 2DR KIT	\$806.00 / EA	\$769.00 / EA	\$695.00 / EA	\$658.00 / EA
C-548 [ ]GT X 64" 2DR KIT	\$880.00 / EA	\$836.00 / EA	\$747.00 / EA	\$703.00 / EA
C-548 [ ]GT X 72" 2DR KIT	\$880.00 / EA	\$836.00 / EA	\$747.00 / EA	\$703.00 / EA
C-548 [ ]GT X 76" 2DR KIT	\$954.00 / EA	\$903.00 / EA	\$799.00 / EA	\$748.00 / EA
C-548 [ ]GT X 84" 2DR KIT	\$954.00 / EA	\$903.00 / EA	\$799.00 / EA	\$748.00 / EA
C-548 [ ]GT X 96" 2DR KIT	\$1,029.00 / EA	\$970.00 / EA	\$852.00 / EA	\$793.00 / EA
C-548 [ ]GT X 108" 2DR KIT	\$1,103.00 / EA	\$1,038.00 / EA	\$904.00 / EA	\$838.00 / EA
C-548 [ ]GT X 120" 2DR KIT	\$1,178.00 / EA	\$1,105.00 / EA	\$956.00 / EA	\$883.00 / EA
C-548 [ ]GT X 144" 2DR KIT	\$1,326.00 / EA	\$1,239.00 / EA	\$1,061.00 / EA	\$973.00 / EA

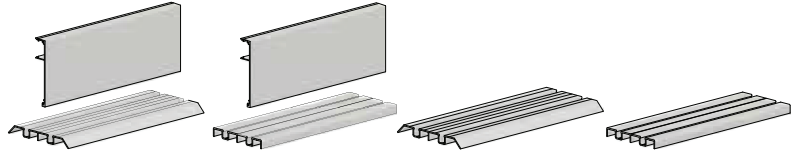
# C-400/C-412/C-500/C-538 Series

Prices effective Feb 1, 2024



## C-500 [ ]GT Series

For 1 3/4 in [44.5 mm] doors only



### Complete kits

Each kit includes one C-500 Double Track x kit size (2 x door width), four C-400 Hangers, four CDC-400 Catch/Stops, and four C-200 Guides, and guide threshold/fascia system based on suffix ID option, complete with necessary fasteners.

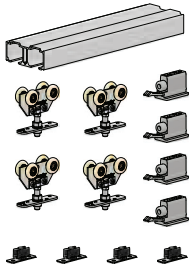
**F-S**  
Includes one C-202S Sloped Guide Threshold x kit size and one C-519 Snap-On Fascia C.A. x kit size  
E.g. C-500F-SGT X 72" 2DR KIT

**F-**  
Includes one C-202 Guide Threshold x kit size and one C-519 Snap-On Fascia C.A. x kit size  
E.g. C-500F-GT X 72" 2DR KIT

**-S**  
Includes one C-202S Sloped Guide Threshold x kit size  
E.g. C-500-SGT X 72" 2DR KIT

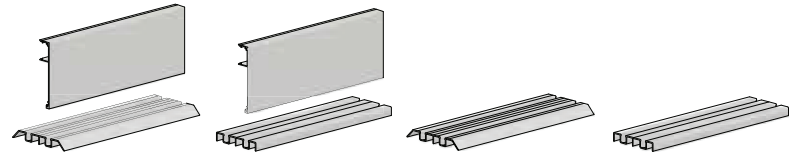
**No Suffix**  
Includes one C-202 Guide Threshold x kit size  
E.g. C-500-GT X 72" 2DR KIT

Kit	F-S	F-	-S	No Suffix
C-500 [ ]GT X 48" 2DR KIT	\$618.00 / EA	\$589.00 / EA	\$537.00 / EA	\$508.00 / EA
C-500 [ ]GT X 60" 2DR KIT	\$691.00 / EA	\$655.00 / EA	\$589.00 / EA	\$553.00 / EA
C-500 [ ]GT X 64" 2DR KIT	\$764.00 / EA	\$720.00 / EA	\$641.00 / EA	\$598.00 / EA
C-500 [ ]GT X 72" 2DR KIT	\$764.00 / EA	\$720.00 / EA	\$641.00 / EA	\$598.00 / EA
C-500 [ ]GT X 76" 2DR KIT	\$836.00 / EA	\$785.00 / EA	\$694.00 / EA	\$643.00 / EA
C-500 [ ]GT X 84" 2DR KIT	\$836.00 / EA	\$785.00 / EA	\$694.00 / EA	\$643.00 / EA
C-500 [ ]GT X 96" 2DR KIT	\$909.00 / EA	\$851.00 / EA	\$746.00 / EA	\$687.00 / EA
C-500 [ ]GT X 108" 2DR KIT	\$982.00 / EA	\$916.00 / EA	\$798.00 / EA	\$732.00 / EA
C-500 [ ]GT X 120" 2DR KIT	\$1,054.00 / EA	\$981.00 / EA	\$850.00 / EA	\$777.00 / EA
C-500 [ ]GT X 144" 2DR KIT	\$1,200.00 / EA	\$1,112.00 / EA	\$955.00 / EA	\$867.00 / EA



## C-538 [ ]GT Series

For 1 3/8 in [34.9 mm] doors only



### Complete kits

Each kit includes one C-538 Double Track x kit size (2 x door width), four C-400 Hangers, four CDC-400 Catch/Stops, and four C-200 Guides, and guide threshold/fascia system based on suffix ID option, complete with necessary fasteners.

**F-S**  
Includes one C-238S Sloped Guide Threshold x kit size and one C-519 Snap-On Fascia C.A. x kit size  
E.g. C-538F-SGT X 72" 2DR KIT

**F-**  
Includes one C-238 Guide Threshold x kit size and one C-519 Snap-On Fascia C.A. x kit size  
E.g. C-538F-GT X 72" 2DR KIT

**-S**  
Includes one C-238S Sloped Guide Threshold x kit size  
E.g. C-538-SGT X 72" 2DR KIT

**No Suffix**  
Includes one C-238 Guide Threshold x kit size  
E.g. C-538-GT X 72" 2DR KIT

Kit	F-S	F-	-S	No Suffix
C-538 [ ]GT X 48" 2DR KIT	\$618.00 / EA	\$589.00 / EA	\$537.00 / EA	\$508.00 / EA
C-538 [ ]GT X 60" 2DR KIT	\$691.00 / EA	\$655.00 / EA	\$589.00 / EA	\$553.00 / EA
C-538 [ ]GT X 64" 2DR KIT	\$764.00 / EA	\$720.00 / EA	\$641.00 / EA	\$598.00 / EA
C-538 [ ]GT X 72" 2DR KIT	\$764.00 / EA	\$720.00 / EA	\$641.00 / EA	\$598.00 / EA
C-538 [ ]GT X 76" 2DR KIT	\$836.00 / EA	\$785.00 / EA	\$694.00 / EA	\$643.00 / EA
C-538 [ ]GT X 84" 2DR KIT	\$836.00 / EA	\$785.00 / EA	\$694.00 / EA	\$643.00 / EA
C-538 [ ]GT X 96" 2DR KIT	\$909.00 / EA	\$851.00 / EA	\$746.00 / EA	\$687.00 / EA
C-538 [ ]GT X 108" 2DR KIT	\$982.00 / EA	\$916.00 / EA	\$798.00 / EA	\$732.00 / EA
C-538 [ ]GT X 120" 2DR KIT	\$1,054.00 / EA	\$981.00 / EA	\$850.00 / EA	\$777.00 / EA
C-538 [ ]GT X 144" 2DR KIT	\$1,200.00 / EA	\$1,112.00 / EA	\$955.00 / EA	\$867.00 / EA

Crowder Track Quality  
Sliding Door Hardware

# C-400/C-412/C-500/C-538 Series

Prices effective Feb 1, 2024

## Replacement Hardware


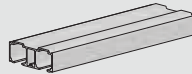

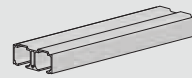
	<b>-W</b> Includes one C-913 Series Guide E.g. C-411-W X 1DR HDWE	<b>-B</b> Includes one C-200 Series Guide E.g. C-411-B X 1DR HDWE	<b>No Suffix</b> Includes one C-1200 Series Guide E.g. C-411 X 1DR HDWE
<b>C-411 [ ] X 1DR HDWE</b> Includes two C-411 Quick Release Hangers, two CDC-411 Catch/Stops, and guide based on suffix ID option, complete with necessary fasteners.	\$226.00 / EA	\$204.00 / EA	\$198.00 / EA
<b>C-400 [ ] X 1DR HDWE</b> Includes two C-400 Hangers, two CDC-400 Catch/Stops, and guide based on suffix ID option, complete with necessary fasteners.	\$173.00 / EA	\$152.00 / EA	\$145.00 / EA
<b>C-412 [ ] X 1DR HDWE</b> Includes two C-411 Quick Release Hangers, two CDC-412 Catch/Stops, and guide based on suffix ID option, complete with necessary fasteners.	\$231.00 / EA	\$209.00 / EA	\$203.00 / EA
<b>C-418 [ ] X 1DR HDWE</b> Includes two C-400 Hangers, two CDC-418 Catch/Stops, and guide based on suffix ID option, complete with necessary fasteners.	\$176.00 / EA	\$154.00 / EA	\$148.00 / EA
<b>C-500 [ ] X 2DR HDWE</b> Includes four C-400 Hangers, four CDC-400 Catch/Stops, and guide based on suffix ID option, complete with necessary fasteners.	\$338.00 / EA	\$323.00 / EA	\$285.00 / EA
<b>C-511 [ ] X 2DR HDWE</b> Includes four C-411 Hangers, four CDC-411 Catch/Stops, and guide based on suffix ID option, complete with necessary fasteners.	\$444.00 / EA	\$429.00 / EA	\$391.00 / EA
<b>C-538 [ ] X 2DR HDWE</b> Includes four C-400 Hangers, four CDC-400 Catch/Stops, and guide based on suffix ID option, complete with necessary fasteners.	\$338.00 / EA	\$323.00 / EA	\$285.00 / EA
<b>C-548 [ ] X 2DR HDWE</b> Includes four C-411 Hangers, four CDC-411 Catch/Stops, and guide based on suffix ID option, complete with necessary fasteners.	\$444.00 / EA	\$429.00 / EA	\$391.00 / EA

## Replacement Guide Threshold One Door Hardware

<b>C-500GT X 1DR HDWE</b> Includes two C-400 Hangers, two CDC-400 Catch/Stops, and two C-200 Guides, complete with necessary fasteners.	\$164.00 / EA
<b>C-511GT X 1DR HDWE</b> Includes two C-411 Hangers, two CDC-411 Catch/Stops, and two C-200 Guides, complete with necessary fasteners.	\$217.00 / EA
<b>C-538GT X 1DR HDWE</b> Includes two C-400 Hangers, two CDC-400 Catch/Stops, and two C-200 Guides, complete with necessary fasteners.	\$164.00 / EA
<b>C-548GT X 1DR HDWE</b> Includes two C-411 Hangers, two CDC-411 Catch/Stops, and two C-200 Guides, complete with necessary fasteners.	\$217.00 / EA

## Individual Products

### Tracks

<b>C-400 Top Mount Track</b> Extruded aluminum		\$13.70 / FT	<b>C-500 Double Track</b> Extruded aluminum, suitable for 1 3/4 in [44.5 mm] thick doors.		\$23.55 / FT
<b>C-400 Top Mount Track BL.A.</b> Black anodized extruded aluminum		\$25.35 / FT	<b>C-500 Double Track BL.A.</b> Black anodized extruded aluminum, suitable for 1 3/4 in [44.5 mm] thick doors.		\$43.60 / FT
<b>C-412 Side Mount Track C.A.</b> Clear anodized extruded aluminum		\$25.75 / FT	<b>C-538 Double Track</b> Extruded aluminum, suitable for 1 3/8 in [34.9 mm] thick doors.		\$23.55 / FT
<b>C-412 Side Mount Track BL.A.</b> Black anodized extruded aluminum		\$41.20 / FT	<b>C-538 Double Track BL.A.</b> Black anodized extruded aluminum, suitable for 1 3/8 in [34.9 mm] thick doors.		\$43.60 / FT



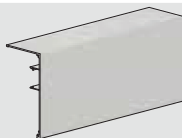
# C-400/C-412/C-500/C-538 Series

Prices effective Feb 1, 2024

## Fascias

### C-413 Fascia C.A.

Clear anodized extruded aluminum.  
For use with C-412 Side Mount Track only.



\$31.40 / FT

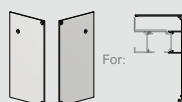
### C-413 Fascia BL.A.

Black anodized extruded aluminum.  
For use with C-412 Side Mount Track only.

\$50.25 / FT

### C-414 End Cap C.A. Pair

Clear anodized extruded aluminum.  
For use with C-412 Side Mount Track and C-413 Fascia combination only.



\$76.60 / SET

### C-414 End Cap BL.A. Pair

Black anodized extruded aluminum.  
For use with C-412 Side Mount Track and C-413 Fascia combination only.

\$141.80 / SET

### C-519 Snap-On Fascia C.A.

Clear anodized extruded aluminum.  
Can be used with C-400, C-412, C-500 and C-538 tracks when using C-400 Hangers.



\$20.40 / FT

### C-519 Snap-On Fascia BL.A.

Black anodized extruded aluminum.  
Can be used with C-400, C-412, C-500 and C-538 tracks when using C-400 Hangers.

\$32.65 / FT

### C-420 End Cap C.A. Pair

Clear anodized extruded aluminum.  
For use with C-412 Side Mount Track and C-519 Fascia only.



\$86.80 / SET

### C-420 End Cap BL.A. Pair

Black anodized extruded aluminum.  
For use with C-412 Side Mount Track and C-519 Fascia only.

\$160.60 / SET

### C-521 Snap-On Fascia C.A.

Clear anodized extruded aluminum.  
Can be used with C-400, C-412, C-500 and C-538 tracks when using C-411 Hangers.



\$22.15 / FT

### C-521 Snap-On Fascia BL.A.

Black anodized extruded aluminum.  
Can be used with C-400, C-412, C-500 and C-538 tracks when using C-411 Hangers.

\$35.45 / FT

## Track Mounts

### CDSM-1 Custom Side Mount Bracket

Custom fabricated for double track set-up, shop drawing approval is required prior to fabrication. Visit the website for more details. Contact Customer Service for suitable sliding door systems.



\$204.65 / EA

## Hangers

### AL-400 Hanger

Complete with necessary fasteners, suitable for C-400, C-412, C-500 and C-538 Track.



\$184.60 / EA

### C-304 Hanger

Complete with expansion sleeve, suitable for C-400, C-412, C-500 and C-538 Track.



\$58.90 / EA

### C-400 Hanger

Complete with necessary fasteners, suitable for C-400, C-412, C-500 and C-538 Track.



\$52.05 / EA

### C-410 Zero Clearance Hanger

Complete with necessary fasteners, suitable for C-400, C-412, C-500 and C-538 Track.



\$143.80 / EA

### C-411 Quick Release Hanger

Complete with necessary fasteners, suitable for C-400, C-412, C-500 and C-538 Track.



\$82.90 / EA

### C-493 Easy Connect Hanger

Complete with necessary fasteners, suitable for C-400, C-412, C-500 and C-538 Track.



\$74.85 / EA

### C-2400 Flat Hanger

Complete with necessary fasteners, double ball bearing nylon wheels, suitable for C-400, C-412, C-500 and C-538 Track.



\$56.95 / EA

### C-2438 3/8" Offset Hanger

Complete with necessary fasteners, double ball bearing nylon wheels, suitable for C-400, C-412, C-500 and C-538 Track.



\$35.30 / EA

### C-2458 5/8" Offset Hanger

Complete with necessary fasteners, double ball bearing nylon wheels, suitable for C-400, C-412, C-500 and C-538 Track.



\$35.30 / EA

## Stops

### C-100 In-Track Stop

Compatible with C-300, C-350, C-400, C-411, C-412, C-500, C-538, C-600 and C-650 Series, complete with screws



\$7.95 / EA

### CDC-400 Catch/Stop

Compatible with C-400, C-500 and C-538 Tracks used with C-400 Hangers only, complete with screws



\$28.80 / EA

### CDC-400 Catch/Stop Black

Black, compatible with C-400, C-500 and C-538 Tracks used with C-400 Hangers only, complete with screws

\$30.25 / EA

### CDC-411 Catch/Stop

Compatible with C-400, C-500 and C-538 Tracks used with C-411 Hangers only, complete with screws



\$28.80 / EA

### CDC-411 Catch/Stop Black

Black, compatible with C-400, C-500 and C-538 Tracks used with C-411 Hangers only, complete with screws

\$30.25 / EA

### CDC-412 Catch/Stop

Compatible with C-412 Side Mount Track used with C-411 Hangers only, complete with screws and acorn nuts.



\$31.60 / EA

### CDC-412 Catch/Stop Black

Black, compatible with C-412 Side Mount Track used with C-411 Hangers only, complete with screws and acorn nuts.

\$33.20 / EA

### CDC-418 Catch/Stop

Compatible with C-412 Side Mount Track used with C-400 Hangers only, complete with screws and acorn nuts.



\$30.30 / EA

### CDC-418 Catch/Stop Black

Black, compatible with C-412 Side Mount Track used with C-400 Hangers only, complete with screws and acorn nuts.

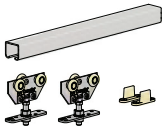
\$31.80 / EA

## Door Guide Systems

See pages S62 and S63 for options.

# C-350/C-600/C-2025/C-2035 Series

Prices effective Feb 1, 2024

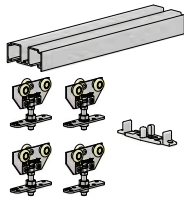


## C-350 Series

### Complete kits for 1 door opening

Each kit includes one C-350 Top Mount Track x kit size (2 x door width), two C-350 Hangers and one C-1203 Guides, complete with necessary fasteners.

C-350 X 48" 1DR KIT	\$111.00 / EA
C-350 X 60" 1DR KIT	\$120.00 / EA
C-350 X 64" 1DR KIT	\$129.00 / EA
C-350 X 72" 1DR KIT	\$129.00 / EA
C-350 X 76" 1DR KIT	\$138.00 / EA
C-350 X 84" 1DR KIT	\$138.00 / EA
C-350 X 96" 1DR KIT	\$147.00 / EA
C-350 X 108" 1DR KIT	\$157.00 / EA
C-350 X 120" 1DR KIT	\$166.00 / EA
C-350 X 144" 1DR KIT	\$184.00 / EA

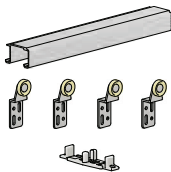
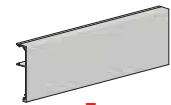


## C-600[ ] Series

### Complete kits for 2 door opening

Each kit includes one C-600 Double Track x kit size (2 x door width), four C-600 Hangers and one C-1205 Guide Set, complete with necessary fasteners.

	No Suffix E.g. C-600 x 48" 2DR KIT	F Includes one C-519 Fascia x track length E.g. C-600F x 48" 2DR KIT
C-600 X 48" 2DR KIT	\$218.00 / EA	\$300.00 / EA
C-600 X 60" 2DR KIT	\$237.00 / EA	\$339.00 / EA
C-600 X 64" 2DR KIT	\$256.00 / EA	\$378.00 / EA
C-600 X 72" 2DR KIT	\$256.00 / EA	\$378.00 / EA
C-600 X 76" 2DR KIT	\$275.00 / EA	\$418.00 / EA
C-600 X 84" 2DR KIT	\$275.00 / EA	\$418.00 / EA
C-600 X 84" 3DR KIT c/w additional two C-600 Hangers and one C-1205 Guide Set	\$350.00 / EA	\$492.00 / EA
C-600 X 96" 2DR KIT	\$294.00 / EA	\$457.00 / EA
C-600 X 96" 4DR KIT c/w additional four C-600 Hangers and two C-1205 Guide Sets	\$435.00 / EA	\$599.00 / EA
C-600 X 108" 2DR KIT	\$313.00 / EA	\$496.00 / EA
C-600 X 120" 2DR KIT	\$332.00 / EA	\$536.00 / EA
C-600 X 144" 2DR KIT	\$370.00 / EA	\$614.00 / EA



## C-2025 Series

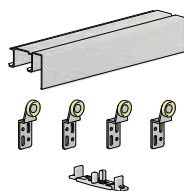
### Complete kits for 2 door opening

Each kit includes one C-2025 Double Track x kit size (2 x door width), two C-2025 3/8" Hangers, two C-2025 5/8" Hangers and one C-1205 Guide Set, complete with necessary fasteners.

C-2025 X 48" 2DR KIT	\$108.00 / EA
C-2025 X 60" 2DR KIT	\$119.00 / EA
C-2025 X 72" 2DR KIT	\$131.00 / EA
C-2025 X 84" 2DR KIT	\$142.00 / EA
C-2025 X 96" 2DR KIT	\$154.00 / EA
C-2025 X 72" 3DR KIT c/w additional two C-2025 3/8" Hangers and one C-1205 Guide Set	\$165.00 / EA
C-2025 X 84" 3DR KIT c/w additional two C-2025 3/8" Hangers and one C-1205 Guide Set	\$177.00 / EA
C-2025 X 96" 3DR KIT c/w additional two C-2025 3/8" Hangers and one C-1205 Guide Set	\$188.00 / EA
C-2025 X 96" 4DR KIT c/w additional two C-2025 3/8" Hangers, two C-2025 5/8" Hangers and two C-1205 Guide Sets	\$215.00 / EA
C-2025 X 120" 4DR KIT c/w additional two C-2025 3/8" Hangers, two C-2025 5/8" Hangers and two C-1205 Guide Sets	\$238.00 / EA
C-2025 X 144" 4DR KIT c/w additional two C-2025 3/8" Hangers, two C-2025 5/8" Hangers and two C-1205 Guide Sets	\$261.00 / EA

# C-350/C-600/C-2025/C-2035 Series

Prices effective Feb 1, 2024



## C-2035-CA Series

### Complete kits for 2 door opening

Each kit includes one C-2035 Double Track with Fascia C.A. x kit size (2 x door width), two C-2025 3/8" Hangers, two C-2025 5/8" Hangers and one C-1205 Guide Set, complete with necessary fasteners.

C-2035-CA X 48" 2DR KIT		\$152.00 / EA
C-2035-CA X 60" 2DR KIT		\$174.00 / EA
C-2035-CA X 72" 2DR KIT		\$196.00 / EA
C-2035-CA X 84" 2DR KIT		\$219.00 / EA
C-2035-CA X 72" 3DR KIT	c/w additional two C-2025 3/8" Hangers and one C-1205 Guide Set	\$231.00 / EA
C-2035-CA X 84" 3DR KIT	c/w additional two C-2025 3/8" Hangers and one C-1205 Guide Set	\$253.00 / EA
C-2035-CA X 96" 3DR KIT	c/w additional two C-2025 3/8" Hangers and one C-1205 Guide Set	\$276.00 / EA
C-2035-CA X 96" 4DR KIT	c/w additional two C-2025 3/8" Hangers, two C-2025 5/8" Hangers and two C-1205 Guide Sets	\$303.00 / EA
C-2035-CA X 120" 4DR KIT	c/w additional two C-2025 3/8" Hangers, two C-2025 5/8" Hangers and two C-1205 Guide Sets	\$347.00 / EA
C-2035-CA X 144" 4DR KIT	c/w additional two C-2025 3/8" Hangers, two C-2025 5/8" Hangers and two C-1205 Guide Sets	\$392.00 / EA

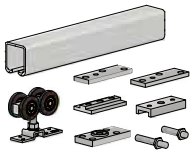
## Replacement Door Hardware

<b>C-350 X 1DR HDWE</b> Includes two C-350 Hangers and one C-1203 Guide Set, complete with necessary fasteners	\$74.00 / EA	<b>CF-415 Top and Bottom Pivot only</b> Includes all top and bottom pivot components, complete with necessary fasteners	\$237.45 / EA
<b>C-600 X 1DR HDWE</b> Includes two C-350 Hangers and one C-1205 Guide Set, complete with necessary fasteners	\$75.00 / EA	<b>C-993 Hanger</b> Includes top plate and complete with necessary fasteners	\$175.65 / EA
<b>C-600 X 2DR HDWE</b> Includes four C-350 Hangers and one C-1205 Guide Set, complete with necessary fasteners	\$142.00 / EA	<b>CF-410 X 2DR HDWE</b> Includes all top and Bottom Pivot set and one C-994FP Hanger, complete with necessary fasteners	\$417.00 / EA
<b>C-2025 X 2DR HDWE</b> Includes two C-2025 3/8" Hangers, two C-2025 5/8" Hangers and one C-1205 Guide Set, complete with necessary fasteners	\$62.00 / EA	<b>CF-410 X 4DR HDWE</b> Includes two CF-410 Top and Bottom Pivot sets and two C-994FP Hangers, complete with necessary fasteners	\$834.00 / EA
<b>C-2025 X 3DR HDWE</b> Includes four C-2025 3/8" Hangers, two C-2025 5/8" Hangers and one C-1205 Guide Set, complete with necessary fasteners	\$96.00 / EA	<b>CF-410 Top and Bottom Pivot only</b> Includes all top and bottom pivot components, complete with necessary fasteners	\$237.45 / EA
<b>CF-515 X 2DR HDWE</b> Includes CF-515 Top and Bottom Pivot set and one C-996 Hanger, complete with necessary fasteners	\$387.00 / EA	<b>C-994FP Hanger</b> Includes top plate and complete with necessary fasteners	\$249.00 / EA
<b>CF-515 X 4DR HDWE</b> Includes two CF-515 Top and Bottom Pivot sets and two C-996 Hangers, complete with necessary fasteners	\$774.00 / EA	<b>CF-115 X 2DR HDWE</b> Includes CF-115 Top and Bottom Pivot set and one CF-115 Hanger, complete with necessary fasteners	\$135.00 / EA
<b>CF-515 Top and Bottom Pivot only</b> Includes all top and bottom pivot components, complete with necessary fasteners	\$250.75 / EA	<b>CF-115 X 4DR HDWE</b> Includes two CF-115 Top and Bottom Pivot sets and two CF-115 Hangers, complete with necessary fasteners	\$270.00 / EA
<b>C-996 Hanger</b> Includes top plate and complete with necessary fasteners	\$200.35 / EA	<b>CF-115 Top and Bottom Pivot only</b> Includes all top and bottom pivot components, complete with necessary fasteners	\$69.30 / EA
<b>CF-510 X 2DR HDWE</b> Includes CF-510 Top and Bottom Pivot set and one C-995FP Hanger, complete with necessary fasteners	\$447.00 / EA	<b>CF-115 Hanger</b> Includes top plate and complete with necessary fasteners	\$87.75 / EA
<b>CF-510 X 4DR HDWE</b> Includes two CF-510 Top and Bottom Pivot sets and two C-995FP Hangers, complete with necessary fasteners	\$894.00 / EA	<b>CF-100 X 2DR HDWE</b> Includes CF-100 Top and Bottom Pivot set and one CF-100-6 Wheel Guide, complete with necessary fasteners To be discontinued, available while quantities last	\$81.00 / EA
<b>CF-510 Top and Bottom Pivot only</b> Includes all top and bottom pivot components, complete with necessary fasteners	\$250.75 / EA	<b>CF-100 X 4DR HDWE</b> Includes two CF-100 Top and Bottom Pivot sets and two CF-100-6 Wheel Guides, complete with necessary fasteners To be discontinued, available while quantities last	\$161.00 / EA
<b>C-995FP Hanger</b> Includes top plate and complete with necessary fasteners	\$270.70 / EA	<b>CF-100 Top and Bottom Pivot only</b> Includes all top and bottom pivot components, complete with necessary fasteners To be discontinued, available while quantities last	\$74.25 / EA
<b>CF-415 X 2DR HDWE</b> Includes CF-415 Top and Bottom Pivot set and one C-993 Hanger, complete with necessary fasteners	\$355.00 / EA	<b>CF-100-6 Wheel Guide</b> Includes T-Bearing and guide, complete with necessary fasteners To be discontinued, available while quantities last	\$19.75 / EA
<b>CF-415 X 4DR HDWE</b> Includes two CF-415 Top and Bottom Pivot sets and two C-993 Hangers, complete with necessary fasteners	\$709.00 / EA		

Crowder Track Quality  
Sliding Door Hardware

# Bi-Folding Series

Prices effective Feb 1, 2024



## CF-515 Series

Hinges **not** included

### Complete kits for 2 door opening

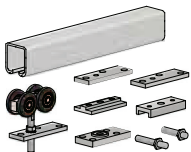
Each kit includes one C-204 Top Mount Track x kit size (2 x door width), one CF-515 Top and Bottom Pivot set, and one C-996 Hanger, complete with necessary fasteners.

CF-515 X 36" 2DR KIT	\$452.00 / EA
CF-515 X 48" 2DR KIT	\$474.00 / EA
CF-515 X 60" 2DR KIT	\$495.00 / EA
CF-515 X 72" 2DR KIT	\$517.00 / EA

### Complete kits for 4 door opening

Each kit includes one C-204 Top Mount Track x kit size (4 x door width), two CF-515 Top and Bottom Pivot set, and two C-996 Hanger, complete with necessary fasteners.

CF-515 X 72" 4DR KIT	\$904.00 / EA
CF-515 X 84" 4DR KIT	\$925.00 / EA
CF-515 X 96" 4DR KIT	\$947.00 / EA
CF-515 X 120" 4DR KIT	\$990.00 / EA
CF-515 X 144" 4DR KIT	\$1,033.00 / EA



## CF-510 Series

Hinges **not** included

### Complete kits for 2 door opening

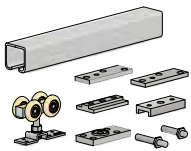
Each kit includes one C-204 Top Mount Track x kit size (2 x door width), one CF-510 Top and Bottom Pivot set, and one C-995FP Hanger, complete with necessary fasteners.

CF-510 X 36" 2DR KIT	\$512.00 / EA
CF-510 X 48" 2DR KIT	\$534.00 / EA
CF-510 X 60" 2DR KIT	\$556.00 / EA
CF-510 X 72" 2DR KIT	\$577.00 / EA

### Complete kits for 4 door opening

Each kit includes one C-204 Top Mount Track x kit size (4 x door width), two CF-510 Top and Bottom Pivot sets, and two C-995FP Hangers, complete with necessary fasteners.

CF-510 X 72" 4DR KIT	\$1,024.00 / EA
CF-510 X 84" 4DR KIT	\$1,046.00 / EA
CF-510 X 96" 4DR KIT	\$1,067.00 / EA
CF-510 X 120" 4DR KIT	\$1,111.00 / EA
CF-510 X 144" 4DR KIT	\$1,154.00 / EA



## CF-415 Series

Hinges **not** included

### Complete kits for 2 door opening

Each kit includes one C-104 Top Mount Track x kit size (2 x door width), one CF-415 Top and Bottom Pivot set, and one C-993 Hanger, complete with necessary fasteners.

CF-415 X 36" 2DR KIT	\$401.00 / EA
CF-415 X 48" 2DR KIT	\$417.00 / EA
CF-415 X 60" 2DR KIT	\$433.00 / EA
CF-415 X 72" 2DR KIT	\$448.00 / EA

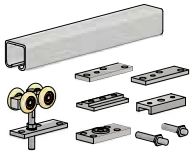
### Complete kits for 4 door opening

Each kit includes one C-104 Top Mount Track x kit size (4 x door width), two CF-415 Top and Bottom Pivot sets, and two C-993 Hangers, complete with necessary fasteners.

CF-415 X 72" 4DR KIT	\$802.00 / EA
CF-415 X 84" 4DR KIT	\$818.00 / EA
CF-415 X 96" 4DR KIT	\$834.00 / EA
CF-415 X 120" 4DR KIT	\$865.00 / EA
CF-415 X 144" 4DR KIT	\$896.00 / EA

# Bi-Folding Series

Prices effective Feb 1, 2024



## CF-410 Series

Hinges **not** included

### Complete kits for 2 door opening

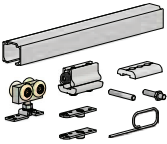
Each kit includes one C-104 Top Mount Track x kit size (2 x door width), one CF-410 Top and Bottom Pivot set, and one C-994FP Hanger, complete with necessary fasteners.

CF-410 X 36" 2DR KIT	\$464.00 / EA
CF-410 X 48" 2DR KIT	\$480.00 / EA
CF-410 X 60" 2DR KIT	\$496.00 / EA
CF-410 X 72" 2DR KIT	\$511.00 / EA

### Complete kits for 4 door opening

Each kit includes one C-104 Top Mount Track x kit size (4 x door width), two CF-410 Top and Bottom Pivot sets, and two C-994FP Hangers, complete with necessary fasteners.

CF-410 X 72" 4DR KIT	\$928.00 / EA
CF-410 X 84" 4DR KIT	\$944.00 / EA
CF-410 X 96" 4DR KIT	\$959.00 / EA
CF-410 X 120" 4DR KIT	\$991.00 / EA
CF-410 X 144" 4DR KIT	\$1,022.00 / EA



## CF-115[ ] Series

Hinges **not** included

### Complete kits for 2 door opening

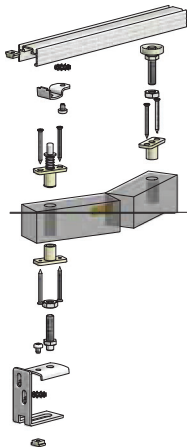
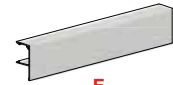
Each kit includes one C-400 Top Mount Track x kit size (2 x door width), one CF-115 Top and Bottom Pivot set, and one CF-115 Hanger, complete with necessary fasteners.

	No Suffix E.g. CF-115 X 24" 2DR KIT	F Includes one C-225 Fascia x track length E.g. CF-115F X 24" 2DR KIT
CF-115 X 24" 2DR KIT	\$162.00 / EA	\$195.00 / EA
CF-115 X 30" 2DR KIT	\$176.00 / EA	\$225.00 / EA
CF-115 X 36" 2DR KIT	\$176.00 / EA	\$225.00 / EA
CF-115 X 48" 2DR KIT	\$190.00 / EA	\$254.00 / EA
CF-115 X 60" 2DR KIT	\$204.00 / EA	\$284.00 / EA

### Complete kits for 4 door opening

Each kit includes one CF-115 Top Mount Track x kit size (4 x door width), two CF-115 Top and Bottom Pivot sets, and two CF-115 Hangers, complete with necessary fasteners.

	No Suffix E.g. CF-115 X 48" 4DR KIT	F Includes one C-225 Fascia x track length E.g. CF-115F X 48" 4DR KIT
CF-115 X 48" 4DR KIT	\$324.00 / EA	\$389.00 / EA
CF-115 X 60" 4DR KIT	\$338.00 / EA	\$419.00 / EA
CF-115 X 72" 4DR KIT	\$352.00 / EA	\$449.00 / EA
CF-115 X 84" 4DR KIT	\$366.00 / EA	\$479.00 / EA
CF-115 X 96" 4DR KIT	\$379.00 / EA	\$508.00 / EA



## CF-100 Series

Hinges **not** included - series to be discontinued, available while quantities last

### Complete kits for 2 door opening

Each kit includes one CF-100 Track x kit size (2 x door width), one CF-100 Top and Bottom Pivot set, and one CF-100-6 Wheel Guide, complete with necessary fasteners.

CF-100 X 24" 2DR KIT	\$98.00 / EA
CF-100 X 30" 2DR KIT	\$107.00 / EA
CF-100 X 36" 2DR KIT	\$107.00 / EA
CF-100 X 48" 2DR KIT	\$115.00 / EA
CF-100 X 60" 2DR KIT	\$125.00 / EA

### Complete kits for 4 door opening

Each kit includes one CF-100 Track x kit size (4 x door width), two CF-100 Top and Bottom Pivot sets, and two CF-100-6 Wheel Guides, complete with necessary fasteners.








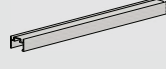
CF-100 X 48" 4DR KIT	\$196.00 / EA
CF-100 X 60" 4DR KIT	\$205.00 / EA
CF-100 X 72" 4DR KIT	\$213.00 / EA

# C-350/C-600/C-2025/C-2035/Bi-Folding Series









Prices effective Feb 1, 2024

## Individual Products



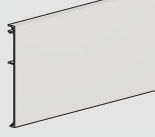
### Tracks

<b>C-104 Top Mount Track</b> Extruded aluminum, suitable for CF-410 and CF-415 Bi-Folding Series only.		\$15.65 / FT
<b>C-104 Top Mount Track C.A.</b> Clear anodized extruded aluminum, suitable for CF-410 and CF-415 Bi-Folding Series only.		\$21.95 / FT
<b>C-104 Top Mount Track BL.A.</b> Black anodized extruded aluminum, suitable for CF-410 and CF-415 Bi-Folding Series only.		\$29.00 / FT
<b>C-204 Top Mount Track</b> Extruded aluminum, suitable for CF-510 and CF-515 Bi-Folding Series only.		\$21.65 / FT
<b>C-350 Top Mount Track</b> Extruded aluminum		\$9.20 / FT
<b>C-400 Top Mount Track</b> Extruded aluminum		\$13.70 / FT
<b>C-600 Double Track</b> Extruded aluminum, suitable for 1 3/8 in [34.9 mm] thick doors.		\$18.95 / FT
<b>C-2025 Double Track</b> Extruded aluminum		\$11.50 / FT
<b>C-2035 Double Fascia Track C.A.</b> Clear anodized extruded aluminum		\$22.45 / FT
<b>C-2035 Double Fascia Track BL.A.</b> Black anodized extruded aluminum		\$35.95 / FT
<b>CF-100 Top Mount Track</b> Extruded aluminum, suitable for CF-100 Bi-Folding Series only To be discontinued, available while quantities last		\$8.60 / FT


### Hangers

<b>C-300 Hanger</b> Complete with expansion sleeve, suitable for C-350 and C-600 Track		\$37.55 / EA
<b>C-300 Expansion Sleeve Only</b> Suitable for C-300 or C-304 Hanger only		\$27.55 / EA
<b>C-350 Hanger</b> Complete with necessary fasteners, suitable for C-350 and C-600 Track		\$39.05 / EA
<b>C-2025 3/8" Offset Hanger</b> Complete with necessary fasteners, nylon wheel, suitable for C-2025 or C-2035 Track only		\$15.60 / EA
<b>C-2025 5/8" Offset Hanger</b> Complete with necessary fasteners, nylon wheel, suitable for C-2025 or C-2035 Track only		\$15.60 / EA
<b>C-2500 Flat Hanger</b> Complete with necessary fasteners, single ball bearing nylon wheel, suitable for C-2025 or C-2035 Track only		\$53.00 / EA
<b>C-2538 3/8" Offset Hanger</b> Complete with necessary fasteners, single ball bearing nylon wheel, suitable for C-2025 or C-2035 Track only		\$25.00 / EA
<b>C-2558 5/8" Offset Hanger</b> Complete with necessary fasteners, single ball bearing nylon wheel, suitable for C-2025 or C-2035 Track only		\$25.00 / EA

### Fascias

<b>C-130 Fascia C.A.</b> Clear anodized extruded aluminum. Can be used with multiple series.		\$20.00 / FT
<b>C-130 Fascia BL.A.</b> Black anodized extruded aluminum. Can be used with multiple series.		\$32.00 / FT
<b>C-140 Fascia C.A.</b> Clear anodized extruded aluminum. Can be used with multiple series.		\$23.25 / FT
<b>C-140 Fascia BL.A.</b> Black anodized extruded aluminum. Can be used with multiple series.		\$37.20 / FT
<b>C-150 Fascia C.A.</b> Formed Clear anodized extruded aluminum. Can be used with multiple series.		\$39.40 / FT
<b>C-160 Fascia C.A.</b> Formed Clear anodized extruded aluminum. Can be used with multiple series.		\$44.10 / FT
<b>C-170 Fascia C.A.</b> Clear anodized extruded aluminum. Can be used with multiple series.		\$28.75 / FT
<b>C-170 Fascia BL.A.</b> Black anodized extruded aluminum. Can be used with multiple series.		\$46.00 / FT
<b>C-171 Clip</b> Complete with Screws, recommended one for every 36 in [900 mm] of C-170 Fascia used.		\$22.50 / EA
<b>C-172 End Cap C.A. Pair</b> Clear anodized extruded aluminum. For use with C-170 Fascia only.		\$72.00 / SET
<b>C-225 Fascia C.A.</b> Formed clear anodized extruded aluminum. For use with CF-115 Bi-Folding Series only.		\$16.15 / FT

### Mounts

<b>CDSM-1 Custom Side Mount Bracket</b> Custom fabricated for double track set-up, shop drawing approval is required prior to fabrication, visit the website for more details. Contact Customer Service for suitable sliding door systems.		\$204.65 / EA
---	---	---------------


### Door Stops and Catches

<b>C-99 Rubber Dome Bumper</b> Complete with screw.		\$8.35 / EA
<b>C-100 In-Track Stop</b> Compatible with C-300, C-350, C-400, C-411, C-412, C-500, C-538, C-600 and C-650 Series, complete with screws		\$7.95 / EA





## Individual Products

### C-1200 Series


**C-1201 Center Nylon Guide**  
Complete with screws  \$7.25 / EA

**C-1202 Offset Nylon Guide**  
Complete with screws  \$7.25 / EA


**C-1203 Nylon Guide Set**  
Includes two C-1202 Offset Guides, complete with screws  \$7.55 / EA

**C-1204 Nylon Guide Set**  
Includes one C-1201 Center and two C-1202 Offset Guides, complete with screws  \$9.20 / EA


**C-1205 Nylon Guide Set**  
Self-aligning nylon guides for doors up to 1 3/8 in [34.9 mm] thick, complete with screws  \$9.20 / EA


**C-1206 Guide Strip**  
Includes two C-1202 Offset Guides per length, complete with screws for guides only  \$27.10 / FT


### C-201/C-200 Series

**C-200 Floor Guide**  
Complete with screws  \$14.70 / EA

**C-200B Spring Loaded Guide**  
Complete with screws  \$20.65 / EA


**C-200D-134 Bypass Double Guide (For bypassing applications)**  
For 1 3/4 in [44.5 mm] thick bypassing door applications, for track center to center spacing = 2 1/8 in [53.9 mm]  \$53.00 / EA

**C-200D-138 Bypass Double Guide (For bypassing applications)**  
For 1 3/8 in [34.9 mm] thick bypassing door applications, for track center to center spacing = 1 3/4 in [44.5 mm]  \$53.00 / EA

**CSM-200 Side Mount Guide**  
Complete with screws. For all side mount track applications.  \$40.50 / EA


**C-201 Guide Channel**  
Screws for mounting guide channel are not included.  \$10.35 / FT


### C-914/C-913 Series


**C-912 Adjustable Guide**  
Complete with screws  \$94.45 / EA


**C-913 Floor Guide**  
Complete with screws  \$40.05 / EA

**C-913-2 Double Roller Floor Guide**  
Complete with screws  \$117.40 / EA


**C-913-4 Quad Roller Floor Guide**  
Complete with screws  \$317.20 / EA

**C-913D-134 Bypass Double Guide (For bypassing applications)**  
For 1 3/4 in [44.5 mm] thick bypassing door applications, for track center to center spacing = 2 1/8 in [53.9 mm]  \$70.95 / EA


**C-913D-138 Bypass Double Guide (For bypassing applications)**  
For 1 3/8 in [34.9 mm] thick bypassing door applications, for track center to center spacing = 1 3/4 in [44.5 mm]  \$70.95 / EA

**C-913SL Spring Loaded Guide**  
Complete with screws  \$193.70 / EA

**CSM-913 Side Mount Guide**  
Complete with screws. For all side mount track applications.  \$61.20 / EA

**CSM-913-2HD Heavy-Duty Side Mount Double Guide**  
Complete with screws. For side mount track applications.  \$136.40 / EA









**C-914 Guide Channel**  
Screws for mounting guide channel are not included.  \$12.90 / FT

**C-917 Guide Channel C.A.**  
Clear anodized extruded aluminum c/w pile insert  \$27.65 / FT

# Guide Systems

Prices effective Feb 1, 2024

## Guide Threshold Series

<b>C-200 Floor Guide</b> Complete with screws		\$14.70 / EA
<b>C-200B Spring Loaded Guide</b> Complete with screws		\$20.65 / EA
<b>C-210 Single Guide Threshold C.A.</b> For single door use		\$14.40 / FT
<b>C-210 Single Guide Threshold BL.A.</b> For single door use		\$23.05 / FT
<b>C-202 Double Groove Guide Threshold C.A.</b> Ideal for double track bypassing applications, for 1 3/4 in [44.5 mm] thick doors with track center to center spacing = 2 1/8 in [53.9 mm]		\$21.40 / FT
<b>C-202 Double Groove Guide Threshold BL.A.</b> Ideal for double track bypassing applications, for 1 3/4 in [44.5 mm] thick doors with track center to center spacing = 2 1/8 in [53.9 mm]		\$34.25 / FT
<b>C-202-3 Triple Groove Guide Threshold C.A.</b> Ideal for triple track bypassing applications, for 1 3/4 in [44.5 mm] thick doors with track center to center spacing = 2 1/8 in [53.9 mm]		\$34.50 / FT
<b>C-202-3 Triple Groove Guide Threshold BL.A.</b> Ideal for triple track bypassing applications, for 1 3/4 in [44.5 mm] thick doors with track center to center spacing = 2 1/8 in [53.9 mm]		\$55.20 / FT
<b>C-202S Double Groove *Sloped* Guide Threshold C.A.</b> Ideal for double track bypassing applications, for 1 3/4 in [44.5 mm] thick doors with track center to center spacing = 2 1/8 in [53.9 mm]		\$28.70 / FT
<b>C-202S Double Groove *Sloped* Guide Threshold BL.A.</b> Ideal for double track bypassing applications, for 1 3/4 in [44.5 mm] thick doors with track center to center spacing = 2 1/8 in [53.9 mm]		\$45.95 / FT
<b>C-202S-3 Triple Groove *Sloped* Guide Threshold C.A.</b> Ideal for triple track bypassing applications, for 1 3/4 in [44.5 mm] thick doors with track center to center spacing = 2 1/8 in [53.9 mm]		\$82.65 / FT
<b>C-202S-3 Triple Groove *Sloped* Guide Threshold BL.A.</b> Ideal for triple track bypassing applications, for 1 3/4 in [44.5 mm] thick doors with track center to center spacing = 2 1/8 in [53.9 mm]		\$132.25 / FT
<b>C-202S-4 Quad Groove *Sloped* Guide Threshold BL.A.</b> Ideal for quadruple track bypassing applications, for 1 3/4 in [44.5 mm] thick doors with track center to center spacing = 2 1/8 in [53.9 mm]		\$115.75 / FT
<b>C-202S-4 Quad Groove *Sloped* Guide Threshold BL.A.</b> Ideal for quadruple track bypassing applications, for 1 3/4 in [44.5 mm] thick doors with track center to center spacing = 2 1/8 in [53.9 mm]		\$185.20 / FT

<b>C-238 Double Groove Guide Threshold C.A.</b> Ideal for double track bypassing applications, for 1 3/8 in [34.9 mm] thick doors with track center to center spacing = 1 3/4 in [44.5 mm]		\$21.40 / FT
<b>C-238 Double Groove Guide Threshold BL.A.</b> Ideal for double track bypassing applications, for 1 3/8 in [34.9 mm] thick doors with track center to center spacing = 1 3/4 in [44.5 mm]		\$34.25 / FT
<b>C-238-3 Triple Groove Guide Threshold C.A.</b> Ideal for triple track bypassing applications, for 1 3/8 in [34.9 mm] thick doors with track center to center spacing = 1 3/4 in [44.5 mm]		\$34.50 / FT
<b>C-238-3 Triple Groove Guide Threshold BL.A.</b> Ideal for triple track bypassing applications, for 1 3/8 in [34.9 mm] thick doors with track center to center spacing = 1 3/4 in [44.5 mm]		\$55.20 / FT
<b>C-238S Double Groove *Sloped* Guide Threshold C.A.</b> Ideal for double track bypassing applications, for 1 3/8 in [34.9 mm] thick doors with track center to center spacing = 1 3/4 in [44.5 mm]		\$28.70 / FT
<b>C-238S Double Groove *Sloped* Guide Threshold BL.A.</b> Ideal for double track bypassing applications, for 1 3/8 in [34.9 mm] thick doors with track center to center spacing = 1 3/4 in [44.5 mm]		\$45.95 / FT
<b>C-238S-3 Triple Groove *Sloped* Guide Threshold C.A.</b> Ideal for triple track bypassing applications, for 1 3/8 in [34.9 mm] thick doors with track center to center spacing = 1 3/4 in [44.5 mm]		\$82.65 / FT
<b>C-238S-3 Triple Groove *Sloped* Guide Threshold BL.A.</b> Ideal for triple track bypassing applications, for 1 3/8 in [34.9 mm] thick doors with track center to center spacing = 1 3/4 in [44.5 mm]		\$132.25 / FT
<b>C-238S-4 Quad Groove *Sloped* Guide Threshold C.A.</b> Ideal for quadruple track bypassing applications, for 1 3/8 in [34.9 mm] thick doors with track center to center spacing = 1 3/4 in [44.5 mm]		\$115.75 / FT
<b>C-238S-4 Quad Groove *Sloped* Guide Threshold BL.A.</b> Ideal for quadruple track bypassing applications, for 1 3/8 in [34.9 mm] thick doors with track center to center spacing = 1 3/4 in [44.5 mm]		\$185.20 / FT

## Notes

---

---

---

---

---

---

---

---

---

---

Crowder Track Quality  
Sliding Door Hardware

# Door Locks and Pull

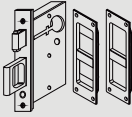
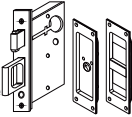
Prices effective Feb 1, 2024

## 1. Door Locks and Pulls Ordering Information

- All prices are suggested list unless otherwise noted.
- The Door Locks and Pulls components fall under the Door Locks and Pulls (DLP) price category.
- Most components are stocked in 626 Dull Chrome finish and some components are not stocked therefore they will be custom order. It is recommended to contact Customer Service for stock levels and lead times when placing orders.
- Note:** The backsets of lock bodies and suitable door thicknesses of flush pulls when ordering. The sizes listed are the standard sizes that KNC offers. Contact Customer Service for custom backsets or door thicknesses.
- Specifying and ordering with Suffix ID Options:

Where [ ] is shown, there is more than one way to order the pull/locksets or components.

Review the chart and choose the option as desired. See below for example:

Available finishes:		x 626	x 605	x 606	x 613	x 618	x 619	x 622	x 625	x WH
		Dull Chrome (C26D, US26D)	Bright Brass (C3, US3)	Dull Brass (C4, US4)	Oil Rubbed Bronze (C10B, US10B)	Bright Nickel Plated (C14, US14)	Dull Nickel Plated (C15, US15)	Flat Black Coated (C19, US19)	Bright Chrome (C26, US26)	White
 <p><b>C-90L-ET [ ]</b> Privacy Lockset and Edge Pull 2 3/4 in [69.8 mm] backset Includes one C-90L Lock and Edge Pull Body, one C-90E Flip Cover Emergency Access and one C-90T Thumb Slide Flush Pulls, suitable for 1 3/8 in [34.9 mm] - 2 1/4 in [57.2 mm] thick doors.</p>		\$1,214.00 / EA	\$1,397.00 / EA	\$1,397.00 / EA	\$1,397.00 / EA	\$1,397.00 / EA	\$1,397.00 / EA	\$1,397.00 / EA	\$1,397.00 / EA	
								\$1,397.00 / EA	\$1,397.00 / EA	
 <p><b>C-90L-OT X LH [ ]</b> Left-Handed Occupancy Privacy Lockset and Edge Pull 2 3/4 in [69.8 mm] backset Includes one C-90L Lock and Edge Pull Body, one C-90OI Occupancy Indicator with Coin Turn and one C-90T Thumb Slide Flush Pulls, suitable for 1 3/4 in [44.5 mm] - 2 1/4 in [57.2 mm] thick doors.</p>		\$1,249.00 / EA	\$1,437.00 / EA	\$1,437.00 / EA	\$1,437.00 / EA	\$1,437.00 / EA	\$1,437.00 / EA	\$1,437.00 / EA	\$1,437.00 / EA	
								\$1,437.00 / EA	\$1,437.00 / EA	

Therefore, if the C-90L-ET Privacy Set in 622 Flat Black finish, order as follows:

**C-90L-ET X 622**

The X 622 is the finish code used as the suffix ID option shown here.

The suffix ID replaces the [ ] space of the lockset.

**Suffix ID options are for multiple finish options. Review before specifying/ordering. If there is no price in the chart, the finish is not available for the product.**

## Notes

---

---

---

---

---

---

---

---

---

---













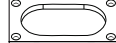





---

# Door Locks and Pull

Prices effective Feb 1, 2024

## Flush Pulls only

Ideal for all types of sliding applications where front and/or back face pulls are required

		Available finishes:									
											
		<b>x 626</b> Dull Chrome (C26D, US26D)	<b>x 605</b> Bright Brass (C3, US3)	<b>x 606</b> Dull Brass (C4, US4)	<b>x 613</b> Oil Rubbed Bronze (C10B, US10B)	<b>x 618</b> Bright Nickel Plated (C14, US14)	<b>x 619</b> Dull Nickel Plated (C15, US15)	<b>x 622</b> Flat Black Coated (C19, US19)	<b>x 625</b> Bright Chrome (C26, US26)	<b>x 630</b> Satin Stainless Steel (C32D, US32D)	
C-90B [ ] Blank Flush Pull		\$324.00 / EA	\$373.00 / EA	\$373.00 / EA	\$373.00 / EA	\$373.00 / EA	\$373.00 / EA	\$373.00 / EA	\$373.00 / EA		
C-90BH [ ] Swing-Out Handle Flush Pull		\$605.00 / EA	\$696.00 / EA	\$696.00 / EA	\$696.00 / EA	\$696.00 / EA	\$696.00 / EA	\$696.00 / EA	\$696.00 / EA		
C-15B-C [ ] Concealed Mount Flush Pull								\$569.00 / EA		\$510.00 / EA	
C-80B [ ] Blank Flush Pull		\$187.00 / EA	\$221.00 / EA	\$221.00 / EA	\$221.00 / EA	\$221.00 / EA	\$221.00 / EA	\$221.00 / EA	\$221.00 / EA		
C-60RB [ ] Single Round Blank Flush Pull		\$192.00 / EA	\$221.00 / EA	\$221.00 / EA	\$221.00 / EA	\$221.00 / EA	\$221.00 / EA	\$221.00 / EA	\$221.00 / EA		
C-60RBX2 [ ] Pair of Round Blank Flush Pull		\$368.00 / EA	\$424.00 / EA	\$424.00 / EA	\$424.00 / EA	\$424.00 / EA	\$424.00 / EA	\$424.00 / EA	\$424.00 / EA		
C-60SB [ ] Square Blank Flush Pull		\$192.00 / EA	\$221.00 / EA	\$221.00 / EA	\$221.00 / EA	\$221.00 / EA	\$221.00 / EA	\$221.00 / EA	\$221.00 / EA		
C-71 [ ] Rectangular Blank Flush Pull		\$20.00 / EA	\$28.00 / EA		\$32.00 / EA			\$26.00 / EA			
C-72 [ ] Oval Blank Flush Pull		\$19.00 / EA	\$27.00 / EA		\$31.00 / EA			\$25.00 / EA			





## Edge Pulls only

Ideal for all types of sliding applications where edge pulls are required

		Available finishes:									
											
		<b>x 626</b> Dull Chrome (C26D, US26D)	<b>x 605</b> Bright Brass (C3, US3)	<b>x 606</b> Dull Brass (C4, US4)	<b>x 613</b> Oil Rubbed Bronze (C10B, US10B)	<b>x 618</b> Bright Nickel Plated (C14, US14)	<b>x 619</b> Dull Nickel Plated (C15, US15)	<b>x 622</b> Flat Black Coated (C19, US19)	<b>x 625</b> Bright Chrome (C26, US26)	<b>x WH</b> White	
C-91 [ ] Edge Pull		\$459.00 / EA	\$528.00 / EA	\$528.00 / EA	\$528.00 / EA	\$528.00 / EA	\$528.00 / EA	\$528.00 / EA	\$528.00 / EA		
C-61 [ ] Edge Pull		\$260.00 / EA	\$299.00 / EA	\$299.00 / EA	\$299.00 / EA	\$299.00 / EA	\$299.00 / EA	\$299.00 / EA	\$299.00 / EA		
C-21 [ ] Edge Pull		\$54.00 / EA	\$57.00 / EA	\$104.00 / EA	\$87.00 / EA		\$132.00 / EA	\$111.00 / EA	\$104.00 / EA	\$132.00 / EA	

## Frameless Glass Door Pulls

Ideal for all glass pocket doors, barn doors, and all types of sliding applications where pulls are required

		Available finishes:	
			
		<b>x 622</b> Flat Black Coated (C19, US19)	<b>x 630</b> Satin Stainless Steel (C32D, US32D)
CGP-012 [ ] Glass Door Pull For 1/2 in [12 mm] thick doors only.		\$570.00 / EA	\$450.00 / EA
CGP-038 [ ] Glass Door Pull For 3/8 in [10 mm] thick doors only.		\$570.00 / EA	\$450.00 / EA











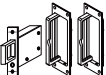











# Door Locks and Pull

Prices effective Feb 1, 2024

## Passage Sets

Ideal for pocket doors, barn doors, and all types of sliding applications where edge and face pulls are required.

» Selected options below are also ideal for 2 door bypassing closet applications where access to the rear door flush pull may be inaccessible due to being behind front door, edge pull provides full access. More details on website.

Available finishes:											
		<b>x 626</b> Dull Chrome (C26D, US26D)	<b>x 605</b> Bright Brass (C3, US3)	<b>x 606</b> Dull Brass (C4, US4)	<b>x 613</b> Oil Rubbed Bronze (C10B, US10B)	<b>x 618</b> Bright Nickel Plated (C14, US14)	<b>x 619</b> Dull Nickel Plated (C15, US15)	<b>x 622</b> Flat Black Coated (C19, US19)	<b>x 625</b> Bright Chrome (C26, US26)	<b>x 630</b> Satin Stainless Steel (C32D, US32D)	<b>x WH</b> White
<b>C-91-BB [ ]</b> Passage Pull Set » Includes one C-91 Edge Pull and two C-90B Flush Pulls.		\$1,049.00 / EA	\$1,207.00 / EA	\$1,207.00 / EA	\$1,207.00 / EA	\$1,207.00 / EA	\$1,207.00 / EA	\$1,207.00 / EA	\$1,207.00 / EA		
<b>C-91-BHBH [ ]</b> Passage Pull Set » Includes one C-91 Edge Pull and two C-90BH Swing-Out Handle Flush Pulls.		\$1,610.00	\$1,852.00 / EA	\$1,852.00 / EA	\$1,852.00 / EA	\$1,852.00 / EA	\$1,852.00 / EA	\$1,852.00 / EA	\$1,852.00 / EA		
<b>C-61-BB [ ]</b> Passage Pull Set » Includes one C-61 Edge Pull and two C-90B Flush Pulls.		\$849.00 / EA	\$977.00 / EA	\$977.00 / EA	\$977.00 / EA	\$977.00 / EA	\$977.00 / EA	\$977.00 / EA	\$977.00 / EA		
<b>C-61-RBB [ ]</b> Passage Pull Set » Includes one C-61 Edge Pull and two C-60RB Round Flush Pulls.		\$587.00 / EA	\$676.00 / EA	\$676.00 / EA	\$676.00 / EA	\$676.00 / EA	\$676.00 / EA	\$676.00 / EA	\$676.00 / EA		
<b>C-61-SBB [ ]</b> Passage Pull Set » Includes one C-61 Edge Pull and two C-60SB Square Flush Pulls.		\$587.00 / EA	\$676.00 / EA	\$676.00 / EA	\$676.00 / EA	\$676.00 / EA	\$676.00 / EA	\$676.00 / EA	\$676.00 / EA		
<b>C-23 [ ]</b> Wood Door Pull For 1 3/8 in [34.9 mm] thick doors only.								\$263.00 / EA		\$221.00 / EA	
<b>C-25 [ ]</b> Wood Door Pull For 1 3/4 in [44.5 mm] thick doors only.								\$271.00 / EA		\$228.00 / EA	
<b>C-34 [ ]</b> Round Passage Door Pull Suitable for 1 3/8 in [34.9 mm] and 1 3/4 in [44.5 mm] thick doors.		\$79.00 / EA			\$91.00 / EA		\$91.00 / EA	\$91.00 / EA	\$91.00 / EA		
<b>C-40 [ ]</b> Passage Door Pull Specify door thickness when ordering, only available for 1 3/8 in [34.9 mm] or 1 3/4 in [44.5 mm] thick doors.		\$56.00 / EA	\$58.00 / EA	\$62.00 / EA	\$72.00 / EA		\$87.00 / EA	\$90.00 / EA	\$58.00 / EA		\$87.00 / EA
<b>C-21-BB [ ]</b> Passage Pull Set » Includes one C-21 Edge Pull and two C-90B Flush Pulls.		\$648.00 / EA	\$749.00 / EA	\$803.00 / EA	\$784.00 / EA		\$835.00 / EA	\$811.00 / EA	\$803.00 / EA		
<b>C-2180 [ ]</b> Passage Pull Set » Includes one C-21 Edge Pull and two C-80B Flush Pulls.		\$385.00 / EA	\$447.00 / EA	\$501.00 / EA	\$481.00 / EA		\$533.00 / EA	\$509.00 / EA	\$501.00 / EA		
<b>C-2171 [ ]</b> Passage Pull Set » Includes one C-21 Edge Pull and two C-71 Rectangular Flush Pulls.		\$105.00 / EA	\$136.00 / EA		\$184.00 / EA			\$196.00 / EA	\$227.00 / EA		
<b>C-2172 [ ]</b> Passage Pull Set » Includes one C-21 Edge Pull and two C-72 Oval Flush Pulls.		\$104.00 / EA	\$137.00 / EA		\$183.00 / EA			\$196.00 / EA	\$227.00 / EA		

Door Locks & Pulls


# Door Locks and Pull

Prices effective Feb 1, 2024

## Privacy Locksets

Ideal for pocket doors, barn doors, and all types of sliding applications where privacy locking is required

Door Locks & Pulls

Available finishes:		 <b>x 626</b> Dull Chrome (C26D, US26D)	 <b>x 605</b> Bright Brass (C3, US3)	 <b>x 606</b> Dull Brass (C4, US4)	 <b>x 613</b> Oil Rubbed Bronze (C10B, US10B)	 <b>x 618</b> Bright Nickel Plated (C14, US14)	 <b>x 619</b> Dull Nickel Plated (C15, US15)	 <b>x 622</b> Flat Black Coated (C19, US19)	 <b>x 625</b> Bright Chrome (C26, US26)	 <b>x WH</b> White
<b>C-90L-ET [ ]</b> Privacy Lockset and Edge Pull 2 3/4 in [69.8 mm] backset Includes one C-90L Lock and Edge Pull Body, one C-90E Flip Cover, Emergency Access and one C-90T Thumb Slide Flush Pulls, suitable for 1 3/8 in [34.9 mm] - 2 1/4 in [57.2 mm] thick doors.		\$1,214.00 / EA	\$1,397.00 / EA	\$1,397.00 / EA	\$1,397.00 / EA	\$1,397.00 / EA	\$1,397.00 / EA	\$1,397.00 / EA	\$1,397.00 / EA	
<b>C-90L-OT X LH [ ]</b> Left-Handed Occupancy Privacy Lockset and Edge Pull 2 3/4 in [69.8 mm] backset Includes one C-90L Lock and Edge Pull Body, one C-90OI Occupancy Indicator with Coin Turn and one C-90T Thumb Slide Flush Pulls, suitable for 1 3/4 in [44.5 mm] - 2 1/4 in [57.2 mm] thick doors.		\$1,249.00 / EA	\$1,437.00 / EA	\$1,437.00 / EA	\$1,437.00 / EA	\$1,437.00 / EA	\$1,437.00 / EA	\$1,437.00 / EA	\$1,437.00 / EA	
<b>C-90L-OT X RH [ ]</b> Right-Handed Occupancy Privacy Lockset and Edge Pull 2 3/4 in [69.8 mm] backset Includes one C-90L Lock and Edge Pull Body, one C-90OI Occupancy Indicator with Coin Turn and one C-90T Thumb Slide Flush Pulls, suitable for 1 3/4 in [44.5 mm] - 2 1/4 in [57.2 mm] thick doors.		\$1,249.00 / EA	\$1,437.00 / EA	\$1,437.00 / EA	\$1,437.00 / EA	\$1,437.00 / EA	\$1,437.00 / EA	\$1,437.00 / EA	\$1,437.00 / EA	
<b>C-90L-TT [ ]</b> Privacy Lockset and Edge Pull 2 3/4 in [69.8 mm] backset Includes one C-90L Lock and Edge Pull Body and two C-90TS Thumb Slide Flush Pulls with Short Spindle, suitable for 1 3/4 in [44.5 mm] - 2 1/4 in [57.2 mm] thick doors.		\$1,214.00 / EA	\$1,397.00 / EA	\$1,397.00 / EA	\$1,397.00 / EA	\$1,397.00 / EA	\$1,397.00 / EA	\$1,397.00 / EA	\$1,397.00 / EA	
<b>C-92L-ET [ ]</b> Privacy Lockset 2 3/4 in [69.8 mm] backset Includes one C-92L Lock Body, one C-90E Flip Cover Emergency Access and one C-90T Thumb Slide Flush Pulls, suitable for 1 3/8 in [34.9 mm] - 2 1/4 in [57.2 mm] thick doors.		\$1,155.00 / EA	\$1,329.00 / EA	\$1,329.00 / EA	\$1,329.00 / EA	\$1,329.00 / EA	\$1,329.00 / EA	\$1,329.00 / EA	\$1,329.00 / EA	
<b>C-92L-OT X LH [ ]</b> Left-Handed Occupancy Privacy Lockset 2 3/4 in [69.8 mm] backset Includes one C-92L Lock Body, one C-90OI Occupancy Indicator with Coin Turn and one C-90T Thumb Slide Flush Pulls, suitable for 1 3/4 in [44.5 mm] - 2 1/4 in [57.2 mm] thick doors.		\$1,190.00 / EA	\$1,369.00 / EA	\$1,369.00 / EA	\$1,369.00 / EA	\$1,369.00 / EA	\$1,369.00 / EA	\$1,369.00 / EA	\$1,369.00 / EA	
<b>C-92L-OT X RH [ ]</b> Right-Handed Occupancy Privacy Lockset 2 3/4 in [69.8 mm] backset Includes one C-92L Lock Body, one C-90OI Occupancy Indicator with Coin Turn and one C-90T Thumb Slide Flush Pulls, suitable for 1 3/4 in [44.5 mm] - 2 1/4 in [57.2 mm] thick doors.		\$1,190.00 / EA	\$1,369.00 / EA	\$1,369.00 / EA	\$1,369.00 / EA	\$1,369.00 / EA	\$1,369.00 / EA	\$1,369.00 / EA	\$1,369.00 / EA	
<b>C-92L-TT [ ]</b> Privacy Lockset 2 3/4 in [69.8 mm] backset Includes one C-92L Lock Body and two C-90TS Thumb Slide Flush Pulls with Short Spindle, suitable for 1 3/4 in [44.5 mm] - 2 1/4 in [57.2 mm] thick doors.		\$1,155.00 / EA	\$1,329.00 / EA	\$1,329.00 / EA	\$1,329.00 / EA	\$1,329.00 / EA	\$1,329.00 / EA	\$1,329.00 / EA	\$1,329.00 / EA	










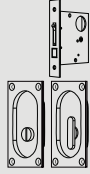
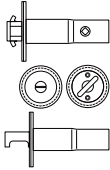
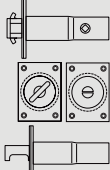
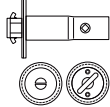
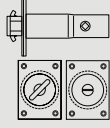
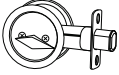



# Door Locks and Pull

Prices effective Feb 1, 2024

## Privacy Locksets

Ideal for pocket doors, barn doors, and all types of sliding applications where privacy locking is required

									
Available finishes:	x 626 Dull Chrome (C26D, US26D)	x 605 Bright Brass (C3, US3)	x 606 Dull Brass (C4, US4)	x 613 Oil Rubbed Bronze (C10B, US10B)	x 618 Bright Nickel Plated (C14, US14)	x 619 Dull Nickel Plated (C15, US15)	x 622 Flat Black Coated (C19, US19)	x 625 Bright Chrome (C26, US26)	x WH White
<b>C-80L-ET [ ]</b> Privacy Lockset and Edge Pull 2 3/4 in [69.8 mm] backset Includes one C-80L Lock and Edge Pull Body, one C-80E Emergency Coin Turn Release and one C-80T Thumb Turn Flush Pulls, suitable for 1 3/8 in [34.9 mm] - 1 3/4 in [44.5 mm] thick doors.		\$925.00 / EA	\$1,064.00 / EA	\$1,064.00 / EA	\$1,064.00 / EA	\$1,064.00 / EA	\$1,064.00 / EA	\$1,064.00 / EA	
<b>C-60L-RET [ ]</b> Privacy Lockset and Edge Pull 2 3/8 in [60.3 mm] backset Includes one C-62L Lock Body, one C-61 Edge Pull, one C-60RE Round ER Coin Turn and one C-60RT Round Thumb Turn Flush Pulls, suitable for 1 3/8 in [34.9 mm] - 1 3/4 in [44.5 mm] thick doors.		\$962.00 / EA	\$1,107.00 / EA	\$1,107.00 / EA	\$1,107.00 / EA	\$1,107.00 / EA	\$1,107.00 / EA	\$1,107.00 / EA	
<b>C-60L-SET [ ]</b> Privacy Lockset and Edge Pull 2 3/8 in [60.3 mm] backset Includes one C-62L Lock Body, one C-61 Edge Pull, one C-60SE Square ER Coin Turn and one C-60ST Square Thumb Turn Flush Pulls, suitable for 1 3/8 in [34.9 mm] - 1 3/4 in [44.5 mm] thick doors.		\$962.00 / EA	\$1,107.00 / EA	\$1,107.00 / EA	\$1,107.00 / EA	\$1,107.00 / EA	\$1,107.00 / EA	\$1,107.00 / EA	
<b>C-62L-RET [ ]</b> Privacy Lockset 2 3/8 in [60.3 mm] backset Includes one C-62L Lock Body, one C-60RE Round ER Coin Turn and one C-60RT Round Thumb Turn Flush Pulls, suitable for 1 3/8 in [34.9 mm] - 1 3/4 in [44.5 mm] thick doors.		\$744.00 / EA	\$856.00 / EA	\$856.00 / EA	\$856.00 / EA	\$856.00 / EA	\$856.00 / EA	\$856.00 / EA	
<b>C-62L-SET [ ]</b> Privacy Lockset 2 3/8 in [60.3 mm] backset Includes one C-62L Lock Body, one C-60SE Square ER Coin Turn and one C-60ST Square Thumb Turn Flush Pulls, suitable for 1 3/8 in [34.9 mm] - 1 3/4 in [44.5 mm] thick doors.		\$744.00 / EA	\$856.00 / EA	\$856.00 / EA	\$856.00 / EA	\$856.00 / EA	\$856.00 / EA	\$856.00 / EA	
<b>C-35 [ ]</b> Round Privacy Lockset and Edge Pull 2 3/8 in [60.3 mm] backset Suitable for 1 3/8 in [34.9 mm] and 1 3/4 in [44.5 mm] thick doors.		\$85.00 / EA			\$98.00 / EA	\$98.00 / EA	\$98.00 / EA	\$98.00 / EA	
<b>C-30 [ ]</b> Privacy Lockset and Edge Pull Specify door thickness when ordering, only available for 1 3/8 in [34.9 mm] or 1 3/4 in [44.5 mm] thick doors.		\$57.00 / EA	\$60.00 / EA	\$68.00 / EA	\$72.00 / EA	\$92.00 / EA	\$90.00 / EA	\$60.00 / EA	\$92.00 / EA

Door Locks & Pulls









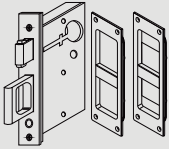


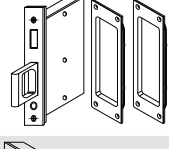

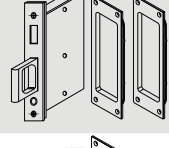
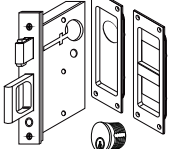
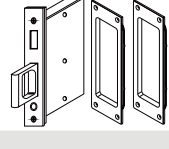


# Door Locks and Pull

Prices effective Feb 1, 2024

## Bi-Parting Passage and Locksets

Ideal for all types of sliding applications where double door bi-parting application locking is required

Door Locks & Pulls











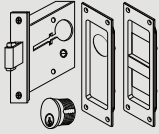
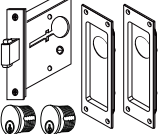
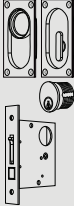
Available finishes:		 <b>x 626</b> Dull Chrome (C26D, US26D)	 <b>x 605</b> Bright Brass (C3, US3)	 <b>x 606</b> Dull Brass (C4, US4)	 <b>x 613</b> Oil Rubbed Bronze (C10B, US10B)	 <b>x 618</b> Bright Nickel Plated (C14, US14)	 <b>x 619</b> Dull Nickel Plated (C15, US15)	 <b>x 622</b> Flat Black Coated (C19, US19)	 <b>x 625</b> Bright Chrome (C26, US26)
<b>C-90BP-ET [ ]</b> Privacy Lockset and Edge Pull 2 3/4 in [69.8 mm] backset Includes one C-90S Strike and Edge Pull Body and two C-90B Blank Flush Pulls, one C-90L Lock and Edge Pull Body, one C-90E Flip Cover Emergency Access and one C-90T Thumb Slide Flush Pulls, suitable for 1 3/8 in [34.9 mm] - 2 1/4 in [57.2 mm] thick doors.		\$2,322.00 / EA	\$2,671.00 / EA	\$2,671.00 / EA	\$2,671.00 / EA	\$2,671.00 / EA	\$2,671.00 / EA	\$2,671.00 / EA	\$2,671.00 / EA
									
<b>C-90BP-OT X LH [ ]</b> Left-Handed Occupancy Privacy Lockset and Edge Pull 2 3/4 in [69.8 mm] backset Includes one C-90S Strike and Edge Pull Body and two C-90B Blank Flush Pulls, one C-90L Lock and Edge Pull Body, one C-90OI Occupancy Indicator with Coin Turn and one C-90T Thumb Slide Flush Pulls, suitable for 1 3/4 in [44.5 mm] - 2 1/4 in [57.2 mm] thick doors.		\$2,357.00 / EA	\$2,711.00 / EA	\$2,711.00 / EA	\$2,711.00 / EA	\$2,711.00 / EA	\$2,711.00 / EA	\$2,711.00 / EA	\$2,711.00 / EA
									
<b>C-90BP-OT X RH [ ]</b> Right-Handed Occupancy Privacy Lockset and Edge Pull 2 3/4 in [69.8 mm] backset Includes one C-90S Strike and Edge Pull Body and two C-90B Blank Flush Pulls, one C-90L Lock and Edge Pull Body, one C-90OI Occupancy Indicator with Coin Turn and one C-90T Thumb Slide Flush Pulls, suitable for 1 3/4 in [44.5 mm] - 2 1/4 in [57.2 mm] thick doors.		\$2,357.00 / EA	\$2,711.00 / EA	\$2,711.00 / EA	\$2,711.00 / EA	\$2,711.00 / EA	\$2,711.00 / EA	\$2,711.00 / EA	\$2,711.00 / EA
									
<b>C-90BP-CT [ ]</b> Security Lockset and Edge Pull 2 3/4 in [69.8 mm] backset Includes one C-90S Strike and Edge Pull Body and two C-90B Blank Flush Pulls, one C-90L Lock and Edge Pull Body, one C-90C Cylinder Flush Pull, one Cylinder and one C-90T Thumb Slide Flush Pull, suitable for 1 3/8 in [34.9 mm] - 2 1/4 in [57.2 mm] thick doors.		\$2,304.00 / EA	\$2,650.00 / EA	\$2,650.00 / EA	\$2,650.00 / EA	\$2,650.00 / EA	\$2,650.00 / EA	\$2,650.00 / EA	\$2,650.00 / EA
									
<b>C-90S-BB [ ]</b> Strike and Edge Pull Set only <b>If ordered separately</b> Includes one C-90S Strike and Edge Pull Body and two C-90B Blank Flush Pulls, suitable for 1 3/8 in [34.9 mm] - 2 1/4 in [57.2 mm] thick doors.		\$1,108.00 / EA	\$1,275.00 / EA	\$1,275.00 / EA	\$1,275.00 / EA	\$1,275.00 / EA	\$1,275.00 / EA	\$1,275.00 / EA	\$1,275.00 / EA
									

# Door Locks and Pull

Prices effective Feb 1, 2024

## Security Locksets

Ideal for pocket doors, barn doors, and all types of sliding applications where security locking is required

		Available finishes:									
		 x 626 <b>Dull Chrome</b> (C26D, US26D)	 x 605 <b>Bright Brass</b> (C3, US3)	 x 606 <b>Dull Brass</b> (C4, US4)	 x 613 <b>Oil Rubbed Bronze</b> (C10B, US10B)	 x 618 <b>Bright Nickel Plated</b> (C14, US14)	 x 619 <b>Dull Nickel Plated</b> (C15, US15)	 x 622 <b>Flat Black Coated</b> (C19, US19)	 x 625 <b>Bright Chrome</b> (C26, US26)		
 <p><b>C-90L-CT [ ]</b> Security Lockset and Edge Pull 2 3/4 in [69.8 mm] backset Includes one C-90L Lock and Edge Pull Body, one C-90C Cylinder Flush Pull, one Cylinder and one C-90T Thumb Slide Flush Pulls, suitable for 1 3/8 in [34.9 mm] - 2 1/4 in [57.2 mm] thick doors.</p>		\$1,197.00 / EA	\$1,377.00 / EA	\$1,377.00 / EA	\$1,377.00 / EA	\$1,377.00 / EA	\$1,377.00 / EA	\$1,390.00 / EA	\$1,377.00 / EA		
	 <p><b>C-90L-CC [ ]</b> Double Security Lockset and Edge Pull 2 3/4 in [69.8 mm] backset Includes one C-90L Lock and Edge Pull Body, two C-90C Cylinder Flush Pulls and two Cylinders, suitable for 1 3/4 in [44.5 mm] - 2 1/4 in [57.2 mm] thick doors.</p>		\$1,179.00 / EA	\$1,356.00 / EA	\$1,356.00 / EA	\$1,356.00 / EA	\$1,356.00 / EA	\$1,356.00 / EA	\$1,356.00 / EA	\$1,356.00 / EA	
		 <p><b>C-92L-CT [ ]</b> Security Lockset 2 3/4 in [69.8 mm] backset Includes one C-92L Lock Body, one C-90C Cylinder Flush Pull, one Cylinder and one C-90T Thumb Slide Flush Pulls, suitable for 1 3/8 in [34.9 mm] - 2 1/4 in [57.2 mm] thick doors.</p>		\$1,138.00 / EA	\$1,309.00 / EA	\$1,309.00 / EA	\$1,309.00 / EA	\$1,309.00 / EA	\$1,309.00 / EA	\$1,309.00 / EA	\$1,309.00 / EA
	 <p><b>C-92L-CC [ ]</b> Double Security Lockset 2 3/4 in [69.8 mm] backset Includes one C-92L Lock Body, two C-90C Cylinder Flush Pulls and two Cylinders, suitable for 1 3/4 in [44.5 mm] - 2 1/4 in [57.2 mm] thick doors.</p>			\$1,120.00 / EA	\$1,288.00 / EA	\$1,288.00 / EA	\$1,288.00 / EA	\$1,288.00 / EA	\$1,288.00 / EA	\$1,288.00 / EA	\$1,288.00 / EA
			 <p><b>C-80L-CT [ ]</b> Security Lockset and Edge Pull 2 3/4 in [69.8 mm] backset Includes one C-80L Lock and Edge Pull Body, one C-80C Cylinder Flush Pull, one Cylinder and one C-80T Thumb Turn Flush Pulls, suitable for 1 3/8 in [34.9 mm] - 1 3/4 in [44.5 mm] thick doors.</p>		\$882.00 / EA	\$1,015.00 / EA	\$1,015.00 / EA	\$1,015.00 / EA	\$1,015.00 / EA	\$1,015.00 / EA	\$1,015.00 / EA

Door Locks & Pulls










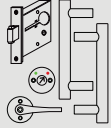
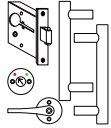














# Door Locks and Pull

Prices effective Feb 1, 2024

## Barrier-Free (ADA Compliant) Locksets and Pulls

Ideal for Barrier-Free (ADA Compliant) sliding door applications

Door Locks & Pulls











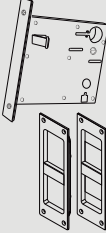
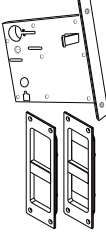
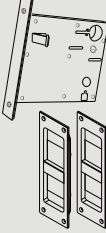
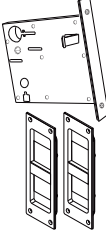
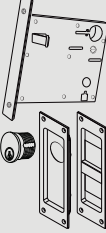
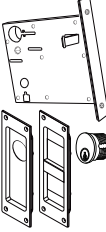
Available finishes:		 <b>x 626</b> Dull Chrome (C26D, US26D)	 <b>x 605</b> Bright Brass (C3, US3)	 <b>x 606</b> Dull Brass (C4, US4)	 <b>x 613</b> Oil Rubbed Bronze (C10B, US10B)	 <b>x 618</b> Bright Nickel Plated (C14, US14)	 <b>x 619</b> Dull Nickel Plated (C15, US15)	 <b>x 622</b> Flat Black Coated (C19, US19)	 <b>x 625</b> Bright Chrome (C26, US26)	 <b>x 630</b> Satin Stainless Steel (C32D, US32D)
<b>C-92L-HLDP X LH [ ] Left-Handed Complete Barrier-Free (ADA Compliant) Privacy Lockset</b> 2 3/4 in [69.8 mm] backset <small>Includes one C-92L Lock Body, one C-90HL Handle Lever, one C-90HER Occupancy Indicator ER Coin Turn Release and one C-90DP Back-to-Back Handle Pulls, suitable for 1 3/4 in [44.5 mm] thick doors only.</small>		\$1,698.00 / EA	\$1,953.00 / EA	\$1,953.00 / EA	\$1,953.00 / EA	\$1,953.00 / EA	\$1,953.00 / EA	\$1,953.00 / EA	\$1,953.00 / EA	
<b>C-92L-HLDP X RH [ ] Right-Handed Complete Barrier-Free (ADA Compliant) Privacy Lockset</b> 2 3/4 in [69.8 mm] backset <small>Includes one C-92L Lock Body, one C-90HL Handle Lever, one C-90HER Occupancy Indicator ER Coin Turn Release and one C-90DP Back-to-Back Handle Pulls, suitable for 1 3/4 in [44.5 mm] thick doors only.</small>		\$1,698.00 / EA	\$1,953.00 / EA	\$1,953.00 / EA	\$1,953.00 / EA	\$1,953.00 / EA	\$1,953.00 / EA	\$1,953.00 / EA	\$1,953.00 / EA	
<b>C-92L-HL X LH [ ] Left-Handed Barrier-Free (ADA Compliant) Privacy Lockset</b> 2 3/4 in [69.8 mm] backset <small>Includes one C-92L Lock Body, one C-90HL Handle Lever and one C-90HER Occupancy Indicator ER Coin Turn Release, suitable for 1 3/4 in [44.5 mm] thick doors only.</small>		\$828.00 / EA	\$953.00 / EA	\$953.00 / EA	\$953.00 / EA	\$953.00 / EA	\$953.00 / EA	\$953.00 / EA	\$953.00 / EA	
<b>C-92L-HL X RH [ ] Right-Handed Barrier-Free (ADA Compliant) Privacy Lockset</b> 2 3/4 in [69.8 mm] backset <small>Includes one C-92L Lock Body, one C-90HL Handle Lever and one C-90HER Occupancy Indicator ER Coin Turn Release, suitable for 1 3/4 in [44.5 mm] thick doors only.</small>		\$828.00 / EA	\$953.00 / EA	\$953.00 / EA	\$953.00 / EA	\$953.00 / EA	\$953.00 / EA	\$953.00 / EA	\$953.00 / EA	
<b>C-50FP-A X LH [ ] Left-Handed Barrier-Free (ADA Compliant) Full Privacy Pocket Lockset</b> <small>For 4 3/4 in [120.6 mm] - 5 1/2 in [139.7 mm] frame thickness</small>								\$2,062.00 / EA		\$1,396.00 / EA
<b>C-50FP-A X RH [ ] Right-Handed Barrier-Free (ADA Compliant) Full Privacy Pocket Lockset</b> <small>For 4 3/4 in [120.6 mm] - 5 1/2 in [139.7 mm] frame thickness</small>								\$2,062.00 / EA		\$1,396.00 / EA
<b>C-50FP-B X LH [ ] Left-Handed Barrier-Free (ADA Compliant) Full Privacy Pocket Lockset</b> <small>For 5 3/4 in [146 mm] - 7 in [177.8 mm] frame thickness</small>								\$2,239.00 / EA		\$1,573.00 / EA
<b>C-50FP-B X RH [ ] Right-Handed Barrier-Free (ADA Compliant) Full Privacy Pocket Lockset</b> <small>For 5 3/4 in [146 mm] - 7 in [177.8 mm] frame thickness</small>								\$2,239.00 / EA		\$1,573.00 / EA
<b>C-50FP-C X LH [ ] Left-Handed Barrier-Free (ADA Compliant) Full Privacy Pocket Lockset</b> <small>For 7 1/4 in [184.1 mm] - 8 1/2 in [215.9 mm] frame thickness</small>								\$2,265.00 / EA		\$1,598.00 / EA
<b>C-50FP-C X RH [ ] Right-Handed Barrier-Free (ADA Compliant) Full Privacy Pocket Lockset</b> <small>For 7 1/4 in [184.1 mm] - 8 1/2 in [215.9 mm] frame thickness</small>								\$2,265.00 / EA		\$1,598.00 / EA
<b>C-50FP-D X LH [ ] Left-Handed Barrier-Free (ADA Compliant) Full Privacy Pocket Lockset</b> <small>For 8 3/4 in [222.25 mm] - 10 in [254 mm] frame thickness</small>								\$2,295.00 / EA		\$1,628.00 / EA
<b>C-50FP-D X RH [ ] Right-Handed Barrier-Free (ADA Compliant) Full Privacy Pocket Lockset</b> <small>For 8 3/4 in [222.25 mm] - 10 in [254 mm] frame thickness</small>								\$2,295.00 / EA		\$1,628.00 / EA
<b>C-50P-A [ ] Barrier-Free (ADA Compliant) Pocket Passage Pull</b> <small>For 4 3/4 in [120.6 mm] - 5 1/2 in [139.7 mm] frame thickness</small>								\$940.00 / EA		\$641.00 / EA
<b>C-50P-B [ ] Barrier-Free (ADA Compliant) Pocket Passage Pull</b> <small>For 5 3/4 in [146 mm] - 7 in [177.8 mm] frame thickness</small>								\$1,118.00 / EA		\$819.00 / EA
<b>C-50P-C [ ] Barrier-Free (ADA Compliant) Pocket Passage Pull</b> <small>For 7 1/4 in [184.1 mm] - 8 1/2 in [215.9 mm] frame thickness</small>								\$1,143.00 / EA		\$844.00 / EA
<b>C-50P-D [ ] Barrier-Free (ADA Compliant) Pocket Passage Pull</b> <small>For 8 3/4 in [222.25 mm] - 10 in [254 mm] frame thickness</small>								\$1,173.00 / EA		\$874.00 / EA

# Door Locks and Pull

Prices effective Feb 1, 2024

## Barn Door Passage and Locksets

Ideal for barn doors applications where privacy or security locking is required

Available finishes:										
	<b>x 626</b> Dull Chrome (C26D, US26D)	<b>x 605</b> Bright Brass (C3, US3)	<b>x 606</b> Dull Brass (C4, US4)	<b>x 613</b> Oil Rubbed Bronze (C10B, US10B)	<b>x 618</b> Bright Nickel Plated (C14, US14)	<b>x 619</b> Dull Nickel Plated (C15, US15)	<b>x 622</b> Flat Black Coated (C19, US19)	<b>x 625</b> Bright Chrome (C26, US26)	<b>x 630</b> Satin Stainless Steel (C32D, US32D)	<b>x WH</b> White
<b>C-94BL-ET X LH [ ]</b> Left-Handed Barn Door Privacy Lockset 6 in [152.4 mm] backset Includes one C-94BL Barn Door Lock Body, one C-90E Flip Cover Emergency Access and one C-90T Thumb Slide Flush Pulls, suitable for 1 3/4 in [44.5 mm] - 2 1/4 in [57.2 mm] thick doors.		\$2,403.00 / EA	\$2,764.00 / EA	\$2,764.00 / EA	\$2,764.00 / EA	\$2,764.00 / EA	\$2,764.00 / EA	\$2,764.00 / EA		
<b>C-94BL-ET X RH [ ]</b> Right-Handed Barn Door Privacy Lockset 6 in [152.4 mm] backset Includes one C-94BL Barn Door Lock Body, one C-90E Flip Cover Emergency Access and one C-90T Thumb Slide Flush Pulls, suitable for 1 3/4 in [34.9 mm] - 2 1/4 in [57.2 mm] thick doors.		\$2,403.00 / EA	\$2,764.00 / EA	\$2,764.00 / EA	\$2,764.00 / EA	\$2,764.00 / EA	\$2,764.00 / EA	\$2,764.00 / EA		
<b>C-94BL-TT X LH [ ]</b> Left-Handed Barn Door Privacy Lockset 6 in [152.4 mm] backset Includes one C-94BL Barn Door Lock Body and two C-90TS Thumb Slide Flush Pulls with Short Spindle, suitable for 1 3/4 in [44.5 mm] - 2 1/4 in [57.2 mm] thick doors.		\$2,403.00 / EA	\$2,764.00 / EA	\$2,764.00 / EA	\$2,764.00 / EA	\$2,764.00 / EA	\$2,764.00 / EA	\$2,764.00 / EA		
<b>C-94BL-TT X RH [ ]</b> Right-Handed Barn Door Privacy Lockset 6 in [152.4 mm] backset Includes one C-94BL Barn Door Lock Body and two C-90TS Thumb Slide Flush Pulls with Short Spindle, suitable for 1 3/4 in [44.5 mm] - 2 1/4 in [57.2 mm] thick doors.		\$2,403.00 / EA	\$2,764.00 / EA	\$2,764.00 / EA	\$2,764.00 / EA	\$2,764.00 / EA	\$2,764.00 / EA	\$2,764.00 / EA		
<b>C-94BL-CT X LH [ ]</b> Left-Handed Barn Door Security Lockset 6 in [152.4 mm] backset Includes one C-94BL Barn Door Lock Body, one C-90C Cylinder Flush Pull, one Cylinder and one C-90T Thumb Slide Flush Pull, suitable for 1 3/4 in [44.5 mm] - 2 1/4 in [57.2 mm] thick doors.		\$2,386.00 / EA	\$2,744.00 / EA	\$2,744.00 / EA	\$2,744.00 / EA	\$2,744.00 / EA	\$2,744.00 / EA	\$2,744.00 / EA		
<b>C-94BL-CT X RH [ ]</b> Right-Handed Barn Door Security Lockset 6 in [152.4 mm] backset Includes one C-94BL Barn Door Lock Body, one C-90C Cylinder Flush Pull, one Cylinder and one C-90T Thumb Slide Flush Pull, suitable for 1 3/4 in [44.5 mm] - 2 1/4 in [57.2 mm] thick doors.		\$2,386.00 / EA	\$2,744.00 / EA	\$2,744.00 / EA	\$2,744.00 / EA	\$2,744.00 / EA	\$2,744.00 / EA	\$2,744.00 / EA		

Door Locks & Pulls

# Door Locks and Pull

Prices effective Feb 1, 2024

## Barn Door Passage and Locksets

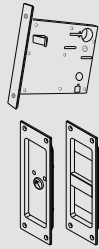
Ideal for barn doors applications where privacy or security locking is required

Available finishes:

<b>x 626</b> <b>Dull Chrome</b> (C26D, US26D)	<b>x 605</b> <b>Bright Brass</b> (C3, US3)	<b>x 606</b> <b>Dull Brass</b> (C4, US4)	<b>x 613</b> <b>Oil Rubbed Bronze</b> (C10B, US10B)	<b>x 618</b> <b>Bright Nickel Plated</b> (C14, US14)	<b>x 619</b> <b>Dull Nickel Plated</b> (C15, US15)	<b>x 622</b> <b>Flat Black Coated</b> (C19, US19)	<b>x 625</b> <b>Bright Chrome</b> (C26, US26)	<b>x 630</b> <b>Satin Stainless Steel</b> (C32D, US32D)	<b>x WH</b> <b>White</b>

Door Locks & Pulls

### C-94BL-OT X LH [ ] Left-Handed Barn Door Occupancy Privacy Lockset

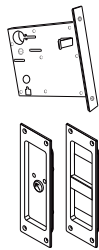


6 in [152.4 mm] backset

Includes one C-94BL Barn Door Lock Body, one C-900I Occupancy Indicator with Coin Turn and one C-90T Thumb Slide Flush Pulls, suitable for 1 3/4 in [44.5 mm] - 2 1/4 in [57.2 mm] thick doors.

\$2,438.00	\$2,804.00	\$2,804.00	\$2,804.00	\$2,804.00	\$2,804.00	\$2,804.00	\$2,804.00	\$2,804.00	\$2,804.00
/ EA	/ EA	/ EA	/ EA	/ EA	/ EA	/ EA	/ EA	/ EA	/ EA

### C-94BL-OT X RH [ ] Right-Handed Barn Door Occupancy Privacy Lockset

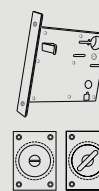


6 in [152.4 mm] backset

Includes one C-94BL Barn Door Lock Body, one C-900I Occupancy Indicator with Coin Turn and one C-90T Thumb Slide Flush Pulls, suitable for 1 3/4 in [44.5 mm] - 2 1/4 in [57.2 mm] thick doors.

\$2,438.00	\$2,804.00	\$2,804.00	\$2,804.00	\$2,804.00	\$2,804.00	\$2,804.00	\$2,804.00	\$2,804.00	\$2,804.00
/ EA	/ EA	/ EA	/ EA	/ EA	/ EA	/ EA	/ EA	/ EA	/ EA

### C-94BL-SET X LH [ ] Left-Handed Barn Door Privacy Lockset

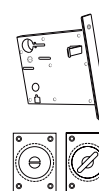


6 in [152.4 mm] backset

Includes one C-94BL Barn Door Lock Body, one C-60SE Square ER Coin Turn and one C-60ST Thumb Turn Flush Pulls, suitable for 1 3/4 in [44.5 mm] - 2 1/4 in [57.2 mm] thick doors.

\$2,191.00	\$2,520.00	\$2,520.00	\$2,520.00	\$2,520.00	\$2,520.00	\$2,520.00	\$2,520.00	\$2,520.00	\$2,520.00
/ EA	/ EA	/ EA	/ EA	/ EA	/ EA	/ EA	/ EA	/ EA	/ EA

### C-94BL-SET X RH [ ] Right-Handed Barn Door Privacy Lockset



6 in [152.4 mm] backset

Includes one C-94BL Barn Door Lock Body, one C-60SE Square ER Coin Turn and one C-60ST Thumb Turn Flush Pulls, suitable for 1 3/4 in [44.5 mm] - 2 1/4 in [57.2 mm] thick doors.

\$2,191.00	\$2,520.00	\$2,520.00	\$2,520.00	\$2,520.00	\$2,520.00	\$2,520.00	\$2,520.00	\$2,520.00	\$2,520.00
/ EA	/ EA	/ EA	/ EA	/ EA	/ EA	/ EA	/ EA	/ EA	/ EA



# Door Locks and Pull

Prices effective Feb 1, 2024

## Barn Door Passage and Locksets

Ideal for barn doors applications where privacy or security locking is required

Available finishes:		x 626	x 605	x 606	x 613	x 618	x 619	x 622	x 625	x 630	x WH
		Dull Chrome (C26D, US26D)	Bright Brass (C3, US3)	Dull Brass (C4, US4)	Oil Rubbed Bronze (C10B, US10B)	Bright Nickel Plated (C14, US14)	Dull Nickel Plated (C15, US15)	Flat Black Coated (C19, US19)	Bright Chrome (C26, US26)	Satin Stainless Steel (C32D, US32D)	White
<b>C-94BL-HLDP X LH [ ]</b> Left-Handed Barn Door Complete Barrier-Free (ADA Compliant) Lockset 6 in [152.4 mm] backset Includes one C-94BL Barn Door Lock Body, one C-90HL Handle Lever, one C-90HER Occupancy Indicator ER Coin Turn Release and one C-90DP Back-to-Back Handle Pulls, suitable for 1 3/4 in [44.5 mm] thick doors only.		\$2,946.00 / EA	\$3,388.00 / EA	\$3,388.00 / EA	\$3,388.00 / EA	\$3,388.00 / EA	\$3,388.00 / EA	\$3,388.00 / EA	\$3,388.00 / EA		
		\$2,946.00 / EA	\$3,388.00 / EA	\$3,388.00 / EA	\$3,388.00 / EA	\$3,388.00 / EA	\$3,388.00 / EA	\$3,388.00 / EA	\$3,388.00 / EA	\$3,388.00 / EA	
<b>C-94BL-HL X LH [ ]</b> Left-Handed Barn Door Barrier-Free (ADA Compliant) Lockset 6 in [152.4 mm] backset Includes one C-94BL Barn Door Lock Body, one C-90HL Handle Lever, and one C-90HER Occupancy Indicator ER Coin Turn Release, suitable for 1 3/4 in [44.5 mm] thick doors only.		\$2,076.00 / EA	\$2,388.00 / EA	\$2,388.00 / EA	\$2,388.00 / EA	\$2,388.00 / EA	\$2,388.00 / EA	\$2,388.00 / EA	\$2,388.00 / EA		
		\$2,076.00 / EA	\$2,388.00 / EA	\$2,388.00 / EA	\$2,388.00 / EA	\$2,388.00 / EA	\$2,388.00 / EA	\$2,388.00 / EA	\$2,388.00 / EA	\$2,388.00 / EA	
<b>CFT-FSP18 X [ ]</b> Back-to-Back Flat Door Pull and Flush Pull Set Includes one CFT-FBDP Flat Bar Door Pull and one CRFT-B15 Flush Pull, suitable for 1 3/8 in [34.9 mm] - 1 3/4 in [44.5 mm] thick doors.								\$861.00 / EA		\$796.00 / EA	
								\$853.00 / EA		\$787.00 / EA	
<b>C-54BL [ ]</b> Round Barrier-Free (ADA Compliant) Privacy Barn Door Lockset 2 1/4 in [57.1 mm] backset on jamb Includes C-54BL Lock Body complete with one ADA Handle Lever Trim, suitable for 2X4 and greater wall construction and 1 3/8 in [34.9 mm] to 1 3/4 in [44.5 mm] thick doors.				\$299.00 / EA	\$299.00 / EA			\$299.00 / EA		\$299.00 / EA	

Door Locks & Pulls











# Door Locks and Pull




Prices effective Feb 1, 2024

## Self-Latching Locksets

Ideal for barn doors applications where privacy or security locking is required

Available finishes:

									
<b>x 626</b> Dull Chrome (C26D, US26D)	<b>x 605</b> Bright Brass (C3, US3)	<b>x 606</b> Dull Brass (C4, US4)	<b>x 613</b> Oil Rubbed Bronze (C10B, US10B)	<b>x 618</b> Bright Nickel Plated (C14, US14)	<b>x 619</b> Dull Nickel Plated (C15, US15)	<b>x 622</b> Flat Black Coated (C19, US19)	<b>x 625</b> Bright Chrome (C26, US26)	<b>x 630</b> Satin Stainless Steel (C32D, US32D)	<b>x WH</b> White

<p><b>C-95SL-CHL X LH [ ] Left-Handed Self-Latching Barrier-Free (ADA Compliant) Security Lockset and Pulls</b> 2 3/4 in [69.8 mm] backset</p> <p><small>Includes one C-95ESL Entry Self-Latching Lock, one C-95CL Cylinder Self-Latching Lever Trim, one C-90 Cylinder and one C-95TL ADA Turn Self-Latching Lever Trim, suitable for 1 3/4 in [44.5 mm] thick doors only.</small></p> 	\$2,745.00 / EA	\$3,157.00 / EA	\$3,157.00 / EA	\$3,157.00 / EA	\$3,157.00 / EA	\$3,157.00 / EA	\$3,157.00 / EA		
<p><b>C-95SL-CHL X RH [ ] Right-Handed Self-Latching Barrier-Free (ADA Compliant) Security Lockset and Pulls</b> 2 3/4 in [69.8 mm] backset</p> <p><small>Includes one C-95ESL Entry Self-Latching Lock, one C-95CL Cylinder Self-Latching Lever Trim, one C-90 Cylinder and one C-95TL ADA Turn Self-Latching Lever Trim, suitable for 1 3/4 in [44.5 mm] thick doors only.</small></p> 	\$2,745.00 / EA	\$3,157.00 / EA	\$3,157.00 / EA	\$3,157.00 / EA	\$3,157.00 / EA	\$3,157.00 / EA	\$3,157.00 / EA		
<p><b>C-95SL-CT X LH [ ] Left-Handed Self-Latching Flush Pull Cylinder and Handle Lever Security Lockset</b> 2 3/4 in [69.8 mm] backset</p> <p><small>Includes one C-95ESL Entry Self-Latching Lock, one C-95CFP Cylinder Self-Latching Flush Pull, one C-90 Cylinder and one C-95TFP Thumb Turn Self-Latching Flush Pull, suitable for 1 3/4 in [44.5 mm] thick doors only.</small></p> 	\$3,206.00 / EA	\$3,687.00 / EA	\$3,687.00 / EA	\$3,687.00 / EA	\$3,687.00 / EA	\$3,687.00 / EA	\$3,687.00 / EA		
<p><b>C-95SL-CT X RH [ ] Right-Handed Self-Latching Flush Pull Cylinder and Handle Lever Security Lockset</b> 2 3/4 in [69.8 mm] backset</p> <p><small>Includes one C-95ESL Entry Self-Latching Lock, one C-95CFP Cylinder Self-Latching Flush Pull, one C-90 Cylinder and one C-95TFP Thumb Turn Self-Latching Flush Pull, suitable for 1 3/4 in [44.5 mm] thick doors only.</small></p> 	\$3,206.00 / EA	\$3,687.00 / EA	\$3,687.00 / EA	\$3,687.00 / EA	\$3,687.00 / EA	\$3,687.00 / EA	\$3,687.00 / EA		
<p><b>C-95SL-OIHL X LH [ ] Left-Handed Self-Latching Barrier-Free (ADA Compliant) Privacy Lockset and Pulls</b> 2 3/4 in [69.8 mm] backset</p> <p><small>Includes one C-95PSL Privacy Self-Latching Lock, one C-95OIL ER Coin Turn/Occupancy Indicator Self-Latching Lever Trim and one C-95TL ADA Turn Self-Latching Lever Trim, suitable for 1 3/4 in [44.5 mm] thick doors only.</small></p> 	\$2,912.00 / EA	\$3,349.00 / EA	\$3,349.00 / EA	\$3,349.00 / EA	\$3,349.00 / EA	\$3,349.00 / EA	\$3,349.00 / EA		
<p><b>C-95SL-OIHL X RH [ ] Right-Handed Self-Latching Barrier-Free (ADA Compliant) Privacy Lockset and Pulls</b> 2 3/4 in [69.8 mm] backset</p> <p><small>Includes one C-95PSL Privacy Self-Latching Lock, one C-95OIL ER Coin Turn/Occupancy Indicator Self-Latching Lever Trim and one C-95TL ADA Turn Self-Latching Lever Trim, suitable for 1 3/4 in [44.5 mm] thick doors only.</small></p> 	\$2,912.00 / EA	\$3,349.00 / EA	\$3,349.00 / EA	\$3,349.00 / EA	\$3,349.00 / EA	\$3,349.00 / EA	\$3,349.00 / EA		
<p><b>C-95SL-OT X LH [ ] Left-Handed Self-Latching Flush Pull Thumb Turn and Occupancy Indicator Privacy Lockset</b> 2 3/4 in [69.8 mm] backset</p> <p><small>Includes one C-95PSL Privacy Self-Latching Lock, one C-95OIFP ER Coin Turn/Occupancy Indicator Self-Latching Flush Pull and one C-95TFP Thumb Turn Self-Latching Flush Pull, suitable for 1 3/4 in [44.5 mm] thick doors only.</small></p> 	\$3,265.00 / EA	\$3,755.00 / EA	\$3,755.00 / EA	\$3,755.00 / EA	\$3,755.00 / EA	\$3,755.00 / EA	\$3,755.00 / EA		
<p><b>C-95SL-OT X RH [ ] Right-Handed Self-Latching Flush Pull Thumb Turn and Occupancy Indicator Privacy Lockset</b> 2 3/4 in [69.8 mm] backset</p> <p><small>Includes one C-95PSL Privacy Self-Latching Lock, one C-95OIFP ER Coin Turn/Occupancy Indicator Self-Latching Flush Pull and one C-95TFP Thumb Turn Self-Latching Flush Pull, suitable for 1 3/4 in [44.5 mm] thick doors only.</small></p> 	\$3,265.00 / EA	\$3,755.00 / EA	\$3,755.00 / EA	\$3,755.00 / EA	\$3,755.00 / EA	\$3,755.00 / EA	\$3,755.00 / EA		

Door Locks & Pulls















# Door Locks and Pull

Prices effective Feb 1, 2024











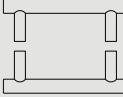
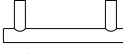
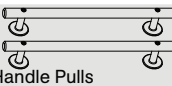
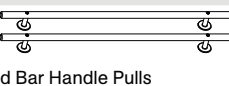


## Passage Barn Door Pull and Flush Pull Sets

Ideal for barn door sliding applications where handle pulls are required

	 <b>x 626</b> <b>Dull Chrome</b> (C26D, US26D)	 <b>x 605</b> <b>Bright Brass</b> (C3, US3)	 <b>x 606</b> <b>Dull Brass</b> (C4, US4)	 <b>x 613</b> <b>Oil Rubbed Bronze</b> (C10B, US10B)	 <b>x 618</b> <b>Bright Nickel Plated</b> (C14, US14)	 <b>x 619</b> <b>Dull Nickel Plated</b> (C15, US15)	 <b>x 622</b> <b>Flat Black Coated</b> (C19, US19)	 <b>x 625</b> <b>Bright Chrome</b> (C26, US26)	 <b>x 630</b> <b>Satin Stainless Steel</b> (C32D, US32D)	 <b>x WH</b> <b>White</b>
<b>CFT-FSP18 X [ ]</b> Back-to-Back  <b>Flat Door Pull and Flush Pull Set</b> Includes one CFT-FBDP Flat Bar Door Pull and one CRFT-B15 Flush Pull, suitable for 1 3/8 in [34.9 mm] - 1 3/4 in [44.5 mm] thick doors.							\$861.00 / EA		\$796.00 / EA	
<b>CRT-FSP18 X [ ]</b> Back-to-Back  <b>Round Door Pull and Flush Pull Set</b> Includes one CRT-FBDP Round Bar Door Pull and one CRFT-B15 Flush Pull, suitable for 1 3/8 in [34.9 mm] - 1 3/4 in [44.5 mm] thick doors.							\$853.00 / EA		\$787.00 / EA	

## Door Handle Pulls

Ideal for all types of sliding applications where handle pulls are required

	<b>Available finishes:</b>									
	 <b>x 626</b> <b>Dull Chrome</b> (C26D, US26D)	 <b>x 605</b> <b>Bright Brass</b> (C3, US3)	 <b>x 606</b> <b>Dull Brass</b> (C4, US4)	 <b>x 613</b> <b>Oil Rubbed Bronze</b> (C10B, US10B)	 <b>x 618</b> <b>Bright Nickel Plated</b> (C14, US14)	 <b>x 619</b> <b>Dull Nickel Plated</b> (C15, US15)	 <b>x 622</b> <b>Flat Black Coated</b> (C19, US19)	 <b>x 625</b> <b>Bright Chrome</b> (C26, US26)	 <b>x 630</b> <b>Satin Stainless Steel</b> (C32D, US32D)	 <b>x WH</b> <b>White</b>
<b>C-90DP [ ]</b> Back-to-Back Handle Pulls  Suitable for 1 3/4 in [34.9 mm] thick doors only.	\$895.00 / SET	\$1,030.00 / SET	\$1,030.00 / SET	\$1,030.00 / SET	\$1,030.00 / SET	\$1,030.00 / SET	\$1,030.00 / SET	\$1,030.00 / SET		
<b>C-90SP [ ]</b> Single Handle Pull  Suitable for 1 3/4 in [34.9 mm] thick doors only.	\$673.00 / EA	\$774.00 / EA	\$774.00 / EA	\$774.00 / EA	\$774.00 / EA	\$774.00 / EA	\$774.00 / EA	\$774.00 / EA		
<b>CRT-DP18 [ ]</b> Back-to-Back 18 in Long Round Bar Handle Pulls  Suitable for 1 3/8 in [34.9 mm] - 1 3/4 in [44.5 mm] thick doors only.**							\$634.00 / SET		\$601.00 / SET	
<b>CRT-DP36 [ ]</b> Back-to-Back 36 in Long Round Bar Handle Pulls  Suitable for 1 3/8 in [34.9 mm] - 1 3/4 in [44.5 mm] thick doors only.**							\$754.00 / SET		\$716.00 / SET	
<b>CRT-SP18 [ ]</b> Single 18 in Long Round Bar Handle Pull  For minimum 1 3/8 in [34.9 mm] thick doors							\$304.00 / EA		\$277.00 / EA	
<b>CRT-SP36 [ ]</b> Single 36 in Long Round Bar Handle Pull  For minimum 1 3/8 in [34.9 mm] thick doors							\$364.00 / EA		\$332.00 / EA	

\*\* For doors thicker than 1 3/4 in [34.9 mm] - 2 1/2 in [63.5 mm] thick, order in addition to the back-to-back handle pulls above:















**CRFT-DPSCREW2 for up to 2 1/2 in [63.5 mm] thick**  
\$88.00 / SET of 2

# Door Locks and Pull

Prices effective Feb 1, 2024

## Door Handle Pulls

Ideal for all types of sliding applications where handle pulls are required

	 <b>x 626</b>	 <b>x 605</b>	 <b>x 606</b>	 <b>x 613</b>	 <b>x 618</b>	 <b>x 619</b>	 <b>x 622</b>	 <b>x 625</b>	 <b>x 630</b>	 <b>x WH</b>
Available finishes:	<b>Dull Chrome</b> (C26D, US26D)	<b>Bright Brass</b> (C3, US3)	<b>Dull Brass</b> (C4, US4)	<b>Oil Rubbed Bronze</b> (C10B, US10B)	<b>Bright Nickel Plated</b> (C14, US14)	<b>Dull Nickel Plated</b> (C15, US15)	<b>Flat Black Coated</b> (C19, US19)	<b>Bright Chrome</b> (C26, US26)	<b>Satin Stainless Steel</b> (C32D, US32D)	<b>White</b>
<b>CFT-DP18 [ ]</b>  Back-to-Back 18 in Long Flat Bar Handle Pulls <small>Suitable for 1 3/8 in [34.9 mm] - 1 3/4 in [44.5 mm] thick doors only.**</small>							\$647.00 / SET		\$618.00 / SET	
<b>CFT-DP36 [ ]</b>  Back-to-Back 36 in Long Flat Bar Handle Pulls <small>Suitable for 1 3/8 in [34.9 mm] - 1 3/4 in [44.5 mm] thick doors only.**</small>							\$840.00 / SET		\$805.00 / SET	
<b>CFT-SP18 [ ]</b>  Single 18 in Long Flat Bar Handle Pull <small>For minimum 1 3/8 in [34.9 mm] thick doors</small>							\$314.00 / EA		\$298.00 / EA	
<b>CFT-SP36 [ ]</b>  Single 36 in Long Flat Bar Handle Pull <small>For minimum 1 3/8 in [34.9 mm] thick doors</small>							\$411.00 / EA		\$391.00 / EA	

\*\* For doors thicker than 1 3/4 in [34.9 mm] up to 2 1/2 in [63.5 mm] thick, order in addition to the back-to-back handle pulls above:  
**CRFT-DPSCREW2 for up to 2 1/2 in [63.5 mm] thick**  
 \$88.00 / SET of 2












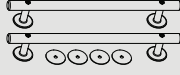

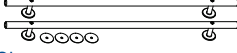



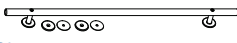
Door Locks & Pulls

# Door Locks and Pull

Prices effective Feb 1, 2024

## Frameless Glass Door Handle Pulls

Ideal for all types of sliding applications where handle pulls are required

										
Available finishes:	<b>x 626</b> <b>Dull Chrome</b> (C26D, US26D)	<b>x 605</b> <b>Bright Brass</b> (C3, US3)	<b>x 606</b> <b>Dull Brass</b> (C4, US4)	<b>x 613</b> <b>Oil Rubbed Bronze</b> (C10B, US10B)	<b>x 618</b> <b>Bright Nickel Plated</b> (C14, US14)	<b>x 619</b> <b>Dull Nickel Plated</b> (C15, US15)	<b>x 622</b> <b>Flat Black Coated</b> (C19, US19)	<b>x 625</b> <b>Bright Chrome</b> (C26, US26)	<b>x 630</b> <b>Satin Stainless Steel</b> (C32D, US32D)	<b>x WH</b> <b>White</b>
<b>CRT-GDP18</b>  <b>Glass</b> Back-to-Back 18 in Long Round Bar Handle Pulls <small>Suitable for 1/2 in [12 mm] or 3/8 in [10 mm] thick glass doors only.</small> 							\$658.00 / SET		\$625.00 / SET	
<b>CRT-GDP36</b>  <b>Glass</b> Back-to-Back 36 in Long Round Bar Handle Pulls <small>Suitable for 1/2 in [12 mm] or 3/8 in [10 mm] thick glass doors only.</small> 							\$779.00 / SET		\$741.00 / SET	
<b>CRT-GSP18</b>  <b>Glass</b> Single 18 in Long Round Bar Handle Pull <small>Suitable for 1/2 in [12 mm] or 3/8 in [10 mm] thick glass doors only.</small> 							\$450.00 / EA		\$421.00 / EA	
<b>CRT-GSP36</b>  <b>Glass</b> Single 36 in Long Round Bar Handle Pull <small>Suitable for 1/2 in [12 mm] or 3/8 in [10 mm] thick glass doors only.</small> 							\$511.00 / EA		\$479.00 / EA	












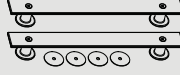

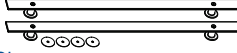



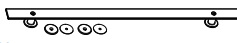
Door Locks & Pulls

# Door Locks and Pull

Prices effective Feb 1, 2024

## Frameless Glass Door Handle Pulls

Ideal for all types of sliding applications where handle pulls are required

	 <b>x 626</b> <b>Dull Chrome</b> (C26D, US26D)	 <b>x 605</b> <b>Bright Brass</b> (C3, US3)	 <b>x 606</b> <b>Dull Brass</b> (C4, US4)	 <b>x 613</b> <b>Oil Rubbed Bronze</b> (C10B, US10B)	 <b>x 618</b> <b>Bright Nickel Plated</b> (C14, US14)	 <b>x 619</b> <b>Dull Nickel Plated</b> (C15, US15)	 <b>x 622</b> <b>Flat Black Coated</b> (C19, US19)	 <b>x 625</b> <b>Bright Chrome</b> (C26, US26)	 <b>x 630</b> <b>Satin Stainless Steel</b> (C32D, US32D)	 <b>x WH</b> <b>White</b>
<b>CFT-GDP18</b>  <b>Glass</b> Back-to-Back 18 in Long Flat Bar Handle Pulls <small>Suitable for 1/2 in [12 mm] or 3/8 in [10 mm] thick glass doors only.</small> 							\$673.00 / SET	\$642.00 / SET		
<b>CFT-GDP36</b>  <b>Glass</b> Back-to-Back 36 in Long Flat Bar Handle Pulls <small>Suitable for 1/2 in [12 mm] or 3/8 in [10 mm] thick glass doors only.</small> 							\$865.00 / SET	\$831.00 / SET		
<b>CFT-GSP18</b>  <b>Glass</b> Single 18 in Long Flat Bar Handle Pull <small>Suitable for 1/2 in [12 mm] or 3/8 in [10 mm] thick glass doors only.</small> 							\$456.00 / EA	\$432.00 / EA		
<b>CFT-GSP36</b>  <b>Glass</b> Single 36 in Long Flat Bar Handle Pull <small>Suitable for 1/2 in [12 mm] or 3/8 in [10 mm] thick glass doors only.</small> 							\$554.00 / EA	\$525.00 / EA		









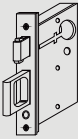
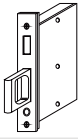

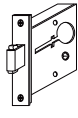
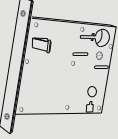
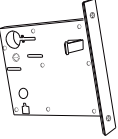
Door Locks & Pulls















# Door Locks and Pull

Prices effective Feb 1, 2024

## C-90 Series Individual Components - Mortised Bodies

									
Available finishes:		<b>x 626</b> Dull Chrome (C26D, US26D)	<b>x 605</b> Bright Brass (C3, US3)	<b>x 606</b> Dull Brass (C4, US4)	<b>x 613</b> Oil Rubbed Bronze (C10B, US10B)	<b>x 618</b> Bright Nickel Plated (C14, US14)	<b>x 619</b> Dull Nickel Plated (C15, US15)	<b>x 622</b> Flat Black Coated (C19, US19)	<b>x 625</b> Bright Chrome (C26, US26)
	<b>C-90L [ ]</b> Lock and Edge Pull Body only 2 3/4 in [69.8 mm] backset	\$518.00 / EA	\$596.00 / EA	\$596.00 / EA	\$596.00 / EA	\$596.00 / EA	\$596.00 / EA	\$596.00 / EA	\$596.00 / EA
	<b>C-90S [ ]</b> Strike and Edge Pull Body only	\$518.00 / EA	\$596.00 / EA	\$596.00 / EA	\$596.00 / EA	\$596.00 / EA	\$596.00 / EA	\$596.00 / EA	\$596.00 / EA
	<b>C-91 [ ]</b> Edge Pull Body only	\$459.00 / EA	\$528.00 / EA	\$528.00 / EA	\$528.00 / EA	\$528.00 / EA	\$528.00 / EA	\$528.00 / EA	\$528.00 / EA
	<b>C-92L [ ]</b> Lock Body only 2 3/4 in [69.8 mm] backset	\$459.00 / EA	\$528.00 / EA	\$528.00 / EA	\$528.00 / EA	\$528.00 / EA	\$528.00 / EA	\$528.00 / EA	\$528.00 / EA
	<b>C-94BL X LH [ ]</b> Left-Handed Barn Door Lock Body only 6 in [152.4 mm] backset	\$1,707.00 / EA	\$1,964.00 / EA	\$1,964.00 / EA	\$1,964.00 / EA	\$1,964.00 / EA	\$1,964.00 / EA	\$1,964.00 / EA	\$1,964.00 / EA
	<b>C-94BL X RH [ ]</b> Right-Handed Barn Door Lock Body only 6 in [152.4 mm] backset	\$1,707.00 / EA	\$1,964.00 / EA	\$1,964.00 / EA	\$1,964.00 / EA	\$1,964.00 / EA	\$1,964.00 / EA	\$1,964.00 / EA	\$1,964.00 / EA























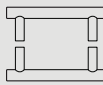

## C-90 Series Individual Components - Flush Pulls and Trims

									
Available finishes:		<b>x 626</b> Dull Chrome (C26D, US26D)	<b>x 605</b> Bright Brass (C3, US3)	<b>x 606</b> Dull Brass (C4, US4)	<b>x 613</b> Oil Rubbed Bronze (C10B, US10B)	<b>x 618</b> Bright Nickel Plated (C14, US14)	<b>x 619</b> Dull Nickel Plated (C15, US15)	<b>x 622</b> Flat Black Coated (C19, US19)	<b>x 625</b> Bright Chrome (C26, US26)
	<b>C-90B [ ]</b> Blank Flush Pull only Suitable for 1 3/8 in [34.9 mm] - 2 1/4 in [57.2 mm] thick doors.	\$324.00 / EA	\$373.00 / EA	\$373.00 / EA	\$373.00 / EA	\$373.00 / EA	\$373.00 / EA	\$373.00 / EA	\$373.00 / EA
	<b>C-90B-C [ ]</b> Blank Flush Pull with Concealed Screws only Suitable for 1 3/8 in [34.9 mm] - 2 1/4 in [57.2 mm] thick doors.	\$367.00 / EA	\$423.00 / EA	\$423.00 / EA	\$423.00 / EA	\$423.00 / EA	\$423.00 / EA	\$423.00 / EA	\$423.00 / EA
	<b>C-90BH [ ]</b> Blank Swing-Out Handle Flush Pull only Suitable for 1 3/4 in [44.5 mm] - 2 1/4 in [57.2 mm] thick doors.	\$605.00 / EA	\$696.00 / EA	\$696.00 / EA	\$696.00 / EA	\$696.00 / EA	\$696.00 / EA	\$696.00 / EA	\$696.00 / EA
	<b>C-90BH-C [ ]</b> Blank Swing-Out Handle Flush Pull with Concealed Screws only Suitable for 1 3/4 in [44.5 mm] - 2 1/4 in [57.2 mm] thick doors.	\$647.00 / EA	\$745.00 / EA	\$745.00 / EA	\$745.00 / EA	\$745.00 / EA	\$745.00 / EA	\$745.00 / EA	\$745.00 / EA

# Door Locks and Pull

Prices effective Feb 1, 2024









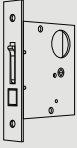
## C-90 Series Individual Components - Flush Pulls and Trims

Available finishes:		 x 626	 x 605	 x 606	 x 613	 x 618	 x 619	 x 622	 x 625
		Dull Chrome (C26D, US26D)	Bright Brass (C3, US3)	Dull Brass (C4, US4)	Oil Rubbed Bronze (C10B, US10B)	Bright Nickel Plated (C14, US14)	Dull Nickel Plated (C15, US15)	Flat Black Coated (C19, US19)	Bright Chrome (C26, US26)
<b>C-90C [ ]</b> Cylinder Flush Pull only <small>Cylinder not included, suitable for 1 3/8 in [34.9 mm] - 2 1/4 in [57.2 mm] thick doors.</small>		\$324.00 / EA	\$373.00 / EA	\$373.00 / EA	\$373.00 / EA	\$373.00 / EA	\$373.00 / EA	\$373.00 / EA	\$373.00 / EA
<b>C-90C-C [ ]</b> Cylinder Flush Pull with Concealed Screws only <small>Cylinder not included, suitable for 1 3/8 in [34.9 mm] - 2 1/4 in [57.2 mm] thick doors.</small>		\$367.00 / EA	\$423.00 / EA	\$423.00 / EA	\$423.00 / EA	\$423.00 / EA	\$423.00 / EA	\$423.00 / EA	\$423.00 / EA
<b>C-90E [ ]</b> Flip Cover Emergency Access Flush Pull only <small>Suitable for 1 3/8 in [34.9 mm] - 2 1/4 in [57.2 mm] thick doors.</small>		\$377.00 / EA	\$434.00 / EA	\$434.00 / EA	\$434.00 / EA	\$434.00 / EA	\$434.00 / EA	\$434.00 / EA	\$434.00 / EA
<b>C-90E-C [ ]</b> Flip Cover Emergency Access Flush Pull with Concealed Screws only <small>Suitable for 1 3/8 in [34.9 mm] - 2 1/4 in [57.2 mm] thick doors.</small>		\$421.00 / EA	\$485.00 / EA	\$485.00 / EA	\$485.00 / EA	\$485.00 / EA	\$485.00 / EA	\$485.00 / EA	\$485.00 / EA
<b>C-90OI X LH [ ]</b> Left-Handed Occupancy Indicator with Coin Turn Flush Pull only <small>Suitable for 1 3/4 in [44.5 mm] - 2 1/4 in [57.2 mm] thick doors.</small>		\$412.00 / EA	\$474.00 / EA	\$474.00 / EA	\$474.00 / EA	\$474.00 / EA	\$474.00 / EA	\$474.00 / EA	\$474.00 / EA
<b>C-90OI X RH [ ]</b> Right-Handed Occupancy Indicator with Coin Turn Flush Pull only <small>Suitable for 1 3/4 in [44.5 mm] - 2 1/4 in [57.2 mm] thick doors.</small>		\$412.00 / EA	\$474.00 / EA	\$474.00 / EA	\$474.00 / EA	\$474.00 / EA	\$474.00 / EA	\$474.00 / EA	\$474.00 / EA
<b>C-90OI-C X LH [ ]</b> Left-Handed Occupancy Indicator and Coin Turn Flush Pull with Concealed Screws only <small>Suitable for 1 3/4 in [44.5 mm] - 2 1/4 in [57.2 mm] thick doors.</small>		\$454.00 / EA	\$523.00 / EA	\$523.00 / EA	\$523.00 / EA	\$523.00 / EA	\$523.00 / EA	\$523.00 / EA	\$523.00 / EA
<b>C-90OI-C X RH [ ]</b> Right-Handed Occupancy Indicator and Coin Turn Flush Pull with Concealed Screws only <small>Suitable for 1 3/4 in [44.5 mm] - 2 1/4 in [57.2 mm] thick doors.</small>		\$454.00 / EA	\$523.00 / EA	\$523.00 / EA	\$523.00 / EA	\$523.00 / EA	\$523.00 / EA	\$523.00 / EA	\$523.00 / EA
<b>C-90T [ ]</b> Thumb Slide Flush Pull only <small>Suitable for 1 3/8 in [34.9 mm] - 2 1/4 in [57.2 mm] thick doors.</small>		\$377.00 / EA	\$434.00 / EA	\$434.00 / EA	\$434.00 / EA	\$434.00 / EA	\$434.00 / EA	\$434.00 / EA	\$434.00 / EA
<b>C-90T-C [ ]</b> Thumb Slide Flush Pull with Concealed Screws only <small>Suitable for 1 3/8 in [34.9 mm] - 2 1/4 in [57.2 mm] thick doors.</small>		\$421.00 / EA	\$485.00 / EA	\$485.00 / EA	\$485.00 / EA	\$485.00 / EA	\$485.00 / EA	\$485.00 / EA	\$485.00 / EA
<b>C-90TS [ ]</b> Short Spindle Thumb Slide Flush Pull only <small>Suitable for 1 3/4 in [44.5 mm] - 2 1/4 in [57.2 mm] thick doors.</small>		\$377.00 / EA	\$434.00 / EA	\$434.00 / EA	\$434.00 / EA	\$434.00 / EA	\$434.00 / EA	\$434.00 / EA	\$434.00 / EA
<b>C-90HL [ ]</b> ADA Handle Lever only <small>Suitable for 1 3/4 in [34.9 mm] thick doors only.</small>		\$210.00 / EA	\$242.00 / EA	\$242.00 / EA	\$242.00 / EA	\$242.00 / EA	\$242.00 / EA	\$242.00 / EA	\$242.00 / EA
<b>C-90HER X LH [ ]</b> Left-Handed Occupancy Indicator ER Coin Turn Release only <small>Suitable for 1 3/4 in [34.9 mm] thick doors only.</small>		\$217.00 / EA	\$250.00 / EA	\$250.00 / EA	\$250.00 / EA	\$250.00 / EA	\$250.00 / EA	\$250.00 / EA	\$250.00 / EA
<b>C-90HER X RH [ ]</b> Right-Handed Occupancy Indicator ER Coin Turn Release only <small>Suitable for 1 3/4 in [34.9 mm] thick doors only.</small>		\$217.00 / EA	\$250.00 / EA	\$250.00 / EA	\$250.00 / EA	\$250.00 / EA	\$250.00 / EA	\$250.00 / EA	\$250.00 / EA
<b>C-90DP [ ]</b> Back-to-Back Handle Pulls <small>Suitable for 1 3/4 in [34.9 mm] thick doors only.</small>		\$895.00 / EA	\$1,030.00 / EA	\$1,030.00 / EA	\$1,030.00 / EA	\$1,030.00 / EA	\$1,030.00 / EA	\$1,030.00 / EA	\$1,030.00 / EA
<b>Cylinder [ ] only</b> <small>1 in Diameter Hole x 1 in depth, 5-Pin Schlage "C" Key Way</small>		\$60.00 / EA	\$69.00 / EA	\$69.00 / EA	\$69.00 / EA	\$69.00 / EA	\$69.00 / EA	\$83.00 / EA	\$69.00 / EA










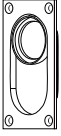



# Door Locks and Pull

Prices effective Feb 1, 2024

## C-80 Series Individual Components - Mortised Bodies

								
<b>Available finishes:</b>	<b>x 626</b> Dull Chrome (C26D, US26D)	<b>x 605</b> Bright Brass (C3, US3)	<b>x 606</b> Dull Brass (C4, US4)	<b>x 613</b> Oil Rubbed Bronze (C10B, US10B)	<b>x 618</b> Bright Nickel Plated (C14, US14)	<b>x 619</b> Dull Nickel Plated (C15, US15)	<b>x 622</b> Flat Black Coated (C19, US19)	<b>x 625</b> Bright Chrome (C26, US26)
<b>C-80L [ ]</b> Lock and Edge Pull Body only 2 3/4 in [69.8 mm] backset		\$441.00 / EA	\$508.00 / EA	\$508.00 / EA	\$508.00 / EA	\$508.00 / EA	\$508.00 / EA	\$508.00 / EA









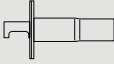
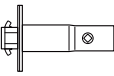
## C-80 Series Individual Components - Flush Pulls and Trims

								
<b>Available finishes:</b>	<b>x 626</b> Dull Chrome (C26D, US26D)	<b>x 605</b> Bright Brass (C3, US3)	<b>x 606</b> Dull Brass (C4, US4)	<b>x 613</b> Oil Rubbed Bronze (C10B, US10B)	<b>x 618</b> Bright Nickel Plated (C14, US14)	<b>x 619</b> Dull Nickel Plated (C15, US15)	<b>x 622</b> Flat Black Coated (C19, US19)	<b>x 625</b> Bright Chrome (C26, US26)
<b>C-80B [ ]</b> Blank Flush Pull only Suitable for 1 3/8 in [34.9 mm] - 1 3/4 in [44.5 mm] thick doors.		\$187.00 / EA	\$221.00 / EA	\$221.00 / EA	\$221.00 / EA	\$221.00 / EA	\$221.00 / EA	\$221.00 / EA
<b>C-80C [ ]</b> Cylinder Flush Pull only Cylinder not included. Suitable for 1 3/8 in [34.9 mm] - 1 3/4 in [44.5 mm] thick doors.		\$192.00 / EA	\$216.00 / EA	\$216.00 / EA	\$216.00 / EA	\$216.00 / EA	\$216.00 / EA	\$216.00 / EA
<b>C-80E [ ]</b> Emergency Coin Turn Flush Pull only Suitable for 1 3/8 in [34.9 mm] - 1 3/4 in [44.5 mm] thick doors.		\$271.00 / EA	\$312.00 / EA	\$312.00 / EA	\$312.00 / EA	\$312.00 / EA	\$312.00 / EA	\$312.00 / EA
<b>C-80T [ ]</b> Thumb Turn Flush Pull only Suitable for 1 3/8 in [34.9 mm] - 1 3/4 in [44.5 mm] thick doors.		\$271.00 / EA	\$312.00 / EA	\$312.00 / EA	\$312.00 / EA	\$312.00 / EA	\$312.00 / EA	\$312.00 / EA
<b>Cylinder [ ] only</b> 1 in Diameter Hole x 1 in depth, 5-Pin Schlage "C" Key Way		\$60.00 / EA	\$69.00 / EA	\$69.00 / EA	\$69.00 / EA	\$69.00 / EA	\$83.00 / EA	\$69.00 / EA
















# Door Locks and Pull

Prices effective Feb 1, 2024

## C-60 Series Individual Components - Mortised Bodies

		Available finishes:							
									
		<b>x 626</b> Dull Chrome (C26D, US26D)	<b>x 605</b> Bright Brass (C3, US3)	<b>x 606</b> Dull Brass (C4, US4)	<b>x 613</b> Oil Rubbed Bronze (C10B, US10B)	<b>x 618</b> Bright Nickel Plated (C14, US14)	<b>x 619</b> Dull Nickel Plated (C15, US15)	<b>x 622</b> Flat Black Coated (C19, US19)	<b>x 625</b> Bright Chrome (C26, US26)
C-61 [ ] Edge Pull Body only		\$260.00 / EA	\$299.00 / EA	\$299.00 / EA	\$299.00 / EA	\$299.00 / EA	\$299.00 / EA	\$299.00 / EA	\$299.00 / EA
C-62L [ ] Lock Body only 2 3/8 in [60.3 mm] backset		\$260.00 / EA	\$299.00 / EA	\$299.00 / EA	\$299.00 / EA	\$299.00 / EA	\$299.00 / EA	\$299.00 / EA	\$299.00 / EA

## C-60 Series Individual Components - Flush Pulls and Trims


		Available finishes:							
									
		<b>x 626</b> Dull Chrome (C26D, US26D)	<b>x 605</b> Bright Brass (C3, US3)	<b>x 606</b> Dull Brass (C4, US4)	<b>x 613</b> Oil Rubbed Bronze (C10B, US10B)	<b>x 618</b> Bright Nickel Plated (C14, US14)	<b>x 619</b> Dull Nickel Plated (C15, US15)	<b>x 622</b> Flat Black Coated (C19, US19)	<b>x 625</b> Bright Chrome (C26, US26)
C-60RB [ ] Single Round Blank Flush Pull only Suitable for 1 3/8 in [34.9 mm] - 2 1/4 in [57.2 mm] thick doors.		\$192.00 / EA	\$221.00 / EA	\$221.00 / EA	\$221.00 / EA	\$221.00 / EA	\$221.00 / EA	\$221.00 / EA	\$221.00 / EA
C-60RBX2 [ ] Pair of Round Blank Flush Pulls only Suitable for 1 3/8 in [34.9 mm] - 1 3/4 in [44.5 mm] thick doors.		\$368.00 / EA	\$424.00 / EA	\$424.00 / EA	\$424.00 / EA	\$424.00 / EA	\$424.00 / EA	\$424.00 / EA	\$424.00 / EA
C-60RE [ ] Round ER Coin Turn Flush Pull only Suitable for 1 3/8 in [34.9 mm] - 1 3/4 in [44.5 mm] thick doors.		\$271.00 / EA	\$312.00 / EA	\$312.00 / EA	\$312.00 / EA	\$312.00 / EA	\$312.00 / EA	\$312.00 / EA	\$312.00 / EA
C-60RT [ ] Round Thumb Turn Flush Pull only Suitable for 1 3/8 in [34.9 mm] - 1 3/4 in [44.5 mm] thick doors.		\$271.00 / EA	\$312.00 / EA	\$312.00 / EA	\$312.00 / EA	\$312.00 / EA	\$312.00 / EA	\$312.00 / EA	\$312.00 / EA
C-60SB [ ] Square Blank Flush Pull only Suitable for 1 3/8 in [34.9 mm] - 2 1/4 in [57.2 mm] thick doors.		\$192.00 / EA	\$221.00 / EA	\$221.00 / EA	\$221.00 / EA	\$221.00 / EA	\$221.00 / EA	\$221.00 / EA	\$221.00 / EA
C-60SE [ ] Square ER Coin Turn Flush Pull only Suitable for 1 3/8 in [34.9 mm] - 1 3/4 in [44.5 mm] thick doors.		\$271.00 / EA	\$312.00 / EA	\$312.00 / EA	\$312.00 / EA	\$312.00 / EA	\$312.00 / EA	\$312.00 / EA	\$312.00 / EA
C-60ST [ ] Square Thumb Turn Flush Pull only Suitable for 1 3/8 in [34.9 mm] - 1 3/4 in [44.5 mm] thick doors.		\$271.00 / EA	\$312.00 / EA	\$312.00 / EA	\$312.00 / EA	\$312.00 / EA	\$312.00 / EA	\$312.00 / EA	\$312.00 / EA



# Thresholds

Prices effective Feb 1, 2024


Note: All prices on this page uses the Crowder-Inch (KIN) method, see 14.c.iii on page iv.

**CT-9\*** 

CT-9	\$22.00 / FT
CT-9 x 36"	\$49.50 / EA
CT-9 x 38"	\$52.80 / EA
CT-9 x 72"	\$99.00 / EA
CT-9 x 76"	\$105.60 / EA

**CT-9SS\***   
**Stainless Steel Threshold**  
**Material: 304 Stainless Steel 2B Finish**  
**Note: Supplied without holes**


CT-9SS	\$257.00 / FT
--------	---------------

**CT-10\*** 


CT-10	\$24.60 / FT
CT-10 x 36"	\$55.35 / EA
CT-10 x 38"	\$59.05 / EA
CT-10 x 48"	\$73.80 / EA
CT-10 x 72"	\$110.70 / EA
CT-10 x 76"	\$118.10 / EA
CT-10 BL.A.	\$44.30 / FT
CT-10 B.A.	\$44.30 / FT

**CT-10SS\***   
**Stainless Steel Threshold**  
**Material: 304 Stainless Steel 2B Finish**  
**Note: Supplied without holes**

CT-10SS	\$267.00 / FT
---------	---------------

**CT-10HD\*** 


CT-10HD	\$36.15 / FT
---------	--------------

**CT-11\*** 

CT-11	\$27.90 / FT
CT-11 x 36"	\$67.00 / EA
CT-11 x 38"	\$71.50 / EA
CT-11 x 72"	\$134.00 / EA
CT-11 x 76"	\$142.95 / EA
CT-11 BL.A.	\$50.25 / FT
CT-11 B.A.	\$50.25 / FT

**CT-11SS\***   
**Stainless Steel Threshold**  
**Material: 304 Stainless Steel 2B Finish**  
**Note: Supplied without holes**

CT-11SS	\$277.00 / FT
---------	---------------

**CT-12\*** 


CT-12	\$30.80 / FT
CT-12 x 36"	\$78.55 / EA
CT-12 x 38"	\$83.80 / EA
CT-12 x 72"	\$157.10 / EA
CT-12 x 76"	\$167.60 / EA

**CT-12SS\***   
**Stainless Steel Threshold**  
**Material: 304 Stainless Steel 2B Finish**  
**Note: Supplied without holes**


CT-12SS	\$287.00 / FT
---------	---------------

**CT-16** 

CT-16	\$18.20 / FT
CT-16 x 36"	\$38.25 / EA

**CT-23** 

CT-23	\$14.85 / FT
-------	--------------

**CT-32\*** 

CT-32	\$32.05 / FT
CT-32 x 36"	\$81.75 / EA
CT-32 x 38"	\$87.20 / EA
CT-32 x 72"	\$163.50 / EA
CT-32 x 76"	\$174.40 / EA

**CT-32SS\***   
**Stainless Steel Threshold**  
**Material: 304 Stainless Steel 2B Finish**  
**Note: Supplied without holes**

CT-32SS	\$398.00 / FT
---------	---------------

**CT-33\*** 

CT-33	\$40.75 / FT
-------	--------------

**CT-33SS\***   
**Stainless Steel Threshold**  
**Material: 304 Stainless Steel 2B Finish**  
**Note: Supplied without holes**

CT-33SS	\$472.00 / FT
---------	---------------

**CT-34\*** 


CT-34	\$27.40 / FT
CT-34 BL.A.	\$49.35 / FT
CT-34 B.A.	\$49.35 / FT

**CT-35\*** 


CT-35	\$29.70 / FT
CT-35 BL.A.	\$53.50 / FT
CT-35 B.A.	\$53.50 / FT

**CT-36\*** 


CT-36	\$32.55 / FT
CT-36 BL.A.	\$58.60 / FT
CT-36 B.A.	\$58.60 / FT

**CT-37\*** 

CT-37	\$35.80 / FT
CT-37 BL.A.	\$64.45 / FT
CT-37 B.A.	\$64.45 / FT

**CT-39\*** 

CT-39	\$29.35 / FT
CT-39 x 36"	\$70.45 / EA
CT-39 x 38"	\$75.15 / EA
CT-39 x 48"	\$93.95 / EA
CT-39 x 72"	\$140.90 / EA
CT-39 x 76"	\$150.30 / EA

**CT-39N\*** 

CT-39N	\$29.20 / FT
CT-39N x 36"	\$70.10 / EA
CT-39N x 38"	\$74.80 / EA
CT-39N x 48"	\$93.50 / EA
CT-39N x 72"	\$140.20 / EA
CT-39N x 76"	\$149.55 / EA

**CT-40N\*** 


CT-40N	\$20.20 / FT
CT-40N BL.A.	\$36.40 / FT
CT-40N B.A.	\$36.40 / FT

**CT-40P** 


CT-40P	\$19.00 / FT
CT-40P BL.A.	\$34.20 / FT
CT-40P B.A.	\$34.20 / FT

**CT-40S\*** 

CT-40S	\$21.05 / FT
CT-40S BL.A.	\$37.90 / FT
CT-40S B.A.	\$37.90 / FT

**CT-64\*** 

CT-64	\$19.25 / FT
CT-64 x 36"	\$43.35 / EA
CT-64 x 38"	\$46.25 / EA
CT-64 x 72"	\$86.70 / EA
CT-64 x 76"	\$92.50 / EA

**CT-64SS\***   
**Stainless Steel Threshold**  
**Material: 304 Stainless Steel 2B Finish**  
**Note: Supplied without holes**

CT-64SS	\$255.00 / FT
---------	---------------

Thresholds, Weatherstrip, Astragals, Automatic Door Bottoms, and Stair Nosings

# Thresholds

Prices effective Feb 1, 2024

Note: All prices on this page uses the Crowder-Inch (KIN) method, see 14.c.iii on page iv.

## CT-65\*

CT-65	\$21.45 / FT
CT-65 x 36"	\$48.30 / EA
CT-65 x 38"	\$51.55 / EA
CT-65 x 72"	\$96.60 / EA
CT-65 x 76"	\$103.05 / EA
CT-65 BL.A.	\$38.65 / FT
CT-65 B.A.	\$38.65 / FT

## CT-658\*

CT-658	\$43.30 / FT
CT-658 x 36" Notched	\$129.70 / EA
CT-658 x 38" Notched	\$138.35 / EA
CT-658 x 48" Notched	\$172.95 / EA
CT-658 x 72" Notched	\$259.40 / EA
CT-658 x 76" Notched	\$276.70 / EA
CT-658 BL.A.	\$77.95 / FT
CT-658 B.A.	\$77.95 / FT

## CT-658LP\*

CT-658LP	\$37.75 / FT
CT-658LP x 36" Notched	\$112.95 / EA
CT-658LP x 38" Notched	\$120.50 / EA
CT-658LP x 48" Notched	\$150.60 / EA
CT-658LP x 72" Notched	\$225.90 / EA
CT-658LP x 76" Notched	\$241.00 / EA
CT-658LP BL.A.	\$67.95 / FT
CT-658LP B.A.	\$67.95 / FT

## CT-65F C.A.\*

Not available in Mill Finish

CT-65F C.A.	\$26.15 / FT
CT-65F BL.A.	\$47.10 / FT
CT-65F B.A.	\$47.10 / FT

## CT-65SS\*

Stainless Steel Threshold

Material: 304 Stainless Steel 2B Finish

Note: Supplied without holes

CT-65SS	\$265.00 / FT
---------	---------------

## CT-66\*

CT-66	\$24.00 / FT
CT-66 x 36"	\$57.60 / EA
CT-66 x 38"	\$61.45 / EA
CT-66 x 72"	\$115.20 / EA
CT-66 x 76"	\$122.90 / EA
CT-66 BL.A.	\$43.20 / FT
CT-66 B.A.	\$43.20 / FT

## CT-66SS\*

Stainless Steel Threshold

Material: 304 Stainless Steel 2B Finish

Note: Supplied without holes

CT-66SS	\$275.00 / FT
---------	---------------

## CT-67\*

CT-67	\$56.55 / FT
-------	--------------

Two piece construction, not welded.

## CT-68\*

CT-68	\$38.20 / FT
-------	--------------

Two piece construction, not welded.

## CT-69\*

CT-69	\$40.40 / FT
-------	--------------

Two piece construction, not welded.

## CT-610\*

CT-610	\$42.65 / FT
--------	--------------

Two piece construction, not welded.

## CT-611\*

CT-611	\$44.85 / FT
--------	--------------

Two piece construction, not welded.

## CT-612\*

CT-612	\$47.10 / FT
--------	--------------

Two piece construction, not welded.

## CT-70\*

CT-70	\$29.25 / FT
CT-70 BL.A.	\$52.65 / FT
CT-70 B.A.	\$52.65 / FT

## CT-70N\*

CT-70N	\$29.05 / FT
--------	--------------

## CT-72\*

CT-72	\$26.15 / FT
CT-72 BL.A.	\$47.10 / FT
CT-72 B.A.	\$47.10 / FT

## CT-72N\*

CT-72	\$26.00 / FT
-------	--------------

## CT-704\*

CT-704	\$20.10 / FT
--------	--------------

## CT-705\*

CT-705	\$22.30 / FT
--------	--------------

## CT-706\*

CT-706	\$24.50 / FT
CT-706 BL.A.	\$44.10 / FT
CT-706 B.A.	\$44.10 / FT

## CT-707\*

CT-707	\$60.95 / FT
--------	--------------

Two piece construction, not welded.

## CT-708\*

CT-708	\$60.95 / FT
--------	--------------

Two piece construction, not welded.

## CT-709\*

CT-709	\$63.15 / FT
--------	--------------

Two piece construction, not welded.

## CT-710\*

CT-710	\$65.40 / FT
--------	--------------

Two piece construction, not welded.

## CT-804\*

CT-804	\$23.20 / FT
--------	--------------

## CT-805\*

CT-805	\$26.30 / FT
CT-805 BL.A.	\$47.35 / FT
CT-805 B.A.	\$47.35 / FT

## CT-805SS\*

CT-805SS	\$267.00 / FT
----------	---------------

## CT-806\*

CT-806	\$29.40 / FT
--------	--------------

## CT-806SS\*

CT-806SS	\$277.00 / FT
----------	---------------

## CT-807\*

CT-807	\$32.65 / FT
--------	--------------

## CT-808\*

CT-808	\$35.85 / FT
CT-808 BL.A.	\$64.55 / FT
CT-808 B.A.	\$64.55 / FT

## CT-808SS\*

CT-808SS	\$398.00 / FT
----------	---------------

## CT-809\*

CT-809	\$72.15 / FT
--------	--------------

Two piece construction, not welded.

## CT-810\*

CT-810	\$75.10 / FT
--------	--------------

Two piece construction, not welded.

Thresholds, Weatherstrip, Astragals, Automatic Door Bottoms, and Stair Nosings




# Thresholds

Prices effective Feb 1, 2024

Note: All prices on this page uses the Crowder-Inch (KIN) method, see 14.c.iii on page iv.


**CT-811\***   
 CT-811 \$78.50 / FT  
 Two piece construction, not welded.


**CT-911\***   
 CT-911 \$53.80 / FT  
 Two piece construction, not welded.

**CT-108**   
 Adjustable angle threshold - base only  
 CT-108 \$19.30 / FT  
 CT-108 BL.A. \$34.75 / FT  
 CT-108 B.A. \$34.75 / FT

**CT-812\***   
 CT-812 \$81.50 / FT  
 Two piece construction, not welded.


**CT-912\***   
 CT-912 \$56.85 / FT  
 Two piece construction, not welded.

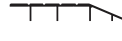
**CT-109**   
 Adjustable angle threshold - ramp only  
 CT-109 \$23.55 / FT  
 CT-109 BL.A. \$42.40 / FT  
 CT-109 B.A. \$42.40 / FT

**CT-813\***   
 CT-813 \$84.70 / FT  
 Two piece construction, not welded.

**CT-913\***   
 CT-913 \$60.10 / FT  
 Two piece construction, not welded.

**CT-814\***   
 CT-814 \$87.90 / FT  
 Two piece construction, not welded.

**CT-914\***   
 CT-914 \$63.45 / FT  
 Two piece construction, not welded.

**CT-8756**   
 Balcony threshold  
 CT-8756 \$32.65 / FT


**CT-909\***   
 CT-909 \$47.50 / FT  
 Two piece construction, not welded.

**CT-915\***   
 CT-915 \$66.65 / FT  
 Two piece construction, not welded.

**CT-910\***   
 CT-910 \$50.70 / FT  
 Two piece construction, not welded.

**CT-916\***   
 CT-916 \$69.90 / FT  
 Two piece construction, not welded.

## Custom Aluminum Diamond Checker Plate



- Ideal for expansion joint cover, custom ramp and threshold requirements
- Can be supplied flat, with slope on one end and/or both ends
- 1/8 in [3.1 mm], 3/16 in [4.7 mm] or 1/4 in [6.35 mm] thick  
bright-finish available
- See [website](#) or contact Customer Service for details

Application Form



Thresholds, Weatherstrip, Astragals, Automatic Door Bottoms, and Stair Nosing

# 1/2" Thermal Break Thresholds

Note: All prices on this page uses the Crowder-Inch (KIN) method, see 14.c.iii on page iv.

Prices effective Feb 1, 2024

<b>CT-41-1</b> CT-41-1 Insert included \$24.90 / FT		<b>CT-43N*</b> CT-43N \$44.65 / FT		<b>CT-48N*</b> CT-48N \$38.25 / FT	
<b>CT-42-1</b> CT-42-1 \$21.70 / FT CT-42-1 BL.A. \$39.10 / FT CT-42-1 B.A. \$39.10 / FT Insert not included		<b>CT-43NA*</b> CT-43NA Assembled \$49.15 / FT		<b>CT-48NA*</b> CT-48A Assembled \$41.85 / FT	
<b>CT-43-1</b> CT-43-1 \$24.90 / FT CT-43-1 BL.A. \$44.85 / FT CT-43-1 B.A. \$44.85 / FT Insert not included		<b>CT-43S*</b> CT-43S \$47.40 / FT		<b>CT-48S*</b> CT-48S \$41.00 / FT	
<b>CT-43SA*</b> CT-43SA Assembled \$52.20 / FT		<b>CT-48SA*</b> CT-48SA Assembled \$44.65 / FT			
<b>CT-44-1</b> CT-44-1 \$16.60 / FT CT-44-1 BL.A. \$29.90 / FT CT-44-1 B.A. \$29.90 / FT Insert not included		<b>CT-44*</b> CT-44 \$33.45 / FT		<b>CT-49N*</b> CT-49N \$35.00 / FT	
<b>CT-45-1</b> CT-45-1 \$18.90 / FT CT-45-1 BL.A. \$34.05 / FT CT-45-1 B.A. \$34.05 / FT Insert not included		<b>CT-44A*</b> CT-44A Assembled \$37.05 / FT		<b>CT-49NA*</b> CT-49A Assembled \$38.55 / FT	
<b>CT-47-1N</b> CT-47-1 Insert not included \$24.40 / FT		<b>CT-45*</b> CT-45 \$35.75 / FT		<b>CT-49S*</b> CT-49S \$38.05 / FT	
<b>CT-47-1S</b> CT-47-1S Insert not included \$26.15 / FT		<b>CT-45A*</b> CT-45A Assembled \$39.40 / FT		<b>CT-49SA*</b> CT-49SA Assembled \$41.70 / FT	
<b>CT-49-1</b> CT-49-1 Insert not included \$15.55 / FT		<b>CT-46*</b> CT-46 \$38.05 / FT		<b>CT-406*</b> CT-406 \$38.60 / FT	
<b>CT-42N*</b> CT-42N \$41.40 / FT		<b>CT-46A*</b> CT-46A Assembled \$41.65 / FT		<b>CT-407*</b> CT-407 \$41.90 / FT	
<b>CT-42NA*</b> CT-42NA Assembled \$45.55 / FT		<b>CT-47N*</b> CT-47N \$35.90 / FT		<b>CT-408*</b> CT-408 \$44.30 / FT	
<b>CT-42S*</b> CT-42S \$43.95 / FT		<b>CT-47NA*</b> CT-47A Assembled \$39.55 / FT		<b>CT-409*</b> CT-409 \$47.15 / FT	
<b>CT-42SA*</b> CT-42SA Assembled \$48.45 / FT		<b>CT-47S*</b> CT-47S \$38.65 / FT		<b>CT-410*</b> CT-410 \$50.45 / FT	
		<b>CT-47SA*</b> CT-47SA Assembled \$42.30 / FT		<b>CT-410-2*</b> CT-410-2 \$61.95 / FT	
				<b>1/2" Frost Insert</b> 1/2" Frost Insert \$9.90 / FT	

Thresholds, Weatherstrip, Astragals, Automatic Door Bottoms, and Stair Nosings

Note: All prices on this page uses the Crowder-Inch (KIN) method, see 14.c.iii on page iv.

# 1/4” Thermal Break Thresholds

Prices effective Feb 1, 2024

## CT-80

CT-80  
Insert not included

 \$15.15 / FT

## CT-75\*

CT-75

 \$31.95 / FT

## CT-86A\*

CT-86A  
Assembled

 \$47.40 / FT

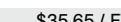
## CT-81

CT-81  
Insert not included

 \$17.60 / FT

## CT-75A\*

CT-75A  
Assembled

 \$35.65 / FT


## CT-87\*

CT-87

 \$46.15 / FT


## CT-83

CT-83  
Insert included

 \$21.70 / FT

## CT-76\*

CT-76

 \$34.50 / FT


## CT-87A\*

CT-87A  
Assembled

 \$49.80 / FT

## CT-74\*

CT-74

 \$29.45 / FT

## CT-76A\*

CT-76A  
Assembled

 \$38.10 / FT


## 1/4” Frost Insert

1/4” Frost Insert

 \$8.55 / FT

## CT-74A\*

CT-74A  
Assembled

 \$33.15 / FT

## CT-86\*

CT-86

 \$43.65 / FT

## Notes:

---

---

---

---

---

---

---

---

---

---

---

---

---

---

---

---

---

---

---

---

---

---

---












Thresholds, Weatherstrip, Astragals,  
Automatic Door Bottoms, and Stair Nosing

# Stair Nosings













Prices effective Feb 1, 2024

Note: All prices on this page uses the Crowder-Inch (KIN) method, see 14.c.iii on page iv.

## Aluminum Stair Nosings with "Lanel"® Insert

CT-20/2 CT-20/2		\$60.35 / FT	CT-21/2 CT-21/2		\$42.25 / FT	CT-22/138 CT-22/138		\$33.80 / FT
CT-20/3 CT-20/3		\$49.30 / FT	CT-21/3 CT-21/3		\$52.35 / FT	CT-22/3 CT-22/3		\$49.65 / FT
CT-20/4 CT-20/4		\$59.80 / FT	CT-21/4 CT-21/4		\$84.65 / FT	CT-22/4 CT-22/4		\$81.35 / FT
CT-20/5 CT-20/5		\$74.50 / FT	CT-21/5 CT-21/5		\$77.80 / FT			

## Aluminum Stair Nosings with Abrasive Insert (black only)

CT-20/2A CT-20/2A		\$75.50 / FT	CT-21/2A CT-21/2A		\$57.90 / FT	CT-22/138A CT-22/138A		\$46.10 / FT
CT-20/3A CT-20/3A		\$70.65 / FT	CT-21/3A CT-21/3A		\$73.75 / FT	CT-22/3A CT-22/3A		\$71.00 / FT
CT-20/4A CT-20/4A		\$86.90 / FT	CT-21/4A CT-21/4A		\$111.75 / FT	CT-22/4A CT-22/4A		\$108.45 / FT
CT-20/5A CT-20/5A		\$104.50 / FT	CT-21/5A CT-21/5A		\$107.75 / FT	CT-22/34A CT-22/34A		\$37.15 / FT

All abrasive insert stair nosings are subject to "no return policy" final sale.  
All abrasive insert stair nosings must be ordered to final size, cannot be cut on-site.

## Stair Nosing Accessories

CT-27 Concrete Anchor (see page TW7 for standard threshold hole spacing and number of holes per length)	\$6.85 / EA
CT-227 Hidden Strap Anchor (typical spacing is 12 in [300 mm] center to center) <b>for abrasive insert only</b>	\$8.55 / EA
Stair Nosing "Lanel"® Replacement Insert	\$4.80 / FT








For colour abrasive insert, contact Customer Service for availability and price.

Note: All prices on this page uses the Crowder-Inch (KIN) method, see 14.c.iii on page iv.

# Build Any Size Threshold

Prices effective Feb 1, 2024

Build Any Size Threshold components to be discontinued, available while quantities last.

<b>CT-100</b> CT-100	 \$16.30 / FT	<b>CT-104</b> CT-104	 \$26.15 / FT	<b>CT-23</b> CT-23	 \$14.85 / FT
<b>CT-101</b> CT-101	 \$16.00 / FT	<b>CT-106</b> CT-106	 \$34.30 / FT		
<b>CT-103</b> CT-103	 \$22.45 / FT	<b>CT-175</b> CT-175	 \$29.15 / FT		

## Accessories for Thresholds

Replacement inserts for thresholds

CT-16 Vinyl	\$4.90 / FT	CT-47-1 Neoprene	\$5.45 / FT
CT-36 Silicone (also for CT-34, CT-35 and CT-37)	\$9.10 / FT	CT-47-1S Silicone	\$5.60 / FT
CT-39N Neoprene	\$5.45 / FT	Stair Nosing "Lanel"® Insert	\$4.80 / FT
CT-39 Silicone	\$5.60 / FT	CT-70N Neoprene	\$5.45 / FT
CT-40N Neoprene	\$5.45 / FT	CT-70 Silicone	\$5.60 / FT
CT-40P Pile	\$4.25 / FT	CT-72N Neoprene	\$5.45 / FT
CT-40S Silicone	\$5.60 / FT	CT-72 Silicone	\$5.60 / FT

## Notching Thresholds

Contact Customer Service for pricing and availability for Custom Notching.

## Standard Threshold Quantity and Spacing of Holes for Screws

Threshold Length	Quantity	Spacing
30 in [762 mm]	3	4"-11"-11"-4"
32 in [812.8 mm]	4	2.5"-9"-9"-9"-2.5"
36 in [914.4 mm]	4	3"-10"-10"-10"-3"
38 in [965.2 mm]	4	4"-10"-10"-10"-4"
40 in [1016 mm]	4	3.5"-11"-11"-11"-3.5"
42 in [1066.8 mm]	5	3"-9"-9"-9"-9"-3"
48 in [1219.2 mm]	5	3"-10.5"-10.5"-10.5"-10.5"-3"
60 in [1524 mm]	6	3.75"-10.5"-10.5"-10.5"-10.5"-10.5"-3.75"
64 in [1625.6 mm]	7	3.5"-9.5"-9.5"-9.5"-9.5"-9.5"-9.5"-3.5"
68 in [1727.2 mm]	7	4"-10"-10"-10"-10"-10"-10"-4"
72 in [1828.8 mm]	7	3"-11"-11"-11"-11"-11"-11"-3"
76 in [1930.4 mm]	8	3"-10"-10"-10"-10"-10"-10"-10"-3"
84 in [2133.6 mm]	8	3.5"-11"-11"-11"-11"-11"-11"-3.5"
96 in [2438.4 mm]	10	3"-10"-10"-10"-10"-10"-10"-10"-10"-10"-3"
108 in [2743.2 mm]	11	4"-10"-10"-10"-10"-10"-10"-10"-10"-10"-4"

Thresholds, Weatherstrip, Astragals, Automatic Door Bottoms, and Stair Nosings

# Automatic Door Bottoms

Prices effective Feb 1, 2024

## CT-50\*

**Application:** Surface and Semi-Mortised  
**Seal:** Neoprene  
**Standard Body Finish:** C.A.



	C.A.	BL.A.	B.A.
CT-50 x 12"	\$163.65 / EA	\$229.15 / EA	\$229.15 / EA
CT-50 x 18"	\$163.65 / EA	\$229.15 / EA	\$229.15 / EA
CT-50 x 24"	\$135.50 / EA	\$189.70 / EA	\$189.70 / EA
CT-50 x 30"	\$142.10 / EA	\$198.95 / EA	\$198.95 / EA
CT-50 x 36"	\$147.20 / EA	\$206.10 / EA	\$206.10 / EA
CT-50 x 38"	\$149.40 / EA	\$209.20 / EA	\$209.20 / EA
CT-50 x 42"	\$153.85 / EA	\$215.40 / EA	\$215.40 / EA
CT-50 x 48"	\$160.45 / EA	\$224.65 / EA	\$224.65 / EA

## CT-50F

**Application:** Surface and Semi-Mortised  
**Seal:** Felt  
**Standard Body Finish:** C.A.



	C.A.	BL.A.	B.A.
CT-50F x 12"	\$172.10 / EA	\$240.95 / EA	\$240.95 / EA
CT-50F x 18"	\$172.10 / EA	\$240.95 / EA	\$240.95 / EA
CT-50F x 24"	\$147.50 / EA	\$206.50 / EA	\$206.50 / EA
CT-50F x 30"	\$155.80 / EA	\$218.15 / EA	\$218.15 / EA
CT-50F x 36"	\$162.60 / EA	\$227.65 / EA	\$227.65 / EA
CT-50F x 38"	\$165.20 / EA	\$231.30 / EA	\$231.30 / EA
CT-50F x 42"	\$170.85 / EA	\$239.20 / EA	\$239.20 / EA
CT-50F x 48"	\$179.10 / EA	\$250.75 / EA	\$250.75 / EA

## CT-51\*

**Application:** Mortised  
**Seal:** Neoprene  
**Standard Body Finish:** Mill



	Mill	BL.A.
CT-51 x 12"	\$155.60 / EA	\$217.85 / EA
CT-51 x 18"	\$155.60 / EA	\$217.85 / EA
CT-51 x 24"	\$123.95 / EA	\$173.55 / EA
CT-51 x 30"	\$127.60 / EA	\$178.65 / EA
CT-51 x 36"	\$130.05 / EA	\$182.10 / EA
CT-51 x 38"	\$131.25 / EA	\$183.75 / EA
CT-51 x 42"	\$133.75 / EA	\$187.25 / EA
CT-51 x 48"	\$137.55 / EA	\$192.60 / EA

## CT-51F

**Application:** Mortised  
**Seal:** Felt  
**Standard Body Finish:** Mill



	Mill	BL.A.
CT-51F x 12"	\$164.05 / EA	\$229.70 / EA
CT-51F x 18"	\$164.05 / EA	\$229.70 / EA
CT-51F x 24"	\$136.05 / EA	\$190.50 / EA
CT-51F x 30"	\$141.40 / EA	\$198.00 / EA
CT-51F x 36"	\$145.35 / EA	\$203.50 / EA
CT-51F x 38"	\$147.05 / EA	\$205.90 / EA
CT-51F x 42"	\$150.75 / EA	\$211.05 / EA
CT-51F x 48"	\$156.15 / EA	\$218.65 / EA

## CT-52\*

**Application:** Surface and Semi-Mortised  
**Seal:** Neoprene  
**Standard Body Finish:** C.A.



	C.A.	BL.A.	B.A.
CT-52 x 12"	\$209.05 / EA	\$292.70 / EA	\$292.70 / EA
CT-52 x 18"	\$209.05 / EA	\$292.70 / EA	\$292.70 / EA
CT-52 x 24"	\$164.00 / EA	\$229.60 / EA	\$229.60 / EA
CT-52 x 30"	\$165.55 / EA	\$231.80 / EA	\$231.80 / EA
CT-52 x 36"	\$167.00 / EA	\$233.80 / EA	\$233.80 / EA
CT-52 x 38"	\$173.05 / EA	\$242.30 / EA	\$242.30 / EA
CT-52 x 42"	\$175.90 / EA	\$246.30 / EA	\$246.30 / EA
CT-52 x 48"	\$185.50 / EA	\$259.70 / EA	\$259.70 / EA
CT-52 x 60"	\$377.30 / EA	\$528.25 / EA	\$528.25 / EA

## CT-52B

**Application:** Surface and Semi-Mortised  
**Seal:** Brush  
**Standard Body Finish:** C.A.



	C.A.	BL.A.	B.A.
CT-52B x 12"	\$204.85 / EA	\$286.80 / EA	\$286.80 / EA
CT-52B x 18"	\$204.85 / EA	\$286.80 / EA	\$286.80 / EA
CT-52B x 24"	\$161.05 / EA	\$225.50 / EA	\$225.50 / EA
CT-52B x 30"	\$168.60 / EA	\$236.05 / EA	\$236.05 / EA
CT-52B x 36"	\$178.60 / EA	\$250.05 / EA	\$250.05 / EA
CT-52B x 38"	\$182.20 / EA	\$255.10 / EA	\$255.10 / EA
CT-52B x 42"	\$189.40 / EA	\$265.20 / EA	\$265.20 / EA
CT-52B x 48"	\$200.20 / EA	\$280.30 / EA	\$280.30 / EA
CT-52B x 60"	\$373.95 / EA	\$523.55 / EA	\$523.55 / EA

## CT-52F

**Application:** Surface and Semi-Mortised  
**Seal:** Felt  
**Standard Body Finish:** C.A.



	C.A.	BL.A.	B.A.
CT-52F x 12"	\$280.15 / EA	\$392.25 / EA	\$392.25 / EA
CT-52F x 18"	\$280.15 / EA	\$392.25 / EA	\$392.25 / EA
CT-52F x 24"	\$236.85 / EA	\$331.60 / EA	\$331.60 / EA
CT-52F x 30"	\$245.20 / EA	\$343.30 / EA	\$343.30 / EA
CT-52F x 36"	\$253.10 / EA	\$354.35 / EA	\$354.35 / EA
CT-52F x 38"	\$255.85 / EA	\$358.20 / EA	\$358.20 / EA
CT-52F x 42"	\$270.25 / EA	\$378.35 / EA	\$378.35 / EA
CT-52F x 48"	\$282.10 / EA	\$394.95 / EA	\$394.95 / EA
CT-52F x 60"	\$443.50 / EA	\$620.90 / EA	\$620.90 / EA

## CT-52S\*

**Application:** Surface and Semi-Mortised  
**Seal:** Silicone  
**Standard Body Finish:** C.A.



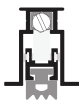
	C.A.	BL.A.	B.A.
CT-52S x 12"	\$234.35 / EA	\$328.10 / EA	\$328.10 / EA
CT-52S x 18"	\$234.35 / EA	\$328.10 / EA	\$328.10 / EA
CT-52S x 24"	\$190.75 / EA	\$267.05 / EA	\$267.05 / EA
CT-52S x 30"	\$192.30 / EA	\$269.25 / EA	\$269.25 / EA
CT-52S x 36"	\$193.75 / EA	\$271.25 / EA	\$271.25 / EA
CT-52S x 38"	\$198.25 / EA	\$277.55 / EA	\$277.55 / EA
CT-52S x 42"	\$199.80 / EA	\$279.75 / EA	\$279.75 / EA
CT-52S x 48"	\$207.30 / EA	\$290.25 / EA	\$290.25 / EA
CT-52S x 60"	\$402.50 / EA	\$563.50 / EA	\$563.50 / EA

# Automatic Door Bottoms

Prices effective Feb 1, 2024

## CT-53\*

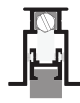
**Application:** Mortised  
**Seal:** Neoprene  
**Standard Body Finish:** Mill



	Mill	BL.A.
CT-53 x 12"	\$191.95 / EA	\$268.75 / EA
CT-53 x 18"	\$191.95 / EA	\$268.75 / EA
CT-53 x 24"	\$146.95 / EA	\$205.75 / EA
CT-53 x 30"	\$148.50 / EA	\$207.90 / EA
CT-53 x 36"	\$150.00 / EA	\$210.00 / EA
CT-53 x 38"	\$155.95 / EA	\$218.35 / EA
CT-53 x 42"	\$157.45 / EA	\$220.45 / EA
CT-53 x 48"	\$165.00 / EA	\$231.00 / EA
CT-53 x 60"	\$360.25 / EA	\$504.35 / EA

## CT-53F

**Application:** Mortised  
**Seal:** Felt  
**Standard Body Finish:** Mill



	Mill	BL.A.
CT-53F x 12"	\$277.45 / EA	\$388.45 / EA
CT-53F x 18"	\$277.45 / EA	\$388.45 / EA
CT-53F x 24"	\$219.75 / EA	\$307.65 / EA
CT-53F x 30"	\$225.00 / EA	\$315.00 / EA
CT-53F x 36"	\$229.85 / EA	\$321.80 / EA
CT-53F x 38"	\$231.50 / EA	\$324.10 / EA
CT-53F x 42"	\$243.55 / EA	\$341.00 / EA
CT-53F x 48"	\$252.10 / EA	\$352.95 / EA
CT-53F x 60"	\$403.25 / EA	\$564.55 / EA

## CT-54\*

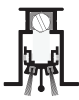
**Application:** Mortised (with 1/4 in [6.4 mm] slot)  
**Seal:** Silicone  
**Standard Body Finish:** Mill



	Mill	BL.A.
CT-54 x 12"	\$158.30 / EA	\$221.65 / EA
CT-54 x 18"	\$158.30 / EA	\$221.65 / EA
CT-54 x 24"	\$135.25 / EA	\$189.35 / EA
CT-54 x 30"	\$140.50 / EA	\$196.70 / EA
CT-54 x 36"	\$145.40 / EA	\$203.60 / EA
CT-54 x 38"	\$147.05 / EA	\$205.90 / EA
CT-54 x 42"	\$150.80 / EA	\$211.15 / EA
CT-54 x 48"	\$156.20 / EA	\$218.70 / EA
CT-54 x 60"	\$326.60 / EA	\$457.25 / EA

## CT-53B

**Application:** Mortised  
**Seal:** Brush  
**Standard Body Finish:** Mill



	Mill	BL.A.
CT-53B x 12"	\$188.40 / EA	\$263.80 / EA
CT-53B x 18"	\$188.40 / EA	\$263.80 / EA
CT-53B x 24"	\$144.45 / EA	\$202.25 / EA
CT-53B x 30"	\$151.90 / EA	\$212.70 / EA
CT-53B x 36"	\$158.70 / EA	\$222.20 / EA
CT-53B x 38"	\$161.20 / EA	\$225.70 / EA
CT-53B x 42"	\$166.30 / EA	\$232.85 / EA
CT-53B x 48"	\$173.75 / EA	\$243.25 / EA
CT-53B x 60"	\$357.70 / EA	\$500.80 / EA

## CT-53S\*

**Application:** Mortised  
**Seal:** Silicone  
**Standard Body Finish:** Mill



	Mill	BL.A.
CT-53S x 12"	\$215.55 / EA	\$301.80 / EA
CT-53S x 18"	\$215.55 / EA	\$301.80 / EA
CT-53S x 24"	\$170.45 / EA	\$238.65 / EA
CT-53S x 30"	\$172.00 / EA	\$240.80 / EA
CT-53S x 36"	\$173.50 / EA	\$242.90 / EA
CT-53S x 38"	\$179.50 / EA	\$251.30 / EA
CT-53S x 42"	\$181.00 / EA	\$253.40 / EA
CT-53S x 48"	\$188.50 / EA	\$263.90 / EA
CT-53S x 60"	\$383.70 / EA	\$537.20 / EA

### Note

- 12 in [304.8 mm] and 18 in [457.2 mm] sizes cannot be cut down.
- 24 in [609.6 mm] sizes can only be cut down up to 3 in [76 mm] on-site.
- All other sizes can be cut down up to 6 in [152 mm] on-site.
- Contact Customer Service for availability and pricing for sizes not shown.
- 11 1/2 in [292.1 mm] is the smallest operating size that can be fabricated, less than 11 1/2 in [292.1 mm] will be fixed.
- 8 in [203.2 mm] is the smallest fixed size that can be fabricated.

**For non-standard sizes, add:**

**\$45 / EA to the next highest size LIST price**

**For any odd sizes below 18 in [457.2 mm], add:**

**\$70 / EA to the 18 in [457.2 mm] LIST price**

## Stainless Steel Automatic Door Bottoms

### CT-50-SS\*

**Application:** Surface  
**Seal:** Neoprene  
**Standard Body Finish:** C.A. with Stainless Steel Cover



CT-50-SS x 12"	\$297.15 / EA
CT-50-SS x 18"	\$297.15 / EA
CT-50-SS x 24"	\$313.50 / EA
CT-50-SS x 30"	\$409.10 / EA
CT-50-SS x 36"	\$414.20 / EA
CT-50-SS x 38"	\$505.40 / EA
CT-50-SS x 42"	\$509.85 / EA
CT-50-SS x 48"	\$516.45 / EA

### CT-52-SS\*

**Application:** Surface  
**Seal:** Neoprene  
**Standard Body Finish:** C.A. with Stainless Steel Cover



CT-52-SS x 12"	\$357.55 / EA
CT-52-SS x 18"	\$357.55 / EA
CT-52-SS x 24"	\$362.00 / EA
CT-52-SS x 30"	\$462.55 / EA
CT-52-SS x 36"	\$464.00 / EA
CT-52-SS x 38"	\$569.05 / EA
CT-52-SS x 42"	\$571.90 / EA
CT-52-SS x 48"	\$581.50 / EA
CT-52-SS x 60"	\$872.30 / EA

### CT-52S-SS\*

**Application:** Surface  
**Seal:** Silicone  
**Standard Body Finish:** C.A. with Stainless Steel Cover



CT-52S-SS x 12"	\$382.85 / EA
CT-52S-SS x 18"	\$382.85 / EA
CT-52S-SS x 24"	\$388.75 / EA
CT-52S-SS x 30"	\$489.30 / EA
CT-52S-SS x 36"	\$490.75 / EA
CT-52S-SS x 38"	\$594.25 / EA
CT-52S-SS x 42"	\$595.80 / EA
CT-52S-SS x 48"	\$603.30 / EA
CT-52S-SS x 60"	\$897.50 / EA

## Stainless Steel Covers only

**Material:** 304 Stainless Steel 2B Finish

**Order the next size up for odd sizes.**

CT-50 S.S. Cover only x 36"	\$267.00 / EA
CT-50 S.S. Cover only x 38"	\$356.00 / EA
CT-50 S.S. Cover only x 42"	\$356.00 / EA
CT-50 S.S. Cover only x 48"	\$356.00 / EA
CT-52 S.S. Cover only x 36"	\$297.00 / EA
CT-52 S.S. Cover only x 38"	\$396.00 / EA
CT-52 S.S. Cover only x 42"	\$396.00 / EA
CT-52 S.S. Cover only x 48"	\$396.00 / EA
CT-52 S.S. Cover only x 60"	\$495.00 / EA

## End Caps

**S.S. = Stainless Steel**

**C.A. = Clear Anodized Finish**



CT-50 End Caps (S.S.)	\$55.20 / SET
CT-51 End Caps (C.A.)	\$55.20 / SET
CT-52 End Caps (S.S.)	\$55.20 / SET
CT-52-SS Sloped End Caps (S.S.)	\$62.10 / SET
CT-53 End Cap (C.A.)	\$55.20 / SET



# Door Shoes

Prices effective Feb 1, 2024

## CT-55

Standard Extruded Body Finish: Mill

CT-55 \$17.05 / FT 

## CT-548\*

Standard Extruded Body Finish: Mill

CT-548 \$16.50 / FT 

## CT-745\*

Standard Extruded Body Finish: Mill

CT-745 \$21.70 / FT 

## Accessories for Automatic Door Bottoms

### Replacement Inserts

CT-50/CT-51 Neoprene with Aluminum Pressure Bar	\$15.75 / FT	CT-52/CT-53 Silicone	\$13.00 / FT
CT-52/CT-53 Neoprene	\$6.70 / FT	CT-54 Silicone (two pieces)	\$11.20 / FT
CT-50/CT-51 Felt with Aluminum Pressure Bar	\$19.90 / FT	CT-54 Shim only	\$9.20 / FT
CT-52/CT-53 Felt with Aluminum Pressure Bar	\$48.55 / FT	CT-548 3-Fin Insert only	\$5.15 / FT
CT-52/CT-53 Brush (two pieces required)	See 7/16 in Brush on TW19		

## Notes

---

---

---

---

---

---

---

---

---

---

---

---

---

---

---

---

---

---

---

---

---

---

---

---

---

# Weatherstrip - Sweeps

Prices effective Feb 1, 2024

Torx screws are available. See fasteners list on pages TW20-TW21 for options.



## W-11

Standard Extruded Body Finish: C.A.

W-11	\$13.95 / FT
W-11 x 36"	\$39.80 / EA
W-11 x 38"	\$46.45 / EA
W-11 x 48"	\$53.10 / EA
W-11 BL.A.	\$22.35 / FT
W-11 B.A.	\$22.35 / FT

## W-13S\*

Standard Extruded Body Finish: C.A.

W-13S	\$14.10 / FT
W-13S x 36"	\$40.20 / EA
W-13S x 38"	\$46.90 / EA
W-13S x 48"	\$53.60 / EA
W-13S BL.A.	\$22.60 / FT
W-13S B.A.	\$22.60 / FT

## W-13S-2\*

Standard Extruded Body Finish: C.A.

W-13S-2	\$16.10 / FT
W-13S-2 x 36"	\$45.90 / EA
W-13S-2 x 38"	\$53.55 / EA
W-13S-2 x 48"	\$61.20 / EA
W-13S-2 BL.A.	\$25.80 / FT
W-13S-2 B.A.	\$25.80 / FT

## W-13S-SS\*

Standard Extruded Body Finish: S.S.

W-13S-SS x 36"	\$149.00 / EA
W-13S-SS x 38"	\$153.00 / EA
W-13S-SS x 48"	\$169.00 / EA
W-13S-SS x 76"	\$192.00 / EA
W-13S-SS x 2150 mm (84.625")	\$229.00 / EA

## W-13S-2-SS\*

Standard Extruded Body Finish: S.S.

W-13S-2-SS x 36"	\$172.00 / EA
W-13S-2-SS x 38"	\$176.00 / EA
W-13S-2-SS x 48"	\$195.00 / EA
W-13S-2-SS x 76"	\$221.00 / EA
W-13S-2-SS x 2150 mm (84.625")	\$264.00 / EA

## W-19\*

Standard Extruded Body Finish: Mill

W-19	\$70.50 / FT
W-19 C.A.	\$98.70 / FT
W-19 BL.A.	\$112.80 / FT
W-19 B.A.	\$112.80 / FT

## W-19SS

Standard Extruded Body Finish: S.S.

W-19SS x 36"	\$628.00 / EA
W-19SS x 38"	\$838.00 / EA
W-19SS x 48"	\$838.00 / EA
W-19SS x 72"	\$1,256.00 / EA
W-19SS x 144"	\$2,512.00 / EA

## W-24S\*

Standard Extruded Body Finish: C.A.

W-24S x 36"	\$36.60 / EA
W-24S x 38"	\$42.70 / EA
W-24S x 48"	\$48.80 / EA
W-24S x 72"	\$73.20 / EA
W-24S x 96"	\$97.60 / EA
W-24S x 144"	\$146.40 / EA
W-24S BL.A. x 36"	\$58.60 / EA
W-24S BL.A. x 38"	\$68.35 / EA
W-24S BL.A. x 48"	\$78.10 / EA
W-24S BL.A. x 72"	\$117.15 / EA
W-24S BL.A. x 96"	\$156.20 / EA
W-24S BL.A. x 144"	\$234.25 / EA
W-24S B.A. x 36"	\$58.60 / EA
W-24S B.A. x 38"	\$68.35 / EA
W-24S B.A. x 48"	\$78.10 / EA
W-24S B.A. x 72"	\$117.15 / EA
W-24S B.A. x 96"	\$156.20 / EA
W-24S B.A. x 144"	\$234.25 / EA
W-24S White x 36"	\$62.25 / EA
W-24S White x 38"	\$72.60 / EA
W-24S White x 48"	\$83.00 / EA
W-24S White x 72"	\$124.45 / EA
W-24S White x 96"	\$165.95 / EA
W-24S White x 144"	\$248.90 / EA

## W-25S\*

Standard Extruded Body Finish: C.A.

W-25S x 36"	\$41.40 / EA
W-25S x 38"	\$55.20 / EA
W-25S x 48"	\$55.20 / EA
W-25S x 60"	\$69.00 / EA
W-25S x 2150 mm (84.625")	\$96.60 / EA
W-25S x 96"	\$110.40 / EA
W-25S x 120"	\$138.00 / EA
W-25S BL.A. x 36"	\$66.25 / EA
W-25S BL.A. x 38"	\$88.35 / EA
W-25S BL.A. x 48"	\$88.35 / EA
W-25S BL.A. x 60"	\$110.40 / EA
W-25S BL.A. x 2150 mm (84.625")	\$154.60 / EA
W-25S BL.A. x 96"	\$176.65 / EA
W-25S BL.A. x 120"	\$220.80 / EA
W-25S B.A. x 36"	\$66.25 / EA
W-25S B.A. x 38"	\$88.35 / EA
W-25S B.A. x 48"	\$88.35 / EA
W-25S B.A. x 60"	\$110.40 / EA
W-25S B.A. x 2150 mm (84.625")	\$154.60 / EA
W-25S B.A. x 96"	\$176.65 / EA
W-25S B.A. x 120"	\$220.80 / EA

## W-26-1\*

Standard Extruded Body Finish: Mill

W-26-1 x 36"	\$58.95 / EA
W-26-1 x 38"	\$68.80 / EA
W-26-1 x 48"	\$78.60 / EA
W-26-1 x 72"	\$117.90 / EA
W-26-1 x 96"	\$157.20 / EA
W-26-1 x 144"	\$235.80 / EA

## W-26-2\*

Standard Extruded Body Finish: Mill

W-26-2 x 36"	\$83.65 / EA
W-26-2 x 38"	\$97.60 / EA
W-26-2 x 48"	\$111.55 / EA
W-26-2 x 72"	\$167.30 / EA
W-26-2 x 96"	\$223.10 / EA
W-26-2 x 144"	\$334.60 / EA

## W-26-3\*

Standard Extruded Body Finish: Mill

W-26-3 x 36"	\$102.15 / EA
W-26-3 x 38"	\$119.20 / EA
W-26-3 x 48"	\$136.20 / EA
W-26-3 x 72"	\$204.30 / EA
W-26-3 x 96"	\$272.40 / EA
W-26-3 x 144"	\$408.60 / EA

## W-33S\*

Standard Extruded Body Finish: C.A.

W-33S x 36"	\$65.75 / EA
W-33S x 38"	\$76.75 / EA
W-33S x 48"	\$87.70 / EA
W-33S x 72"	\$131.50 / EA
W-33S x 96"	\$175.35 / EA
W-33S x 144"	\$263.00 / EA
W-33S BL.A. x 36"	\$105.20 / EA
W-33S BL.A. x 38"	\$122.80 / EA
W-33S BL.A. x 48"	\$140.35 / EA
W-33S BL.A. x 72"	\$210.40 / EA
W-33S BL.A. x 96"	\$280.60 / EA
W-33S BL.A. x 144"	\$420.80 / EA
W-33S B.A. x 36"	\$105.20 / EA
W-33S B.A. x 38"	\$122.80 / EA
W-33S B.A. x 48"	\$140.35 / EA
W-33S B.A. x 72"	\$210.40 / EA
W-33S B.A. x 96"	\$280.60 / EA
W-33S B.A. x 144"	\$420.80 / EA
W-33S White x 36"	\$111.80 / EA
W-33S White x 38"	\$130.50 / EA
W-33S White x 48"	\$149.10 / EA
W-33S White x 72"	\$223.55 / EA
W-33S White x 96"	\$298.10 / EA
W-33S White x 144"	\$447.10 / EA

For odd sizes to be cut down from a set size, use next listed set size and add \$95 / EA cutting charge.

# Weatherstrip - Sweeps

Prices effective Feb 1, 2024

## W-34S\*



Standard Extruded Body Finish: C.A.

W-34S x 36"	\$88.50 / EA
W-34S x 38"	\$103.25 / EA
W-34S x 48"	\$118.00 / EA
W-34S x 72"	\$177.00 / EA
W-34S x 96"	\$236.00 / EA
W-34S x 144"	\$354.00 / EA
W-34S BL.A. x 36"	\$141.60 / EA
W-34S BL.A. x 38"	\$165.20 / EA
W-34S BL.A. x 48"	\$188.80 / EA
W-34S BL.A. x 72"	\$283.20 / EA
W-34S BL.A. x 96"	\$377.60 / EA
W-34S BL.A. x 144"	\$566.40 / EA
W-34S B.A. x 36"	\$141.60 / EA
W-34S B.A. x 38"	\$165.20 / EA
W-34S B.A. x 48"	\$188.80 / EA
W-34S B.A. x 72"	\$283.20 / EA
W-34S B.A. x 96"	\$377.60 / EA
W-34S B.A. x 144"	\$566.40 / EA
W-34S White x 36"	\$150.45 / EA
W-34S White x 38"	\$175.55 / EA
W-34S White x 48"	\$200.60 / EA
W-34S White x 72"	\$300.90 / EA
W-34S White x 96"	\$401.20 / EA
W-34S White x 144"	\$601.80 / EA

## W-35-1\*



Standard Extruded Body Finish: C.A.

W-35-1 x 36"	\$59.65 / EA
W-35-1 x 38"	\$69.60 / EA
W-35-1 x 48"	\$79.55 / EA
W-35-1 x 72"	\$119.30 / EA
W-35-1 x 96"	\$159.10 / EA
W-35-1 x 144"	\$238.60 / EA
W-35-1 BL.A. x 36"	\$95.45 / EA
W-35-1 BL.A. x 38"	\$111.40 / EA
W-35-1 BL.A. x 48"	\$127.30 / EA
W-35-1 BL.A. x 72"	\$190.90 / EA
W-35-1 BL.A. x 96"	\$254.60 / EA
W-35-1 BL.A. x 144"	\$381.80 / EA

## W-35-2\*



Standard Extruded Body Finish: C.A.

W-35-2 x 36"	\$84.95 / EA
W-35-2 x 38"	\$99.15 / EA
W-35-2 x 48"	\$113.30 / EA
W-35-2 x 72"	\$169.90 / EA
W-35-2 x 96"	\$226.55 / EA
W-35-2 x 144"	\$339.80 / EA
W-35-2 BL.A. x 36"	\$135.95 / EA
W-35-2 BL.A. x 38"	\$158.65 / EA
W-35-2 BL.A. x 48"	\$181.30 / EA
W-35-2 BL.A. x 72"	\$271.85 / EA
W-35-2 BL.A. x 96"	\$362.50 / EA
W-35-2 BL.A. x 144"	\$543.70 / EA

## W-35-3\*



Standard Extruded Body Finish: C.A.

W-35-3 x 36"	\$103.05 / EA
W-35-3 x 38"	\$120.25 / EA
W-35-3 x 48"	\$137.40 / EA
W-35-3 x 72"	\$206.10 / EA
W-35-3 x 96"	\$274.80 / EA
W-35-3 x 144"	\$412.20 / EA
W-35-3 BL.A. x 36"	\$164.90 / EA
W-35-3 BL.A. x 38"	\$192.40 / EA
W-35-3 BL.A. x 48"	\$219.85 / EA
W-35-3 BL.A. x 72"	\$329.80 / EA
W-35-3 BL.A. x 96"	\$439.70 / EA
W-35-3 BL.A. x 144"	\$659.55 / EA

## W-37-1\*



Standard Extruded Body Finish: C.A.

W-37-1 x 36"	\$55.60 / EA
W-37-1 x 38"	\$64.90 / EA
W-37-1 x 48"	\$74.15 / EA
W-37-1 x 72"	\$111.20 / EA
W-37-1 x 96"	\$148.30 / EA
W-37-1 x 144"	\$222.40 / EA

## W-37-2\*



Standard Extruded Body Finish: C.A.

W-37-2 x 36"	\$79.80 / EA
W-37-2 x 38"	\$93.10 / EA
W-37-2 x 48"	\$106.40 / EA
W-37-2 x 72"	\$159.60 / EA
W-37-2 x 96"	\$212.80 / EA
W-37-2 x 144"	\$319.20 / EA

## W-37-3\*



Standard Extruded Body Finish: C.A.

W-37-3 x 36"	\$98.90 / EA
W-37-3 x 38"	\$115.40 / EA
W-37-3 x 48"	\$131.90 / EA
W-37-3 x 72"	\$197.80 / EA
W-37-3 x 96"	\$263.75 / EA
W-37-3 x 144"	\$395.60 / EA

## W-38S\*



Standard Extruded Body Finish: C.A.

W-38S	\$15.90 / FT
W-38S x 36"	\$45.35 / EA
W-38S x 38"	\$52.95 / EA
W-38S BL.A.	\$25.45 / FT
W-38S B.A.	\$25.45 / FT

For odd sizes to be cut down from a set size, use next listed set size and add \$95 / EA cutting charge.

Thresholds, Weatherstrip, Astragals, Automatic Door Bottoms, and Stair Nosings



# Weatherstrip

Prices effective Feb 1, 2024

## W-1

Standard Extruded Body Finish: Mill



W-1	\$6.40 / FT
W-1 x 17'-2"	\$70.75 / EA
W-1 x 20'-4"	\$83.25 / EA

## W-2

Standard Extruded Body Finish: Mill



W-2	\$6.05 / FT
W-2 x 17'-2"	\$66.90 / EA
W-2 x 20'-4"	\$78.75 / EA

## W-3

Standard Extruded Body Finish: C.A.



W-3	\$14.75 / FT
W-3 x 42"	\$59.00 / EA
W-3 x 80"	\$103.25 / EA

## W-13\*

Standard Extruded Body Finish: C.A.



W-13	\$10.15 / FT
W-13 BL.A.	\$16.25 / FT
W-13 B.A.	\$16.25 / FT

## W-13-SS\*

Standard Extruded Body Finish: S.S.



W-13-SS x 36"	\$140.00 / EA
W-13-SS x 38"	\$144.00 / EA
W-13-SS x 48"	\$153.00 / EA
W-13-SS x 76"	\$166.00 / EA
W-13-SS x 2150mm (84.625")	\$200.00 / EA
W-13-SS x 96"	\$213.00 / EA
W-13-SS x 17'-2"	\$590.00 / EA
W-13-SS x 18'	\$600.00 / EA
W-13-SS x 20'-4"	\$648.00 / EA

## W-14\*

Standard Extruded Body Finish: C.A.



W-14	\$8.60 / FT
W-14 x 17'-2"	\$102.35 / EA
W-14 x 20'-4"	\$120.45 / EA
W-14 BL.A.	\$13.80 / FT
W-14 B.A.	\$13.80 / FT

## W-15\*

Standard Extruded Body Finish: C.A.



W-15	\$12.10 / FT
W-15 x 17'-2"	\$164.60 / EA
W-15 x 20'-4"	\$193.65 / EA

## W-16F\*

Standard Extruded Body Finish: C.A.



W-16F	\$10.55 / FT
W-16F x 17'-2"	\$143.50 / EA
W-16F x 20'-4"	\$168.85 / EA
W-16F BL.A.	\$16.90 / FT
W-16F B.A.	\$16.90 / FT

## W-16N\*

Standard Extruded Body Finish: C.A.



W-16N	\$9.15 / FT
W-16N x 17'-2"	\$124.45 / EA
W-16N x 20'-4"	\$146.45 / EA
W-16N BL.A.	\$14.65 / FT
W-16N B.A.	\$14.65 / FT

## W-16P

Standard Extruded Body Finish: C.A.



W-16P	\$7.35 / FT
W-16P x 17'-2"	\$100.00 / EA
W-16P x 20'-4"	\$117.65 / EA
W-16P BL.A.	\$11.80 / FT
W-16P B.A.	\$11.80 / FT

## W-16S\*

Standard Extruded Body Finish: C.A.



W-16S	\$9.30 / FT
W-16S x 17'-2"	\$126.50 / EA
W-16S x 20'-4"	\$148.85 / EA
W-16S BL.A.	\$14.90 / FT
W-16S B.A.	\$14.90 / FT

## W-17N\*

Standard Extruded Body Finish: C.A.



W-17N	\$7.85 / FT
W-17N x 17'-2"	\$106.80 / EA
W-17N x 20'-4"	\$125.65 / EA
W-17N BL.A.	\$12.60 / FT
W-17N B.A.	\$12.60 / FT

## W-17S\*

Standard Extruded Body Finish: C.A.



W-17S	\$7.95 / FT
W-17S x 17'-2"	\$108.15 / EA
W-17S x 20'-4"	\$127.25 / EA
W-17S BL.A.	\$12.75 / FT
W-17S B.A.	\$12.75 / FT

## W-18\*

Standard Extruded Body Finish: C.A.



W-18	\$9.00 / FT
W-18 x 17'-2"	\$122.40 / EA
W-18 x 20'-4"	\$144.00 / EA
W-18 BL.A.	\$14.40 / FT
W-18 B.A.	\$14.40 / FT

## W-20N\*

Standard Extruded Body Finish: C.A.



W-20N	\$14.40 / FT
W-20N x 38"	\$45.40 / EA
W-20N x 17'-2"	\$208.10 / EA
W-20N x 20'-4"	\$244.85 / EA
W-20N BL.A.	\$23.05 / FT
W-20N B.A.	\$23.05 / FT

## W-20P

Standard Extruded Body Finish: C.A.



W-20P	\$13.55 / FT
W-20P x 38"	\$42.70 / EA
W-20P x 17'-2"	\$195.80 / EA
W-20P x 20'-4"	\$230.40 / EA
W-20P BL.A.	\$21.70 / FT
W-20P B.A.	\$21.70 / FT

## W-20S\*

Standard Extruded Body Finish: C.A.



W-20S	\$14.45 / FT
W-20S x 38"	\$45.55 / EA
W-20S x 17'-2"	\$208.85 / EA
W-20S x 20'-4"	\$245.75 / EA
W-20S BL.A.	\$23.15 / FT
W-20S B.A.	\$23.15 / FT

## W-2050S\*

Standard Extruded Body Finish: C.A.



W-2050S	\$16.40 / FT
W-2050S x 38"	\$51.70 / EA
W-2050S x 17'-2"	\$237.00 / EA
W-2050S x 20'-4"	\$278.85 / EA
W-2050S BL.A.	\$26.25 / FT
W-2050S B.A.	\$26.25 / FT

## W-23\*

Standard Extruded Body Finish: C.A.



W-23 x 38"	\$44.55 / EA
W-23 x 48"	\$50.95 / EA
W-23 x 60"	\$63.65 / EA
W-23 x 2150mm (84.625")	\$89.10 / EA
W-23 x 96"	\$101.85 / EA
W-23 x 120"	\$127.30 / EA
W-23 x 17'-2"	\$183.95 / EA
W-23 x 18'	\$194.75 / EA
W-23 x 20'-4"	\$227.25 / EA

## W-27

Standard Extruded Body Finish: C.A.



W-27	\$17.60 / FT
------	--------------

For odd size weatherstrip, use next set size up and add a cutting charge of \$95 / EA

## W-28

**Santoprene Colour:** Black

W-28-BL x 38"	\$13.00 / EA
W-28-BL x 48"	\$13.00 / EA
W-28-BL x 72"	\$19.50 / EA
W-28-BL x 2150mm (84.625")	\$22.75 / EA
W-28-BL x 96"	\$26.00 / EA
W-28-BL x 144"	\$39.00 / EA
W-28-BL x 17'-2"	\$58.50 / EA
W-28-BL x 18'	\$58.50 / EA
W-28-BL x 20'-4"	\$68.25 / EA

**Santoprene Colour:** Brown

W-28-BR x 38"	\$13.00 / EA
W-28-BR x 48"	\$13.00 / EA
W-28-BR x 72"	\$19.50 / EA
W-28-BR x 2150mm (84.625")	\$22.75 / EA
W-28-BR x 96"	\$26.00 / EA
W-28-BR x 144"	\$39.00 / EA
W-28-BR x 17'-2"	\$58.50 / EA
W-28-BR x 18'	\$58.50 / EA
W-28-BR x 20'-4"	\$68.25 / EA

**Santoprene Colour:** White

W-28-WH x 38"	\$13.00 / EA
W-28-WH x 48"	\$13.00 / EA
W-28-WH x 72"	\$19.50 / EA
W-28-WH x 2150mm (84.625")	\$22.75 / EA
W-28-WH x 96"	\$26.00 / EA
W-28-WH x 144"	\$39.00 / EA
W-28-WH x 17'-2"	\$58.50 / EA
W-28-WH x 18'	\$58.50 / EA
W-28-WH x 20'-4"	\$68.25 / EA

## W-29-BL

**Standard Extruded Body Finish:** Mill

**Santoprene Colour:** Black

W-29-BL x 38"	\$40.40 / EA
W-29-BL x 48"	\$40.40 / EA
W-29-BL x 72"	\$60.60 / EA
W-29-BL x 2150mm (84.625")	\$70.70 / EA
W-29-BL x 96"	\$80.80 / EA
W-29-BL x 144"	\$121.20 / EA
W-29-BL x 17'-2"	\$103.05 / EA
W-29-BL x 18'	\$181.80 / EA
W-29-BL x 20'-4"	\$121.25 / EA

## W-29CA-BL

**Standard Extruded Body Finish:** C.A.

**Santoprene Colour:** Black

W-29CA-BL x 38"	\$45.60 / EA
W-29CA-BL x 48"	\$45.60 / EA
W-29CA-BL x 72"	\$68.40 / EA
W-29CA-BL x 2150mm (84.625")	\$79.80 / EA
W-29CA-BL x 96"	\$91.20 / EA
W-29CA-BL x 144"	\$136.80 / EA
W-29CA-BL x 17'-2"	\$116.30 / EA
W-29CA-BL x 18'	\$205.20 / EA
W-29CA-BL x 20'-4"	\$136.85 / EA

## W-29BA

**Standard Extruded Body Finish:** B.A.

**Santoprene Colour:** Brown

W-29BA x 38"	\$64.80 / EA
W-29BA x 48"	\$64.80 / EA
W-29BA x 72"	\$97.20 / EA
W-29BA x 2150mm (84.625")	\$113.40 / EA
W-29BA x 96"	\$129.60 / EA
W-29BA x 144"	\$194.40 / EA
W-29BA x 17'-2"	\$291.60 / EA
W-29BA x 18'	\$291.60 / EA
W-29BA x 20'-4"	\$340.20 / EA

## W-29BLA

**Standard Extruded Body Finish:** BL.A.

**Santoprene Colour:** Black

W-29BLA x 38"	\$64.80 / EA
W-29BLA x 48"	\$64.80 / EA
W-29BLA x 72"	\$97.20 / EA
W-29BLA x 2150mm (84.625")	\$113.40 / EA
W-29BLA x 96"	\$129.60 / EA
W-29BLA x 144"	\$194.40 / EA
W-29BLA x 17'-2"	\$291.60 / EA
W-29BLA x 18'	\$291.60 / EA
W-29BLA x 20'-4"	\$340.20 / EA

## W-29-BR

**Standard Extruded Body Finish:** Mill

**Santoprene Colour:** Brown

W-29-BR x 38"	\$40.40 / EA
W-29-BR x 48"	\$40.40 / EA
W-29-BR x 72"	\$60.60 / EA
W-29-BR x 2150mm (84.625")	\$70.70 / EA
W-29-BR x 96"	\$80.80 / EA
W-29-BR x 144"	\$121.20 / EA
W-29-BR x 17'-2"	\$181.80 / EA
W-29-BR x 18'	\$181.80 / EA
W-29-BR x 20'-4"	\$212.10 / EA

## W-29CA-BR

**Standard Extruded Body Finish:** C.A.

**Santoprene Colour:** Brown

W-29CA-BR x 38"	\$45.60 / EA
W-29CA-BR x 48"	\$45.60 / EA
W-29CA-BR x 72"	\$68.40 / EA
W-29CA-BR x 2150mm (84.625")	\$79.80 / EA
W-29CA-BR x 96"	\$91.20 / EA
W-29CA-BR x 144"	\$136.80 / EA
W-29CA-BR x 17'-2"	\$205.20 / EA
W-29CA-BR x 18'	\$205.20 / EA
W-29CA-BR x 20'-4"	\$239.40 / EA

## W-29CA-WH

**Standard Extruded Body Finish:** C.A.

**Santoprene Colour:** White

W-29CA-WH x 38"	\$45.60 / EA
W-29CA-WH x 48"	\$45.60 / EA
W-29CA-WH x 72"	\$68.40 / EA
W-29CA-WH x 2150mm (84.625")	\$79.80 / EA
W-29CA-WH x 96"	\$91.20 / EA
W-29CA-WH x 144"	\$136.80 / EA
W-29CA-WH x 17'-2"	\$205.20 / EA
W-29CA-WH x 18'	\$205.20 / EA
W-29CA-WH x 20'-4"	\$239.40 / EA

## W-29WH

**Standard Extruded Body Finish:** White

**Santoprene Colour:** White

W-29WH x 38"	\$68.80 / EA
W-29WH x 48"	\$68.80 / EA
W-29WH x 72"	\$103.20 / EA
W-29WH x 2150mm (84.625")	\$120.40 / EA
W-29WH x 96"	\$137.60 / EA
W-29WH x 144"	\$206.40 / EA
W-29WH x 17'-2"	\$309.60 / EA
W-29WH x 18'	\$309.60 / EA
W-29WH x 20'-4"	\$361.20 / EA

## W-29-MW

**Standard Extruded Body Finish:** Mill

**Santoprene Colour:** White

W-29-MW x 38"	\$40.40 / EA
W-29-MW x 48"	\$40.40 / EA
W-29-MW x 72"	\$60.60 / EA
W-29-MW x 2150mm (84.625")	\$70.70 / EA
W-29-MW x 96"	\$80.80 / EA
W-29-MW x 144"	\$121.20 / EA
W-29-MW x 17'-2"	\$181.80 / EA
W-29-MW x 18'	\$181.80 / EA
W-29-MW x 20'-4"	\$212.10 / EA

## W-31

**Santoprene Colour:** Black

W-31 BLACK	\$7.95 / FT
W-31 BLACK x 820' Ultra Roll	\$678.00 / EA
<b>Santoprene Colour:</b> Brown	
W-31 BROWN	\$7.95 / FT
W-31 BROWN x 820' Ultra Roll	\$678.00 / EA
<b>Santoprene Colour:</b> White	
W-31 WHITE	\$7.95 / FT
W-31 WHITE x 820' Ultra Roll	\$678.00 / EA

## W-32N\*

**Standard Extruded Body Finish:** C.A.

W-32N	\$14.35 / FT
-------	--------------

## W-32P

**Standard Extruded Body Finish:** C.A.

W-32P	\$13.55 / FT
-------	--------------

For odd size weatherstrip, use next set size up and add a cutting charge of \$95 / EA



# Weatherstrip

Prices effective Feb 1, 2024

## W-32S\*

Standard Extruded Body Finish: C.A.

W-32S \$14.75 / FT 

## W-42\*

Standard Extruded Body Finish: C.A.

Seal: Neoprene

W-42 x 38"	\$207.50 / EA
W-42 x 48"	\$237.15 / EA
W-42 x 2150mm (84.625")	\$415.00 / EA
W-42 x 96"	\$474.30 / EA
W-42 x 120"	\$592.90 / EA
W-42 x 17'-2"	\$856.70 / EA
W-42 x 18'	\$907.10 / EA
W-42 x 20'-4"	\$1,058.30 / EA
W-42 B.A. x 38"	\$332.00 / EA
W-42 B.A. x 48"	\$379.50 / EA
W-42 B.A. x 2150mm (84.625")	\$664.00 / EA
W-42 B.A. x 96"	\$758.90 / EA
W-42 B.A. x 120"	\$948.70 / EA
W-42 B.A. x 17'-2"	\$1,370.80 / EA
W-42 B.A. x 18'	\$1,451.40 / EA
W-42 B.A. x 20'-4"	\$1,693.30 / EA
W-42 B.L.A. x 38"	\$332.00 / EA
W-42 B.L.A. x 48"	\$379.50 / EA
W-42 B.L.A. x 2150mm (84.625")	\$664.00 / EA
W-42 B.L.A. x 96"	\$758.90 / EA
W-42 B.L.A. x 120"	\$948.70 / EA
W-42 B.L.A. x 17'-2"	\$1,370.80 / EA
W-42 B.L.A. x 18'	\$1,451.40 / EA
W-42 B.L.A. x 20'-4"	\$1,693.30 / EA

## W-44N\*

Standard Extruded Body Finish: C.A.

Seal: Neoprene

W-44N x 38"	\$109.00 / EA
W-44N x 48"	\$124.60 / EA
W-44N x 2150mm (84.625")	\$218.00 / EA
W-44N x 96"	\$249.15 / EA
W-44N x 120"	\$311.45 / EA
W-44N x 17'-2"	\$450.05 / EA
W-44N x 18'	\$476.55 / EA
W-44N x 20'-4"	\$555.95 / EA

## W-46N\*

Standard Extruded Body Finish: C.A.

W-46N	\$26.55 / FT
W-46N x 17'-2"	\$383.65 / EA
W-46N x 20'-4"	\$451.40 / EA
W-46N B.L.A.	\$42.50 / FT
W-46N B.A.	\$42.50 / FT

## W-46S\*

Standard Extruded Body Finish: C.A.

W-46S	\$27.85 / FT
W-46S x 17'-2"	\$402.45 / EA
W-46S x 20'-4"	\$473.50 / EA
W-46S B.L.A.	\$44.60 / FT
W-46S B.A.	\$44.60 / FT

## W-47S\*

Standard Extruded Body Finish: C.A.

W-47S \$15.30 / FT 

## W-48\*

Standard Extruded Body Finish: C.A.

W-48 x 38"	\$273.00 / EA
W-48 x 48"	\$312.00 / EA
W-48 x 2150mm (84.625")	\$546.00 / EA
W-48 x 96"	\$624.00 / EA
W-48 x 120"	\$780.00 / EA
W-48 x 17'-2"	\$1,127.10 / EA
W-48 x 18'	\$1,193.40 / EA
W-48 x 20'-4"	\$1,392.30 / EA
W-48 B.A. x 38"	\$436.80 / EA
W-48 B.A. x 48"	\$499.20 / EA
W-48 B.A. x 2150mm (84.625")	\$873.60 / EA
W-48 B.A. x 96"	\$998.40 / EA
W-48 B.A. x 120"	\$1,248.00 / EA
W-48 B.A. x 17'-2"	\$1,803.40 / EA
W-48 B.A. x 18'	\$1,909.50 / EA
W-48 B.A. x 20'-4"	\$2,227.70 / EA
W-48 B.L.A. x 38"	\$436.80 / EA
W-48 B.L.A. x 48"	\$499.20 / EA
W-48 B.L.A. x 2150mm (84.625")	\$873.60 / EA
W-48 B.L.A. x 96"	\$998.40 / EA
W-48 B.L.A. x 120"	\$1,248.00 / EA
W-48 B.L.A. x 17'-2"	\$1,803.40 / EA
W-48 B.L.A. x 18'	\$1,909.50 / EA
W-48 B.L.A. x 20'-4"	\$2,227.70 / EA

## W-48S\*

Standard Extruded Body Finish: C.A.

W-48S x 38"	\$295.30 / EA
W-48S x 48"	\$337.50 / EA
W-48S x 2150mm (84.625")	\$590.60 / EA
W-48S x 96"	\$675.00 / EA
W-48S x 120"	\$843.75 / EA
W-48S x 17'-2"	\$1,219.20 / EA
W-48S x 18'	\$1,290.95 / EA
W-48S x 20'-4"	\$1,506.10 / EA
W-48S B.A. x 38"	\$472.50 / EA
W-48S B.A. x 48"	\$540.00 / EA
W-48S B.A. x 2150mm (84.625")	\$945.00 / EA
W-48S B.A. x 96"	\$1,080.00 / EA
W-48S B.A. x 120"	\$1,350.00 / EA
W-48S B.A. x 17'-2"	\$1,950.80 / EA
W-48S B.A. x 18'	\$2,065.60 / EA
W-48S B.A. x 20'-4"	\$2,409.80 / EA
W-48S B.L.A. x 38"	\$472.50 / EA
W-48S B.L.A. x 48"	\$540.00 / EA
W-48S B.L.A. x 2150mm (84.625")	\$945.00 / EA
W-48S B.L.A. x 96"	\$1,080.00 / EA
W-48S B.L.A. x 120"	\$1,350.00 / EA
W-48S B.L.A. x 17'-2"	\$1,950.80 / EA
W-48S B.L.A. x 18'	\$2,065.60 / EA
W-48S B.L.A. x 20'-4"	\$2,409.80 / EA

## W-49\*

Standard Extruded Body Finish: Mill

W-49	\$8.00 / FT
W-49 x 17'-2"	\$88.40 / EA
W-49 x 20'-4"	\$104.00 / EA

## W-50S\*

Standard Extruded Body Finish: C.A.

W-50S	\$13.65 / FT
W-50S x 17'-2"	\$197.25 / EA
W-50S x 20'-4"	\$232.10 / EA
W-50S B.L.A.	\$21.85 / FT
W-50S B.A.	\$21.85 / FT

## W-52S\*

Set includes: two W-50S x jamb height and one W-2050S x header width

Standard Extruded Body Finish: C.A.

W-52S	\$15.50 / FT
W-52S x 17'-2"	\$224.00 / EA
W-52S x 20'-4"	\$263.55 / EA
W-52S B.L.A.	\$24.80 / FT
W-52S B.A.	\$24.80 / FT

## W-61N-CA\*

Standard Extruded Body Finish: C.A.

W-61N-CA	\$9.90 / FT
W-61N-CA x 17'-2"	\$134.65 / EA
W-61N-CA x 20'-4"	\$158.45 / EA

## W-87P

Application: Kerf Mounted

W-87P	\$8.20 / FT
W-87P x 1500' Ultra Roll	\$1,580.00 / EA

## W-88F

Standard Extruded Body Finish: Mill

W-88F	\$8.55 / FT
W-88F x 2150mm (84.625")	\$59.85 / EA

## W-88N

Standard Extruded Body Finish: Mill

W-88N	\$8.50 / FT
W-88N x 2150mm (84.625")	\$59.50 / EA

## W-88P

Standard Extruded Body Finish: Mill

W-88P	\$7.75 / FT
W-88P x 2150mm (84.625")	\$54.25 / EA

For odd sizes to be cut down from a set size, use next listed set size and add \$95 / EA cutting charge.



## Door Closer Mounting Brackets

### W-DCMB32\*

For use with W-32N, W-32P or W-32S weatherstrip only

W-DCMB32 x 6" C.A.	\$185.35 / EA
W-DCMB32 x 6" B.A.	\$296.60 / EA
W-DCMB32 x 6" B.L.A.	\$296.60 / EA



### W-DCMB46\*

For use with W-46N or W-46S weatherstrip only

W-DCMB46 x 6"	\$185.35 / EA
W-DCMB46 x 6" B.A.	\$296.60 / EA
W-DCMB46 x 6" B.L.A.	\$296.60 / EA



### W-DCMB42\*

For use with W-42 weatherstrip only

W-DCMB42 x 6"	\$185.35 / EA
W-DCMB42 x 6" B.A.	\$296.60 / EA
W-DCMB42 x 6" B.L.A.	\$296.60 / EA



### W-DCMB48\*

For use with W-48 weatherstrip only

W-DCMB48 x 6"	\$185.35 / EA
W-DCMB48 x 6" B.A.	\$296.60 / EA
W-DCMB48 x 6" B.L.A.	\$296.60 / EA



## Self-Adhesive Weatherstrip

### W-22\*

Shelf life = 6 months

Available stock colours: Black

Code: BL

W-22 x 17'-2" Roll	\$55.55 / EA
W-22 x 20'-4" Roll	\$64.00 / EA
W-22 x 25' Roll	\$76.65 / EA
W-22 x 300' Bulk Roll	\$572.00 / EA

Limited-stock colours:

**Brown**

W-22 x 300' Bulk Roll\*\* Contact KNC

**White**

W-22 x 300' Bulk Roll\*\* Contact KNC

**Clear**

W-22 x 300' Bulk Roll\*\* Contact KNC

Contact Customer Service for availability and pricing for other sizes and colours.  
Non-stock colours or sizes may be subject to minimum order quantity.  
Must be ordered as full rolls, no off cuts or odd lengths allowed.



### W-22AL\*

Anti-Ligature

Shelf life = 6 months

Available stock colours: Black

Code: BL

W-22AL x 300' Bulk Roll	\$855.00 / EA
-------------------------	---------------



### W-63\*

Shelf life = 6 months

Available stock colours: Black

Code: BL

W-63 x 100' Mini Bulk Roll	\$351.00 / EA
----------------------------	---------------

W-63 x 200' Bulk Roll	\$609.00 / EA
-----------------------	---------------



### W-66\*

Shelf life = 6 months

Available stock colours: Black

Code: BL

W-66 x 17'-2" Roll	\$41.70 / EA
W-66 x 20'-4" Roll	\$47.60 / EA
W-66 x 25' Roll	\$91.80 / EA
W-66 x 300' Bulk Roll	\$457.00 / EA



Thresholds, Weatherstrip, Astragals,  
Automatic Door Bottoms, and Stair Nosings

## No. 6216 Adhesive Backed Neoprene Weatherstrip

Shelf life = 6 months

Ideal use in residential, commercial, and industrial applications for weatherstrip, sealing, cushioning, automotive, etc.

Closed cell sponge neoprene, oil resistant and low water absorption.

Temperature range is -70°F to +250°F

No. 6216 Size:			No. 6216 Size:			No. 6216 Size:		
Thickness x Width	Roll Length:		Thickness x Width	Roll Length:		Thickness x Width	Roll Length:	
1/8" x 3/8" Black	50'	\$37.85 / EA	1/8" x 1/2" Black	50'	\$43.45 / EA	1/4" x 3/4" Black	25'	\$58.45 / EA
1/8" x 3/8" Grey	50'	\$48.55 / EA	1/4" x 3/8" Black	25'	\$34.65 / EA	3/8" x 3/4" Black	25'	\$97.65 / EA
1/8" x 3/8" White	50'	\$40.15 / EA	1/4" x 1/2" Black	25'	\$38.90 / EA	1/2" x 3/4" Black	25'	\$73.15 / EA

Contact Customer Service for availability and pricing for other sizes and colours.  
Non-stock colours or sizes may be subject to minimum order quantity.  
Must be ordered as full rolls, no off cuts or odd lengths allowed.

# Astragals

Prices effective Feb 1, 2024

## W-25\*

Two piece per set

**Standard Body Finish:** C.A.

**Seal:** Nylon Brush



W-25 x 2150mm (84.625")	\$119.95 / EA
W-25 x 8' (96")	\$137.10 / EA
W-25 x 10' (120")	\$171.40 / EA
W-25 B.A. x 2150mm (84.625")	\$191.95 / EA
W-25 B.A. x 8' (96")	\$219.40 / EA
W-25 B.A. x 10' (120")	\$274.25 / EA
W-25 BL.A. x 2150mm (84.625")	\$191.95 / EA
W-25 BL.A. x 8' (96")	\$219.40 / EA
W-25 BL.A. x 10' (120")	\$274.25 / EA

## W-5S\*

Two piece per set

**Standard Body Finish:** C.A.

**Seal:** Silicone



W-5S	\$23.10 / FT
W-5S x 2150mm (84.625")	\$161.70 / EA
W-5S x 8' (96")	\$184.80 / EA
W-5S x 9' (108")	\$207.90 / EA
W-5S x 10' (120")	\$231.00 / EA
W-5S BL.A.	\$37.00 / FT
W-5S B.A.	\$37.00 / FT

## W-8\*

**Standard Body Finish:** Mill

**Seal:** N/A



W-8 x 2150mm (84.625")	\$99.40 / EA
W-8 x 8' (96")	\$113.60 / EA
W-8 x 10' (120")	\$142.00 / EA

## W-8P

**Standard Body Finish:** Mill

**Seal:** Pile



W-8P x 2150mm (84.625")	\$119.70 / EA
W-8P x 8' (96")	\$136.80 / EA
W-8P x 10' (120")	\$171.00 / EA

## W-8SL\*

**Standard Body Finish:** Mill

**Seal:** Silicone



W-8SL x 2150mm (84.625")	\$128.45 / EA
W-8SL x 8' (96")	\$146.80 / EA
W-8SL x 10' (120")	\$183.50 / EA

## W-9\*

**Standard Body Finish:** C.A.

**Seal:** N/A



W-9 x 2150mm (84.625")	\$132.65 / EA
W-9 x 8' (96")	\$151.60 / EA
W-9 x 10' (120")	\$189.50 / EA

## W-9N\*

**Standard Body Finish:** C.A.

**Seal:** Neoprene



W-9N x 2150mm (84.625")	\$159.60 / EA
W-9N x 8' (96")	\$182.40 / EA
W-9N x 10' (120")	\$228.00 / EA

## W-9P

**Standard Body Finish:** C.A.

**Seal:** Pile



W-9P x 2150mm (84.625")	\$152.95 / EA
W-9P x 8' (96")	\$174.80 / EA
W-9P x 10' (120")	\$218.50 / EA

## W-9S\*

**Standard Body Finish:** C.A.

**Seal:** Silicone



W-9S x 2150mm (84.625")	\$160.65 / EA
W-9S x 8' (96")	\$183.60 / EA
W-9S x 10' (120")	\$229.50 / EA

# Steel Astragals

## W-7\*

**Standard Body Finish:**

Prime C.R. Steel c/w Security Sleeve and Bolt



W-7 x 2150mm (84.625")	\$372.00 / EA
W-7 x 8' (96")	\$397.00 / EA
W-7 x 10' (120")	\$497.00 / EA

## W-8SP-C\*

**Standard Body Finish:**

Primed C.R. Steel c/w Security Sleeve and Bolt



W-8SP-C x 2150mm (84.625")	\$298.55 / EA
W-8SP-C x 8' (96")	\$339.90 / EA
W-8SP-C x 12' (144")	\$533.30 / EA

## W-8-SS-C\*

**Standard Body Finish:**

Stainless Steel c/w Security Sleeve and Bolt



W-8-SS-C x 2150mm (84.625")	\$475.55 / EA
W-8-SS-C x 8' (96")	\$543.90 / EA
W-8-SS-C x 12' (144")	\$727.30 / EA

## W-8SP\*

**Standard Body Finish:**

Primed C.R. Steel



W-8SP x 2150mm (84.625")	\$103.00 / EA
W-8SP x 8' (96")	\$124.00 / EA
W-8SP x 12' (144")	\$183.00 / EA

## W-8-SS\*

**Standard Body Finish:**

Stainless Steel



W-8-SS x 2150mm (84.625")	\$280.00 / EA
W-8-SS x 8' (96")	\$328.00 / EA
W-8-SS x 12' (144")	\$377.00 / EA

## W-10SP\*

**Standard Body Finish:**

Primed C.R. Steel c/w Security Sleeve and Bolt



W-10SP x 2150mm (84.625")	\$389.00 / EA
W-10SP x 8' (96")	\$426.00 / EA
W-10SP x 10' (120")	\$502.00 / EA

For odd size steel astragals, use next size up and add a cutting charge of \$95 / EA

# Spring Loaded and Adjustable Astragals

Prices effective Feb 1, 2024

## W-40\*

Two piece per set

**Standard Body Finish:** C.A.

**Seal:** N/A

W-40 x 2150mm (84.625")	\$295.90 / EA
W-40 x 8' (96")	\$338.20 / EA
W-40 x 10' (120")	\$422.75 / EA



## W-40N\*

Two piece per set

**Standard Body Finish:** C.A.

**Seal:** Neoprene one side only

W-40N x 2150mm (84.625")	\$316.25 / EA
W-40N x 8' (96")	\$361.45 / EA
W-40N x 10' (120")	\$451.80 / EA



## W-40P

Two piece per set

**Standard Body Finish:** C.A.

**Seal:** Pile one side only

W-40P x 2150mm (84.625")	\$311.50 / EA
W-40P x 8' (96")	\$356.00 / EA
W-40P x 10' (120")	\$445.00 / EA



## Accessories for Weatherstrip

### Replacement Inserts

7/16 in Nylon Brush x 36"	\$32.60 / EA	W-14 Neoprene	\$5.80 / FT
7/16 in Nylon Brush x 38"	\$32.60 / EA	W-15 Neoprene	\$8.50 / FT
7/16 in Nylon Brush x 48"	\$33.25 / EA	W-16N Neoprene	\$6.55 / FT
7/16 in Nylon Brush x 60"	\$37.20 / EA	W-16P Pile	\$4.50 / FT
7/16 in Nylon Brush x 2150mm	\$41.20 / EA	W-16S Silicone	\$6.45 / FT
7/16 in Nylon Brush x 96"	\$43.05 / EA	W-17N Neoprene	\$5.45 / FT
7/16 in Nylon Brush x 120"	\$50.95 / EA	W-17S Silicone	\$5.60 / FT
1 in Nylon Brush x 36"	\$35.55 / EA	W-18 Neoprene	\$6.10 / FT
1 in Nylon Brush x 38"	\$36.35 / EA	W-19 Neoprene	\$22.45 / FT
1 in Nylon Brush x 48"	\$42.50 / EA	W-20N Neoprene	\$5.45 / FT
1 in Nylon Brush x 72"	\$53.35 / EA	W-20P Pile	\$4.25 / FT
1 in Nylon Brush x 96"	\$63.30 / EA	W-20S Silicone	\$5.60 / FT
1 in Nylon Brush x 144"	\$83.20 / EA	W-2050S Silicone	\$7.80 / FT
2 in Nylon Brush x 36"	\$44.40 / EA	W-27 Magnet	\$10.40 / FT
2 in Nylon Brush x 38"	\$51.35 / EA	W-32N Neoprene	\$5.45 / FT
2 in Nylon Brush x 48"	\$51.35 / EA	W-32P Pile	\$4.25 / FT
2 in Nylon Brush x 72"	\$65.35 / EA	W-32S Silicone	\$5.60 / FT
2 in Nylon Brush x 96"	\$79.35 / EA	W-38S Silicone	\$12.65 / FT
2 in Nylon Brush x 144"	\$107.25 / EA	W-40N Neoprene	\$5.35 / FT
3 in Nylon Brush x 36"	\$79.95 / EA	W-40P Pile	\$4.50 / FT
3 in Nylon Brush x 38"	\$98.70 / EA	W-42 Neoprene	\$5.80 / FT
3 in Nylon Brush x 48"	\$98.70 / EA	W-44 Neoprene	\$5.35 / FT
3 in Nylon Brush x 72"	\$136.45 / EA	W-46N Neoprene	\$8.15 / FT
3 in Nylon Brush x 96"	\$174.15 / EA	W-46S Silicone	\$9.10 / FT
3 in Nylon Brush x 144"	\$249.40 / EA	W-47S Silicone	\$13.00 / FT
W-1/W-2 Vinyl	\$4.60 / FT	W-48 Neoprene	\$8.55 / FT
W-5 Silicone	\$8.40 / FT	W-48S Silicone	\$13.00 / FT
W-8P/W-9P Pile	\$4.25 / FT	W-49 Neoprene	\$5.80 / FT
W-8SL/W-9S Silicone	\$5.60 / FT	W-50S Silicone	\$9.25 / FT
W-9N Neoprene	\$5.45 / FT	W-61N Neoprene	\$6.55 / FT
W-11 Grey P.V.C.	\$7.25 / FT	W-88F Fin	\$3.60 / FT
W-13 Neoprene	\$6.80 / FT	W-88N Neoprene	\$5.45 / FT
W-13S Neoprene	\$9.55 / FT	W-88P Pile	\$4.25 / FT
W-13S-2 Neoprene	\$11.45 / FT		

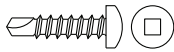
Thresholds, Weatherstrip, Astragals, Automatic Door Bottoms, and Stair Nosing

# Fasteners

Prices effective Feb 1, 2024

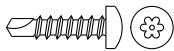
## Order by Screw Type [ ] number as listed below.

Refer to Weatherstrip, Thresholds, Automatic Door Bottoms, Astragals, and Stair Nosings catalogue for compatible screws for respective products.



### #8 x 3/4" Stainless Steel Pan Head, Robertson Drive, Tek Screw

Screw Type A1 (32/bag)	\$18.15 / EA
Screw Type A2 (27/bag)	\$17.20 / EA
Screw Type A3 (6/bag)	\$7.25 / EA
Screw Type A4 (5/bag)	\$7.05 / EA
Screw Type A5 (1 each)	\$2.05 / EA



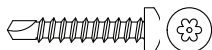
### #8 x 3/4" Stainless Steel Pan Head, Tamper-Resistant Torx Drive, Tek Screw

Screw Type B1 (32/bag)	\$65.75 / EA
Screw Type B2 (27/bag)	\$57.40 / EA
Screw Type B3 (6/bag)	\$16.15 / EA
Screw Type B4 (5/bag)	\$14.50 / EA
Screw Type B5 (1 each)	\$3.55 / EA



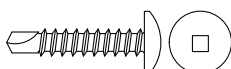
### #8 x 1" Stainless Steel Pan Head, Robertson Drive, Tek Screw

Screw Type C1 (32/bag)	\$20.30 / EA
Screw Type C2 (1 each)	\$2.10 / EA



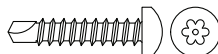
### #8 x 1" Stainless Steel Pan Head, Tamper-Resistant Torx Drive, Tek Screw

Screw Type D1 (32/bag)	\$65.95 / EA
Screw Type D2 (1 each)	\$3.55 / EA



### #10 x 1" Stainless Steel Truss Head, Robertson Drive, Tek Screw

Screw Type E1 (25/bag)	\$19.35 / EA
Screw Type E2 (4/bag)	\$7.25 / EA
Screw Type E3 (1 each)	\$2.15 / EA



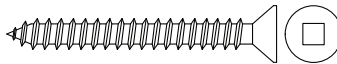
### #10 x 1" Stainless Steel Pan Head, Tamper-Resistant Torx Drive, Tek Screw

Screw Type F1 (25/bag)	\$71.00 / EA
Screw Type F2 (4/bag)	\$15.55 / EA
Screw Type F3 (1 each)	\$4.20 / EA



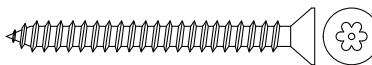
### Threshold Screw only 3/16" x 1-3/4" HiLo Tapping Thread, Grey Phillips Drive, Concrete Screw

Screw Type G1 (8/bag)	\$7.65 / EA
Screw Type G2 (5/bag)	\$7.10 / EA
Screw Type G3 (4/bag)	\$6.90 / EA
Screw Type G4 (1 each)	\$2.05 / EA



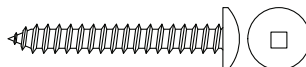
### Threshold Screw only #10 x 1-3/4" Stainless Steel Flat Head, Robertson Drive, Type A Screw w/Nylon Anchor

Screw Type H1 (8/bag)	\$13.10 / EA
Screw Type H2 (5/bag)	\$11.60 / EA
Screw Type H3 (4/bag)	\$11.15 / EA
Screw Type H4 (1 each)	\$4.15 / EA



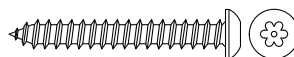
### Threshold Screw only #10 x 2" Stainless Steel Flat Head, Tamper-Resistant Torx Drive, Type A Screw w/Nylon Anchor

Screw Type I1 (8/bag)	\$52.50 / EA
Screw Type I2 (5/bag)	\$36.25 / EA
Screw Type I3 (4/bag)	\$30.85 / EA
Screw Type I4 (1 each)	\$9.10 / EA



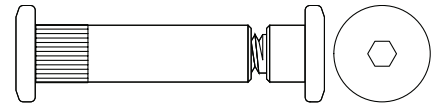
### #10 x 1-1/2" Stainless Steel Truss Head, Robertson Drive, Type A Screw

Screw Type J1 (10/bag)	\$11.05 / EA
Screw Type J2 (5/bag)	\$8.60 / EA
Screw Type J3 (4/bag)	\$8.10 / EA
Screw Type J4 (3/bag)	\$7.60 / EA
Screw Type J5 (1 each)	\$2.35 / EA




### #10 x 1-1/2" Stainless Steel Button Head, Tamper-Resistant Torx Drive, Type A Screw

Screw Type K1 (10/bag)	\$22.90 / EA
Screw Type K2 (5/bag)	\$14.50 / EA
Screw Type K3 (4/bag)	\$12.85 / EA
Screw Type K4 (3/bag)	\$11.15 / EA
Screw Type K5 (1 each)	\$3.55 / EA



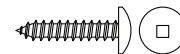
### For Astragals and W-19 Door Sweep only WC-SCB Custom Stainless Steel Security Connector Bolt

Screw Type L1 (10/bag)	\$215.90 / EA
Screw Type L2 (9/bag)	\$195.55 / EA
Screw Type L3 (8/bag)	\$175.15 / EA
Screw Type L4 (1 each)	\$24.05 / EA



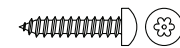
### For Astragals and W-19 Door Sweep only 1/4-20 x 3/4" Stainless Steel Button Head, Tamper-Resistant Torx Drive, Machine Screw with Security Sleeve and Washer

Screw Type M1 (10/bag)	\$123.10 / EA
Screw Type M2 (9/bag)	\$112.00 / EA
Screw Type M3 (8/bag)	\$100.90 / EA
Screw Type M4 (1 each)	\$14.75 / EA



### #6 x 3/4" Stainless Steel Truss Head, Robertson Drive, Type A Screw

Screw Type N1 (10/bag)	\$7.30 / EA
Screw Type N2 (1 each)	\$1.95 / EA



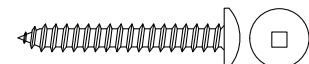
### #6 x 3/4" Stainless Steel Button Head, Tamper-Resistant Torx Drive, Type A Screw

Screw Type O1 (10/bag)	\$21.05 / EA
Screw Type O2 (1 each)	\$3.35 / EA



### #2 x 1/2" Stainless Steel Flat Head, Phillips Drive, Type A Screw

Screw Type P1 (10/bag)	\$7.75 / EA
------------------------	-------------

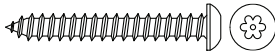


### #8 x 1-1/4" Stainless Steel Truss Head, Robertson Drive, Type A Screw

Screw Type Q1 (32/bag)	\$30.50 / EA
Screw Type Q2 (27/bag)	\$27.65 / EA
Screw Type Q3 (6/bag)	\$9.55 / EA
Screw Type Q4 (5/bag)	\$9.00 / EA
Screw Type Q5 (1 each)	\$2.45 / EA

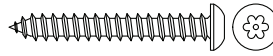
# Fasteners

Prices effective Feb 1, 2024



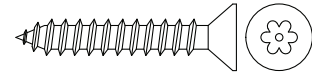
**#8 x 1-1/4" Stainless Steel Button Head, Type AB, Tamper-Resistant Torx Drive, Machine Screw**

Screw Type R1 (32/bag)	\$99.95 / EA
Screw Type R2 (27/bag)	\$86.25 / EA
Screw Type R3 (6/bag)	\$22.60 / EA
Screw Type R4 (5/bag)	\$19.85 / EA
Screw Type R5 (1 each)	\$4.60 / EA



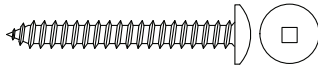
**#8 x 1-1/2" Stainless Steel Button Head, Tamper-Resistant Torx Drive, Tek Screw**

Screw Type T1 (32/bag)	\$99.95 / EA
Screw Type T2 (27/bag)	\$86.25 / EA
Screw Type T3 (6/bag)	\$22.60 / EA
Screw Type T4 (5/bag)	\$19.85 / EA
Screw Type T5 (1 each)	\$4.60 / EA



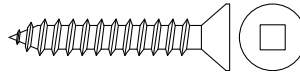
**#12 x 1-1/4" Stainless Steel Flat Head, Tamper-Resistant Torx Drive**

Screw Type V1 (3/bag)	\$20.40 / EA
Screw Type V2 (1 each)	\$6.60 / EA



**#8 x 1-1/2" Stainless Steel Truss Head, Robertson Drive, Type A Screw**

Screw Type S1 (32/bag)	\$29.25 / EA
Screw Type S2 (27/bag)	\$26.60 / EA
Screw Type S3 (6/bag)	\$9.30 / EA
Screw Type S4 (5/bag)	\$8.80 / EA
Screw Type S5 (1 each)	\$2.40 / EA



**#12 x 1-1/4" Stainless Steel Flat Head, Robertson Drive, Machine Screw**

Screw Type U1 (3/bag)	\$7.45 / EA
Screw Type U2 (1 each)	\$2.30 / EA

**Notes:**

---

---

---

---

---

---

---

---

---

---

---

---

---

---

---

---

---

---

---

---

---

---

---

---

---

---

---

---

---

---

Thresholds, Weatherstrips, Astragals, Automatic Door Bottoms, and Stair Nosings

## For steel doors 1 3/4 in [44.5 mm] thick with 1/4 in [6.4 mm] thick glass

Steelites on this page are based on actual glass size

### Horizontal Sections

	Glass Size Inches	Cut-Out Size Inches	Main Frame Overall Length Inches	Glazing Stop Overall Length Inches	
<b>SHGS-6</b>	6	6 3/8	6 1/4	6 1/4	\$16.45 / EA
<b>SHGS-8</b>	8	8 3/8	8 1/4	8 1/4	\$17.75 / EA
<b>SHGS-10</b>	10	10 3/8	10 1/4	10 1/4	\$19.00 / EA
<b>SHGS-18</b>	18	18 3/8	18 1/4	18 1/4	\$29.65 / EA
<b>SHGS-20</b>	20	20 3/8	20 1/4	20 1/4	\$30.90 / EA
<b>SHGS-22</b>	22	22 3/8	22 1/4	22 1/4	\$32.15 / EA
<b>SHGS-24</b>	24	24 3/8	24 1/4	24 1/4	\$33.45 / EA
<b>SHGS-26</b>	26	26 3/8	26 1/4	26 1/4	\$40.25 / EA
<b>SHGS-30</b>	30	30 3/8	30 1/4	30 1/4	\$48.40 / EA
<b>SHGS-36</b>	36	36 3/8	36 1/4	36 1/4	\$52.20 / EA

### Vertical Sections

	Glass Size Inches	Cut-Out Size Inches	Main Frame Overall Length Inches	Glazing Stop Overall Length Inches	
<b>SVGS-10</b>	10	10 3/8	11 3/8	10 1/4	\$19.00 / EA
<b>SVGS-16</b>	16	16 3/8	17 3/8	16 1/4	\$28.35 / EA
<b>SVGS-18</b>	18	18 3/8	19 3/8	18 1/4	\$29.65 / EA
<b>SVGS-20</b>	20	20 3/8	21 3/8	20 1/4	\$30.90 / EA
<b>SVGS-22</b>	22	22 3/8	23 3/8	22 1/4	\$32.15 / EA
<b>SVGS-24</b>	24	24 3/8	25 3/8	24 1/4	\$33.45 / EA
<b>SVGS-30</b>	30	30 3/8	31 3/8	30 1/4	\$48.40 / EA
<b>SVGS-32</b>	32	32 3/8	33 3/8	32 1/4	\$49.65 / EA
<b>SVGS-34</b>	34	34 3/8	35 3/8	34 1/4	\$50.90 / EA
<b>SVGS-36</b>	36	36 3/8	37 3/8	36 1/4	\$52.20 / EA
<b>SVGS-38</b>	38	38 3/8	39 3/8	38 1/4	\$53.45 / EA
<b>SVGS-42</b>	42	42 3/8	43 3/8	42 1/4	\$61.50 / EA
<b>SVGS-48</b>	48	48 3/8	49 3/8	48 1/4	\$65.35 / EA
<b>SVGS-54</b>	54	54 3/8	55 3/8	54 1/4	\$91.35 / EA
<b>SVGS-65</b>	65	65 3/8	66 3/8	65 1/4	\$98.35 / EA
<b>SVGS-69</b>	69	69 3/8	70 3/8	69 1/4	\$100.90 / EA

### Notes

- Each section contains one piece of main frame and one piece of glazing stop.
- Two horizontal (SHGS) and two vertical (SVGS) sections required for one complete Steelite kit.
- Non-standard sizes available upon request. Contact Customer Service for pricing and more information.
- Multiple Steelites may be installed. The minimum rail between each Steelite must not be less than 6 in [152.4 mm].
- Steelites are not fire rated for openings exceeding 54 in [1371.6 mm] high cut-out.
- NOT for wood doors

## For steel doors 1 3/4 in [44.5 mm] thick with 1/4 in [6.4 mm] thick glass

Steelites on this page are based on clear (visible) glass size

### Horizontal Sections

	Clear Glass Size Inches	Door Width Inches	Glass Size Inches	Door Cut-Out Inches	
SH-3	3 Vision Lite	All	4 1/4	4 5/8	\$15.40 / EA
SH-514	5 1/4 Vision Lite	All	6 1/2	6 7/8	\$16.80 / EA
SH-10	10 Vision Lite	All	11 1/4	11 5/8	\$19.80 / EA
SH-1714	17 1/4 Half Glass	30	18 1/2	18 7/8	\$30.00 / EA
SH-1914	19 1/4 Half Glass	32	20 1/2	20 7/8	\$31.25 / EA
SH-2114	21 1/4 Half Glass	34	22 1/2	22 7/8	\$32.50 / EA
SH-2314	23 1/4 Half Glass	36	24 1/2	24 7/8	\$33.80 / EA
SH-2514	25 1/4 Half Glass	38	26 1/2	26 7/8	\$40.55 / EA
SH-2714	27 1/4 Half Glass	40 and 42	28 1/2	28 7/8	\$41.85 / EA
SH-2914	29 1/4 Half Glass	44	30 1/2	30 7/8	\$48.65 / EA
SH-3114	31 1/4 Half Glass	46	32 1/2	32 7/8	\$49.95 / EA
SH-3314	33 1/4 Half Glass	48	34 1/2	34 7/8	\$51.20 / EA

### Vertical Sections

	Clear Glass Size Inches	Door Height Inches	Glass Size Inches	Door Cut-Out Inches	
SV-10	10 Vision Lite	All	11 1/4	11 5/8	\$19.80 / EA
SV-19	19 Vision Lite	All	20 1/4	20 5/8	\$31.05 / EA
SV-2314	23 1/4 Vision Lite	All	24 1/2	24 7/8	\$33.80 / EA
SV-2714	27 1/4 Half Glass	28	28 1/2	28 7/8	\$41.85 / EA
SV-2914	29 1/4 Half Glass	30	30 1/2	30 7/8	\$43.10 / EA
SV-3114	31 1/4 Half Glass	78	32 1/2	32 7/8	\$49.95 / EA
SV-3314	33 1/4 Half Glass	80	34 1/2	34 7/8	\$51.20 / EA
SV-3514	35 1/4 Half Glass	82	36 1/2	36 7/8	\$52.45 / EA
SV-5314	53 1/4 Two Thirds	84	54 1/2	54 7/8	\$91.70 / EA

### Notes

- Each section contains one piece of main frame and one piece of glazing stop.
- Two horizontal (SH) and two vertical (SV) sections required for one complete Steelite kit.
- Non-standard sizes available upon request. Contact Customer Service for pricing and more information.
- Multiple Steelites may be installed. The minimum rail between each Steelite must not be less than 6 in [152.4 mm].
- Steelites are not fire rated for openings exceeding 54 in [1371.6 mm] high cut-out.
- NOT for wood doors



# Steel Door Louvers

Prices effective Feb 1, 2024

For 1 3/4 in [44.5 mm] thick doors only

Door Cut-Out Size			SDL-V90 Steel Door Louver	SDL-FP* Fire-Rated Louver	SDL-SG Security Louver
Width Inches	x	Height Inches	Standard Finish Mineral Bronze Powder Coat	Standard Finish Mineral Bronze Powder Coat	Standard Finish Mineral Bronze Powder Coat
12	x	8	\$394.00 / EA		
12	x	12	\$351.00 / EA	\$712.00 / EA	
12	x	18	\$483.00 / EA		
18	x	12	\$405.00 / EA	\$780.00 / EA	\$896.00 / EA
18	x	18	\$455.00 / EA	\$858.00 / EA	\$1,038.00 / EA
20	x	12	\$511.00 / EA	\$978.00 / EA	
24	x	12	\$455.00 / EA	\$879.00 / EA	\$1,038.00 / EA
24	x	18	\$487.00 / EA	\$972.00 / EA	
24	x	24	\$593.00 / EA	\$982.00 / EA	\$1,511.00 / EA
			<b>Available Custom Finish</b> Gray	<b>SDL-FP-GR*</b>	
18	x	12		\$857.00 / EA	
24	x	24		\$1,072.00 / EA	
			<b>Available Custom Finish</b> White	<b>SDL-FP-WH*</b>	
18	x	12		\$857.00 / EA	
24	x	24		\$1,072.00 / EA	
			<b>Available Custom Finish</b> Black	<b>SDL-FP-BP*</b>	
18	x	12		\$857.00 / EA	
24	x	24		\$1,072.00 / EA	

## Notes

- Louver sizes indicated above is door cut-out size.
- Minimum louver sizes are:

**SDL-V90: 6 in [152.4 mm] x 4 in [101.6 mm]**

**SDL-FP: 10 in [254 mm] x 8 in [203.2 mm]**

**SDL-SG: 6 in [152.4 mm] x 6 in [152.4 mm]**

- SDL-FP maximum size available with fire-rated approval is 24 in [609.6 mm] x 24 in [609.6 mm]
- Non-standard sizes available upon request. Contact Customer Service for pricing and more information.
- Non-standard door thicknesses available upon request. Contact Customer Service for pricing and more information.
- Non-standard finishes shown below are available upon request. Contact Customer Service for pricing and more information.
  - Mineral Bronze Powder Coat (Standard)
  - AMS Beige
  - SC Beige
  - Sand
  - Brass
  - Black
  - Flat Black
  - Gray
  - Silver
  - White

## Accessories for SDL Louvers

**For Nylon Insect Screen - black fiberglass screen with 18 x 16 mesh in aluminum frame**

\$39.90 LIST / SQ FT (rounded up to the next square foot), minimum price is \$100 LIST

**For Aluminum Bird Screen - silver aluminum screen with 18 x 16 mesh in aluminum frame**

\$59.85 LIST / SQ FT (rounded up to the next square foot), minimum price is \$150 LIST

# Aluminum Door Louvers

Prices effective Feb 1, 2024

For 1 3/8 in [34.9 mm] to 1 3/4 in [44.5 mm] thick doors only

Product Order Size			Door Cut-Out Opening		Free Area Square inches	CDL	CDL-CA	CDL-WH	CDL-BP
Width Inches	x Height Inches	Width Inches	Height Inches	Extruded Aluminum Mill Finish		Extruded Aluminum Clear Anodized	Extruded Aluminum with Semi-gloss White Powder-coat	Extruded Aluminum with Semi-gloss Black Powder-coat	
12	X	7	12	7 1/8	15.9	\$213.00 / EA	\$229.00 / EA		
12	X	12	12	12 5/8	37.2	\$222.00 / EA	\$247.00 / EA	\$350.00 / EA	\$350.00 / EA
14	X	10	14	9 7/8	31.9	\$218.00 / EA	\$241.00 / EA		
14	X	12	14	12 5/8	44.7	\$241.00 / EA	\$268.00 / EA		
16	X	12	16	12 5/8	52.1	\$247.00 / EA	\$278.00 / EA		
18	X	10	18	9 7/8	42.6	\$241.00 / EA	\$268.00 / EA		
18	X	12	18	12 5/8	59.6	\$255.00 / EA	\$288.00 / EA	\$425.00 / EA	\$425.00 / EA
18	X	18	18	18 1/8	93.6	\$306.00 / EA	\$350.00 / EA		
20	X	12	20	12 5/8	67.0	\$262.00 / EA	\$296.00 / EA		
20	X	14	20	14	76.6	\$281.00 / EA	\$319.00 / EA		
20	X	15	20	15 3/8	86.2	\$301.00 / EA	\$341.00 / EA		
20	X	18	20	18 1/8	105.3	\$327.00 / EA	\$373.00 / EA		
20	X	20	20	19 1/2	117.0	\$357.00 / EA	\$405.00 / EA		
22	X	12	22	12 5/8	74.4	\$279.00 / EA	\$318.00 / EA		
22	X	15	22	15 3/8	95.8	\$308.00 / EA	\$352.00 / EA		
22	X	18	22	18 1/8	117.0	\$358.00 / EA	\$410.00 / EA		
24	X	12	24	12 5/8	81.9	\$287.00 / EA	\$327.00 / EA	\$465.00 / EA	\$465.00 / EA
24	X	16	24	16 3/4	117.0	\$349.00 / EA	\$400.00 / EA		
24	X	18	24	18 1/8	128.8	\$380.00 / EA	\$434.00 / EA		
24	X	22	24	22 1/4	163.6	\$450.00 / EA	\$513.00 / EA		
24	X	24	24	24	170.0	\$493.00 / EA	\$561.00 / EA	\$718.00 / EA	\$718.00 / EA
24	X	36	24	36	252.0	\$762.00 / EA	\$858.00 / EA		
26	X	18	26	18 1/8	140.4	\$412.00 / EA	\$469.00 / EA		

## Non-standard sizes

Specify door cut-out size when ordering.

Minimum price per non-standard louver size is \$325.00 LIST / EA.

For odd inch sizes, round up to the nearest inch.

**Any custom sizes over 24 in [609.6 mm] in width or height is subject to custom pricing and cannot be priced from the non-standard sizes chart.**

### Notes

- Minimum louver size is 8 in [203.2 mm] x 8 in [203.2 mm].
- Louvers with no back frames are available upon request. Contact Customer Service for pricing and more information.
- Non-standard sizes available upon request. Contact Customer Service for pricing and more information.
- Non-standard finishes available upon request. Contact Customer Service for pricing and more information.
- Overall size is 1 in [25.4 mm] larger than cut-out size.

## Accessories for CDL Louvers

**For Nylon Insect Screen - black fiberglass screen with 18 x 16 mesh in aluminum frame**

\$39.90 LIST / SQ FT (rounded up to the next square foot), minimum price is \$100 LIST

**For Aluminum Bird Screen - silver aluminum screen with 18 x 16 mesh in aluminum frame**

\$59.85 LIST / SQ FT (rounded up to the next square foot), minimum price is \$150 LIST

### Torx Screws

#6 x 1-1/2" Flat Torx with Pin Screw (10/bag) = \$42.50 LIST / EA

Size	CDL Mill Finish	CDL-CA Clear Anodized
Width	\$12.60 / INCH	\$14.50 / INCH
Height	\$17.25 / INCH	\$19.85 / INCH

# Foot Grilles & Floor Mats

Prices effective Feb 1, 2024

Minimum invoiced size is 9 square feet. Prices below are for square or rectangular shapes only.  
Contact Customer Service for pricing and availability of irregular shapes and/or non-stock finishes.

## Foot Grilles

Foot Grilles are standard mill finish. Non-stock finishes available on select models: clear or black anodized.

Product Name	Application	Features	Frame Included	Price
FG-1	Recessed	Aluminum flat bar grille - thin line appearance	GA, GB, GC	\$306.00 / SQ. FT
FG-2	Recessed	Aluminum extrusion with 3/8 in [9.5 mm] walking surface	GA, GB, GC	\$207.00 / SQ. FT
FG-2HD	Recessed	Heavy-duty grilles for demanding traffic loads	HD	\$328.00 / SQ. FT
FG-3	Recessed	Aluminum "T" extrusion with lanel insert	GA, GB, GC	\$184.00 / SQ. FT
FG-4	Recessed	Aluminum "T" extrusion with vinyl insert	GA, GB, GC	\$159.00 / SQ. FT
FG-5	Recessed	Aluminum serrated "T" extrusion with 1 in [25.4 mm] walking surface	GA, GB, GC	\$160.00 / SQ. FT
FG-8	Recessed	Aluminum "T" extrusion with carpet insert	GA, GB, GC	\$176.00 / SQ. FT
FG-11	Recessed	Aluminum "T" extrusion with 1/2 in [12.7 mm] walking surface	GA, GB, GC	\$193.00 / SQ. FT
FG-12	Recessed	Aluminum "T" extrusion with 1/2 in [12.7 mm] cross-cut squares	GA, GB, GC	\$231.00 / SQ. FT
FG-13	Recessed	Aluminum "T" extrusion with abrasive insert	GA, GB, GC	\$247.00 / SQ. FT
FG-14	Recessed	Aluminum "T" extrusion with full-surface abrasive insert	GA, GB, GC	\$258.00 / SQ. FT
FG-16	Recessed	304 Stainless Steel - #4 finish 1 in [25.4 mm] or 1 1/4 in [31.7 mm] depth available	GD	Priced upon request
FG-21	Recessed	Aluminum "I" extrusion, economical	GB, GC	\$214.00 / SQ. FT
FG-22	Recessed	Aluminum "I" extrusion with 1/2 in [12.7 mm] walking surface	GA, GB, GC	\$216.00 / SQ. FT

## Floor Mats

Floor Mats are standard clear anodized finish. Non-stock finishes available on select models: black anodized.

Product Name	Application	Features	Frame Included	Price
FM-4	Recessed	Aluminum extrusion mat with vinyl insert	MC	\$168.00 / SQ. FT
FM-5	Recessed	Serrated aluminum extrusion mat	MC	\$145.00 / SQ. FT
FM-8	Recessed	Aluminum extrusion mat with carpet insert	MC	\$176.00 / SQ. FT
FM-14	Recessed	Aluminum extrusion mat with abrasive insert	MC	\$249.00 / SQ. FT

## Pans and Accessories

### 20 Gauge Galvanized Steel Pans

Up to 4ft. x 8ft.	\$48.00 / SQ. FT
Large Pans	\$55.00 / SQ. FT

### 16 Gauge Aluminum Pans

Up to 4ft. x 8ft.	\$60.00 / SQ. FT
Large Pans	\$67.00 / SQ. FT

### 20 Gauge Stainless Steel Pans

Up to 4ft. x 8ft.	\$101.00 / SQ. FT
Large Pans	\$112.00 / SQ. FT

Cross-cut upcharge - Foot Grilles available for cross-cutting are: <b>FG-2, FG-2HD, FG-22</b>	Priced upon request
<b>FG-4</b> or <b>FM-4</b> Replacement Vinyl Strip (by the roll, specify colour when ordering)	\$11.00 / FT
<b>FG-8</b> or <b>FM-8</b> Replacement Carpet Strip (by the roll, specify colour when ordering)	\$12.00 / FT

## Legend

<b>GA</b> Foot grille frame with 3/4 in [19 mm] lip	<b>HD</b> Frame for FG-2HD foot grille only
<b>GB</b> Foot grille frame with 1/8 in [3.1 mm] lip	
<b>GC</b> Low-profile foot grille frame with 1/4 in [6.3 mm] lip	<b>MC</b> Low-profile floor mat frame with 5/32 in [3.9 mm] lip
<b>GD</b> Stainless steel frame for FG-16 only	<b>MD</b> No Frame for floor mats only

## Symbols

1/2 in Rise Thresholds.....	TW1–TW3
1/4 in Rise Thresholds.....	TW1–TW2

## A

Abrasive Insert.....	See Stair Nosing
ADA Compliant Locks	
Barrier-Free (ADA Compliant) Locksets.....	See CFT-200 Series, CRT-50 Series, CRT-100 Series
AL-400 Hanger.....	S56
Aluminum Door Louvers.....	L4
Astragals.....	TW18–TW19
Automatic Door Bottoms.....	TW8–TW9
End Caps.....	TW9

## B

Barn Door Locksets.....	DLP9–DLP12
Barn Door Systems.....	S41–S44, S47–S48
Barrier-Free (ADA Compliant) Locksets.....	DLP8
Bi-Parting Passage and Locksets.....	DLP6
Bypass Systems.....	S49–S54

## C

C-15B-C.....	DLP2
C-21.....	DLP2
C-21-BB.....	DLP3
C-23.....	DLP3
C-25.....	DLP3
C-30.....	DLP5
C-34.....	DLP3
C-35.....	DLP5
C-40.....	DLP3
C-50FP.....	DLP8
C-50P.....	DLP8
C-54BL.....	DLP11
C-60L-RET.....	DLP5
C-60L-SET.....	DLP5
C-60RB.....	DLP2, DLP21
C-60RBX2.....	DLP2, DLP21
C-60RE.....	DLP21
C-60RT.....	DLP21
C-60SB.....	DLP2, DLP21
C-60SE.....	DLP21
C-60ST.....	DLP21
C-61.....	DLP2, DLP21
C-61-BB.....	DLP3
C-61-RBB.....	DLP3
C-61-SBB.....	DLP3
C-62L.....	DLP21
C-62L-RET.....	DLP5
C-62L-SET.....	DLP5
C-71.....	DLP2
C-72.....	DLP2
C-80B.....	DLP2, DLP20
C-80C.....	DLP20
C-80E.....	DLP20
C-80L.....	DLP20
C-80L-CT.....	DLP7
C-80L-ET.....	DLP5
C-80T.....	DLP20
C-90B.....	DLP2, DLP18
C-90B-C.....	DLP18

C-90BH.....	DLP2, DLP18
C-90BH-C.....	DLP18
C-90C.....	DLP19
C-90C-C.....	DLP19
C-90DP.....	DLP14, DLP19
C-90E.....	DLP19
C-90E-C.....	DLP19
C-90HER.....	DLP19
C-90HL.....	DLP19
C-90L.....	DLP18
C-90L-CC.....	DLP7
C-90L-CT.....	DLP6, DLP7
C-90L-ET.....	DLP4, DLP6
C-90L-OT.....	DLP4, DLP6
C-90L-TT.....	DLP4
C-90OI.....	DLP19
C-90OI-C.....	DLP19
C-90S.....	DLP18
C-90S-BB.....	DLP6
C-90SP.....	DLP14
C-90T.....	DLP19
C-90T-C.....	DLP19
C-91.....	DLP2, DLP18
C-91-BB.....	DLP3
C-91-BHBH.....	DLP3
C-92L.....	DLP18
C-92L-CC.....	DLP7
C-92L-CT.....	DLP7
C-92L-ET.....	DLP4
C-92L-HL.....	DLP8
C-92L-HLDP.....	DLP8
C-92L-OT.....	DLP4
C-94BL.....	DLP18
C-94BL-CT.....	DLP9
C-94BL-ET.....	DLP9
C-94BL-HL.....	DLP11
C-94BL-HLDP.....	DLP11
C-94BL-OT.....	DLP10
C-94BL-SET.....	DLP10
C-94BL-TT.....	DLP9
C-95SL-CHL.....	DLP12
C-95SL-CT.....	DLP12
C-95SL-OIHL.....	DLP12
C-95SL-OT.....	DLP12
C-99 Bumper.....	P17, P25
C-99 Rubber Dome Bumper.....	S61
C-100HD Stop.....	S34
C-100 In-Track Stop.....	S56, S61
C-101HD In-Track Stop.....	S45
C-101HD Stop.....	S34
C-102HD Floor Stop.....	S38, S45
C-104 Top Mount Track.....	S34
C-105-4 Hanger.....	S46
C-105-8 Hanger.....	S46
C-106-4 Hanger.....	S46
C-106-4 Series	
C-106-4.....	S40
C-106-4-108.....	S42
C-106-4-110.....	S44
C-107-4 Hanger.....	S46
C-107-8 Hanger.....	S46

# Index

Prices effective Feb 1, 2024

C-108 Side Mount Track.....	S34	C-414 End Cap.....	S56
C-110 Fascia.....	S45	C-416-4 Hanger.....	S37
C-111 End Cap.....	S45	C-420 End Cap.....	S56
C-116-4 Hanger.....	S37	C-493 Easy Connect Hanger.....	S56
C-130 Fascia.....	S61	C-500 Series	
C-140 Fascia.....	S61	C-500.....	S51
C-150 Fascia.....	S61	C-500F.....	S51
C-160 Fascia.....	S61	C-500GT.....	S54
C-170 Fascia.....	S61	C-511 Series	
C-171 Clip.....	S61	C-511.....	S49
C-172 End Cap.....	S61	C-511F.....	S49
C-180HD Hanger.....	S37	C-511GT.....	S53
C-182HD Heavy-Duty Curtain Hanger.....	S37	C-519 Snap-on Fascia.....	S56
C-200B Spring Loaded Guide.....	S62, S63	C-521 Snap-on Fascia.....	S56
C-200D-134 Bypass Double Guide.....	S32	C-538 Series	
C-200D-138 Bypass Double Guide.....	S32	C-538.....	S52
C-200D Bypass Double Guide.....	S62	C-538F.....	S52
C-200 Floor Guide.....	S9, S10, S32, S63	C-538GT.....	S54
C-201 Guide Channel.....	P18, P25, S9, S10, S32, S33, S34, S62	C-548 Series	
C-202-3 Triple Groove Guide Threshold.....	S63	C-548.....	S50
C-202 Double Groove Guide Threshold.....	S63	C-548F.....	S50
C-202S-3 Triple Groove Sloped Guide Threshold.....	S63	C-548GT.....	S53
C-202S-4 Quad Groove Sloped Guide Threshold.....	S63	C-600F.....	S57
C-202S Double Groove Sloped Guide Threshold.....	S63	C-600 Series.....	S57
C-204 Top Mount Track.....	S38	C-810 Series	
C-205-4 Hanger.....	S38	C-810.....	S40
C-205-8 Hanger.....	S38	C-810-108.....	S42
C-205 Side Mount Bracket.....	S38	C-810-110.....	S44
C-206-4 Hanger.....	S38	C-810 Zero Clearance Hanger.....	S46
C-207-4 Hanger.....	S38	C-818HD Hanger.....	S46
C-207-8 Hanger.....	S38	C-818HD Series	
C-210 Single Guide Threshold.....	S63	C-818HD.....	S40
C-225 Fascia.....	S61	C-818HD-108.....	S42
C-238-3 Triple Groove Guide Threshold.....	S63	C-818HD-110.....	S44
C-238 Double Groove Guide Threshold.....	S63	C-911 Quick Release Hanger.....	S46
C-238S-3 Triple Groove Sloped Guide Threshold.....	S63	C-911 Series	
C-238S-4 Quad Groove Sloped Guide Threshold.....	S63	C-911.....	S39
C-238S Double Groove Sloped Guide Threshold.....	S63	C-911-108.....	S41
C-300 Expansion Sleeve.....	S61	C-911-110.....	S43
C-300 Hanger.....	S61	C-912 Adjustable Guide.....	S4, S5, S9, S10, S17, S18, S26, S32, S46, S62
C-304 Hanger.....	S56	C-913-2 Double Roller Floor Guide.....	S4, S5, S9, S10, S17, S18, S26, S38, S46, S62
C-350 Hanger.....	S61	C-913-4 Quad Roller Floor Guide.....	S38, S46, S62
C-350 Series.....	S57	C-913D-134 Bypass Double Guide.....	S32
C-400 Hanger.....	P25, S56	C-913D-138 Bypass Double Guide.....	S32
C-400 Series		C-913D Bypass Double Guide.....	S62
C-400.....	S48	C-913 Floor Guide.....	S4, S5, S9, S10, S17, S18, S26, S32, S46, S62
C-418.....	S48	C-913SL Spring Loaded Guide.....	S46, S62
C-418F.....	S48	C-914 Guide Channel.....	P18, P25, S4, S5, S9, S10, S17, S18, S19, S26, S32, S33, S34, S46, S62
C-400 Top Mount Track.....	S55, S61	C-915-2-SS Double Roller Floor Guide.....	S35
C-402 Side Mount Bracket.....	S45	C-915-4-SS Double Roller Floor Guide.....	S35
C-403 Side Mount Joiner Bracket.....	S45	C-916 Guide Channel.....	S35
C-406 Top Mount Bracket.....	S45	C-917 Guide Channel.....	P15, S62
C-407 Top Mount Joiner Bracket.....	S45	C-975 Top Mount Track.....	S37
C-410 Zero Clearance Hanger.....	S56	C-993 Easy Connect Hanger.....	S46
C-411 Quick Release Hanger.....	P25, S56	C-993 Hanger.....	S58
C-411 Series		C-993 Series	
C-411.....	S47	C-993.....	S39
C-412.....	S47		
C-413.....	S47		
C-412 Side Mount Track.....	S55		
C-413 Fascia.....	S56		

C-993-108.....	S41	CCL-410.....	S28
C-993-110.....	S43	CCS-410.....	S27
C-994FP Hanger.....	S58	CC-410 Zero Clearance Hanger.....	S32
C-994 Hanger.....	S46	CC-440 Fascia.....	S32
C-994 Series		CC-441 End Cap.....	S32
C-994.....	S39	CC-442 End Cap.....	S32
C-994-108.....	S41	CC-443 End Cap.....	S32
C-994-110.....	S43	CC-470 Low Profile Fascia.....	S32
C-995FP Hanger.....	S58	CC-471 End Cap.....	S32
C-995 Hanger.....	S38	CC-480 Fascia.....	S32
C-995 Series.....	S38	CC-481 End Cap.....	S32
C-996 Hanger.....	S58	CC-482 End Cap.....	S32
C-998 Heavy-Duty Easy Connect Hanger.....	S46	CC-493 Easy Connect Hanger.....	S32
C-998 Series		CC-493 Series.....	S27, S28, S29, S30
C-998.....	S39	CC-493.....	S27
C-998-108.....	S41	CCD-493.....	S29
C-998-110.....	S43	CCD-493-38.....	S30
C-998-SS Hanger.....	S35	CCS-493.....	S28
C-1200 Nylon Guide Set.....	P25	CCSF-493.....	S28
C-1201 Center Nylon Guide.....	P25, S62	CC-500 Double Track.....	S31
C-1202 Offset Nylon Guide.....	P25, S62	CC-538 Double Track.....	S31
C-1203 Nylon Guide Set.....	S62	CC-810 Series.....	S19, S21, S22
C-1204 Nylon Guide Set.....	S62	CC-810.....	S19
C-1205 Nylon Guide Set.....	S62	CCB-810.....	S21
C-1206 Guide Strip.....	S62	CCFC-810.....	S19
C-2025 3/8" Offset Hanger.....	S61	CCS-810.....	S21
C-2025 5/8" Offset Hanger.....	S61	CCSF-810.....	S22
C-2025 Series.....	S57	CC-810 Zero Clearance Hanger.....	S26
C-2035 Series.....	S58	CC-902 Continuous Side Mount Bracket.....	S25
C-2171.....	DLP3	CC-904 Top Mount Track.....	S25
C-2172.....	DLP3	CC-905 Flush Mount Ceiling Track.....	S19, S25, S33
C-2180.....	DLP3	CC-908 Side Mount Track.....	S25
C-2400 Flat Hanger.....	S56	CC-920 Fascia.....	S26
C-2438 3/8" Offset Hanger.....	S56	CC-921 End Cap.....	S26
C-2458 5/8" Offset Hanger.....	S56	CC-922 End Cap.....	S26
C-2500 Flat Hanger.....	S61	CC-940 Fascia.....	S26
C-2538 3/8" Offset Hanger.....	S61	CC-941 End Cap.....	S26
C-2558 5/8" Offset Hanger.....	S61	CC-942 End Cap.....	S26
CA-134.....	S36	CC-943 End Cap.....	S26
CA-134-HD.....	S36	CC-980 Fascia.....	S26
CA-138.....	S36	CC-981 End Cap.....	S26
CA-200 Come-Along Side Mount Guide.....	S36	CC-982 End Cap.....	S26
CA-913-134-2HD Heavy-Duty Come-Along Side Mount Guide	S36	CC-990 Fascia.....	S26
S36		CC-991 End Cap.....	S26
CA-913 Come-Along Side Mount Guide.....	S36	CC-993 Easy Connect Hanger.....	S26
C-AR93 Adjustment Rod.....	P18	CC-993 Series.....	S20, S24
CAS-1 End Stop.....	S38, S45	CC-2-993.....	S20
CAS-1EXT End Stop.....	S35	CCS-2-993.....	S24
CAS-1R End Stop.....	S38, S45	CCSF-2-993.....	S24
CAS-1R Stop.....	S34	CC-998 Heavy-Duty Easy Connect Hanger.....	S26
CAS-2 Door Stop.....	S38, S45	CC-998 Series.....	S20, S23
Catch 'N' Close Closing Devices.....	S26, S32, S33	CC-998.....	S20
Catch 'N' Close Flat Track.....	See CFT-200 Series	CCS-998.....	S23
CC-100 Stop.....	P17, S32	CCSF-998.....	S23
CC-101HD Stop.....	P17, S26, S33	CCGH- <b>[ ]</b> C Hanger.....	S33
CC-404 Top Mount Track.....	S31	CCGH- <b>[ ]</b> Hanger.....	S33
CC-408 Side Mount Track.....	S31	CCH-1 Carpet Display Hanger.....	S37
CC-410 Series.....	S27, S28, S29, S30	CCH-2 Carpet Display Hanger.....	S37
CC-410.....	S27	C-CWS-134-CA.....	S35
CCD-410.....	S29	C-CWS-134-CSP-CA.....	S35
CCD-410-38.....	S30	CDC-400 Catch/Stop.....	P25, S56

# Index

Prices effective Feb 1, 2024

CDC-411 Catch/Stop.....	P25, S56	CP-406 Header Track.....	P16
CDC-412 Catch/Stop.....	S56	CP-406-RS Header Track.....	P16
CDC-418 Catch/Stop.....	S56	CP-426 Header Track.....	P16
CDC-911 Catch/Stop.....	S45	CP-426-RS Header Track.....	P16
CDC-1048 Catch/Spring.....	S34, S45	CP-493 Easy Connect Pocket Hanger.....	P17
CDL.....	L4	CP-803 Header Track.....	P24
CDL-BP.....	L4	CP-806 Header Track.....	P24
CDL-CA.....	L4	CP-807 Steel Upright.....	P17, P24
CDL Torx Screws.....	L4	CP-808 Steel Upright.....	P17, P24
CDL-WH.....	L4	CP-810W Steel Upright.....	P17, P24
CDSM-1 Custom Side Mount Bracket.....	S56, S61	CP-826 Header Track.....	P24
Ceiling Track Systems.....	S38–S40, S47–S48	CP-830 Drywall Support.....	P16, P24
CF-100-6 Wheel Guide.....	S58	CP-903-RS Header Track.....	P16
CF-100 Top and Bottom Pivot.....	S58	CP-906-RS Header Track.....	P16
CF-115F.....	S60	CP-907 Heavy-Duty Steel Upright.....	P17, P24
CF-115 Hanger.....	S58	CP-908 Heavy-Duty Steel Upright.....	P17, P24
CF-115 Top and Bottom Pivot.....	S58	CP-910 Heavy-Duty Steel Upright.....	P17, P24
CF-116.....	S37	CP-913-2 Pocket Guide.....	P18
CF-409.....	S37	CP-913 Pocket Guide.....	P18, P25
CF-410 Top and Bottom Pivot.....	S58	CP-930 Drywall Support.....	P16, P24
CF-415 Top and Bottom Pivot.....	S58	CP-998 Heavy-Duty East Connect Pocket Hanger.....	P17
CF-510 Top and Bottom Pivot.....	S58	CPD-2X4-Joiner Kit.....	See Joiners
CF-515 Top and Bottom Pivot.....	S58	CPD-2X6-Joiner Kit.....	See Joiners
CFT-200 Series		CPD-6MS-Joiner Kit.....	See Joiners
CFT-201.....	S14	CPD-TK-2X4.....	P15
CFT-201-CC2.....	S11	CP-HB2X4 Header Bracket.....	P16, P24
CFT-202.....	S14	CP-HB2X6 Header Bracket.....	P16, P24
CFT-202-38.....	S15	CP-HB6MS Header Bracket.....	P16, P24
CFT-202-38-CC2.....	S12	CP-TK-2X4.....	P15
CFT-202-CC2.....	S11	CP-TK-C2X4.....	P15
CFT-203-12.....	S15	CP-TK-TA2X4.....	P15
CFT-203-12-CC2.....	S12	CP-TK-TC2X4.....	P15
CFT-203-38.....	S16	CRFT-DPSCREW2.....	DLP14, DLP15
CFT-203-38-CC2.....	S13	CRFT-WBS-BP.....	S5
CFT-200 Track.....	S17, S18	CRFT-WBS-SS.....	S4
CFT-DP.....	DLP15	Crowder Cantilever.....	A2
CFT-FSP.....	DLP11, DLP14	Crowder Come-Along.....	S36
CFT-GDP.....	DLP17	Crowder Curve.....	S35
CFT-GSP.....	DLP17	Crowder Custom.....	S37
CFT-SP.....	DLP15	Crowder Display.....	S35
CGG- <b>[ ]</b> Guide.....	S33, S34	Crowder Exterior.....	S35
CGGHD- <b>[ ]</b> Guide.....	S33, S34	Crowder Glass Come-Along System.....	S33, S34
CGGS- <b>[ ]</b> Guide.....	S4, S9, S17, S33, S34	Crowder Security.....	S35
CGH- <b>[ ]</b> C Hanger.....	S34	Crowder Slide.....	A1
CGH- <b>[ ]</b> Hanger.....	S34	Crowder Stack.....	S36
CGP- <b>[ ]</b> .....	DLP2	Crowder Strike.....	S35
Concealed Screws.....	DLP18–DLP19	Crowder Sync.....	A2
C-15B-C.....	DLP2	CRT-50 Series	
Continuous Hangers.....	S37	CRT-51.....	S6
C-205-C.....	S38	CRT-52.....	S6
C-207-C.....	S38	CRT-52-38.....	S7
CCGH- <b>[ ]</b> C.....	S33	CRT-53-12.....	S7
CGH- <b>[ ]</b> C.....	S34	CRT-53-38.....	S8
CP-2X4 Foot Bracket.....	P17, P24	CRT-50 Track.....	S9, S10
CP-2X6 Foot Bracket.....	P17, P24	CRT-100 Series	
CP-6MS Foot Bracket.....	P17, P24	CRT-101.....	S1
CP-009 Clip Locator Tool.....	P18	CRT-102.....	S1
CP-009 Locator Sticker.....	P18	CRT-102-38.....	S2
CP-200 Pocket Guide.....	P18, P25	CRT-103-12.....	S2
CP-403 Header Track.....	P16	CRT-103-38.....	S3
CP-403-RS Header Track.....	P16	CRT-100 Track.....	S4, S5



CRT-101-BP Hanger.....	S5	CT-20/4A.....	TW6
CRT-101-SS Hanger.....	S4	CT-20/5.....	TW6
CRT-102-38-BP Hanger.....	S5	CT-20/5A.....	TW6
CRT-102-38-SS Hanger.....	S4	CT-21/2.....	TW6
CRT-102-214-BP Hanger.....	S5	CT-21/2A.....	TW6
CRT-102-214-SS Hanger.....	S4	CT-21/3.....	TW6
CRT-102-BP Hanger.....	S5	CT-21/3A.....	TW6
CRT-102-SS Hanger.....	S4	CT-21/4.....	TW6
CRT-103-BP Hanger.....	S5	CT-21/4A.....	TW6
CRT-103-GWB-BP.....	S5	CT-21/5.....	TW6
CRT-103-GWB-SS.....	S4	CT-21/5A.....	TW6
CRT-103-SS Hanger.....	S4	CT-22/3.....	TW6
CRT-110-BP Stop.....	S5	CT-22/3A.....	TW6
CRT-110-SS Stop.....	S4	CT-22/4.....	TW6
CRT-111-WB-BP.....	S5	CT-22/4A.....	TW6
CRT-111-WB-SS.....	S4	CT-22/34A.....	TW6
CRT-120-BP Stop.....	S5	CT-22/138.....	TW6
CRT-120-SS Stop.....	S4	CT-22/138A.....	TW6
CRT-122-WB-BP.....	S5	CT-23.....	TW1, TW7
CRT-122-WB-SS.....	S4	CT-27 Concrete Anchor.....	TW6
CRT-DP.....	DLP14	CT-32.....	TW1
CRT-FSP.....	DLP11, DLP14	CT-32SS.....	TW1
CRT-GDP.....	DLP16	CT-33.....	TW1
CRT-GSP.....	DLP16	CT-33SS.....	TW1
CRT-SP.....	DLP14	CT-34.....	TW1
CSM-200.....	S9, S10, S32	CT-35.....	TW1
CSM-200-CRT.....	S9, S10	CT-36.....	TW1
CSM-200 Side Mount Guide.....	S62	CT-37.....	TW1
CSM-913.....	S4, S5, S9, S10, S17, S18, S26, S32	CT-39.....	TW1
CSM-913-2HD.....	S26	CT-39N.....	TW1
CSM-913-2HD Heavy-Duty Side Mount Double Guide.....	S38, S46, S62	CT-40N.....	TW1
CSM-913-CRT.....	S4, S5, S9, S10, S17, S18	CT-40P.....	TW1
CSM-913 Side Mount Guide.....	S46, S62	CT-40S.....	TW1
CST-100 In-Track Stop.....	S36	CT-41-1.....	TW4
CST-700 Stacking Track.....	S36	CT-42-1.....	TW4
CST-701 90 Degree Corner Section.....	S36	CT-42N.....	TW4
CST-702 45 Degree Corner Section.....	S36	CT-42NA.....	TW4
CST-703 90 Degree "T" Section.....	S36	CT-42S.....	TW4
CST-709 Track Spline.....	S36	CT-42SA.....	TW4
CST-710 Stacking Hanger.....	S36	CT-43-1.....	TW4
CST-714 Guide Channel.....	S36	CT-43N.....	TW4
CST-721 90 Degree Corner Section.....	S36	CT-43NA.....	TW4
CST-722 45 Degree Corner Section.....	S36	CT-43S.....	TW4
CST-723 90 Degree "T" Section.....	S36	CT-43SA.....	TW4
CST-912 Adjustable Guide.....	S36	CT-44.....	TW4
CT-9.....	TW1	CT-44-1.....	TW4
CT-9SS.....	TW1	CT-44A.....	TW4
CT-10.....	TW1	CT-45.....	TW4
CT-10HD.....	TW1	CT-45-1.....	TW4
CT-10SS.....	TW1	CT-45A.....	TW4
CT-11.....	TW1	CT-46.....	TW4
CT-11SS.....	TW1	CT-46A.....	TW4
CT-12.....	TW1	CT-47-1N.....	TW4
CT-12SS.....	TW1	CT-47-1S.....	TW4
CT-16.....	TW1	CT-47N.....	TW4
CT-20/2.....	TW6	CT-47NA.....	TW4
CT-20/2A.....	TW6	CT-47S.....	TW4
CT-20/3.....	TW6	CT-47SA.....	TW4
CT-20/3A.....	TW6	CT-48N.....	TW4
CT-20/4.....	TW6	CT-48NA.....	TW4
		CT-48S.....	TW4

# Index

Prices effective Feb 1, 2024

CT-48SA.....	TW4	CT-106.....	TW7
CT-49-1.....	TW4	CT-108.....	TW3
CT-49N.....	TW4	CT-109.....	TW3
CT-49NA.....	TW4	CT-175.....	TW7
CT-49S.....	TW4	CT-227 Hidden Strap Anchor.....	TW6
CT-49SA.....	TW4	CT-406.....	TW4
CT-50.....	TW8	CT-407.....	TW4
CT-50 End Caps.....	TW9	CT-408.....	TW4
CT-50F.....	TW8	CT-409.....	TW4
CT-50-SS.....	TW9	CT-410.....	TW4
CT-50 S.S. Cover.....	TW9	CT-410-2.....	TW4
CT-51.....	TW8	CT-548.....	TW10
CT-51 End Caps.....	TW9	CT-548AF.....	TW10
CT-51F.....	TW8	CT-610.....	TW2
CT-52.....	TW8	CT-611.....	TW2
CT-52B.....	TW8	CT-612.....	TW2
CT-52 End Caps.....	TW9	CT-658.....	TW2
CT-52F.....	TW8	CT-658LP.....	TW2
CT-52S.....	TW8	CT-704.....	TW2
CT-52-SS.....	TW9	CT-705.....	TW2
CT-52 S.S. Cover.....	TW9	CT-706.....	TW2
CT-52S-SS.....	TW9	CT-707.....	TW2
CT-52-SS Sloped End Caps.....	TW9	CT-708.....	TW2
CT-53.....	TW9	CT-709.....	TW2
CT-53B.....	TW9	CT-710.....	TW2
CT-53 End Cap.....	TW9	CT-745.....	TW10
CT-53F.....	TW9	CT-804.....	TW2
CT-53S.....	TW9	CT-805.....	TW2
CT-54.....	TW9	CT-805SS.....	TW2
CT-55.....	TW10	CT-806.....	TW2
CT-64.....	TW1	CT-806SS.....	TW2
CT-64SS.....	TW1	CT-807.....	TW2
CT-65.....	TW2	CT-808.....	TW2
CT-65F.....	TW2	CT-811.....	TW3
CT-65SS.....	TW2	CT-812.....	TW3
CT-66.....	TW2	CT-813.....	TW3
CT-66SS.....	TW2	CT-814.....	TW3
CT-67.....	TW2	CT-909.....	TW3
CT-68.....	TW2	CT-910.....	TW3
CT-69.....	TW2	CT-911.....	TW3
CT-70.....	TW2	CT-912.....	TW3
CT-70N.....	TW2	CT-913.....	TW3
CT-72.....	TW2	CT-914.....	TW3
CT-72N.....	TW2	CT-915.....	TW3
CT-74.....	TW5	CT-916.....	TW3
CT-74A.....	TW5	CT-8756.....	TW3
CT-75.....	TW5	Custom Aluminum Diamond Checker Plate.....	TW3
CT-75A.....	TW5	Custom Systems	
CT-76.....	TW5	Crowder Cantilever.....	A2
CT-76A.....	TW5	Crowder Slide.....	A1
CT-80.....	TW5	Crowder Sync.....	A2
CT-81.....	TW5	Cylinder.....	DLP19, DLP20
CT-83.....	TW5	<b>D</b>	
CT-86.....	TW5	Diamond Checker Plate.....	TW3
CT-86A.....	TW5	Door Closer Mounting Brackets.....	TW17
CT-87.....	TW5	Door Shoes.....	TW10
CT-87A.....	TW5	Drywall Support	
CT-100.....	TW7	CP-830.....	P24
CT-101.....	TW7	CP-930.....	P24
CT-103.....	TW7	<b>E</b>	
CT-104.....	TW7		

Easy Connect..... See CC-493 Series, CC-993 Series, CC-998 Series, C-993 Series, C-998 Series, C-493 Hanger; See also CF-515 Series, CF-415 Series  
 Edge Pulls.....DLP2  
 End Cap..... See Fascia  
     CC-400 Series.....S32  
     CC-900 Series.....S26  
 Exposed Barn Door Systems..... See CFT-200 Series, CRT-50 Series, CRT-100 Series

## F

Fascia..... S45, S56, S61  
     CC-400 Series.....S32  
     CC-900 Series.....S26  
 Fasteners.....TW20–TW21  
 Flat Threshold..... See CT-65F, Stainless Steel: Thresholds  
 Floor Mats..... F1  
 Flush Pulls.....DLP2  
 Folding Systems  
     CF-100..... S60  
     CF-115..... S60  
     CF-410..... S60  
     CF-415..... S59  
     CF-510..... S59  
     CF-515..... S59  
     Heavy-Duty Center Pivot.....S37  
     Trackless Pivot.....S37  
 Foot Grilles..... F1  
 Frost Barrier Thresholds..... See Thermal Break Thresholds

## G

Glass Door Pulls  
     Frameless Glass Door Pulls.....DLP2  
     Handle Pulls.....DLP16–DLP17  
 Glass Hangers..... See also CFT-200 Series, CRT-50 Series, CRT-100 Series  
     CCGH..... S33  
     CGHS34  
 Guide System  
     C-200 Series..... S9, S10, S32  
     C-201/C-200 Series.....P18, P25, S62  
     C-914/C-913 Series.....P18, P25, S38, S46, S62  
     C-914 Series..... S4, S5, S9, S10, S17, S18, S26, S32  
     C-917..... P15  
     C-1200 Series.....P25, S62  
     Glass Doors.....S3, S5, S8, S10, S18, S33, S34  
     Guide Threshold Series..... S63

## H

Handle Pulls.....DLP14–DLP15  
 Hanger  
     C-400 Hanger.....P25  
     C-411 Quick Release Hanger.....P25  
 Hangers  
     CC-400 Series.....S32  
     CC-900 Series.....S26  
 Heavy-Duty Braking System..... S35  
 Hole Placement..... See Threshold Hole Spacing  
 Hollow Metal Doors.....TW9

## I

Individual Parts  
     C-60 Series.....DLP21

C-80 Series.....DLP20  
 C-90 Series.....DLP18–DLP19  
 C-104 Series..... S45  
 C-204 Series..... S38  
 C-300 Series.....S61  
 C-350 Series.....S61  
 C-400 Series..... S55, S56  
 C-411 Series..... S55, S56  
 C-500 Series..... S55, S56  
 C-511 Series..... S55, S56  
 C-538 Series..... S55, S56  
 C-548 Series..... S55, S56  
 C-600 Series.....S61  
 C-650 Series..... S58, S61  
 C-2025/C-2035 Series.....S61  
 CC-400 Series.....S31  
 CC-900 Series..... S25, S26  
 CFT-200 Series..... S13, S16, S17, S18  
 CP-TK-2X4 Series.....P15  
 CRT-50 Series..... S9, S10  
 CRT-100 Series..... S4, S5  
 Glass Hanger Series..... See Glass Hangers  
     Type B Series.....P24, P25  
     Type C-2X6 Series.....P24, P25  
     Type CC-2X6 Series.....P17  
     Type CC-6MS Series.....P16, P17  
     Type CC-HD-2X6 Series.....P16, P17  
     Type CC-HD-6MS Series.....P16, P17  
     Type CC Series.....P16, P17  
     Type C Series.....P24, P25

Inserts..... See Replacement Inserts

## J

Joiners  
     CPD-2X4-Joiner Kit.....P13, P14, P21, P22, P23  
     CPD-2X6-Joiner Kit..... P9, P11, P12, P20  
     CPD-6MS-Joiner Kit.....P5, P7, P8, P19

## K

Kerf-Mounted Weatherstrip..... TW15–TW16.  
 See W-28, W-31, W-87P, W-88F, W-88N, W-88P  
 KNC-UW Universal Wrench.....P18

## L

Lanel..... See Stair Nosing  
 Louvers..... L3–L4  
 Louver Screens.....L3

## N

No. 6216.....TW17  
 Notching.....TW7

## P

Panic Thresholds..... See CT-39, CT-70, CT-72  
 Passage Sets.....DLP3  
 Pocket Trim Kits..... See CP-TK-2X4 SERIES  
 Privacy Locksets.....DLP4, DLP5

## R

Replacement Inserts  
     Automatic Door Bottoms.....TW10  
     Stair Nosing.....TW6  
     Thresholds.....TW7  
     Weatherstrip.....TW19

# Index

Prices effective Feb 1, 2024

## S

SDL-FP.....	L3
SDL-FP-BP.....	L3
SDL-FP-GR.....	L3
SDL-FP-WH.....	L3
SDL-SG.....	L3
SDL-V90.....	L3
Security Locksets.....	DLP7
Self-Adhesive Weatherstrip.....	TW17
Self-Latching Locksets.....	DLP12
SH.....	L2
SHGS.....	L1
Side Mount Guide.....	See CSM-200-CRT, CSM-200, CSM-913-CRT, CSM-913
Sound Sealing for Sliding Doors.....	S35
Spring Loaded/Adjustable Weatherstrip.....	TW15, TW19
Stainless Steel	
Astragals.....	TW18
Automatic Door Bottoms.....	TW9
Covers only.....	TW9
Thresholds.....	TW1-TW2
Weatherstrip.....	TW11
Stair Nosing.....	TW6
Steel Door Louvers.....	L3
Steelites.....	L1-L2
Stops..P17, P25, S4, S5, S9, S10, S17, S18, S26, S32, S33, S34, S38, S45, S56, S61	
Stop Strip.....	TW1
Stop Strip Thresholds.....	TW1
SV.....	L2
SVGS.....	L1
Sweeps.....	TW11-TW12

## T

Thermal Break Thresholds	
1/2 in.....	TW4
1/4 in.....	TW5
Threshold Hole Spacing.....	TW7
Thresholds.....	TW1-TW5, TW7
Torx Screws.....	See Fasteners
Track	
CC-404.....	S31
CC-408.....	S31
CC-500.....	S31
CC-538.....	S31
CC-904.....	S25, S33
CC-905.....	S25, S33
CC-908.....	S25, S33
CGH S34	
Tracks	
C-104.....	S45, S61
C-108.....	S45
C-204.....	S38, S61
C-300.....	See Tracks: C-350
C-350.....	S61
C-400.....	S55, S61
C-412.....	S55
C-500.....	S55
C-538.....	S55
C-600.....	S61
C-650.....	See Tracks: C-600
C-2025.....	S61

C-2035.....	S61
CF-100.....	S61
Trim Kits.....	P15
Type B	
Type B.....	P23
Type B-B.....	P22
Type B-W.....	P22
Type C	
Type C.....	P23
Type C-B.....	P21
Type C-W.....	P21
Type C-2X6	
Type C-B-2X6.....	P20
Type C-W-2X6.....	P20
Type C-6MS	
Type C-B-6MS.....	P19
Type C-W-6MS.....	P19
Type CC	
Type CC-B.....	P14
Type CC-NRB.....	P14
Type CC-NRW.....	P13
Type CC-W.....	P13
Type CC-2X6	
Type CC-B-2X6.....	P12
Type CC-NRB-2X6.....	P12
Type CC-NRW-2X6.....	P11
Type CC-W-2X6.....	P11
Type CC-6MS	
Type CC-B-6MS.....	P8
Type CC-NRB-6MS.....	P8
Type CC-NRW-6MS.....	P7
Type CC-W-6MS.....	P7
Type CC-HD-2X6.....	P9
Type CC-HD-6MS.....	P5

## W

W-1.....	TW14
W-1F.....	TW14
W-2.....	TW14
W-2F.....	TW14
W-3.....	TW14
W-5S.....	TW18
W-7.....	TW18
W-8.....	TW18
W-8P.....	TW18
W-8SL.....	TW18
W-8SP.....	TW18
W-8SP-C.....	TW18
W-8-SS.....	TW18
W-8-SS-C.....	TW18
W-9.....	TW18
W-9N.....	TW18
W-9P.....	TW18
W-9S.....	TW18
W-10SP.....	TW18
W-11.....	TW11
W-13.....	TW14
W-13S.....	TW11
W-13S-2.....	TW11
W-13S-2-SS.....	TW11
W-13-SS.....	TW14
W-13S-SS.....	TW11

# Index

Prices effective Feb 1, 2024

W-14	TW14	W-66	TW17
W-15	TW14	W-87P	TW16
W-16F	TW14	W-88F	TW16
W-16N	TW14	W-88N	TW16
W-16P	TW14	W-88P	TW16
W-16S	TW14	W-2050S	TW14
W-17N	TW14	Wall Mount Brackets	S4, S5, S9, S10, S17, S18
W-17S	TW14	W-DCMB32	TW17
W-18	TW14	W-DCMB42	TW17
W-19	TW11	W-DCMB46	TW17
W-19SS	TW11	W-DCMB48	TW17
W-20N	TW14	Weatherstrip	TW11–TW19
W-20P	TW14		
W-20S	TW14		
W-22	TW17		
W-22AL Anti-Ligature	TW17		
W-23	TW14		
W-24S	TW11		
W-25	TW18		
W-25S	TW11		
W-26-1	TW11		
W-26-2	TW11		
W-26-3	TW11		
W-27	TW14		
W-28	TW15		
W-29BA	TW15		
W-29-BL	TW15		
W-29BLA	TW15		
W-29-BR	TW15		
W-29CA-BL	TW15		
W-29CA-BR	TW15		
W-29CA-WH	TW15		
W-29-MW	TW15		
W-29WH	TW15		
W-31	TW15		
W-32N	TW15		
W-32P	TW15		
W-32S	TW16		
W-33S	TW11		
W-34S	TW12		
W-35-1	TW12		
W-35-2	TW12		
W-35-3	TW12		
W-37-1	TW12		
W-37-2	TW12		
W-37-3	TW12		
W-38S	TW12		
W-40	TW19		
W-40N	TW19		
W-40P	TW19		
W-42	TW16		
W-44N	TW16		
W-46N	TW16		
W-46S	TW16		
W-47S	TW16		
W-48	TW16		
W-49	TW16		
W-50S	TW16		
W-52S	TW16		
W-61N-CA	TW16		
W-63	TW17		

**Z**  
Zero Clearance. ....See CC-810 Series, CC-410 Series, C-810 Series, C-410 Hanger

2024

## Price List

Sliding Door Track & Hardware  
Door Locks & Pulls  
Weatherstrip  
Thresholds  
Astragals  
Automatic Door Bottoms  
Stair Nosing  
Door Louvers  
Door Lites  
Foot Grilles  
Floor Mats

[customerservice@  
kncrowder.com](mailto:customerservice@kncrowder.com)

1-866-999-1562

Canada  
1220 Burloak Drive  
Burlington, Ontario  
L7L 6B3

United States  
210 Eighth Street South  
Lewiston, New York  
14092

# KN Crowder