

Product Index

Cabinet Pulls & Knobs

Item	Page
7	5
19	5
142	5
144	5
146	5
155	5
156	5
220	6
221	6
222	6
223	6
224	6
226	6
746	6
1014	7
1092	7
2054	7
3080	7

Door Stops

Item	Page
DS-18	9
DS-20	9
DS-25	9
DS-30	9
DS-50	10
DS-52	10
DS-55	10
DS-60	10
DS-90	10
DS-95	10
DS-103	10
DS-105	10
DS-106	10

Flush Pulls

Item	Page
RPS-50	12
RPS-66	12
RPR-50	12
RPR-65	12
RPR-66	12
RPR-90	12
RPO-102	12
RPO-150	12
RPS-102	12
RPS-150	12
FPS-160	13
FPS-170	13
RPS-300	13
RPS-375	13

Pocket Door Hardware

Item	Page
PL160S-AD-PR	15
PL160R-AD-PR	15
PL160S-ST-PR	15
PL160R-ST-PR	15
PL160S-ST-PA	15
PL160R-ST-PA	15
PL160S-00-FD	15
PL160R-00-FD	15
PL66R-AD-PR	16
PL66S-AD-PR	16
PL66R-OV-PR	16
PL66S-RC-PR	16
PL66R-OV-PA	16
PL66S-RC-PA	16
PL66R-00-FD	16
PL66S-00-FD	16
PL52R-AD-PR	16
PL52R-PR	16
PL110S-ST-PR	16

Product Index

Pocket Door Hardware

Item	Page
PL190-ES	17
PL190-PR	17
PL190-FD	17
PLM-203-EN	17
PLM-203-PA	17
PLM50-PR	18
PL66-LATCH SET	18
Edge Pulls	
EP300	18
EP400	18
EP500	18
EP600	18
Optional Cylinders	
MC29-26C-C2	19
MC29-32C-C2	19
MC29-35C-C2	19
Hand Rail Brackets	
Item	Page
HRB-10	21
HRB-11	21
HRB-12	21
HRB-13	22
HRB-14	22
HRB-16	22
HRB-17	22

General Hardware

Item	Page
RC-100	24
HIB	24
HLS	24
SGN-76	24-25
SGN-ADA	17

Alphabet & Numerals

Item	Page
ALPH5	27
NUMH5	28

Hooks

Item	Page
HK-109	30
HK-144S	30
HK-144D	30
HK-155S	30
HK-155D	30
HK-156	30
HK-180	30
HK-187	30
HK-188R	30
HK-188S	30
SHK-187	30

Levers and Locks

Item	Page
L01	32
L02	33
L03	34
L05	35
L06	Coming Soon
L07	36
L09	37
L10	38
L16	39
L19	40
L26	41
L63	42
L78	43
L87	44
L90	45
L92	46
L96	47
K66	48
K80	49
TPER-200S	50
TPER-100R	50
LT-PASSAGE	51
LT-PRIVACY	51
PIN	51
TP10-S	52
TP10-R	52
CC-50R	52
CC-50S	52
Single Levers	53

Product Index

Levers and Locks

Item	Page
MLL	<u>54</u>
MLR	<u>54</u>
MC30	<u>54</u>
ERA	<u>55</u>
ERD	<u>55</u>
DB63	<u>56</u>
PB63	<u>56</u>
DBMR	<u>56</u>
DBMS	<u>56</u>

Appliance Pulls

Item	Page
2512	58
2525	58
244	58
255	59
256	59
2092	60
1925	60

Shower Door Pulls

Item	Page
SH900	62
SH925	62
SH944	62
SH955	62
SH9205	62
SH941	63
SH942	63
SH943	63
SH945	63

Entry Pulls

Item	Page
Entry Pull Info	65
2019	66
6200	67-70
6300	70-72
6400	72-75
8000	76
8030	77
8050	78
8150	79
8210	80
8260	81
8280	82
8360	83-84
8420	85
8430	85
2510	86
2520	86

Bath Accessories

Item	Page
TR-1920	88
TRH-840	88
TR-909	89
BPS-45	89
BPR-45	89
TR-610	90
TRH-803	90
TR-1550	90
TRH-855	90

Kitchen Accessories

Item	Page
PTH-440	90
NT-250	90
NT-300	90

Screws & Components








Item	Page
Screws	92-93
Components	94-95

Order Forms








Item	Page
Large Pull Order Form	97
Handrail Bracket Form	98
Lever Handle Form	99

Conversion Chart 100-101




Cabinet Pulls & Knobs


Item	Image	List Price				Diameter mm	Width mm	Proj. mm	CTC mm	Lead Time
		PSS	SSS	SBL / SBR	PVD*					PSS,SSS, SBL & SBR
7-A		\$30	\$22	\$28	\$35	33	N/A	22	N/A	Stock
7-B		\$23	\$17	\$21	\$29	25		20		
19-A		\$21	\$13	\$18	\$25	25	N/A	26	N/A	Stock
19-B		\$19	\$12	\$17	\$22	19		25		
Item	Image	List Price				Length mm	Section mm	Proj. mm	CTC mm	Lead Time
		PSS	SSS	SBL / SBR	PVD					PSS,SSS, SBL & SBR
142-A		\$55	\$33	\$50	\$65	300	20 x 6	30	294	Stock
142-B		\$46	\$29	\$41	\$55	200			194	
142-C		\$39	\$24	\$34	\$46	134			128	
144-C		\$53	\$33	\$45	\$64	310	10 x 10	35	300	Stock
144-D		\$50	\$30	\$42	\$59	210			200	
144-E		\$39	\$24	\$34	\$45	170			160	
144-F		\$36	\$22	\$28	\$43	110			100	
146-A		\$50	\$31	\$46	\$59	312	12 x 6	30	300	Stock
146-B		\$35	\$23	\$33	\$43	162			150	
146-C		\$32	\$20	\$28	\$39	112			100	
							Diameter mm	Projec. mm		
155-A		\$41	\$30	\$43	\$48	310	10	30	300	Stock
155-B		\$36	\$28	\$39	\$44	260			250	
155-C		\$34	\$25	\$36	\$41	210			200	
155-D		\$30	\$22	\$30	\$35	160			150	
155-E		\$26	\$20	\$26	\$32	110			100	
Item	Image	List Price				Length mm	Section mm	Proj. mm	CTC mm	Lead Time
		PSS	SSS	SBL / SBR	PVD					PSS,SSS, SBL & SBR
156-A		\$50	\$30	\$46	\$58	312	12 x 6	30	300	Stock
156-B		\$43	\$26	\$39	\$52	212			200	
156-C		\$37	\$23	\$32	\$45	162			150	
156-D		\$31	\$19	\$26	\$37	112			100	

*PVD Finish (Graphite Black, Satin Rose Gold, Polished Rose Gold, Titanium Gold) minimum order quantity and extended lead time may apply.

Item	Image	List Price				Width mm	Screw Size Wood	Proj. mm	Drop mm	Lead Time
		PSS	SSS	SBL / SBR	PVD					
220-C		\$64	\$51	\$62	\$77	200.0	6 x 3/4	42	10	Stock
220-D		\$42	\$35	\$42	\$51	100.0				
220-E		\$34	\$29	\$33	\$41	75.0				
Item	Image	List Price				Width mm	Thickness mm	Proj. mm	Drop mm	Lead Time
		PSS	SSS	SBL / SBR	PVD					
221-C		\$58	\$48	\$58	\$69	200	2.5	36	10 (3/8)	Stock
221-D		\$40	\$34	\$40	\$47	100				
221-E		\$32	\$26	\$31	\$39	75				
222-C		\$50	\$41	\$50	\$59	200	2.5 (3/32)	36 (1-3/8)	10 (3/8)	Stock
222-D		\$34	\$29	\$34	\$41	100				
222-E		\$28	\$23	\$28	\$33	75				
223-B		\$42	\$34	\$42	\$51	200	1.2 (1/16)	36 (1-3/8)	7.5 (1/4)	Stock
223-C		\$33	\$25	\$33	\$39	100				
223-D		\$26	\$21	\$26	\$31	75				
223-E		\$20	\$15	\$20	\$26	35				
224-B		\$39	\$31	\$39	\$46	200	1.2 (1/16)	38 (1-1/2)	7.5 (1/4)	Stock
224-C		\$32	\$24	\$32	\$37	100				
224-D		\$25	\$20	\$25	\$31	75				
226-B		\$47	\$40	\$47	\$57	200	1.2 (1/16)	37	12.7	Stock
226-C		\$39	\$31	\$39	\$45	100				
226-D		\$32	\$25	\$32	\$37	75				
							CTC mm			
746-A		\$62	\$53	\$62	\$75	100	75	25	20	Stock
746-B		\$54	\$46	\$53	\$65	75	50			
746-C		\$46	\$40	\$46	\$55	50	32			
746-D		\$41	\$35	\$40	\$48	25	16			

*PVD Finish (Graphite Black, Satin Rose Gold, Polished Rose Gold, Titanium Gold) minimum order quantity and extended lead time may apply.







Item	Image	List Price				Length mm	Width mm	Proj. mm	CTC mm	Lead Time			
		PSS	SSS	SBL / SBR	PVD					PSS,SSS, SBL & SBR			
1014S-A		NA	\$60	\$74	NA	316.8	14 (9/16)	30	304.8	Stock			
1014S-B		NA	\$54	\$69	NA	214			203.2				
1014S-C		NA	\$53	\$65	NA	177.1			165.1				
1014S-D		NA	\$31	\$38	NA	140			128				
1014K-A			NA	\$66	\$79	NA			316.8		203.2		
1014K-B	NA		\$60	\$73	NA	214			165.1				
1014K-C	NA		\$56	\$68	NA	177.1							
1014K-D	NA		\$34	\$40	NA	140							
1092-A		\$64	\$45	\$58	\$77	307			14 (9/16)		30	300	
1092-B		\$58	\$42	\$54	\$69	231						224	
1092-C		\$53	\$39	\$50	\$64	167	160						
1092-D		\$48	\$36	\$45	\$58	135	128						
1092-E		\$44	\$33	\$40	\$53	103	96						

							Section mm			
2054-A		\$53	\$33	\$48	\$63	316.8	12 x 7 (1/2X1/4)	35	304.8	Stock
2054-B		\$45	\$30	\$42	\$54	214			203.2	
2054-C		\$39	\$25	\$35	\$46	177.1			165.1	
2054-D		\$36	\$24	\$32	\$43	140			128	
2054-E		\$34	\$23	\$30	\$41	113.6			101.6	

Item	Image	List Price				Length mm	Width mm	Proj. mm	CTC mm	Lead Time
		PSS	SSS	SBL / SBR	PVD					PSS,SSS, SBL & SBR
3080-A		\$77	\$59	\$69	\$91	224	12 (1/2)	34 (1-5/16)	212 (8-1/8)	Stock
3080-B		\$67	\$53	\$61	\$80	160			148 (5-7/8)	
3080-C		\$58	\$47	\$54	\$70	100			88 (3-1/2)	

*PVD Finish (Graphite Black, Satin Rose Gold, Polished Rose Gold, Titanium Gold) minimum order quantity and extended lead time may apply.

Door Stops










Item	Image	List Price				Diameter mm	Base Diameter mm	Proj. mm	Mount Type	Lead Time
		PSS	SSS	SBL / SBR	PVD					PSS,SSS, SBL & SBR
DS-18		\$90	\$75	\$108	N/A	25 (1)	50 (2)	88 (3-1/2)	Wall or Floor	Stock
DS-20		\$50	\$46	\$55	\$59	20 (3/4)	50 (2)	84 (3-5/16)	Wall	Stock
DS-25-A		\$34	\$34	\$41	N/A	25 (1)	N/A	50 (2)	Floor	Stock
DS-25-B		\$25	\$25	\$30	N/A	25 (1)	N/A	25 (1)	Floor	Stock
DS-30-A		\$50	\$47	\$55	\$59	30 (1-3/16)	N/A	40	Floor	Stock
DS-30-B		\$44	\$41	\$48	\$53	25 (1)				
DS-30-A EXT		\$31	\$30	\$35	\$37	30 (1-3/16)		15		

*PVD Finish (Graphite Black, Satin Rose Gold, Polished Rose Gold, Titanium Gold) minimum order quantity and extended lead time may apply.

Item	Image	List Price				Length mm	Section mm	Proj. mm	Mount Type	Lead Time
		PSS	SSS	SBL / SBR	PVD					PSS,SSS, SBL & SBR
DS-50		\$28	\$24	\$28	\$33	N/A	15 x 15	80	Wall	Stock
						Proj. mm	Catch Dia. mm	Diameter mm	Mount Type	Lead Time PSS,SSS, SBL & SBR
DS-52		\$73	\$59	\$67	N/A	47	28	37	Floor	Stock
						Section mm	Base Dia. mm	Height mm	Mount Type	Lead Time PSS,SSS, SBL & SBR
DS-55		\$58	\$55	\$65	\$78	20 x 20	50 x 50	98	Wall	Stock
DS-60		\$67	\$57	\$65	N/A	Proj. mm	Base Sect. mm	Section mm	Mount Type	Lead Time PSS,SSS, SBL & SBR
						80	47 x 47	22 x 22	Floor/Wall	Stock
								Diameter mm	Mount Type	PSS,SSS, SBL & SBR
DS-90		\$33	\$25	\$33	\$40	38	N/A	40	Floor	Stock
DS-90-EXT		\$19	\$13	\$15	\$22	15				
DS-95		\$41	\$32	\$41	\$48	83	N/A	16	Wall	Stock
DS-95-EXT		\$15	\$13	\$18	\$20	6.5				
Item	Image	List Price				Proj. mm	Base Sect. mm	Diameter mm	Mount Type	Lead Time
		PSS	SSS	SBL / SBR	PVD					PSS,SSS, SBL & SBR
DS-103		\$37	\$29	\$37	\$45	26	N/A	45	Floor	Special Order
DS-105		\$33	\$26	\$33	\$40	41	N/A	42	Floor	Special Order
DS-106		\$24	\$17	N/A	N/A	23	N/A	40	Wall	Special Order





*PVD Finish (Graphite Black, Satin Rose Gold, Polished Rose Gold, Titanium Gold) minimum order quantity and extended lead timemay apply.

Flush Pulls

Item	Image	List Price				Length mm	Width mm	Bucket Dimension		Lead Time
		PSS	SSS	SBL / SBR	PVD			Diam. mm	Depth mm	PSS,SSS, SBL & SBR
RPS-50		\$30	\$17	\$21	\$30	50	50	38	11	Stock
RPS-66		\$56	\$39	\$43	\$56	66	66	50	11	Stock
							Dia. mm			
RPR-50		\$46	\$29	\$32	\$46	N/A	50	38.1	11	Stock
RPR-65		\$49	\$33	\$37	\$51		65	52	11	
RPR-66		\$53	\$36	\$39	\$53		66	53	10	
RPR-90		\$71	\$44	\$48	\$71	N/A	90	71	17	Stock
							Width mm	Dimensions mm		
RPO-102		\$71	\$51	\$58	\$71	102	51	89.4 x 34.6	13	Stock
RPO-150		\$78	\$56	\$64	\$78	150	54	133.3 x 37.6		
RPS-102		\$71	\$51	\$59	\$71	102	51	89.5 x 34.6		
RPS-150		\$78	\$56	\$64	\$78	150	54	132 x 37.6		









*PVD Finish (Graphite Black, Satin Rose Gold, Polished Rose Gold, Titanium Gold) minimum order quantity and extended lead time may apply.

--











Item	Image	List Price				Length mm	Width mm	Dimension mm	Depth mm	Lead Time
		PSS	SSS	SBL / SBR	PVD*					PSS,SSS, S BL & SBR
FPS-160		\$74	\$56	\$63	\$72	150	77	132 x 37.6	15.5	Stock
FPS-170		\$193	\$129	\$147	\$193	150	150	132 x 37.6	15.5	Stock
RPS-300		\$193	\$129	\$147	\$193	300	75	97 x 38	15.5	Stock
RPS-375L		\$255	\$135	\$168	\$255	300	75	97 x 38	15.5	Stock
RPS-375R		\$255	\$135	\$168	\$255					






*PVD Finish (Graphite Black, Satin Rose Gold, Polished Rose Gold, Titanium Gold) minimum order quantity and extended lead time may apply.

Pocket Door Hardware

Item	Image	List Price				Length mm	Width mm	Shape	Turn Piece	Lead Time
		PSS	SSS	SBL / SBR	PVD					PSS,SSS, SBL & SBR
PL160S-AD-PR		\$370	\$345	\$379	\$444	160	48	Rectangle	ADA	Stock
PL160R-AD-PR		\$370	\$345	\$379	\$444			Oval	ADA	
PL160S-ST-PR		\$354	\$332	\$361	\$426			Rectangle	Straight	
PL160R-ST-PR		\$354	\$332	\$361	\$426			Oval	Straight	
PL160S-ST-PA		\$354	\$332	\$361	\$426	160	48	Rectangle	Straight	
PL160R-ST-PA		\$354	\$332	\$361	\$426			Oval	Straight	
PL160S-00-FD *Includes EP-600		\$251	\$226	\$259	\$300			Rectangle	N/A	
PL160R-00-FD *Includes EP-600		\$251	\$226	\$259	\$300			Oval	N/A	

*PVD Finish (Graphite Black, Satin Rose Gold, Polished Rose Gold, Titanium Gold) minimum order quantity and extended lead time may apply.

Item	Image	List Price				Length mm	Width mm	Shape	Lead Time
		PSS	SSS	SBL / SBR	PVD				PSS,SSS, SBL & SBR
PL66R-AD-PR		\$232	\$217	\$240	\$278	66		Round	Stock
PL66S-AD-PR		\$232	\$217	\$240	\$278	66	66	Square	Stock
PL66R-OV-PR *Includes EP-400R		\$183	\$175	\$183	\$218	66		Round	Stock
PL66S-RC-PR *Includes EP-400S		\$190	\$183	\$190	\$228	66	66	Square	Stock
PL66R-OV-PA *Includes EP-400R		\$183	\$175	\$183	\$218	66		Round	Stock
PL66S-RC-PA *Includes EP-400S		\$190	\$183	\$190	\$228	66	66	Square	Stock
PL66R-00-FD *Includes EP-400R		\$105	\$90	\$97	\$127	66		Round	Stock
PL66S-00-FD *Includes EP-400S		\$112	\$95	\$103	\$134	66	66	Square	Stock
PL52R-AD-PR		\$267	\$260	\$293	\$319	52		Round	Stock
PL52R-PR-PR		\$267	\$260	\$293	\$319	52		Round	Stock
PL110S-ST-PR *Includes EP-400S		N/A	\$146	\$162	N/A	110	48	Rectangle	Stock

Item	Image	List Price				Length mm	Width mm		Lead Time
		PSS	SSS	SBL / SBR	PVD		PSS,SSS, SBL & SBR		
PL190-ES		\$750	\$681	\$750	N/A	190	60		Stock
PL190-PR		\$627	\$582	\$627	N/A		60		Stock
PL190-PA		\$571	\$538	\$571	N/A		60		Stock
						Height	Width mm	Backset mm	
		190		60					
PLM-203-EN		\$301	\$262	\$347	N/A	100	90	60	Stock
PLM-203-PA		\$301	\$262	\$347	N/A				60

*PVD Finish (Graphite Black, Satin Rose Gold, Polished Rose Gold, Titanium Gold) minimum order quantity and extended lead time may apply.

Item	Image	List Price				Face Plate mm	Lock Body mm	Shape	Lead Time
		PSS	SSS	SBL / SBR	PVD				PSS,SSS, SBL & SBR
PLM50-PR *For PL160-PR		\$44	\$43	\$48	\$56	16 x 140 x 2.5	70 x 100 x 12	Square	Stock
PL66 -LATCH SET		\$40	\$36	\$40	\$48	70 x 15	N/A	Square	Stock
EDGE PULLS						Length mm	Width mm		
EP300		\$36	\$31	\$36	\$43	100	20	N/A	Stock
EP400R		\$17	\$13	\$20	N/A	28	28	Round	Stock
EP400S		\$17	\$13	\$20	N/A	29	29	Square	Stock
EP500		\$78	\$67	\$78	\$94	138	20	N/A	Stock
EP600		\$67	\$58	\$67	N/A	100	20	N/A	Stock

*PVD Finish (Graphite Black, Satin Rose Gold, Polished Rose Gold, Titanium Gold) minimum order quantity and extended lead time may apply.

This lock is included in PL160 series, price above is for additional purchase only.

This lock is included in PL66 and PL52 series, price above is for additional purchase only.

OPTIONAL KEY LOCK CYLINDERS

For PL-190-ES with Various Door Thicknesses

Item	Image	List Price				For Door Thickness	Lead Time
		PSS	SSS	SBL/ SBR	PVD		PSS,SSS, SBL & SBR
MC29-26C-C2		N/A	\$50	\$62	N/A	1-3/8" - 1-3/4"	Stock
MC29-32C-C2		N/A	\$76	\$87	N/A	2"-0/0 - 2-1/4"	Stock
MC29-35C-C2		N/A	\$83	\$94	N/A	2-1/2" - 2-3/4"	Stock

Hand Rail Brackets

Item	Image	List Price				Mounting	Clamp	Rose	Lead Time
		PSS	SSS	SBL / SBR	PVD				PSS,SSS, SBL & SBR
HRB-10-SFR		\$163	\$150	\$164	\$196	SURFACE	FLAT	ROUND	Stock
HRB-10-SFS		\$170	\$156	\$173	\$204	SURFACE	FLAT	SQUARE	
HRB-10-SCR		\$166	\$150	\$164	\$199	SURFACE	CURVE	ROUND	
HRB-10-SCS		\$173	\$156	\$173	\$207	SURFACE	CURVE	SQUARE	
HRB-10-GFR		\$231	\$214	\$229	\$277	GLASS	FLAT	ROUND	
HRB-10-GFS		\$245	\$225	\$246	\$293	GLASS	FLAT	SQUARE	
HRB-10-GCR		\$233	\$214	\$229	\$279	GLASS	CURVE	ROUND	
HRB-10-GCS		\$247	\$225	\$246	\$297	GLASS	CURVE	SQUARE	
HRB-10-CFR		\$146	\$132	\$146	\$175	CONCRETE	FLAT	ROUND	
HRB-10-CFS		\$153	\$139	\$155	\$183	CONCRETE	FLAT	SQUARE	
HRB-10-CCR		\$148	\$132	\$146	\$177	CONCRETE	CURVE	ROUND	
HRB-10-CCS		\$155	\$139	\$155	\$186	CONCRETE	CURVE	SQUARE	


HRB-11-SFR		\$163	\$150	\$164	\$196	SURFACE	FLAT	ROUND	Stock
HRB-11-SFS		\$170	\$156	\$173	\$204	SURFACE	FLAT	SQUARE	
HRB-11-SCR		\$166	\$150	\$164	\$199	SURFACE	CURVE	ROUND	
HRB-11-SCS		\$173	\$156	\$173	\$207	SURFACE	CURVE	SQUARE	
HRB-11-GFR		\$231	\$214	\$229	\$277	GLASS	FLAT	ROUND	
HRB-11-GFS		\$245	\$225	\$246	\$293	GLASS	FLAT	SQUARE	
HRB-11-GCR		\$233	\$214	\$229	\$279	GLASS	CURVE	ROUND	
HRB-11-GCS		\$247	\$225	\$246	\$297	GLASS	CURVE	SQUARE	
HRB-11-CFR		\$146	\$132	\$146	\$175	CONCRETE	FLAT	ROUND	
HRB-11-CFS		\$153	\$139	\$155	\$183	CONCRETE	FLAT	SQUARE	
HRB-11-CCR		\$148	\$132	\$146	\$177	CONCRETE	CURVE	ROUND	
HRB-11-CCS		\$155	\$139	\$155	\$186	CONCRETE	CURVE	SQUARE	

HRB-12-SFR		\$176	\$159	\$176	\$210	SURFACE	FLAT	ROUND	Stock
HRB-12-SFS		\$183	\$166	\$185	\$219	SURFACE	FLAT	SQUARE	
HRB-12-SCR		\$178	\$159	\$176	\$213	SURFACE	CURVE	ROUND	
HRB-12-SCS		\$185	\$166	\$185	\$222	SURFACE	CURVE	SQUARE	
HRB-12-GFR		\$246	\$223	\$242	\$296	GLASS	FLAT	ROUND	
HRB-12-GFS		\$258	\$235	\$259	\$308	GLASS	FLAT	SQUARE	
HRB-12-GCR		\$246	\$223	\$242	\$294	GLASS	CURVE	ROUND	
HRB-12-GCS		\$260	\$235	\$259	\$312	GLASS	CURVE	SQUARE	
HRB-12-CFR		\$159	\$141	\$159	\$190	CONCRETE	FLAT	ROUND	
HRB-12-CFS		\$166	\$148	\$168	\$198	CONCRETE	FLAT	SQUARE	
HRB-12-CCR		\$160	\$141	\$159	\$192	CONCRETE	CURVE	ROUND	
HRB-12-CCS		\$167	\$148	\$168	\$201	CONCRETE	CURVE	SQUARE	

*PVD Finish (Graphite Black, Satin Rose Gold, Polished Rose Gold, Titanium Gold) minimum order quantity and extended lead time may apply.

Item	Image	List Price				Mounting	Clamp	Rose	Lead Time
		PSS	SSS	SBL / SBR	PVD				PSS,SSS, SBL & SBR
HRB-13-SFR		\$185	\$171	\$186	\$222	SURFACE	FLAT	ROUND	Stock
HRB-13-SFS		\$192	\$178	\$194	\$230	SURFACE	FLAT	SQUARE	
HRB-13-SCR		\$187	\$171	\$186	\$224	SURFACE	CURVE	ROUND	
HRB-13-SCS		\$194	\$184	\$194	\$232	SURFACE	CURVE	SQUARE	
HRB-13-GFR		\$253	\$235	\$251	\$304	GLASS	FLAT	ROUND	
HRB-13-GFS		\$267	\$247	\$268	\$320	GLASS	FLAT	SQUARE	
HRB-13-GCR		\$255	\$235	\$251	\$306	GLASS	CURVE	ROUND	
HRB-13-GCS		\$269	\$247	\$268	\$323	GLASS	CURVE	SQUARE	
HRB-13-CFR		\$168	\$162	\$168	\$201	CONCRETE	FLAT	ROUND	
HRB-13-CFS		\$175	\$161	\$177	\$209	CONCRETE	FLAT	SQUARE	
HRB-13-CCR		\$170	\$154	\$168	\$204	CONCRETE	CURVE	ROUND	
HRB-13-CCS		\$177	\$161	\$177	\$212	CONCRETE	CURVE	SQUARE	




HRB-14-SFR		\$186	\$173	\$186	\$223	SURFACE	FLAT	ROUND	Stock
HRB-14-SFS		\$193	\$179	\$196	\$231	SURFACE	FLAT	SQUARE	
HRB-14-SCR		\$189	\$173	\$186	\$225	SURFACE	CURVE	ROUND	
HRB-14-SCS		\$196	\$179	\$196	\$233	SURFACE	CURVE	SQUARE	
HRB-14-GFR		\$254	\$236	\$252	\$305	GLASS	FLAT	ROUND	
HRB-14-GFS		\$268	\$248	\$269	\$321	GLASS	FLAT	SQUARE	
HRB-14-GCR		\$256	\$238	\$252	\$307	GLASS	CURVE	ROUND	
HRB-14-GCS		\$270	\$248	\$269	\$324	GLASS	CURVE	SQUARE	
HRB-14-CFR		\$169	\$155	\$169	\$202	CONCRETE	FLAT	ROUND	
HRB-14-CFS		\$176	\$162	\$178	\$210	CONCRETE	FLAT	SQUARE	
HRB-14-CCR		\$170	\$155	\$170	\$205	CONCRETE	CURVE	ROUND	
HRB-14-CCS		\$177	\$168	\$178	\$213	CONCRETE	CURVE	SQUARE	









HRB-16-SFR		\$186	\$173	\$186	\$223	SURFACE	FLAT	ROUND	Stock
HRB-16-SFS		\$192	\$179	\$196	\$231	SURFACE	FLAT	SQUARE	
HRB-16-SCR		\$189	\$173	\$186	\$225	SURFACE	CURVE	ROUND	
HRB-16-SCS		\$196	\$179	\$196	\$233	SURFACE	CURVE	SQUARE	
HRB-16-GFR		\$254	\$236	\$252	\$305	GLASS	FLAT	ROUND	
HRB-16-GFS		\$268	\$248	\$269	\$321	GLASS	FLAT	SQUARE	
HRB-16-GCR		\$256	\$238	\$252	\$307	GLASS	CURVE	ROUND	
HRB-16-GCS		\$270	\$248	\$269	\$324	GLASS	CURVE	SQUARE	
HRB-16-CFR		\$169	\$155	\$169	\$202	CONCRETE	FLAT	ROUND	
HRB-16-CFS		\$176	\$162	\$178	\$210	CONCRETE	FLAT	SQUARE	
HRB-16-CCR		\$170	\$155	\$169	\$205	CONCRETE	CURVE	ROUND	
HRB-16-CCS		\$177	\$168	\$178	\$213	CONCRETE	CURVE	SQUARE	


HRB-17-SFR		\$186	\$173	\$186	\$223	SURFACE	FLAT	ROUND	Stock
HRB-17-SFS		\$193	\$179	\$196	\$231	SURFACE	FLAT	SQUARE	
HRB-17-SCR		\$189	\$173	\$186	\$225	SURFACE	CURVE	ROUND	
HRB-17-SCS		\$196	\$179	\$196	\$233	SURFACE	CURVE	SQUARE	
HRB-17-GFR		\$254	\$235	\$252	\$305	GLASS	FLAT	ROUND	
HRB-17-GFS		\$268	\$248	\$269	\$321	GLASS	FLAT	SQUARE	
HRB-17-GCR		\$256	\$238	\$252	\$307	GLASS	CURVE	ROUND	
HRB-17-GCS		\$270	\$248	\$269	\$324	GLASS	CURVE	SQUARE	
HRB-17-CFR		\$169	\$155	\$169	\$202	CONCRETE	FLAT	ROUND	
HRB-17-CFS		\$176	\$162	\$178	\$210	CONCRETE	FLAT	SQUARE	
HRB-17-CCR		\$170	\$155	\$169	\$205	CONCRETE	CURVE	ROUND	
HRB-17-CCS		\$177	\$168	\$178	\$213	CONCRETE	CURVE	SQUARE	

*PVD Finish (Graphite Black, Satin Rose Gold, Polished Rose Gold, Titanium Gold) minimum order quantity and extended lead time may apply.









General Hardware












Item	Image	List Price				Length mm	Width mm	CTC mm	Recess Dpt. mm	Lead Time
		PSS	SSS	SBL/ SBR	PVD					PSS,SSS, SBL & SBR
RC-100		\$53	\$48	\$53	N/A	90	20	70	20	Stock
						Dimensions mm		Thickness mm		
HIB40R		\$77	\$67	\$77	\$92	101.6 x 101.6		3.5	Stock	
HIB45R		\$95	\$79	\$90	\$113	114.3 x 114.3		3.5	Stock (except SBR)	
HLS40L		N/A	\$130	\$143	N/A	101.6 x 101.6		4.5	Stock finishes (SBL & SSS)	
HLS40R		N/A	\$130	\$143	N/A					
HLS45L		N/A	\$164	\$177	N/A	114.3 x 114.3		4.5		
HLS45R		N/A	\$164	\$177	N/A					

Item	Image	List Price				Diameter mm	Thickness mm	Mounting	PSS & SSS
		PSS	SSS	SBL/ SBR	PVD				
SGN-76R1		\$52	\$42	N/A	N/A	76	2	Clear Epoxy	Stock
SGN-76R2									
SGN-76R3									
SGN-76R4									
						Section mm			
SGN-76S1		\$52	\$42	N/A	N/A	76 x 76	2	Clear Epoxy	Stock
SGN-76S2									
SGN-76S3									
SGN-76S4									

Item	Image	List Price				Diameter mm	Thickness mm	Mounting	Recess Dpt. mm	Lead Time
		PSS	SSS	SBL / SBR	PVD					PSS & SSS
SGN-76R5		N/A	\$42	N/A	N/A	76	2	Clear Epoxy	N/A	Stock
SGN-76S5		N/A	\$42	N/A	N/A	Section 76 x 76	2	Clear Epoxy	N/A	Stock

Alphabet & Numerals

Item	Image	List Price				Length mm	Proj. mm	Thickness mm	Screw Type	Lead Time
		PSS	SSS	SBL	PVD					SSS
ALPH5-A		N/A	\$138	\$149	N/A	127	25	9	Threaded Nail	Stock
ALPH5-B										
ALPH5-C										
ALPH5-D										
ALPH5-E										
ALPH5-F										
ALPH5-G										
ALPH5-H										

Item	Image	List Price				Length mm	Proj. mm	Thickness mm	Screw Type	Lead Time
		PSS	SSS	SBL	PVD					SSS
NUMH5-0		N/A	\$138	\$149	N/A	127	25	9	Threaded Nail	Stock
NUMH5-1			\$138	\$149						
NUMH5-2			\$138	\$149						
NUMH5-3			\$138	\$149						
NUMH5-4			\$138	\$149						
NUMH5-5			\$138	\$149						
NUMH5-6			\$138	\$149						
NUMH5-7			\$138	\$149						
NUMH5-8			\$138	\$149						
NUMH5-9			\$138	\$149						
NUM-POST*			\$21	N/A		Post Dimensions mm		Post Length: 25 mm Diameter: 12 mm	N/A	Stock

Hooks

Item	Image	List Price				Diameter/ Width mm	Height mm	Proj. mm	Lead Time
		PSS	SSS	SBL / SBR	PVD				
HK-109		\$46	\$41	\$45	\$55	16	40	65	Stock
HK-144S		\$53	\$45	\$54	\$64	15	35	65	Stock
HK-144D		\$65	\$57	\$68	\$78	25	25	65	Stock
HK-155S		\$62	\$54	\$57	\$74	16	29	65	Stock
HK-155D		\$72	\$64	\$76	\$86	25	34	65	Stock
HK-156		\$54	\$47	\$57	\$65	25	45	65	Stock
						Top Dia. mm	Bottom Dia. mm		
HK-180		\$44	\$37	\$45	\$53	20	20	36	Stock
						Post Dia. mm	Post Length mm	Hook Dim. mm	
HK-187		\$58	\$54	\$65	\$70	19	47	80 x 32	Stock
							Section mm	Proj. mm	
HK-188R		\$47	\$42	\$51	\$57		16 x 16	48	Stock
HK-188S		\$47	\$42	\$50	\$57		17 x 16	49	Stock
						Inside Hook	Outside Hook	Screw Size	
SHK187*		\$102	\$91	\$110	\$123	20(Dia.) x36 (Proj.)	80 (Height) x 32 (Width)	M6	Stock

*SHK187 for glass installation only

*PVD Finish (Graphite Black, Satin Rose Gold, Polished Rose Gold, Titanium Gold) minimum order quantity and extended lead time may apply.

Levers and Locks



Item	List Price				Description	Lead Time
	Passage	PSS	SSS	SBL / SBR		PVD
L01-PAR1	\$266	\$242	\$279	\$320	Lever 1, Round Rose, 62 mm, Passage, 2-3/8" Backset	Stock
L01-PAR2	\$266	\$242	\$279	\$320	Lever 1, Round Rose, 62 mm, Passage, 2-3/4" Backset	
L01-PAS1	\$300	\$268	\$311	\$357	Lever 1, Square Rose, 64 mm, Passage, 2-3/8" Backset	
L01-PAS2	\$300	\$268	\$311	\$357	Lever 1, Square Rose, 64 mm, Passage, 2-3/4" Backset	
Privacy						
L01-PRR1	\$274	\$248	\$288	\$330	Lever 1, Round Rose, 62 mm, Privacy, 2-3/8" Backset	
L01-PRR2	\$274	\$248	\$288	\$330	Lever 1, Round Rose, 62 mm, Privacy, 2-3/4" mm Backset	
L01-PRS1	\$309	\$275	\$319	\$366	Lever 1, Square Rose, 64 mm, Privacy, 2-3/8" Backset	
L01-PRS2	\$309	\$275	\$319	\$366	Lever 1, Square Rose, 64 mm, Privacy, 2-3/4" Backset	
Single Dummy						
L01-SDR	\$98	\$87	\$105	\$120	Lever 1, Round Rose, 62 mm, Single Dummy	
L01-SDS	\$116	\$103	\$120	\$137	Lever 1, Round Rose, 64 mm, Single Dummy	
Full Dummy						
L01-FDR	\$189	\$168	\$204	\$233	Lever 1, Round Rose, 62 mm, Full Dummy	
L01-FDS	\$225	\$200	\$233	\$267	Lever 1, Square Rose, 64 mm, Full Dummy	

◇ Bore: 2-1/8"
◇ Backset: 2-3/8" or 2-3/4" (specify)
◇ Door Thickness: Please specify. (Standard is 1-3/8 to 2") A \$36 charge will apply for door thicknesses between 2-1/2 to 3" (max).
◇ Privacy: Push pin
◇ Latch: 28° retract with 8mm spindle
◇ ALL LEVERS ARE AVAILABLE WITH ROUND OR SQUARE ROSE

***Specialty PVD Finish (Graphite Black, Satin Rose Gold, Polished Rose Gold, Titanium Gold)
Minimum order quantity and extended lead time may apply.**



Item	List Price				Description	Lead Time
	Passage	PSS	SSS	SBL / SBR		PVD
L02-PAR1	\$310	\$279	\$323	\$371	Lever 2, Round Rose, 62 mm, Passage, 2-3/8" Backset	Stock
L02-PAR2	\$310	\$279	\$323	\$371	Lever 2, Round Rose, 62 mm, Passage, 2-3/4" Backset	
L02-PAS1	\$344	\$309	\$355	\$401	Lever 2, Square Rose, 64 mm, Passage, 2-3/8" Backset	
L02-PAS2	\$344	\$309	\$355	\$401	Lever 2, Square Rose, 64 mm, Passage, 2-3/4" Backset	
Privacy						
L02-PRR1	\$319	\$286	\$332	\$381	Lever 2, Round Rose, 62 mm, Privacy, 2-3/8" Backset	
L02-PRR2	\$319	\$286	\$332	\$381	Lever 2, Round Rose, 62 mm, Privacy, 2-3/4" Backset	
L02-PRS1	\$353	\$315	\$363	\$417	Lever 2, Square Rose, 64 mm, Privacy, 2-3/8" Backset	
L02-PRS2	\$353	\$315	\$363	\$417	Lever 2, Square Rose, 64 mm, Privacy, 2-3/4" Backset	
Single Dummy						
L02-SDR	\$120	\$109	\$127	\$145	Lever 2, Round Rose, 62 mm, Single Dummy	
L02-SDS	\$138	\$123	\$143	\$164	Lever 2, Square Rose, 64 mm, Single Dummy	
Full Dummy						
L02-FDR	\$233	\$208	\$248	\$285	Lever 2, Round Rose, 62 mm, Full Dummy	
L02-FDS	\$267	\$239	\$279	\$320	Lever 2, Square Rose, 64 mm, Full Dummy	

◇ Bore: 2-1/8"
◇ Backset: 2-3/8" or 2-3/4" (specify)
◇ Door Thickness: Please specify. (Standard is 1-3/8 to 2") A \$36 charge will apply for door thicknesses between 2-1/2 to 3" (max).
◇ Privacy: Push pin
◇ Latch: 28° retract with 8mm spindle
◇ ALL LEVERS ARE AVAILABLE WITH ROUND OR SQUARE ROSE

***Specialty PVD Finish (Graphite Black, Satin Rose Gold, Polished Rose Gold, Titanium Gold)
Minimum order quantity and extended lead time may apply.**



Item	List Price				Description	Lead Time
	PSS	SSS	SBL / SBR	PVD		PSS,SSS, SBL & SBR
Passage						
L03-PAR1	\$266	\$242	\$279	\$320	Lever 3, Round Rose, 62 mm, Passage, 2-3/8" Backset	Stock
L03-PAR2	\$266	\$242	\$279	\$320	Lever 3, Round Rose, 62 mm, Passage, 2-3/4" Backset	
L03-PAS1	\$300	\$268	\$311	\$357	Lever 3, Square Rose, 64 mm, Passage, 2-3/8" Backset	
L03-PAS2	\$300	\$268	\$311	\$357	Lever 3, Square Rose, 64 mm, Passage, 2-3/4" Backset	
Privacy						
L03-PRR1	\$274	\$248	\$288	\$330	Lever 3, Round Rose, 62 mm, Privacy, 2-3/8" Backset	
L03-PRR2	\$274	\$248	\$288	\$330	Lever 3, Round Rose, 62 mm, Privacy, 2-3/4" Backset	
L03-PRS1	\$309	\$275	\$319	\$366	Lever 3, Square Rose, 64 mm, Privacy, 2-3/8" Backset	
L03-PRS2	\$309	\$275	\$319	\$366	Lever 3, Square Rose, 64 mm, Privacy, 2-3/4" Backset	
Single Dummy						
L03-SDR	\$98	\$87	\$105	\$120	Lever 3, Round Rose, 62 mm, Single Dummy	
L03-SDS	\$116	\$103	\$120	\$137	Lever 3, Square Rose, 64 mm, Single Dummy	
Full Dummy						
L03-FDR	\$189	\$168	\$204	\$233	Lever 3, Round Rose, 62 mm, Full Dummy	
L03-FDS	\$225	\$200	\$233	\$267	Lever 3, Square Rose, 64 mm, Full Dummy	

- ◇ Bore: 2-1/8"
- ◇ Backset: 2-3/8" or 2-3/4" (specify)
- ◇ Door Thickness: Please specify. (Standard is 1-3/8 to 2") A \$36 charge will apply for door thicknesses between 2-1/2 to 3" (max).
- ◇ Privacy: Push pin
- ◇ Latch: 28° retract with 8mm spindle
- ◇ ALL LEVERS ARE AVAILABLE WITH ROUND OR SQUARE ROSE

***Specialty PVD Finish (Graphite Black, Satin Rose Gold, Polished Rose Gold, Titanium Gold)**
 Minimum order quantity and extended lead time may apply.



Item	List Price				Description	Lead Time
	PSS	SSS	SBL / SBR	PVD		PSS,SSS, SBL & SBR
Passage						
L05-PAR1	\$310	\$279	\$323	\$371	Lever 5, Round Rose, 62 mm, Passage, 2-3/8" Backset	Stock
L05-PAR2	\$310	\$279	\$323	\$371	Lever 5, Round Rose, 62 mm, Passage, 2-3/4" Backset	
L05-PAS1	\$344	\$309	\$355	\$401	Lever 5, Square Rose, 64 mm, Passage, 2-3/8" Backset	
L05-PAS2	\$344	\$309	\$355	\$401	Lever 5, Square Rose, 64 mm, Passage, 2-3/4" Backset	
Privacy						
L05-PRR1	\$319	\$286	\$332	\$381	Lever 5, Round Rose, 62 mm, Privacy, 2-3/8" Backset	
L05-PRR2	\$319	\$286	\$332	\$381	Lever 5, Round Rose, 62 mm, Privacy, 2-3/4" Backset	
L05-PRS1	\$353	\$315	\$363	\$417	Lever 5, Square Rose, 64 mm, Privacy, 2-3/8" Backset	
L05-PRS2	\$353	\$315	\$363	\$417	Lever 5, Square Rose, 64 mm, Privacy, 2-3/4" Backset	
Single Dummy						
L05-SDR	\$120	\$109	\$127	\$145	Lever 5, Round Rose, 62 mm, Single Dummy	
L05-SDS	\$138	\$123	\$143	\$164	Lever 5, Square Rose, 64 mm, Single Dummy	
Full Dummy						
L05-FDR	\$233	\$208	\$248	\$285	Lever 5, Round Rose, 62 mm, Full Dummy	
L05-FDS	\$267	\$239	\$279	\$320	Lever 5, Square Rose, 64 mm, Full Dummy	

◇ Bore: 2-1/8"
◇ Backset: 2-3/8" or 2-3/4" (specify)
◇ Door Thickness: Please specify. (Standard is 1-3/8 to 2") A \$36 charge will apply for door thicknesses between 2-1/2 to 3" (max).
◇ Privacy: Push pin
◇ Latch: 28' retract with 8mm spindle
◇ ALL LEVERS ARE AVAILABLE WITH ROUND OR SQUARE ROSE

***Specialty PVD Finish (Graphite Black, Satin Rose Gold, Polished Rose Gold, Titanium Gold)
Minimum order quantity and extended lead time may apply.**



Item	List Price				Description	Lead Time PSS,SSS, SBL & SBR
	Passage	PSS	SSS	SBL / SBR		
L07-PAR1	\$348	\$310	\$361	\$415	Lever 7, Round Rose, 62 mm, Passage, 2-3/8" Backset	Stock
L07-PAR2	\$348	\$310	\$361	\$415	Lever 7, Round Rose, 62 mm, Passage, 2-3/4" Backset	
L07-PAS1	\$382	\$344	\$393	\$450	Lever 7, Square Rose, 64 mm, Passage, 2-3/8" Backset	
L07-PAS2	\$382	\$344	\$393	\$450	Lever 7, Square Rose, 64 mm, Passage, 2-3/4" Backset	
Privacy						
L07-PRR1	\$356	\$316	\$370	\$424	Lever 7, Round Rose, 62 mm, Privacy, 2-3/8" Backset	
L07-PRR2	\$356	\$316	\$370	\$424	Lever 7, Round Rose, 62 mm, Privacy, 2-3/4" Backset	
L07-PRS1	\$391	\$351	\$400	\$459	Lever 7, Square Rose, 64 mm, Privacy, 2-3/8" Backset	
L07-PRS2	\$391	\$351	\$400	\$459	Lever 7, Square Rose, 64 mm, Privacy, 2-3/4" Backset	
Single Dummy						
L07-SDR	\$139	\$125	\$145	\$166	Lever 7, Round Rose, 62 mm, Single Dummy	
L07-SDS	\$156	\$141	\$162	\$185	Lever 7, Square Rose, 64 mm, Single Dummy	
Full Dummy						
L07-FDR	\$271	\$244	\$284	\$326	Lever 7, Round Rose, 62 mm, Full Dummy	
L07-FDS	\$306	\$275	\$319	\$363	Lever 7, Square Rose, 64 mm, Full Dummy	

- ◇ Bore: 2-1/8"
- ◇ Backset: 2-3/8" or 2-3/4" (specify)
- ◇ Door Thickness: Please specify. (Standard is 1-3/8 to 2") A \$36 charge will apply for door thicknesses between 2-1/2 to 3" (max).
- ◇ Privacy: Push pin
- ◇ Latch: 28° retract with 8mm spindle
- ◇ ALL LEVERS ARE AVAILABLE WITH ROUND OR SQUARE ROSE

*Specialty PVD Finish (Graphite Black, Satin Rose Gold, Polished Rose Gold, Titanium Gold)
Minimum order quantity and extended lead time may apply.



Item	List Price				Description	Lead Time
	PSS	SSS	SBL / SBR	PVD		PSS,SSS, SBL & SBR
L09-PAR1	\$348	\$310	\$361	\$415	Lever 9, Round Rose, 62 mm, Passage, 2-3/8" Backset	Stock
L09-PAR2	\$348	\$310	\$361	\$415	Lever 9, Round Rose, 62 mm, Passage, 2-3/4" Backset	
L09-PAS1	\$382	\$344	\$393	\$450	Lever 9, Square Rose, 64 mm, Passage, 2-3/8" Backset	
L09-PAS2	\$382	\$344	\$393	\$450	Lever 9, Square Rose, 64 mm, Passage, 2-3/4" Backset	
Privacy						
L09-PRR1	\$356	\$316	\$370	\$424	Lever 9, Round Rose, 62 mm, Privacy, 2-3/8" Backset	
L09-PRR2	\$356	\$316	\$370	\$424	Lever 9, Round Rose, 62 mm, Privacy, 2-3/4" Backset	
L09-PRS1	\$391	\$351	\$400	\$459	Lever 9, Square Rose, 64 mm, Privacy, 2-3/8" Backset	
L09-PRS2	\$391	\$351	\$400	\$459	Lever 9, Square Rose, 64 mm, Privacy, 2-3/4" Backset	
Single Dummy						
L09-SDR	\$139	\$125	\$145	\$166	Lever 9, Round Rose, 62 mm, Single Dummy	
L09-SDS	\$156	\$141	\$162	\$185	Lever 9, Square Rose, 64 mm, Single Dummy	
Full Dummy						
L09-FDR	\$271	\$244	\$284	\$326	Lever 9, Round Rose, 62 mm, Full Dummy	
L09-FDS	\$306	\$275	\$319	\$363	Lever 9, Square Rose, 64 mm, Full Dummy	

- ◇ Bore: 2-1/8"
- ◇ Backset: 2-3/8" or 2-3/4" (specify)
- ◇ Door Thickness: Please specify. (Standard is 1-3/8 to 2") A \$36 charge will apply for door thicknesses between 2-1/2 to 3" (max).
- ◇ Privacy: Push pin
- ◇ Latch: 28° retract with 8mm spindle
- ◇ ALL LEVERS ARE AVAILABLE WITH ROUND OR SQUARE ROSE

*Specialty PVD Finish (Graphite Black, Satin Rose Gold, Polished Rose Gold, Titanium Gold)
Minimum order quantity and extended lead time may apply.



Item	List Price				Description	Lead Time
	PSS	SSS	SBL / SBR	PVD		PSS,SSS, SBL & SBR
L10-PAR1	\$327	\$295	\$340	\$391	Lever 10, Round Rose, 62 mm, Passage, 2-3/8" Backset	Stock
L10-PAR2	\$327	\$295	\$340	\$391	Lever 10, Round Rose, 62 mm, Passage, 2-3/4" Backset	
L10-PAS1	\$362	\$330	\$372	\$426	Lever 10, Square Rose, 64 mm, Passage, 2-3/8" Backset	
L10-PAS2	\$362	\$330	\$372	\$426	Lever 10, Square Rose, 64 mm, Passage, 2-3/4" Backset	
Privacy						
L10-PRR1	\$335	\$302	\$349	\$400	Lever 10, Round Rose, 62 mm, Privacy, 2-3/8" Backset	
L10-PRR2	\$335	\$302	\$349	\$400	Lever 10, Round Rose, 62 mm, Privacy, 2-3/4" Backset	
L10-PRS1	\$370	\$336	\$380	\$436	Lever 10, Square Rose, 64 mm, Privacy, 2-3/8" Backset	
L10-PRS2	\$370	\$336	\$380	\$436	Lever 10, Square Rose, 64 mm, Privacy, 2-3/4" Backset	
Single Dummy						
L10-SDR	\$128	\$118	\$135	\$154	Lever 10, Round Rose, 62 mm, Single Dummy	
L10-SDS	\$146	\$133	\$151	\$173	Lever 10, Square Rose, 64 mm, Single Dummy	
Full Dummy						
L10-FDR	\$250	\$229	\$267	\$303	Lever 10, Round Rose, 62 mm, Full Dummy	
L10-FDS	\$286	\$260	\$296	\$339	Lever 10, Square Rose, 64 mm, Full Dummy	

◇ Bore: 2-1/8"
◇ Backset: 2-3/8" or 2-3/4" (specify)
◇ Door Thickness: Please specify. (Standard is 1-3/8 to 2") A \$36 charge will apply for door thicknesses between 2-1/2 to 3" (max).
◇ Privacy: Push pin for large rose
◇ Latch: 28' retract with 8mm spindle
◇ ALL LEVERS ARE AVAILABLE WITH ROUND OR SQUARE ROSE

***Specialty PVD Finish (Graphite Black, Satin Rose Gold, Polished Rose Gold, Titanium Gold)
Minimum order quantity and extended lead time may apply.**



Item	List Price				Description	Lead Time
	PSS	SSS	SBL / SBR	PVD		PSS,SSS, SBL & SBR
L16-PAR1	\$327	\$295	\$340	\$391	Lever 16, Round Rose, 62 mm, Passage, 2-3/8" Backset	Stock
L16-PAR2	\$327	\$295	\$340	\$391	Lever 16, Round Rose, 62 mm, Passage, 2-3/4" Backset	
L16-PAS1	\$362	\$330	\$372	\$426	Lever 16, Square Rose, 64 mm, Passage, 2-3/8" Backset	
L16-PAS2	\$362	\$330	\$372	\$426	Lever 16, Square Rose, 64 mm, Passage, 2-3/4" Backset	
Privacy						
L16-PRR1	\$335	\$302	\$349	\$400	Lever 16, Round Rose, 62 mm, Privacy, 2-3/8" Backset	
L16-PRR2	\$335	\$302	\$349	\$400	Lever 16, Round Rose, 62 mm, Privacy, 2-3/4" Backset	
L16-PRS1	\$370	\$336	\$380	\$436	Lever 16, Square Rose, 64 mm, Privacy, 2-3/8" Backset	
L16-PRS2	\$370	\$336	\$380	\$436	Lever 16, Square Rose, 64 mm, Privacy, 2-3/4" Backset	
Single Dummy						
L16-SDR	\$128	\$118	\$135	\$154	Lever 16, Round Rose, 62 mm, Single Dummy	
L16-SDS	\$146	\$133	\$151	\$173	Lever 16, Square Rose, 64 mm, Single Dummy	
Full Dummy						
L16-FDR	\$250	\$229	\$267	\$303	Lever 16, Round Rose, 62 mm, Full Dummy	
L16-FDS	\$286	\$260	\$296	\$339	Lever 16, Square Rose, 64 mm, Full Dummy	

◇ Bore: 2-1/8"
◇ Backset: 2-3/8" or 2-3/4" (specify)
◇ Privacy: Push pin
◇ Latch: 28° retract with 8mm spindle
◇ ALL LEVERS ARE AVAILABLE WITH ROUND OR SQUARE ROSE

*Specialty PVD Finish (Graphite Black, Satin Rose Gold, Polished Rose Gold, Titanium Gold)
Minimum order quantity and extended lead time may apply.



Item	List Price				Description	Lead Time
	PSS	SSS	SBL / SBR	PVD		PSS,SSS, SBL & SBR
L19-PAR1	\$348	\$310	\$361	\$415	Lever 19, Round Rose, 62 mm, Passage, 2-3/8" Backset	Stock
L19-PAR2	\$348	\$310	\$361	\$415	Lever 19, Round Rose, 62 mm, Passage, 2-3/4" Backset	
L19-PAS1	\$382	\$344	\$393	\$450	Lever 19, Square Rose, 64 mm, Passage, 2-3/8" Backset	
L19-PAS2	\$382	\$344	\$393	\$450	Lever 19, Square Rose, 64 mm, Passage, 2-3/4" Backset	
Privacy						
L19-PRR1	\$356	\$316	\$370	\$424	Lever 19, Round Rose, 62 mm, Privacy, 2-3/8" Backset	
L19-PRR2	\$356	\$316	\$370	\$424	Lever 19, Round Rose, 62 mm, Privacy, 2-3/4" Backset	
L19-PRS1	\$391	\$351	\$400	\$459	Lever 19, Square Rose, 64 mm, Privacy, 2-3/8" Backset	
L19-PRS2	\$391	\$351	\$400	\$459	Lever 19, Square Rose, 64 mm, Privacy, 2-3/4" Backset	
Single Dummy						
L19-SDR-L	\$139	\$125	\$145	\$166	Lever 19, Round Rose, 62 mm, Single Dummy Left Hand	
L19-SDR-R	\$139	\$125	\$145	\$166	Lever 19, Round Rose, 62 mm, Single Dummy Right Hand	
L19-SDS-L	\$156	\$141	\$162	\$185	Lever 19, Square Rose, 64 mm, Single Dummy Left Hand	
L19-SDS-R	\$156	\$141	\$162	\$185	Lever 19, Square Rose, 64 mm, Single Dummy Right Hand	
Full Dummy						
L19-FDR	\$271	\$244	\$284	\$326	Lever 19, Round Rose, 62 mm, Full Dummy	
L19-FDS	\$306	\$275	\$319	\$363	Lever 19, Square Rose, 64 mm, Full Dummy	

- ◇ Bore: 2-1/8"
- ◇ Backset: 2-3/8" or 2-3/4" (specify)
- ◇ Door Thickness: Please specify. (Standard is 1-3/8 to 2") A \$36 charge will apply for door thicknesses between 2-1/2 to 3" (max).
- ◇ Privacy: Push pin
- ◇ Latch: 28° retract with 8mm spindle
- ◇ ALL LEVERS ARE AVAILABLE WITH ROUND OR SQUARE ROSE

***Specialty PVD Finish (Graphite Black, Satin Rose Gold, Polished Rose Gold, Titanium Gold)
Minimum order quantity and extended lead time may apply.**



Item	List Price				Description	Lead Time PSS,SSS, SBL & SBR
	Passage	PSS	SSS	SBL / SBR		
L26-PAR1	\$327	\$295	\$340	\$391	Lever 26, Round Rose, 62 mm, Passage, 2-3/8" Backset	Stock
L26-PAR2	\$327	\$295	\$340	\$391	Lever 26, Round Rose, 62 mm, Passage, 2-3/4" Backset	
L26-PAS1	\$362	\$330	\$372	\$426	Lever 26, Square Rose, 64 mm, Passage, 2-3/8" Backset	
L26-PAS2	\$362	\$330	\$372	\$426	Lever 26, Square Rose, 64 mm, Passage, 2-3/4" Backset	
Privacy						
L26-PRR1	\$335	\$302	\$349	\$400	Lever 26, Round Rose, 62 mm, Privacy, 2-3/8" Backset	
L26-PRR2	\$335	\$302	\$349	\$400	Lever 26, Round Rose, 62 mm, Privacy, 2-3/4" Backset	
L26-PRS1	\$370	\$336	\$380	\$436	Lever 26, Square Rose, 64 mm, Privacy, 2-3/8" Backset	
L26-PRS2	\$370	\$336	\$380	\$436	Lever 26, Square Rose, 64 mm, Privacy, 2-3/4" Backset	
Single Dummy						
L26-SDR	\$128	\$118	\$135	\$154	Lever 26, Round Rose, 62 mm, Single Dummy	
L26-SDS	\$146	\$133	\$151	\$173	Lever 26, Square Rose, 64 mm, Single Dummy	
Full Dummy						
L26-FDR	\$250	\$229	\$267	\$303	Lever 26, Round Rose, 62 mm, Full Dummy	
L26-FDS	\$286	\$260	\$296	\$339	Lever 26, Square Rose, 64 mm, Full Dummy	

◇ Bore: 2-1/8"
◇ Backset: 2-3/8" or 2-3/4" (specify)
◇ Door Thickness: Please specify. (Standard is 1-3/8 to 2") A \$36 charge will apply for door thicknesses between 2-1/2 to 3" (max).
◇ Privacy: Push pin
◇ Latch: 28' retract with 8mm spindle
◇ ALL LEVERS ARE AVAILABLE WITH ROUND OR SQUARE ROSE

***Specialty PVD Finish (Graphite Black, Satin Rose Gold, Polished Rose Gold, Titanium Gold)
Minimum order quantity and extended lead time may apply.**



Item	List Price				Description	Lead Time
	PSS	SSS	SBL / SBR	PVD		PSS,SSS, SBL & SBR
L63-PAR1	\$348	\$310	\$361	\$415	Lever 63, Round Rose, 62 mm, Passage, 2-3/8" Backset	Stock
L63-PAR2	\$348	\$310	\$361	\$415	Lever 63, Round Rose, 62 mm, Passage, 2-3/4" Backset	
L63-PAS1	\$382	\$344	\$393	\$450	Lever 63, Square Rose, 64 mm, Passage, 2-3/8" Backset	
L63-PAS2	\$382	\$344	\$393	\$450	Lever 63, Square Rose, 64 mm, Passage, 2-3/4" Backset	
Privacy						
L63-PRR1	\$356	\$316	\$370	\$424	Lever 63, Round Rose, 62 mm, Privacy, 2-3/8" Backset	
L63-PRR2	\$356	\$316	\$370	\$424	Lever 63, Round Rose, 62 mm, Privacy, 2-3/4" Backset	
L63-PRS1	\$391	\$351	\$400	\$459	Lever 63, Square Rose, 64 mm, Privacy, 2-3/8" Backset	
L63-PRS2	\$391	\$351	\$400	\$459	Lever 63, Square Rose, 64 mm, Privacy, 2-3/4" Backset	
Single Dummy						
L63-SDR	\$139	\$125	\$145	\$166	Lever 63, Round Rose, 62 mm, Single Dummy	
L63-SDS	\$156	\$141	\$162	\$185	Lever 63, Square Rose, 64 mm, Single Dummy	
Full Dummy						
L63-FDR	\$271	\$244	\$284	\$326	Lever 63, Round Rose, 62 mm, Full Dummy	
L63-FDS	\$306	\$275	\$319	\$363	Lever 63, Square Rose, 64 mm, Full Dummy	

◇ Bore: 2-1/8"
◇ Backset: 2-3/8" or 2-3/4" (specify)
◇ Door Thickness: Please specify. (Standard is 1-3/8 to 2") A \$36 charge will apply for door thicknesses between 2-1/2 to 3" (max).
◇ Privacy: Push pin
◇ Latch: 28° retract with 8mm spindle
◇ ALL LEVERS ARE AVAILABLE WITH ROUND OR SQUARE ROSE

***Specialty PVD Finish (Graphite Black, Satin Rose Gold, Polished Rose Gold, Titanium Gold)
Minimum order quantity and extended lead time may apply.**



Item	List Price				Description	Lead Time PSS,SSS, SBL & SBR
	Passage	PSS	SSS	SBL / SBR		
L78-PAR1	\$348	\$310	\$361	\$415	Lever 78, Round Rose, 62 mm, Passage, 2-3/8" Backset	Stock
L78-PAR2	\$348	\$310	\$361	\$415	Lever 78, Round Rose, 62 mm, Passage, 2-3/4" Backset	
L78-PAS1	\$382	\$344	\$393	\$450	Lever 78, Square Rose, 64 mm, Passage, 2-3/8" Backset	
L78-PAS2	\$382	\$344	\$393	\$450	Lever 78, Square Rose, 64 mm, Passage, 2-3/4" Backset	
Privacy						
L78-PRR1	\$356	\$316	\$370	\$424	Lever 78, Round Rose, 62 mm, Privacy, 2-3/8" Backset	
L78-PRR2	\$356	\$316	\$370	\$424	Lever 78, Round Rose, 62 mm, Privacy, 2-3/4" Backset	
L78-PRS1	\$391	\$351	\$400	\$459	Lever 78, Square Rose, 64 mm, Privacy, 2-3/8" Backset	
L78-PRS2	\$391	\$351	\$400	\$459	Lever 78, Square Rose, 64 mm, Privacy, 2-3/4" Backset	
Single Dummy						
L78-SDR	\$139	\$125	\$145	\$166	Lever 78, Round Rose, 62 mm, Single Dummy	
L78-SDS	\$156	\$141	\$162	\$185	Lever 78, Square Rose, 64 mm, Single Dummy	
Full Dummy						
L78-FDR	\$271	\$244	\$284	\$326	Lever 78, Round Rose, 62 mm, Full Dummy	
L78-FDS	\$306	\$275	\$319	\$363	Lever 78, Square Rose, 64 mm, Full Dummy	

◇ Bore: 2-1/8"
◇ Backset: 2-3/8" or 2-3/4" (specify)
◇ Door Thickness: Please specify. (Standard is 1-3/8 to 2") A \$36 charge will apply for door thicknesses between 2-1/2 to 3" (max).
◇ Privacy: Push pin
◇ Latch: 28' retract with 8mm spindle
◇ ALL LEVERS ARE AVAILABLE WITH ROUND OR SQUARE ROSE


***Specialty PVD Finish (Graphite Black, Satin Rose Gold, Polished Rose Gold, Titanium Gold)
Minimum order quantity and extended lead time may apply.**



Item	List Price				Description	Lead Time
	PSS	SSS	SBL / SBR	PVD		PSS,SSS, SBL & SBR
Passage						
L87-PAR1	\$348	\$310	\$361	\$415	Lever 87, Round Rose, 62 mm, Passage, 2-3/8" Backset	Stock
L87-PAR2	\$348	\$310	\$361	\$415	Lever 87, Round Rose, 62 mm, Passage, 2-3/4" Backset	
L87-PAS1	\$382	\$344	\$393	\$450	Lever 87, Square Rose, 64 mm, Passage, 2-3/8" Backset	
L87-PAS2	\$382	\$344	\$393	\$450	Lever 87, Square Rose, 64 mm, Passage, 2-3/4" Backset	
Privacy						
L87-PRR1	\$356	\$316	\$370	\$424	Lever 87, Round Rose, 62 mm, Privacy, 2-3/8" Backset	
L87-PRR2	\$356	\$316	\$370	\$424	Lever 87, Round Rose, 62 mm, Privacy, 2-3/4" Backset	
L87-PRS1	\$391	\$351	\$400	\$459	Lever 87, Square Rose, 64 mm, Privacy, 2-3/8" Backset	
L87-PRS2	\$391	\$351	\$400	\$459	Lever 87, Square Rose, 64 mm, Privacy, 2-3/4" Backset	
Single Dummy						
L87-SDR	\$139	\$125	\$145	\$166	Lever 87, Round Rose, 62 mm, Single Dummy	
L87-SDS	\$156	\$141	\$162	\$185	Lever 87, Square Rose, 64 mm, Single Dummy	
Full Dummy						
L87-FDR	\$271	\$244	\$284	\$326	Lever 87, Round Rose, 62 mm, Full Dummy	
L87-FDS	\$306	\$275	\$319	\$363	Lever 87, Square Rose, 64 mm, Full Dummy	

◇ Bore: 2-1/8"
◇ Backset: 2-3/8" or 2-3/4" (specify)
◇ Door Thickness: Please specify. (Standard is 1-3/8 to 2") A \$36 charge will apply for door thicknesses between 2-1/2 to 3" (max).
◇ Privacy: Push pin
◇ Latch: 28° retract with 8mm spindle
◇ ALL LEVERS ARE AVAILABLE WITH ROUND OR SQUARE ROSE

*Specialty PVD Finish (Graphite Black, Satin Rose Gold, Polished Rose Gold, Titanium Gold).
Minimum order quantity and extended lead time may apply.



Item	List Price				Description	Lead Time
	Passage	PSS	SSS	SBL / SBR		
L90-PAR1	\$327	\$295	\$340	\$391	Lever 90, Round Rose, 62 mm, Passage, 2-3/8" Backset	
L90-PAR2	\$327	\$295	\$340	\$391	Lever 90, Round Rose, 62 mm, Passage, 2-3/4" Backset	
L90-PAS1	\$362	\$330	\$372	\$426	Lever 90, Square Rose, 64 mm, Passage, 2-3/8" Backset	
L90-PAS2	\$362	\$330	\$372	\$426	Lever 90, Square Rose, 64 mm, Passage, 2-3/4" Backset	
Privacy						
L90-PRR1	\$335	\$302	\$349	\$400	Lever 90, Round Rose, 62 mm, Privacy, 2-3/8" Backset	
L90-PRR2	\$335	\$302	\$349	\$400	Lever 90, Round Rose, 62 mm, Privacy, 2-3/4" Backset	
L90-PRS1	\$370	\$336	\$380	\$436	Lever 90, Square Rose, 64 mm, Privacy, 2-3/8" Backset	Stock
L90-PRS2	\$370	\$336	\$380	\$436	Lever 90, Square Rose, 64 mm, Privacy, 2-3/4" Backset	
Single Dummy						
L90-SDR	\$128	\$118	\$135	\$154	Lever 90, Round Rose, 62 mm, Single Dummy	
L90-SDS	\$146	\$133	\$151	\$173	Lever 90, Square Rose, 64 mm, Single Dummy	
Full Dummy						
L90-FDR	\$250	\$229	\$267	\$303	Lever 90, Round Rose, 62 mm, Full Dummy	
L90-FDS	\$286	\$260	\$296	\$339	Lever 90, Square Rose, 64 mm, Full Dummy	

◇ Bore: 2-1/8"
◇ Backset: 2-3/8" or 2-3/4" (specify)
◇ Door Thickness: Please specify. (Standard is 1-3/8 to 2") A \$36 charge will apply for door thicknesses between 2-1/2 to 3" (max).
◇ Privacy: Push pin
◇ Latch: 28° retract with 8mm spindle
◇ ALL LEVERS ARE AVAILABLE WITH ROUND OR SQUARE ROSE


***Specialty PVD Finish (Graphite Black, Satin Rose Gold, Polished Rose Gold, Titanium Gold)
Minimum order quantity and extended lead time may apply.**



Item	List Price				Description	Lead Time
	Passage	PSS	SSS	SBL / SBR		PVD
L92-PAR1	\$327	\$295	\$340	\$391	Lever 92, Round Rose, 62 mm, Passage, 2-3/8" Backset	Stock
L92-PAR2	\$327	\$295	\$340	\$391	Lever 92, Round Rose, 62 mm, Passage, 2-3/4" Backset	
L92-PAS1	\$362	\$330	\$372	\$426	Lever 92, Square Rose, 64 mm, Passage, 2-3/8" Backset	
L92-PAS2	\$362	\$330	\$372	\$426	Lever 92, Square Rose, 64 mm, Passage, 2-3/4" Backset	
Privacy						
L92-PRR1	\$335	\$302	\$349	\$400	Lever 92, Round Rose, 62 mm, Privacy, 2-3/8" Backset	
L92-PRR2	\$335	\$302	\$349	\$400	Lever 92, Round Rose, 62 mm, Privacy, 2-3/4" Backset	
L92-PRS1	\$370	\$336	\$380	\$436	Lever 92, Square Rose, 64 mm, Privacy, 2-3/8" Backset	
L92-PRS2	\$370	\$336	\$380	\$436	Lever 92, Square Rose, 64 mm, Privacy, 2-3/4" Backset	
Single Dummy						
L92-SDR	\$128	\$118	\$135	\$154	Lever 92, Round Rose, 62 mm, Single Dummy	
L92-SDS	\$146	\$133	\$151	\$173	Lever 92, Square Rose, 64 mm, Single Dummy	
Full Dummy						
L92-FDR	\$250	\$229	\$267	\$303	Lever 92, Round Rose, 62 mm, Full Dummy	
L92-FDS	\$286	\$260	\$296	\$339	Lever 92, Square Rose, 64 mm, Full Dummy	

- ◇ Bore: 2-1/8"
- ◇ Backset: 2-3/8" or 2-3/4" (specify)
- ◇ Door Thickness: Please specify. (Standard is 1-3/8 to 2") A \$36 charge will apply for door thicknesses between 2-1/2 to 3" (max).
- ◇ Privacy: Push pin
- ◇ Latch: 28° retract with 8mm spindle
- ◇ ALL LEVERS ARE AVAILABLE WITH ROUND OR SQUARE ROSE

***Specialty PVD Finish (Graphite Black, Satin Rose Gold, Polished Rose Gold, Titanium Gold)
Minimum order quantity and extended lead time may apply.**



Item	List Price				Description	Lead Time
	Passage	PSS	SSS	SBL / SBR		PVD
L96-PAR1	\$327	\$295	\$340	\$391	Lever 96, Round Rose, 62 mm, Passage, 2-3/8" Backset	Stock
L96-PAR2	\$327	\$295	\$340	\$391	Lever 96, Round Rose, 62 mm, Passage, 2-3/4" Backset	
L96-PAS1	\$362	\$330	\$372	\$426	Lever 96, Square Rose, 64 mm, Passage, 2-3/8" Backset	
L96-PAS2	\$362	\$330	\$372	\$426	Lever 96, Square Rose, 64 mm, Passage, 2-3/4" Backset	
Privacy						
L96-PRR1	\$335	\$302	\$349	\$400	Lever 96, Round Rose, 62 mm, Privacy, 2-3/8" Backset	
L96-PRR2	\$335	\$302	\$349	\$400	Lever 96, Round Rose, 62 mm, Privacy, 2-3/4" Backset	
L96-PRS1	\$370	\$336	\$380	\$436	Lever 96, Square Rose, 64 mm, Privacy, 2-3/8" Backset	
L96-PRS2	\$370	\$336	\$380	\$436	Lever 96, Square Rose, 64 mm, Privacy, 2-3/4" Backset	
Single Dummy						
L96-SDR	\$128	\$118	\$135	\$154	Lever 96, Round Rose, 62 mm, Single Dummy	
L96-SDS	\$146	\$133	\$151	\$173	Lever 96, Square Rose, 64 mm, Single Dummy	
Full Dummy						
L96-FDR	\$250	\$229	\$267	\$303	Lever 96, Round Rose, 62 mm, Full Dummy	
L96-FDS	\$286	\$260	\$296	\$339	Lever 96, Square Rose, 64 mm, Full Dummy	

- ◇ Bore: 2-1/8"
- ◇ Backset: 2-3/8" or 2-3/4" (specify)
- ◇ Door Thickness: Please specify. (Standard is 1-3/8 to 2") A \$36 charge will apply for door thicknesses between 2-1/2 to 3" (max).
- ◇ Privacy: Push pin
- ◇ Latch: 28° retract with 8mm spindle
- ◇ ALL LEVERS ARE AVAILABLE WITH ROUND OR SQUARE ROSE

*Specialty PVD Finish (Graphite Black, Satin Rose Gold, Polished Rose Gold, Titanium Gold)
Minimum order quantity and extended lead time may apply.



Item	List Price				Description	Lead Time
	PSS	SSS	SBL/ SBR	PVD		PSS,SSS, SBL & SBR
Passage						
K66-PAR1	\$266	\$242	\$279	\$320	Knob 66, Round Rose, 62 mm, Passage, 2-3/8" Backset 2-3/4" Backset is not available at this time	Stock
K66-PAS1	\$300	\$268	\$311	\$357	Knob 66, Square Rose, 64 mm, Passage, 2-3/8" Backset 2-3/4" Backset is not available at this time	
Privacy						
K66-PRR1	\$274	\$248	\$288	\$330	Knob 66, Round Rose, 62 mm, Privacy, 2-3/8" Backset 2-3/4" Backset is not available at this time	
K66-PRS1	\$309	\$275	\$319	\$366	Knob 66, Square Rose, 64 mm, Privacy, 2-3/8" Backset 2-3/4" Backset is not available at this time	
Single Dummy						
K66-SDR	\$98	\$87	\$105	\$120	Knob 66, Round Rose, 62 mm, Single Dummy	
K66-SDS	\$116	\$103	\$120	\$137	Knob 66, Square Rose, 64 mm, Single Dummy	
Full Dummy						
K66-FDR	\$189	\$168	\$204	\$233	Knob 66, Round Rose, 62 mm, Full Dummy	
K66-FDS	\$225	\$200	\$233	\$267	Knob 66, Square Rose, 64 mm, Full Dummy	

◇ Bore: 2-1/8"
◇ Backset: 2-3/8"
◇ Door Thickness: Please specify. (Standard is 1-3/8 to 2") A \$36 charge will apply for door thicknesses between 2-1/2 to 3" (max).
◇ Privacy: Push pin
◇ Latch: 28° retract with 8mm spindle
◇ ALL LEVERS ARE AVAILABLE WITH ROUND OR SQUARE ROSE

***Specialty PVD Finish (Graphite Black, Satin Rose Gold, Polished Rose Gold, Titanium Gold)
Minimum order quantity and extended lead time may apply.**



Item	List Price				Description	Lead Time
	PSS	SSS	SBL / SBR	PVD		PSS,SSS, SBL & SBR
Passage						
K80-PAR1	\$310	\$279	\$323	\$371	Knob 80, Round Rose, 62 mm, Passage, 2-3/8" Backset	Stock
K80-PAR2					2-3/4" Backset is not available at this time	
K80-PAS1	\$344	\$309	\$355	\$401	Knob 80, Square Rose, 64 mm, Passage, 2-3/8" Backset	
K80-PAS2					2-3/4" Backset is not available at this time	
Privacy						
K80-PRR1	\$319	\$286	\$332	\$381	Knob 80, Round Rose, 62 mm, Privacy, 2-3/8" Backset	
K80-PRR2					2-3/4" Backset is not available at this time	
K80-PRS1	\$353	\$315	\$363	\$417	Knob 80, Square Rose, 64 mm, Privacy, 2-3/8" Backset	
K80-PRS2					2-3/4" Backset is not available at this time	
Single Dummy						
K80-SDR	\$120	\$109	\$127	\$145	Knob 80, Round Rose, 62 mm, Single Dummy	
K80-SDS	\$138	\$123	\$143	\$164	Knob 80, Square Rose, 64 mm, Single Dummy	
Full Dummy						
K80-FDR	\$233	\$208	\$248	\$285	Knob 80, Round Rose, 62 mm, Full Dummy	
K80-FDS	\$267	\$239	\$279	\$320	Knob 80, Square Rose, 64 mm, Full Dummy	

◇ Bore: 2-1/8"

◇ Backset: 2-3/8"







◇ Door Thickness: Please specify. (Standard is 1-3/8 to 2") A \$36 charge will apply for door thicknesses between 2-1/2 to 3" (max).


◇ Privacy: Push pin

◇ Latch: 28° retract with 8mm spindle

◇ ALL LEVERS ARE AVAILABLE WITH ROUND OR SQUARE ROSE

***Specialty PVD Finish (Graphite Black, Satin Rose Gold, Polished Rose Gold, Titanium Gold)**
 Minimum order quantity and extended lead time may apply.


Item	Image	List Price				Rose Section mm	Turn Piece Dimension mm	Lead Time
		PSS	SSS	SBL / SBR	PVD			PSS & SSS
TPER-200S-AD**		\$434	\$387	N/A	N/A	48x48x10	63x62x8	Limited stock
TPER-200S-RC*		\$363	\$341	N/A	N/A		48x16x22	Stock
TPER-200S-OV*		\$346	\$341	N/A	N/A			
TPER-100R-AD**		\$434	\$392	N/A	N/A	50x10	63x32x22	Limited stock
TPER-100R-RC*		\$344	\$324	N/A	N/A		48x16x22	Stock
TPER-100R-OV*		\$344	\$324	N/A	N/A			


PRB-60		\$74	\$65	\$81	\$92	2 3/8"	Privacy Bolt	Stock
PRB-70		\$74	\$65	\$81	\$92	2 3/4"	Privacy Bolt	Stock

Prices shown for complete set with 2-3/8" backset bolt (for OV & RC). For 2-3/4" bolt, please specify (no upcharge)


Prices shown for complete set for ADA with 2-3/4" privacy bolt

Item	Image	List Price				Backset mm	Function mm	Lead Time
		PSS	SSS	SBL / SBR	PVD			PSS,SSS, SBL & SBR
LT-2860		\$63			\$76	60	Passage	Stock
LT-2861		\$68			\$84	60	Privacy	
LT-2870		\$63			\$76	70	Passage	
LT-2871		\$68			\$84	70	Privacy	

LT-2860KN (Knob)		\$37			\$42	60	Privacy	Stock
LT-2861KN (Knob)		\$42			\$47	60	Passage	

L-EXTKIT-PA-USS (for DT 2-1/2 to 3")			\$38			N/A	Passage	Stock
L-EXTKIT-PR-USS (for DT 2-1/2 to 3")			\$38			N/A	Privacy	

*Includes longer spindle and screws.



















						Length mm	Door Thickness	
LL-PIN43		\$26	\$19	\$26	\$32	43	1 3/8" - 3"	Stock

*L-EXTKIT-PA/ PR-USS: For door thicknesses between 2-1/2 to 3".

*PVD Finish (Graphite Black, Satin Rose Gold, Polished Rose Gold, Titanium Gold) minimum order quantity and extended lead time may apply.


Item	Image	List Price				Turn Piece mm	Projection. mm	Rose mm	Spindle mm	Lead Time
		PSS	SSS	SBL / SBR	PVD					PSS & SSS
TP10S		\$114	\$106	\$132	\$151	11 x 30.5	25	39	5 Diamond	Stock
TP10R		\$114	\$106	\$132	\$151	11 x 30.5	25	39	5 Diamond	Stock
						Inside (Hole) Dia. mm	Outside Dia. mm	Projection mm		
CC-50R		\$76	\$69	\$87	\$100	33	50	6	N/A	Stock
							Outside Dim. mm			
CC-50S		\$76	\$69	\$87	\$100	33	50 x 50	6	N/A	Stock

*PVD Finish (Graphite Black, Satin Rose Gold, Polished Rose Gold, Titanium Gold) minimum order quantity and extended lead time may apply.

Lever	Image	List Price				Lead Time: PSS, SSS, SBL & SBR
		PSS	SSS	SBL / SBR	PVD	
L01H		\$49	\$41	\$50	\$58	Stock
L02H		\$75	\$64	\$77	\$88	
L03H		\$49	\$41	\$50	\$58	
L05H		\$75	\$64	\$77	\$88	
L06S	Coming Soon!					
L07S		\$82	\$72	\$84	\$97	
L09H		\$82	\$72	\$84	\$97	
L10H			\$82	\$72	\$84	
L16S		\$82	\$72	\$84	\$97	
L19S		\$82	\$72	\$84	\$97	
L26H		\$82	\$72	\$84	\$97	Stock
L63H		\$82	\$72	\$84	\$97	
L78H		\$82	\$72	\$84	\$97	
L87H		\$82	\$72	\$84	\$97	
L90H		\$82	\$72	\$84	\$97	
L92H		\$82	\$72	\$84	\$97	
L96H		\$82	\$72	\$84	\$97	
K66H		\$49	\$41	\$50	\$58	
K80H		\$75	\$64	\$77	\$88	

Levers without roses:
All Levers are reversible except L19.
For Lever 19, please specify Left or Right if ordering only one lever.

***Specialty PVD Finish (Graphite Black, Satin Rose Gold, Polished Rose Gold, Titanium Gold) minimum order quantity and extended lead time may apply.**

Item	Image	Description	List Price				Lead Time
			PSS	SSS	SBL / SBR	PVD	
MLL-9148LXL		Deadbolt by key outside and turn piece inside. Turning inside lever retracts latch and deadbolt simultaneously. Outside lever remains locked until manually unlocked by toggle. Left hand	Call for Current Price		N/A		Special Order
MLR-9148LXL		Deadbolt by key outside and turn piece inside. Turning inside lever retracts latch and deadbolt simultaneously. Outside lever remains locked until manually unlocked by toggle. Right hand	Call for Current Price		N/A		
MLL-9148KXK		Mortise lock, Knob X Knob. Deadbolt by key outside and turn piece inside. Turning inside knob retracts latch and deadbolt simultaneously. Outside knob remains locked until manually unlocked by toggle. Left hand	Call for Current Price		N/A		
MLR-9148KXK		Deadbolt by key outside and turn piece inside. Turning inside knob retracts latch and deadbolt simultaneously. Outside knob remains locked until manually unlocked by toggle. Right hand	Call for Current Price		N/A		
		MARINE GRADE Mortise Lock, Lever x Lever.					
MLL-9149LXL		Deadbolt by key outside and turn piece inside. Turning inside lever retracts latch and deadbolt simultaneously. Outside lever remains unlocked until manually unlocked by toggle. Left hand	Call for Current Price		N/A		
MLR-9149LXL		Deadbolt by key outside and turn piece inside. Turning inside lever retracts latch and deadbolt simultaneously. Outside lever remains unlocked until manually unlocked by toggle. Right Hand	Call for Current Price		N/A		
		MARINE GRADE Mortise Lock, Knob x Knob.					
MLL-9149KXK		Deadbolt by key outside and turn piece inside. Turning inside lever retracts latch and deadbolt simultaneously. Outside lever remains unlocked until manually unlocked by toggle. Left hand	Call for Current Price		N/A		
MLR-9149KXK		Deadbolt by key outside and turn piece inside. Turning inside lever retracts latch and deadbolt simultaneously. Outside lever remains unlocked until manually unlocked by toggle. Right Hand	Call for Current Price		N/A		
MLL-9124LXL		Deadbolt by key outside and turn piece inside. Turning inside lever retracts latch and deadbolt simultaneously, automatically unlocking outside lever. Left hand	Call for Price		N/A	N/A	
MLR-9124RXL		Deadbolt by key outside and turn piece inside. Turning inside lever retracts latch and deadbolt simultaneously, automatically unlocking outside lever. Right hand	Call for Price		N/A	N/A	
		MARINE GRADE Mortise lock, Knob x Knob.					
MLL-9124KXK		Deadbolt by key outside and turn piece inside. Turning inside knob retracts latch and deadbolt simultaneously, automatically unlocking outside lever. Left hand	Call for Price		N/A	N/A	
MLR-9124KXK		Deadbolt by key outside and turn piece inside. Turning inside knob retracts latch and deadbolt simultaneously, automatically unlocking outside lever. Right hand	Call for Price		N/A	N/A	

Mortise Cylinder Options For ERA Trims		Price	N/A	N/A	2 weeks
MC30-180C-YA	For door thickness 1-3/4"	\$290			
MC30-181C-YA	For door thickness 2"	\$290			
MC30-182C-YA	For door thickness 2-1/4"	\$290			
MC30-183C-YA	For door thickness 2-1/2"	\$290			
MC30-184C-YA	For door thickness 2-3/4"	\$353			
MC30-185C-YA	For door thickness 3"	\$353			
MC30-186C-YB	For door thickness 3-1/2"	\$398			
Mortise Cylinder Options For EPA Trims					

Leadtime: PVD finishes 6-8 weeks

ALL MORTISE LOCKS ARE NON-RETURNABLE

◇ How to order: Trim X Levers X Lock body X Cylinder

For example - If you like to use EPA trim for 2" thick left hand door with LL2 lever, you need to order EPA250-92U-SSS X L2LMR X L2RMR X MLL-9149LXL (specify backset) X MC30-179YA-26D.

◇ (A) All mortise locks and mortise cylinders prices are net and **NO DISCOUNT WILL BE OFFERED** (B) For other functions on mortise locks, please call customer service or visit the lock manufacturer's website at











www accuratelockandhardware.com

*PVD Finish (Graphite Black, Titanium Gold) minimum order quantity and extended lead time may apply.

Item	Image	Description	List Price				Lead Time
			PSS	SSS	SBL / SBR	PVD	PSS & SSS
ERA52S-92U ³		Entrance trim for lever by lever application mortise lock using 52 mm square rose (without lever) ◇ Add 1 pair of lever (without rose), mortise lock and cylinder	\$2,163	\$1,847	\$2,245	N/A	Special Order
ERA52R-92U ⁴		Entrance trim for lever by lever application mortise lock using 52 mm round rose (without lever) ◇ Add 1 pair of lever (without rose), mortise lock and cylinder	\$2,163	\$1,847	\$2,245	N/A	
ERD52S-000 ⁵		Full dummy trim using 52mm square rose (without lever) ◇ Add 1 pair of lever (without rose)	\$539	\$487	\$616	N/A	
ERD52R-000 ⁶		Full dummy trim using 52mm round rose (without lever) ◇ Add 1 pair of lever (without rose)	\$539	\$487	\$616	N/A	

***PVD Finish (Graphite Black, Titanium Gold) minimum order quantity and extended lead time may apply.**

- | |
|---|
| 1. Price listed is for up to 2 1/4" thick door. (Add \$265 for 2 1/2" - 2 3/4" and \$339 for 3"-4") |
| 2. Price listed is for up to 2 1/4" thick door. (Add \$35 for 2 1/2" - 2 3/4" and \$63 for 3"-4") |
| 3. Price listed is for up to 2 3/4" thick door. (Add \$196 for 3"-4") |
| 4. Price listed is for up to 2 3/4" thick door. (Add \$196 for 3"-4") |
| 5. Price listed is for up to 2 3/4" thick door. (Add \$58 for 3"-4") |
| 6. Price listed is for up to 2 3/4" thick door. (Add \$58 for 3"-4") |

Item	Image	List Price				Interior Trim mm	Exterior Trim mm	Rose	Turn Piece	Lead Time
		PSS	SSS	SBL / SBR	PVD (GBL & TGD Only)					PSS,SSS, SBL & SBR
DB63R-O		\$296	\$246	\$296	\$355	63 x 10	63 x 15	Round	Oval	Stock
DB63R-D		\$331	\$284	\$331	\$394	Double Cylinder		Round	N/A	
DB63S-S		\$314	\$264	\$314	\$377	63 x 10	63 x 15	Square	Square	
DB63S-D		\$348	\$299	\$348	\$412	Double Cylinder		Square	N/A	
						Trim				
PB63R-O		\$175	\$143	\$157	\$210	Dia. 63	N/A	Round	Oval	Stock
PB63S-S		\$183	\$148	\$164	\$220	63 x 10	N/A	Square	Square	
						Trim	Lock Body			
DBMR-S		\$637	\$621	\$733	N/A	Dia. 50	Backset: 2 1/2" and 2 3/4" Face Plate:1" x 6"			Stock
DBMR-D		\$764	\$746	\$878	N/A					
DBMS-S		\$637	\$621	\$733	N/A	50 x 50	Backset: 2 1/2" and 2 3/4" Face Plate:1" x 6"			Stock
DBMS-D		\$764	\$746	\$878	N/A					




*PVD Finish (Graphite Black, Titanium Gold) minimum order quantity and extended lead time may apply.

Appliance Pulls

Item	Image	List Price				Length mm	Proj. mm	CTC mm	Section mm	Lead Time
		PSS	SSS	SBL / SBR	PVD					PSS,SSS, SBL & SBR
AP2512-SFM-A		\$382	\$258	\$382	\$459	612	600	12 x 25	Stock	
AP2512-TBG-A		\$442	\$291	\$442	\$530					
AP2512-TBW-A		\$409	\$258	\$409	\$491					
AP2512-BBG-A		\$920	\$516	\$920	\$1,104	462	50			
AP2512-BBW-A		\$920	\$516	\$920	\$1,104					
AP2512-SFM-B		\$291	\$222	\$291	\$349					
AP2512-TBG-B		\$351	\$255	\$351	\$421	312	300			
AP2512-TBW-B		\$319	\$222	\$319	\$382					
AP2512-BBG-B		\$610	\$446	\$610	\$732					
AP2512-BBW-B		\$610	\$446	\$610	\$732	462	50			
AP2512-SFM-C		\$248	\$203	\$248	\$298					
AP2512-TBG-C		\$269	\$235	\$269	\$323					
AP2512-TBW-C		\$237	\$203	\$237	\$284	312	300			
AP2512-BBG-C		\$446	\$407	\$446	\$535					
AP2512-BBW-C		\$446	\$407	\$446	\$535					
DSC-2512		\$27	\$24	\$30	\$35				Stock	
AP2525-SFM-A		\$470	\$274	\$470	\$564	625	600	Bar 10 x 25 Post 25 x 25	Stock	
AP2525-TBG-A		\$535	\$307	\$535	\$642					
AP2525-TBW-A		\$502	\$274	\$502	\$603					
AP2525-BBG-A		\$972	\$549	\$972	\$1,166	475	50			
AP2525-BBW-A		\$972	\$549	\$972	\$1,166					
AP2525-SFM-B		\$361	\$241	\$361	\$432					
AP2525-TBG-B		\$426	\$273	\$426	\$511	325	300			
AP2525-TBW-B		\$393	\$241	\$393	\$472					
AP2525-BBG-B		\$754	\$478	\$754	\$904					
AP2525-BBW-B		\$754	\$478	\$754	\$904	225	200			
AP2525-SFM-C		\$262	\$221	\$262	\$315					
AP2525-TBG-C		\$328	\$254	\$328	\$393					
AP2525-TBW-C		\$296	\$221	\$296	\$354	475	50			
AP2525-BBG-C		\$557	\$443	\$557	\$669					
AP2525-BBW-C		\$557	\$443	\$557	\$669					
AP2525-SFM-D	\$238	\$207	\$238	\$285	225	200				
AP2525-TBG-D	\$261	\$240	\$261	\$314						
AP2525-TBW-D	\$229	\$207	\$229	\$275						
AP2525-BBG-D	\$436	\$416	\$436	\$524	225	200				
AP2525-BBW-D	\$436	\$416	\$436	\$524						
DSC-2525		\$30	\$26	\$32			\$37			
AP244-20SFM-A		\$316	\$172	\$316	\$380	620	600	20 x 20	Stock	
AP244-20TBG-A		\$361	\$204	\$361	\$432					
AP244-20TBW-A		\$328	\$172	\$328	\$393					
AP244-20BBG-A		\$644	\$342	\$644	\$773	470	65			
AP244-20BBW-A		\$644	\$342	\$644	\$773					
AP244-20SFM-B		\$251	\$162	\$251	\$301					
AP244-20TBG-B		\$294	\$194	\$294	\$353	320	300			
AP244-20TBW-B		\$261	\$162	\$261	\$314					
AP244-20BBG-B		\$514	\$325	\$514	\$617					
AP244-20BBW-B		\$514	\$325	\$514	\$617	625	600			
AP244-20SFM-C		\$197	\$149	\$197	\$235					
AP244-20TBG-C		\$240	\$181	\$240	\$287					
AP244-20TBW-C		\$207	\$149	\$207	\$248	475	70			
AP244-20BBG-C		\$404	\$297	\$404	\$485					
AP244-20BBW-C		\$404	\$297	\$404	\$485					
AP244-25SFM-A	\$320	\$181	\$320	\$383	625	600				
AP244-25TBG-A	\$361	\$214	\$361	\$433						
AP244-25TBW-A	\$336	\$181	\$336	\$404						
AP244-25BBG-A	\$656	\$365	\$656	\$786	475	70				
AP244-25BBW-A	\$656	\$365	\$656	\$786						
AP244-25SFM-B	\$254	\$170	\$254	\$305						
AP244-25TBG-B	\$295	\$202	\$295	\$353	325	300				
AP244-25TBW-B	\$270	\$170	\$270	\$324						
AP244-25BBG-B	\$525	\$340	\$525	\$630						
AP244-25BBW-B	\$525	\$340	\$525	\$630	475	70				
AP244-25SFM-C	\$221	\$158	\$221	\$266						
AP244-25TBG-C	\$262	\$190	\$262	\$314						
AP244-25TBW-C	\$238	\$158	\$238	\$285	325	300				
AP244-25BBG-C	\$459	\$312	\$459	\$551						
AP244-25BBW-C	\$459	\$312	\$459	\$551						
DSC-2020		\$27	\$25	\$30	\$35				Stock	


**SFM= Surface Mount, TBG= Through Bolt Glass, TBW= Through Bolt Wood, BBG= Back to Back Glass, BBW= Back to Back Wood . Screw Size= M8.
Door material and door thickness required.**


***PVD Finish (Graphite Black, Satin Rose Gold, Polished Rose Gold, Titanium Gold). Minimum order quantity and extended lead time may apply.**

Item	Image	List Price				Length mm	Proj. mm	CTC mm	Diameter mm	Lead Time
		PSS	SSS	SBL / SBR	PVD					PSS,SSS, SBL & SBR
AP255-19SFM-A		\$229	\$154	\$229	\$275	619	600	19	Stock	
AP255-19TBG-A		\$283	\$187	\$283	\$340					
AP255-19TBW-A		\$251	\$154	\$251	\$301					
AP255-19BBG-A		\$481	\$310	\$481	\$577					
AP255-19BBW-A		\$481	\$310	\$481	\$577	469	450			
AP255-19SFM-B		\$207	\$145	\$207	\$248					
AP255-19TBG-B		\$240	\$193	\$240	\$287					
AP255-19TBW-B		\$207	\$145	\$207	\$248					
AP255-19BBG-B		\$415	\$291	\$415	\$498	319	300			
AP255-19BBW-B		\$415	\$291	\$415	\$498					
AP255-19SFM-C		\$186	\$137	\$186	\$224					
AP255-19TBG-C		\$218	\$170	\$218	\$262					
AP255-19TBW-C		\$186	\$137	\$186	\$224	172	153			
AP255-19BBG-C		\$372	\$273	\$372	\$446					
AP255-19BBW-C		\$372	\$273	\$372	\$446					
AP255-19SFM-D		\$160	\$129	\$160	\$192					
AP255-19TBG-D		\$214	\$171	\$214	\$257	619	600			
AP255-19TBW-D		\$181	\$138	\$181	\$218					
AP255-19BBG-D		\$352	\$268	\$352	\$422					
AP255-19BBW-D		\$352	\$268	\$352	\$422					
AP255-25SFM-A			\$262	\$170	\$262	\$315	469	450		25
AP255-25TBG-A			\$295	\$202	\$295	\$353				
AP255-25TBW-A			\$270	\$170	\$270	\$324				
AP255-25BBG-A			\$532	\$340	\$532	\$639				
AP255-25BBW-A			\$532	\$340	\$532	\$639	319	300		
AP255-25SFM-B			\$214	\$161	\$214	\$256				
AP255-25TBG-B			\$245	\$193	\$245	\$295				
AP255-25TBW-B			\$221	\$161	\$221	\$266				
AP255-25BBG-B			\$434	\$321	\$434	\$521	475	450		
AP255-25BBW-B			\$434	\$321	\$434	\$521				
AP255-25SFM-C			\$180	\$145	\$180	\$217				
AP255-25TBG-C			\$220	\$177	\$220	\$265				
AP255-25TBW-C	\$188		\$145	\$188	\$226	325	300			
AP255-25BBG-C	\$368		\$291	\$368	\$442					
AP255-25BBW-C	\$368		\$291	\$368	\$442					
DSC-1900	\$30		\$27	\$33	\$37					
AP256-SFM-A			\$293	\$265	\$293	\$351	625	600	25	
AP256-TBG-A			\$325	\$297	\$325	\$390				
AP256-TBW-A			\$293	\$265	\$293	\$351				
AP256-BBG-A			\$586	\$528	\$586	\$704				
AP256-BBW-A			\$586	\$528	\$586	\$704	475	450		
AP256-SFM-B			\$242	\$217	\$242	\$291				
AP256-TBG-B			\$274	\$249	\$274	\$329				
AP256-TBW-B			\$242	\$217	\$242	\$291				
AP256-BBG-B		\$484	\$434	\$484	\$581	325	300			
AP256-BBW-B		\$484	\$434	\$484	\$581					
AP256-SFM-C		\$191	\$177	\$191	\$230					
AP256-TBG-C		\$224	\$210	\$224	\$268					
AP256-TBW-C		\$191	\$177	\$191	\$230	285	260			
AP256-BBG-C		\$382	\$354	\$382	\$459					
AP256-BBW-C		\$382	\$354	\$382	\$459					
AP256-SFM-D		\$178	\$168	\$178	\$214					
AP256-TBG-D		\$211	\$201	\$211	\$253	285	260			
AP256-TBW-D		\$178	\$168	\$178	\$214					
AP256-BBG-D		\$326	\$297	\$326	\$392					
AP256-BBW-D		\$326	\$297	\$326	\$392					
DSC-2500		\$29	\$29	\$32	\$37					

**SFM= Surface Mount, TBG= Through Bolt Glass, TBW= Through Bolt Wood, BBG= Back to Back Glass, BBW= Back to Back Wood .
Screw Size= M8.
Door material and door thickness required.**

*PVD Finish (Graphite Black, Satin Rose Gold, Polished Rose Gold, Titanium Gold) minimum order quantity and extended lead time may apply.
















Item	Image	List Price				Length mm	Proj. mm	CTC mm	Post mm	Lead Time
		PSS	SSS	SBL / SBR	PVD					PSS,SSS, SBL & SBR
AP2092SFM-A		\$355	\$206	\$355	\$427	615	60	600	28 x 15	Stock
AP2092TBG-A		\$388	\$239	\$388	\$465					
AP2092TBW-A		\$355	\$206	\$355	\$427					
AP2092BBG-A		\$746	\$413	\$746	\$895					
AP2092BBW-A		\$746	\$413	\$746	\$895					
AP2092SFM-B		\$300	\$190	\$300	\$360	465	60	450		
AP2092TBG-B		\$333	\$222	\$333	\$399					
AP2092TBW-B		\$300	\$190	\$300	\$360					
AP2092BBG-B		\$627	\$379	\$627	\$754					
AP2092BBW-B		\$627	\$379	\$627	\$754					
AP2092SFM-C		\$245	\$176	\$245	\$295	315	60	300		
AP2092TBG-C		\$278	\$208	\$278	\$334					
AP2092TBW-C		\$245	\$176	\$245	\$295					
AP2092BBG-C		\$519	\$352	\$519	\$623					
AP2092BBW-C		\$519	\$352	\$519	\$623					
DSC-2092		\$27	\$25	\$32	\$37					

									Diameter mm	
AP1925SFM-A		\$343	\$297	\$395	\$412	610	63	534	19	Stock
AP1925TBG-A		\$373	\$327	\$425	\$448					
AP1925TBW-A		\$343	\$297	\$395	\$412					
AP1925BBG-A		\$686	\$594	\$790	\$823					
AP1925BBW-A		\$686	\$694	\$790	\$823					
AP1925SFM-B		\$304	\$273	\$350	\$365	458.6	63	382.6		
AP1925TBG-B		\$334	\$303	\$380	\$401					
AP1925TBW-B		\$304	\$273	\$350	\$365					
AP1925BBG-B		\$608	\$546	\$700	\$730					
AP1925BBW-B		\$608	\$546	\$700	\$730					
AP1925SFM-C		\$273	\$247	\$314	\$328	330.6	63	254.6		
AP1925TBG-C		\$303	\$277	\$344	\$364					
AP1925TBW-C		\$273	\$247	\$314	\$328					
AP1925BBG-C		\$546	\$494	\$628	\$655					
AP1925BBW-C		\$546	\$494	\$628	\$655					

**SFM= Surface Mount, TBG= Through Bolt Glass, TBW= Through Bolt Wood, BBG= Back to Back Glass, BBW= Back to Back Wood . Screw Size= M8.
Door material and door thickness required.**

*PVD Finish (Graphite Black, Satin Rose Gold, Polished Rose Gold, Titanium Gold) minimum order quantity and extended lead time may apply.

Shower Door Pulls

Item	Image	List Price				Length mm	Proj. mm	Diameter mm	CTC mm	Screw	Lead Time		
		PSS	SSS	SBL / SBR	PVD						PSS,SSS, SBL & SBR		
SH900A-S		\$172	\$151	\$172	\$222	469	82	19	450	M8	Stock		
SH900A-P		\$212	\$192	\$212	\$275	469						450	
SH900B-P		\$201	\$181	\$201	\$261	319							300
								Bar Section mm	CTC mm	Post Section mm			
SH925A-S		\$426	\$296	\$426	\$511	475	50	12 x 25	450	25 x 25	Stock		
SH925A-P		\$754	\$482	\$754	\$904	475						450	
SH925B-P		\$558	\$443	\$558	\$670	325							300
SH925C-P		\$436	\$415	\$436	\$524	225							200
								Section mm					
SH944A-S		\$327	\$217	\$327	\$392	470	65	20 x 20	450		Stock		
SH944A-P		\$513	\$324	\$513	\$616	470						450	
SH944B-P		\$404	\$298	\$404	\$485	320							300
								Diameter mm					
SH955A-S		\$272	\$200	\$272	\$327	469	72	19	450		Stock		
SH955A-P		\$415	\$291	\$415	\$498	469						450	
SH955B-P		\$372	\$274	\$372	\$446	319							300
								Section mm					
SH 9205/P		\$146	\$129	\$162	\$175	30	30	30 x 30	M8	Stock			
SH 9205/S		\$121	\$109	\$136	\$145								

*PVD Finish (Graphite Black, Satin Rose Gold, Polished Rose Gold, Titanium Gold) minimum order quantity and extended lead time may apply.

Item	Image	List Price				Diameter mm	Proj. mm	Unit mm	Screw mm	Lead Time
		PSS	SSS	SBL / SBR	PVD					PSS & SSS
SH 941-P		\$81	\$73	\$81	\$96	30	30	Pair	M8	Stock
SH 941-S		\$65	\$54	\$65	\$78					
SH 942-P		\$81	\$73	\$81	\$96	30	30	Pair	M8	Stock
SH 942-S		\$65	\$54	\$65	\$78					
SH 943-P		\$81	\$73	\$81	\$96	30	30	Pair	M8	Stock
SH 943-S		\$65	\$54	\$65	\$78					
SH 945-P		\$84	\$77	\$84	\$102	30	30	Pair	M8	Stock
SH 945-S		\$68	\$57	\$68	\$82					

*PVD Finish (Graphite Black, Satin Rose Gold, Polished Rose Gold, Titanium Gold) minimum order quantity and extended lead time may apply.

Entry Pulls

How to Order Entry Pulls

Linnea entry pulls can be ordered in 3 mounting options:

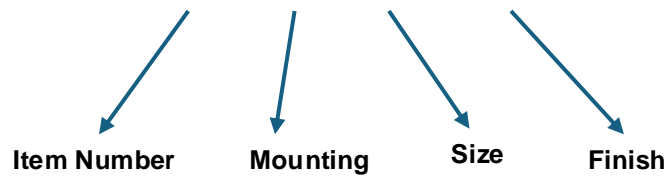
- ◇ Surface (S)
- ◇ Through Bolt (D) for Glass/Wood/Metal
- ◇ Back to Back (B) for Glass/Wood/Metal

All entry pulls have a 4 digit number. Please see examples below on how to order:

(Pulls available in ONE thickness only)

2019S-A-PSS

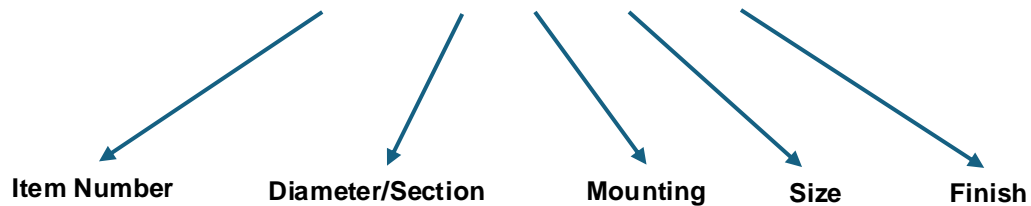
[2019] [S] - [A] - [PSS]



(Pulls available in MORE THAN ONE thickness)

5250-14S-A-PSS

[5250] - [14] [S] - [A] - [PSS]



◇ Please note the door material and thickness are always required when placing an order.

Item	List Price			Length mm	Proj. mm	CTC mm	Bar & Post Dia. mm	Lead Time
	PSS	SSS	PVD					
2019S-A	\$1,701	\$1,473		1609		1590		
2019D-A	\$1,851	\$1,609		1609		1590		
2019B-A	\$3,326	\$2,902		1609		1590		
2019S-B	\$1,655	\$1,444		1509		1490		
2019D-B	\$1,808	\$1,578		1509		1490		
2019B-B	\$2,807	\$2,839		1509		1490		
2019S-C	\$1,609	\$1,397		1409		1390		
2019D-C	\$1,762	\$1,534		1409		1390		
2019B-C	\$3,172	\$2,763		1409		1390		
2019S-D	\$1,563	\$1,366		1309		1290		
2019D-D	\$1,730	\$1,503		1309		1290		
2019B-D	\$3,098	\$2,687		1309		1290		
2019S-E	\$1,534	\$1,336		1209		1190		
2019D-E	\$1,684	\$1,473		1209		1190		
2019B-E	\$3,022	\$2,627		1209		1190		
2019S-F	\$1,488	\$1,292		1109		1090		
2019D-F	\$1,640	\$1,427		1109		1090		
2019B-F	\$2,931	\$2,552		1109		1090		
2019S-G	\$1,457	\$1,275		1009		990		
2019D-G	\$1,609	\$1,397	§	1009	69	990	19	Special Order
2019B-G	\$2,870	\$2,505		1009		990		
2019S-H	\$1,336	\$1,169		909		890		
2019D-H	\$1,488	\$1,292		909		890		
2019B-H	\$2,627	\$2,292		909		890		
2019S-I	\$1,292	\$1,125		809		790		
2019D-I	\$1,443	\$1,260		809		790		
2019B-I	\$2,552	\$2,217		809		790		
2019S-J	\$1,260	\$1,093		709		690		
2019D-J	\$1,412	\$1,230		709		690		
2019B-J	\$2,474	\$2,157		709		690		
2019S-K	\$1,214	\$1,064		609		590		
2019D-K	\$1,367	\$1,184		609		590		
2019B-K	\$2,398	\$2,079		609		590		
2019S-L	\$1,184	\$1,032		509		490		
2019D-L	\$1,321	\$1,154		509		490		
2019B-L	\$2,324	\$2,019		509		490		
2019S-M	\$1,139	\$986		409		390		
2019D-M	\$1,292	\$1,124		409		390		
2019B-M	\$2,246	\$1,943		409		390		



S= Surface, D= Through Bolt, B= Back to Back. Screw Size= M8.
Door material and door thickness required.

§ Please call for pricing.

Leadtime: 10-12 weeks for PSS and SSS finishes

PVD finishes: 12-14 weeks; Length limited to 1000mm or 40"

All entry pulls are made to order and non-returnable

Specify door thickness, material and mounting type when ordering

Item	List Price		PVD	Length mm	Diameter mm	CTC mm	Proj. mm	Lead Time
	PSS	SSS						
6200-19S-A	\$2,369	\$2,059	§	2400	19	2240	68	Special Order
6200-19D-A	\$2,553	\$2,219						
6200-19B-A	\$4,695	\$4,081						
6200-19S-B	\$2,322	\$2,019		2300				
6200-19D-B	\$2,504	\$2,176						
6200-19B-B	\$4,599	\$3,998						
6200-19S-C	\$2,272	\$1,976		2200				
6200-19D-C	\$2,455	\$2,135						
6200-19B-C	\$4,502	\$3,914						
6200-19S-D	\$2,224	\$1,933		2100				
6200-19D-D	\$2,407	\$2,094						
6200-19B-D	\$4,406	\$3,831						
6200-19S-E	\$2,189	\$1,904		2000				
6200-19D-E	\$2,373	\$2,061						
6200-19B-E	\$4,335	\$3,768						
6200-19S-F	\$2,128	\$1,850		1900				
6200-19D-F	\$2,310	\$2,009						
6200-19B-F	\$4,213	\$3,663						
6200-19S-G	\$2,078	\$1,807		1800				
6200-19D-G	\$2,263	\$1,968						
6200-19B-G	\$4,115	\$3,578						
6200-19S-H	\$2,032	\$1,766		1700				
6200-19D-H	\$2,213	\$1,926						
6200-19B-H	\$4,019	\$3,495						
6200-19S-I	\$1,982	\$1,724		1600				
6200-19D-I	\$2,164	\$1,884						
6200-19B-I	\$3,923	\$3,411						
6200-19S-J	\$1,935	\$1,681		1500				
6200-19D-J	\$2,118	\$1,840						
6200-19B-J	\$3,826	\$3,326						
6200-19S-K	\$1,886	\$1,640	1400					
6200-19D-K	\$2,070	\$1,988						
6200-19B-K	\$3,730	\$3,242						
6200-19S-L	\$1,839	\$1,599	1300					
6200-19D-L	\$2,020	\$1,757						
6200-19B-L	\$3,633	\$3,157						



S= Surface, D= Through Bolt, B= Back to Back. Screw Size= M8. Door material and door thickness required.

§ Please call for pricing.

Leadtime: 10-12 weeks for PSS and SSS finishes

PVD finishes: 12-14 weeks; Length limited to 1000mm or 40"

All entry pulls are made to order and non-returnable

Specify door thickness, material and mounting type when ordering

Item	List Price			Length mm	Diameter mm	CTC mm	Proj. mm	Lead Time
	PSS	SSS	PVD					
6200-19S-M	\$1,789	\$1,557		1200	19	1040	68	Special Order
6200-19D-M	\$1,973	\$1,716						
6200-19B-M	\$3,536	\$3,075						
6200-19S-N	\$1,742	\$1,514						
6200-19D-N	\$1,925	\$1,673						
6200-19B-N	\$3,441	\$2,991						
6200-19S-O	\$1,707	\$1,485						
6200-19D-O	\$1,890	\$1,642						
6200-19B-O	\$3,371	\$2,931						
6200-19S-P	\$1,563	\$1,359						
6200-19D-P	\$1,736	\$1,509						
6200-19B-P	\$3,084	\$2,683						
6200-19S-Q	\$1,511	\$1,320						
6200-19D-Q	\$1,689	\$1,470						
6200-19B-Q	\$2,993	\$2,602						
6200-19S-R	\$1,472	\$1,280						
6200-19D-R	\$1,645	\$1,431						
6200-19B-R	\$2,900	\$2,521						
6200-25S-A	\$2,775	\$2,415	§	2400	25	2240	74	
6200-25D-A	\$3,040	\$2,643						
6200-25B-A	\$5,461	\$4,748						
6200-25S-B	\$2,751	\$2,391						
6200-25D-B	\$3,014	\$2,621						
6200-25B-B	\$5,409	\$4,703						
6200-25S-C	\$2,725	\$2,368						
6200-25D-C	\$2,987	\$2,597						
6200-25B-C	\$5,355	\$4,657						
6200-25S-D	\$2,697	\$2,347						
6200-25D-D	\$2,959	\$2,573						
6200-25B-D	\$5,303	\$4,611						
6200-25S-E	\$2,679	\$2,328						
6200-25D-E	\$2,941	\$2,556						
6200-25B-E	\$5,263	\$4,577						
6200-25S-F	\$2,645	\$2,298						
6200-25D-F	\$2,906	\$2,526						
6200-25B-F	\$5,196	\$4,517						
6200-25S-G	\$2,619	\$2,276						
6200-25D-G	\$2,881	\$2,505						
6200-25B-G	\$5,144	\$4,472						
6200-25S-H	\$2,592	\$2,253						
6200-25D-H	\$2,864	\$2,481						
6200-25B-H	\$5,091	\$4,426						
6200-25S-I	\$2,565	\$2,230						
6200-25D-I	\$2,829	\$2,461						
6200-25B-I	\$5,037	\$4,380						



S= Surface, D= Through Bolt, B= Back to Back. Screw Size= M8. Door material and door thickness required.

§ Please call for pricing.

Leadtime: 10-12 weeks for PSS and SSS finishes

PVD finishes: 12-14 weeks; Length limited to 1000mm or 40"

All entry pulls are made to order and non-returnable

Specify door thickness, material and mounting type when ordering

Item	List Price			Length mm	Diameter mm	CTC mm	Proj. mm	Lead Time	
	PSS	SSS	PVD						
6200-25S-J	\$2,540	\$2,207	§	1500	25	1340	74	Special Order	
6200-25D-J	\$2,800	\$2,435							
6200-25B-J	\$4,984	\$4,334							
6200-25S-K	\$2,512	\$2,184		1400					
6200-25D-K	\$2,774	\$2,412							
6200-25B-K	\$4,932	\$4,288							
6200-25S-L	\$2,485	\$2,161		1300					
6200-25D-L	\$2,748	\$2,389							
6200-25B-L	\$4,879	\$4,242							
6200-25S-M	\$2,459	\$2,139		1200					
6200-25D-M	\$2,722	\$2,367							
6200-25B-M	\$4,826	\$4,197							
6200-25S-N	\$2,434	\$2,116		1100					
6200-25D-N	\$2,696	\$2,344							
6200-25B-N	\$4,773	\$4,151							
6200-25S-O	\$2,414	\$2,099		1000					
6200-25D-O	\$2,676	\$2,327							
6200-25B-O	\$4,736	\$4,118							
6200-25S-P	\$2,379	\$2,070		900					
6200-25D-P	\$2,642	\$2,297							
6200-25B-P	\$4,434	\$3,856							
6200-25S-Q	\$2,353	\$2,046		800					
6200-25D-Q	\$2,616	\$2,274							
6200-25B-Q	\$4,383	\$3,812							
6200-25S-R	\$2,327	\$2,023		700					
6200-25D-R	\$2,589	\$2,251							
6200-25B-R	\$4,282	\$3,723							
6200-32S-A	\$2,921	\$2,540		2400		32	2240		81
6200-32D-A	\$3,184	\$2,768							
6200-32B-A	\$5,525	\$4,797							
6200-32S-B	\$2,889	\$2,512		2300					
6200-32D-B	\$3,152	\$2,739							
6200-32B-B	\$5,464	\$4,752							
6200-32S-C	\$2,856	\$2,482	2200						
6200-32D-C	\$3,120	\$2,712							
6200-32B-C	\$5,404	\$4,690							
6200-32S-D	\$2,800	\$2,455	2100						
6200-32D-D	\$3,085	\$2,684							
6200-32B-D	\$5,310	\$4,645							
6200-32S-E	\$2,757	\$2,398	2000						
6200-32D-E	\$3,063	\$2,663							
6200-32B-E	\$5,297	\$4,599							
6200-32S-F	\$2,741	\$2,384	1900						
6200-32D-F	\$3,020	\$2,627							
6200-32B-F	\$5,207	\$4,538							



S= Surface, D= Through Bolt, B= Back to Back. Screw Size= M8. Door material and door thickness required.

§ Please call for pricing.

Leadtime: 10-12 weeks for PSS and SSS finishes

PVD finishes: 12-14 weeks; Length limited to 1000mm or 40"

All entry pulls are made to order and non-returnable

Specify door thickness, material and mounting type when ordering

Item	List Price			Length mm	Diametermm	CTC mm	Proj. mm	Lead Time
	PSS	SSS	PVD					
6200-32S-G	\$2,725	\$2,372	§	1800	32	1640	81	Special Order
6200-32D-G	\$2,989	\$2,599						
6200-32B-G	\$5,360	\$4,660						
6200-32S-H	\$2,694	\$2,340		1700				
6200-32D-H	\$2,958	\$2,361						
6200-32B-H	\$5,296	\$4,604						
6200-32S-I	\$2,662	\$2,313		1600				
6200-32D-I	\$2,923	\$2,541						
6200-32B-I	\$5,230	\$4,548						
6200-32S-J	\$2,628	\$2,286		1500				
6200-32D-J	\$2,891	\$2,507						
6200-32B-J	\$5,167	\$4,491						
6200-32S-K	\$2,596	\$2,256		1400				
6200-32D-K	\$2,859	\$2,484						
6200-32B-K	\$5,101	\$4,434						
6200-32S-L	\$2,563	\$2,229		1300				
6200-32D-L	\$2,827	\$2,456						
6200-32B-L	\$5,036	\$4,379						
6200-32S-M	\$2,529	\$2,174		1200				
6200-32D-M	\$2,794	\$2,430						
6200-32B-M	\$4,970	\$4,323						
6200-32S-N	\$2,499	\$2,174		1100				
6200-32D-N	\$2,762	\$2,400						
6200-32B-N	\$4,907	\$4,265						
6200-32S-O	\$2,476	\$2,154		1000				
6200-32D-O	\$2,738	\$2,379						
6200-32B-O	\$4,858	\$4,224						
6200-32S-P	\$2,434	\$2,116		900				
6200-32D-P	\$2,696	\$2,345						
6200-32B-P	\$4,537	\$3,994						
6200-32S-Q	\$2,400	\$2,087	800					
6200-32D-Q	\$2,664	\$2,317						
6200-32B-Q	\$4,475	\$3,891						
6200-32S-R	\$2,368	\$2,059	700					
6200-32D-R	\$2,631	\$2,287						
6200-32B-R	\$4,412	\$3,837						
6300-25S-A	\$708	\$590	§	1425	25	1400	74	Special Order
6300-25D-A	\$818	\$681						
6300-25B-A	\$1,389	\$1,158		1325				
6300-25S-B	\$685	\$570						
6300-25D-B	\$794	\$662		1225				
6300-25B-B	\$1,343	\$1,118						
6300-25S-C	\$664	\$552						
6300-25D-C	\$772	\$642						
6300-25B-C	\$1,297	\$1,082						



S= Surface, D= Through Bolt, B= Back to Back. Screw Size= M8. Door material and door thickness required.

§ Please call for pricing.

Leadtime: 10-12 weeks for PSS and SSS finishes

PVD finishes: 12-14 weeks; Length limited to 1000mm or 40"

All entry pulls are made to order and non-returnable

Specify door thickness, material and mounting type when ordering

Item	List Price			Length mm	Diameter mm	CTC mm	Proj. mm	Lead Time																														
	PSS	SSS	PVD																																			
6300-25S-D	\$639	\$532	§	1125	25	1100	75	Special Order																														
6300-25D-D	\$749	\$623																																				
6300-25B-D	\$1,252	\$1,044																																				
6300-25S-E	\$618	\$515		1025		25			1000	75	Special Order																											
6300-25D-E	\$726	\$605																																				
6300-25B-E	\$1,208	\$1,006																																				
6300-25S-F	\$593	\$495		925					25			900	75	Special Order																								
6300-25D-F	\$702	\$586																																				
6300-25B-F	\$1,159	\$966																																				
6300-25S-G	\$572	\$476		825								25			800	75	Special Order																					
6300-25D-G	\$680	\$567																																				
6300-25B-G	\$1,116	\$929																																				
6300-25S-H	\$547	\$457		725											25			700	75	Special Order																		
6300-25D-H	\$656	\$547																																				
6300-25B-H	\$1,070	\$890																																				
6300-25S-I	\$524	\$438		625														25			600	75	Special Order															
6300-25D-I	\$635	\$529																																				
6300-25B-I	\$1,026	\$854																																				
6300-25S-J	\$502	\$418		525																	25			500	75	Special Order												
6300-25D-J	\$611	\$509																																				
6300-25B-J	\$979	\$816																																				
6300-25S-K	\$480	\$400		425																				25			400	75	Special Order									
6300-25D-K	\$590	\$489																																				
6300-25B-K	\$935	\$778																																				
6300-25S-L	\$457	\$380		325																							25			300	75	Special Order						
6300-25D-L	\$519	\$433																																				
6300-25B-L	\$888	\$740																																				
6300-25S-M	\$446	\$372		275																										25			250	75	Special Order			
6300-25D-M	\$509	\$422																																				
6300-25B-M	\$793	\$660																																				
6300-25S-N	\$434	\$362		225																													25			200	75	Special Order
6300-25D-N	\$498	\$415																																				
6300-25B-N	\$772	\$642																																				
6300-32S-A	\$796	\$664	1432	32	1400		85	Special Order																														
6300-32D-A	\$921	\$767																																				
6300-32B-A	\$1,565	\$1,305																																				
6300-32S-B	\$767	\$646	1332		32	1300				85	Special Order																											
6300-32D-B	\$895	\$743																																				
6300-32B-B	\$1,509	\$1,257																																				
6300-32S-C	\$738	\$616	1232			32			1200				85	Special Order																								
6300-32D-C	\$865	\$721																																				
6300-32B-C	\$1,452	\$1,210																																				
6300-32S-D	\$713	\$591	1132						32			1100				85	Special Order																					
6300-32D-D	\$838	\$696																																				
6300-32B-D	\$1,394	\$1,162																																				



S= Surface, D= Through Bolt, B= Back to Back. Screw Size= M8. Door material and door thickness required.

§ Please call for pricing.

Leadtime: 10-12 weeks for PSS and SSS finishes

PVD finishes: 12-14 weeks; Length limited to 1000mm or 40"

All entry pulls are made to order and non-returnable

Specify door thickness, material and mounting type when ordering

Item	List Price			Length mm	Diameter mm	CTC mm	Proj. mm	Lead Time
	PSS	SSS	PVD					
6300-32S-E	\$681	\$567	§	1032	32	1000	85	Special Order
6300-32D-E	\$807	\$674						
6300-32B-E	\$1,339	\$1,114						
6300-32S-F	\$654	\$544		932				
6300-32D-F	\$780	\$651						
6300-32B-F	\$1,281	\$1,067						
6300-32S-G	\$625	\$520		832				
6300-32D-G	\$751	\$626						
6300-32B-G	\$1,224	\$1,020						
6300-32S-H	\$596	\$497		732				
6300-32D-H	\$722	\$603						
6300-32B-H	\$1,164	\$971						
6300-32S-I	\$569	\$474		632				
6300-32D-I	\$695	\$579						
6300-32B-I	\$1,109	\$925						
6300-32S-J	\$539	\$450		532				
6300-32D-J	\$666	\$553						
6300-32B-J	\$1,053	\$878						
6300-32S-K	\$511	\$426		432				
6300-32D-K	\$635	\$530						
6300-32B-K	\$996	\$828						
6300-32S-L	\$480	\$403		332				
6300-32D-L	\$608	\$506						
6300-32B-L	\$939	\$781						
6300-32S-M	\$468	\$390		282				
6300-32D-M	\$594	\$495						
6300-32B-M	\$910	\$758						
6300-32S-N	\$456	\$378		232				
6300-32D-N	\$580	\$483						
6300-32B-N	\$882	\$734						
6400-25S-A	\$2,776	\$2,415	§	2400	25	2240	75	Special Order
6400-25D-A	\$3,040	\$2,643						
6400-25B-A	\$5,461	\$4,739						
6400-25S-B	\$2,751	\$2,391		2300				
6400-25D-B	\$3,014	\$2,620						
6400-25B-B	\$5,409	\$4,703						
6400-25S-C	\$2,725	\$2,368		2200				
6400-25D-C	\$2,987	\$2,597						
6400-25B-C	\$5,355	\$4,657						
6400-25S-D	\$2,697	\$2,345		2100				
6400-25D-D	\$2,959	\$2,573						
6400-25B-D	\$5,303	\$4,611						
6400-25S-E	\$2,679	\$2,328		2000				
6400-25D-E	\$2,941	\$2,556						
6400-25B-E	\$5,263	\$4,577						



S= Surface, D= Through Bolt, B= Back to Back. Screw Size= M8. Door material and door thickness required.

§ Please call for pricing.

Leadtime: 10-12 weeks for PSS and SSS finishes

PVD finishes: 12-14 weeks; Length limited to 1000mm or 40"

All entry pulls are made to order and non-returnable

Specify door thickness, material and mounting type when ordering

Item	List Price			Length mm	Diameter mm	CTC mm	Proj. mm	Lead Time
	PSS	SSS	PVD					
6400-25S-F	\$2,645	\$2,298	§	1900	25	1740	75	Special Order
6400-25D-F	\$2,906	\$2,526						
6400-25B-F	\$5,196	\$4,517						
6400-25S-G	\$2,619	\$2,276		1800				
6400-25D-G	\$2,880	\$2,505						
6400-25B-G	\$5,144	\$4,472						
6400-25S-H	\$2,592	\$2,253		1700				
6400-25D-H	\$2,854	\$2,481						
6400-25B-H	\$5,091	\$4,426						
6400-25S-I	\$2,565	\$2,230		1600				
6400-25D-I	\$2,829	\$2,459						
6400-25B-I	\$5,037	\$4,380						
6400-25S-J	\$2,540	\$2,207		1500				
6400-25D-J	\$2,800	\$2,435						
6400-25B-J	\$4,984	\$4,334						
6400-25S-K	\$2,515	\$2,184		1400				
6400-25D-K	\$2,774	\$2,412						
6400-25B-K	\$4,933	\$4,288						
6400-25S-L	\$2,485	\$2,161		1300				
6400-25D-L	\$2,748	\$2,389						
6400-25B-L	\$4,878	\$4,242						
6400-25S-M	\$2,459	\$2,139		1200				
6400-25D-M	\$2,722	\$2,366						
6400-25B-M	\$4,826	\$4,197						
6400-25S-N	\$2,434	\$2,116		1100				
6400-25D-N	\$2,696	\$2,344						
6400-25B-N	\$4,773	\$4,152						
6400-25S-O	\$2,414	\$2,099		1000				
6400-25D-O	\$2,675	\$2,327						
6400-25B-O	\$4,736	\$4,117						
6400-25S-P	\$2,379	\$2,070		900				
6400-25D-P	\$2,642	\$2,297						
6400-25B-P	\$4,434	\$3,854						
6400-25S-Q	\$2,353	\$2,046	800					
6400-25D-Q	\$2,616	\$2,274						
6400-25B-Q	\$4,383	\$3,812						
6400-25S-R	\$2,327	\$2,023	700					
6400-25D-R	\$2,589	\$2,251						
6400-25B-R	\$4,332	\$3,766						
6400-25S-S	\$2,301	\$2,000	600					
6400-25D-S	\$2,562	\$2,228						
6400-25B-S	\$4,282	\$3,723						
6400-25S-T	\$2,274	\$1,977	500					
6400-25D-T	\$2,536	\$2,205						
6400-25B-T	\$4,233	\$3,680						



S= Surface, D= Through Bolt, B= Back to Back. Screw Size= M8. Door material and door thickness required.

§ Please call for pricing.

Leadtime: 10-12 weeks for PSS and SSS finishes

PVD finishes: 12-14 weeks; Length limited to 1000mm or 40"

All entry pulls are made to order and non-returnable

Specify door thickness, material and mounting type when ordering

Item	List Price			Length mm	Diameter mm	CTC mm	Proj. mm	Lead Time
	PSS	SSS	PVD					
6400-25S-U	\$2,247	\$1,955		400	25	240	75	Special Order
6400-25D-U	\$2,511	\$2,183						
6400-25B-U	\$4,182	\$3,636						
6400-32S-A	\$2,921	\$2,540		2400	32	2240	78	
6400-32D-A	\$3,184	\$2,768						
6400-32B-A	\$5,771	\$4,999						
6400-32S-B	\$2,889	\$2,512		2300	32	2140		
6400-32D-B	\$3,152	\$2,739						
6400-32B-B	\$5,685	\$4,942						
6400-32S-C	\$2,856	\$2,483		2200	32	2040		
6400-32D-C	\$3,120	\$2,712						
6400-32B-C	\$5,620	\$4,888						
6400-32S-D	\$2,823	\$2,455		2100	32	1940		
6400-32D-D	\$3,085	\$2,684						
6400-32B-D	\$5,555	\$4,831						
6400-32S-E	\$2,800	\$2,435		2000	32	1840		
6400-32D-E	\$3,063	\$2,663						
6400-32B-E	\$5,507	\$4,790						
6400-32S-F	\$2,758	\$2,399		1900	32	1740		
6400-32D-F	\$3,020	\$2,627						
6400-32B-F	\$5,425	\$4,718						
6400-32S-G	\$2,725	\$2,372	§	1800	32	1640		
6400-32D-G	\$2,988	\$2,599						
6400-32B-G	\$5,360	\$4,660						
6400-32S-H	\$2,694	\$2,342		1700	32	1540		
6400-32D-H	\$2,958	\$2,571						
6400-32B-H	\$5,296	\$4,604						
6400-32S-I	\$2,662	\$2,313		1600	32	1440		
6400-32D-I	\$2,923	\$2,541						
6400-32B-I	\$5,230	\$4,548						
6400-32S-J	\$2,628	\$2,286		1500	32	1340		
6400-32D-J	\$2,891	\$2,514						
6400-32B-J	\$5,167	\$4,491						
6400-32S-K	\$2,596	\$2,256		1400	32	1240		
6400-32D-K	\$2,859	\$2,484						
6400-32B-K	\$5,101	\$4,434						
6400-32S-L	\$2,562	\$2,228		1300	32	1140		
6400-32D-L	\$2,827	\$2,456						
6400-32B-L	\$5,036	\$4,379						
6400-32S-M	\$2,529	\$2,201		1200	32	1040		
6400-32D-M	\$2,794	\$2,430						
6400-32B-M	\$4,970	\$4,323						
6400-32S-N	\$2,499	\$2,172		1100	32	940		
6400-32D-N	\$2,760	\$2,400						
6400-32B-N	\$4,906	\$4,265						



S= Surface, D= Through Bolt, B= Back to Back. Screw Size= M8. Door material and door thickness required.

§ Please call for pricing.

Leadtime: 10-12 weeks for PSS and SSS finishes

PVD finishes: 12-14 weeks; Length limited to 1000mm or 40"

All entry pulls are made to order and non-returnable

Specify door thickness, material and mounting type when ordering

Item	List Price			Length mm	Diameter mm	CTC mm	Proj. mm	Lead Time
	PSS	SSS	PVD					
6400-32S-O	\$2,476	\$2,154	§	1000	32	840	78	Special Order
6400-32D-O	\$2,738	\$2,379						
6400-32B-O	\$4,858	\$4,224						
6400-32S-P	\$2,433	\$2,116		900				
6400-32D-P	\$2,695	\$2,345						
6400-32B-P	\$4,537	\$3,944						
6400-32S-Q	\$2,400	\$2,087		800				
6400-32D-Q	\$2,664	\$2,317						
6400-32B-Q	\$4,475	\$3,891						
6400-32S-R	\$2,368	\$2,060		700				
6400-32D-R	\$2,631	\$2,288						
6400-32B-R	\$4,413	\$3,838						
6400-32S-S	\$2,336	\$2,032		600				
6400-32D-S	\$2,599	\$2,260						
6400-32B-S	\$4,352	\$3,783						
6400-32S-T	\$2,304	\$2,002		500				
6400-32D-T	\$2,566	\$2,231						
6400-32B-T	\$4,290	\$3,730						
6400-32S-U	\$2,137	\$1,974		400				
6400-32D-U	\$2,535	\$2,204						
6400-32B-U	\$4,229	\$3,677						



**S= Surface, D= Through Bolt, B= Back to Back. Screw Size= M8.
Door material and door thickness required.**

§ Please call for pricing.

Leadtime: 10-12 weeks for PSS and SSS finishes

PVD finishes: 12-14 weeks; Length limited to 1000mm or 40"

All entry pulls are made to order and non-returnable

Specify door thickness, material and mounting type when ordering

Item	List Price			Length mm	Section mm	CTC mm	Proj. mm	Lead Time
	PSS	SSS	PVD					
8000S-A	\$2,524	\$2,195	§	1525	25 x 50	1500	75	Special Order
8000D-A	\$2,851	\$2,485						
8000B-A	\$5,045	\$4,389						
8000S-B	\$2,450	\$2,120		1025				
8000D-B	\$2,779	\$2,414						
8000B-B	\$4,899	\$4,241						
8000S-C	\$2,395	\$2,084		825				
8000D-C	\$2,743	\$2,377						
8000B-C	\$4,789	\$4,169						
8000S-D	\$2,358	\$2,049		625				
8000D-D	\$2,705	\$2,340						
8000B-D	\$4,717	\$4,099						
8000S-E	\$2,340	\$2,011		425				
8000D-E	\$2,669	\$2,304						
8000B-E	\$4,644	\$4,020						



**S= Surface, D= Through Bolt, B= Back to Back. Screw Size= M8.
Door material and door thickness required.**

§ Please call for pricing.

Leadtime: 10-12 weeks for PSS and SSS finishes

PVD finishes: 12-14 weeks; Length limited to 1000mm or 40"

All entry pulls are made to order and non-returnable

Specify door thickness, material and mounting type when ordering

Item	List Price			Length mm	Section mm	CTC mm	Proj. mm	Lead Time	
	PSS	SSS	PVD						
8030-20S-A	\$1,377	\$1,196	§	1520	20 x 20	1500	60	Special Order	
8030-20D-A	\$1,737	\$1,510							
8030-20B-A	\$2,757	\$2,397							
8030-20S-B	\$1,293	\$1,124		1020					
8030-20D-B	\$1,653	\$1,437							
8030-20B-B	\$2,590	\$2,251							
8030-20S-C	\$1,259	\$1,094		820	800				
8030-20D-C	\$1,619	\$1,407							
8030-20B-C	\$2,521	\$2,192							
8030-25S-A	\$1,427	\$1,240		§	1525	25 x 25	1500		65
8030-25D-A	\$1,788	\$1,555							
8030-25B-A	\$2,861	\$2,487							
8030-25S-B	\$1,327	\$1,155			1025	1000			
8030-25D-B	\$1,689	\$1,468							
8030-25B-B	\$2,661	\$2,313							
8030-25S-C	\$1,287	\$1,119		825	800				
8030-25D-C	\$1,647	\$1,433							
8030-25B-C	\$2,582	\$2,245							
8030-32S-A	\$1,493	\$1,316	§	1532	32 x 32	1500	72		
8030-32D-A	\$1,876	\$1,631							
8030-32B-A	\$3,035	\$2,638							
8030-32S-B	\$1,388	\$1,208		1032	1000				
8030-32D-B	\$1,749	\$1,520							
8030-32B-B	\$2,784	\$2,420							
8030-32S-C	\$1,338	\$1,163		832	800				
8030-32D-C	\$1,699	\$1,476							
8030-32B-C	\$2,684	\$2,333							

				Section				
8050-20S-A	\$1,547	\$1,345	§	1520	20 x 20	1500	60	Special Order
8050-20D-A	\$1,846	\$1,644						
8050-20B-A	\$3,131	\$2,724						
8050-20S-B	\$1,464	\$1,272		1020	1000			
8050-20D-B	\$2,038	\$1,773						
8050-20B-B	\$2,962	\$2,577						

S= Surface, D= Through Bolt, B= Back to Back. Screw Size= M8. Door material and door thickness required.

§ Please call for pricing.

Leadtime: 10-12 weeks for PSS and SSS finishes

PVD finishes: 12-14 weeks; Length limited to 1000mm or 40"

All entry pulls are made to order and non-returnable

Specify door thickness, material and mounting type when ordering



Item	List Price			Length mm	Section mm	CTC mm	Proj. mm	Lead Time
	PSS	SSS	PVD					
8050-20S-C	\$1,430	\$1,243	§	820	20 x 20	800	60	Special Order
8050-20D-C	\$2,006	\$1,743						
8050-20B-C	\$2,895	\$2,519						
8050-20S-D	\$1,397	\$1,214		620				
8050-20D-D	\$1,971	\$1,714						
8050-20B-D	\$2,829	\$2,459						
8050-20S-E	\$1,393	\$1,184		420				
8050-20D-E	\$1,938	\$1,686						
8050-20B-E	\$2,762	\$2,400						
8050-25S-A	\$1,601	\$1,391		1525	1500			
8050-25D-A	\$2,157	\$1,891						
8050-25B-A	\$3,235	\$2,814						
8050-25S-B	\$1,499	\$1,305			1025	1000		
8050-25D-B	\$2,077	\$1,804						
8050-25B-B	\$3,075	\$2,676						
8050-25S-C	\$1,460	\$1,271		825	25 x 25	800	65	
8050-25D-C	\$2,036	\$1,769						
8050-25B-C	\$2,958	\$2,571						
8050-25S-D	\$1,421	\$1,236			625	600		
8050-25D-D	\$1,996	\$1,736						
8050-25B-D	\$2,916	\$2,596						
8050-25S-E	\$1,382	\$1,201	425	400				
8050-25D-E	\$1,955	\$1,701						
8050-25B-E	\$2,877	\$2,502						
8050-32S-A	\$1,687	\$1,467	1532	1500				
8050-32D-A	\$2,263	\$1,968						
8050-32B-A	\$3,411	\$2,965						
8050-32S-B	\$1,561	\$1,359		1032	1000			
8050-32D-B	\$2,139	\$1,859						
8050-32B-B	\$3,161	\$2,748						
8050-32S-C	\$1,513	\$1,315	832	32 x 32	800	72		
8050-32D-C	\$2,087	\$1,815						
8050-32B-C	\$3,060	\$2,662						
8050-32S-D	\$1,462	\$1,272		632	600			
8050-32D-D	\$2,037	\$1,771						
8050-32B-D	\$2,959	\$2,573						
8050-32S-E	\$1,411	\$1,227	432	400				
8050-32D-E	\$1,988	\$1,727						
8050-32B-E	\$2,859	\$2,485						



S= Surface, D= Through Bolt, B= Back to Back. Screw Size= M8. Door material and door thickness required.

§ Please call for pricing.

Leadtime: 10-12 weeks for PSS and SSS finishes

PVD finishes: 12-14 weeks; Length limited to 1000mm or 40"

All entry pulls are made to order and non-returnable

Specify door thickness, material and mounting type when ordering

Item	List Price			Length mm	Dimensions mm	CTC mm	Proj. mm	Lead Time				
	PSS	SSS	PVD									
8150-20S-A	\$1,478	\$1,350	§	1500	20 x 20	1340	65	Special Order				
8150-20D-A	\$2,029	\$1,763										
8150-20B-A	\$3,116	\$2,710										
8150-20S-B	\$1,468	\$1,277		1000								
8150-20D-B	\$1,944	\$1,689										
8150-20B-B	\$2,948	\$2,565										
8150-20S-C	\$1,436	\$1,248		800								
8150-20D-C	\$1,911	\$1,661										
8150-20B-C	\$2,881	\$2,505										
8150-25S-A	\$1,661	\$1,444		§	1500	25 x 25	1340		70	Special Order		
8150-25D-A	\$2,135	\$1,856										
8150-25B-A	\$3,332	\$2,897										
8150-25S-B	\$1,560	\$1,357			1000							
8150-25D-B	\$2,037	\$1,771										
8150-25B-B	\$3,133	\$2,725										
8150-25S-C	\$1,520	\$1,322			800							
8150-25D-C	\$1,997	\$1,737										
8150-25B-C	\$3,053	\$2,654										
8150-32S-A	\$2,291	\$1,993			§	1500	32 x 32		1340		77	Special Order
8150-32D-A	\$2,263	\$1,968										
8150-32B-A	\$3,641	\$3,166										
8150-32S-B	\$2,166	\$1,883				1000						
8150-32D-B	\$2,139	\$1,859										
8150-32B-B	\$3,390	\$2,947										
8150-32S-C	\$2,116	\$1,839				800						
8150-32D-C	\$2,087	\$1,815										
8150-32B-C	\$3,291	\$2,861										



**S= Surface, D= Through Bolt, B= Back to Back. Screw Size= M8.
Door material and door thickness required.**

§ Please call for pricing.

Leadtime: 10-12 weeks for PSS and SSS finishes

PVD finishes: 12-14 weeks; Length limited to 1000mm or 40"

All entry pulls are made to order and non-returnable

Specify door thickness, material and mounting type when ordering

Item	List Price			Length mm	Section mm	CTC mm	Proj. mm	Lead Time	
	PSS	SSS	PVD						
8210-25S-A	\$1,427	\$1,240	§	1,525	25	1,500	75	Special Order	
8210-25D-A	\$1,781	\$1,549							
8210-25B-A	\$2,958	\$2,573							
8210-25S-B	\$1,337	\$1,161		1,025					
8210-25D-B	\$1,688	\$1,468							
8210-25B-B	\$2,774	\$2,412							
8210-25S-C	\$1,300	\$1,129		825	800				
8210-25D-C	\$1,652	\$1,437							
8210-25B-C	\$2,700	\$2,348							
8210-32S-A	\$1,529	\$1,329		1,532	32	1,500	82		
8210-32D-A	\$1,881	\$1,635							
8210-32B-A	\$3,161	\$2,748							
8210-32S-B	\$1,407	\$1,224				1,032			1,000
8210-32D-B	\$1,760	\$1,530							
8210-32B-B	\$2,918	\$2,536							
8210-32S-C	\$1,358	\$1,181		832	800				
8210-32D-C	\$1,713	\$1,488							
8210-32B-C	\$2,820	\$2,451							



**S= Surface, D= Through Bolt, B= Back to Back. Screw Size= M8.
Door material and door thickness required.**

§ Please call for pricing.

Leadtime: 10-12 weeks for PSS and SSS finishes

PVD finishes: 12-14 weeks; Length limited to 1000mm or 40"

All entry pulls are made to order and non-returnable

Specify door thickness, material and mounting type when ordering

Item	List Price			Length mm	Section mm	CTC mm	Proj. mm	Lead Time
	PSS	SSS	PVD					
8260S-A	\$2,231	\$2,079	§	2,000	Bar Diameter 38	1,900	95	Special Order
8260D-A	\$2,414	\$2,231						
8260B-A	\$4,008	\$3,689						
8260S-B	\$2,171	\$2,004		1,500				
8260D-B	\$2,338	\$2,171						
8260B-B	\$3,872	\$3,553						
8260S-C	\$2,096	\$1,944		1,000				
8260D-C	\$2,247	\$2,096						
8260B-C	\$3,704	\$3,417						
8260S-D	\$2,003	\$1,868		800		Post 32x60x85		
8260D-D	\$2,171	\$2,004						
8260B-D	\$3,552	\$3,278						
8260S-E	\$1,957	\$1,823		600				
8260D-E	\$2,096	\$1,958						
8260B-E	\$3,431	\$3,172						
8260S-F	\$1,868	\$1,745		400				
8260D-F	\$2,019	\$1,868						
8260B-F	\$3,279	\$3,022						



**S= Surface, D= Through Bolt, B= Back to Back. Screw Size= M8.
Door material and door thickness required.**

§ Please call for pricing.

Leadtime: 10-12 weeks for PSS and SSS finishes

PVD finishes: 12-14 weeks; Length limited to 1000mm or 40"

All entry pulls are made to order and non-returnable

Specify door thickness, material and mounting type when ordering

Item	List Price			Length mm	Section mm	CTC mm	Proj. mm	Lead Time
	PSS	SSS	PVD					
8280S-A	\$1,609	\$1,456	§	1,035	Bar Section 25x10	1,000	70	Special Order
8280D-A	\$1,807	\$1,624						
8280B-A	\$2,702	\$3,149						
8280S-B	\$1,534	\$1,382		835				
8280D-B	\$1,730	\$1,563						
8280B-B	\$2,552	\$2,277						
8280S-C	\$1,488	\$1,351		635	Post Section 25x25	600		
8280D-C	\$1,684	\$1,534						
8280B-C	\$2,474	\$2,201						
8280S-D	\$1,456	\$1,321		435		400		
8280D-D	\$1,655	\$1,488						
8280B-D	\$2,398	\$2,140						



**S= Surface, D= Through Bolt, B= Back to Back. Screw Size= M8.
Door material and door thickness required.**

§ Please call for pricing.

Leadtime: 10-12 weeks for PSS and SSS finishes

PVD finishes: 12-14 weeks; Length limited to 1000mm or 40"

All entry pulls are made to order and non-returnable

Specify door thickness, material and mounting type when ordering

Item	List Price			Length mm	Section mm	CTC mm	Proj. mm	Lead Time
	PSS	SSS	PVD					
8360S-A	\$2,843	\$2,472	§	2250	50 x 25	2000	70	Special Order
8360D-A	\$3,411	\$2,966						
8360B-A	\$5,686	\$4,944						
8360S-B	\$2,757	\$2,397		1925				
8360D-B	\$3,309	\$2,877						
8360B-B	\$5,514	\$4,794						
8360S-C	\$2,671	\$2,322		1825				
8360D-C	\$3,205	\$2,787						
8360B-C	\$5,341	\$4,644						
8360S-D	\$2,584	\$2,247		1725				
8360D-D	\$3,102	\$2,696						
8360B-D	\$5,169	\$4,495						
8360S-E	\$2,499	\$2,172		1625				
8360D-E	\$2,999	\$2,607						
8360B-E	\$4,997	\$4,345						
8360S-F	\$2,412	\$2,098		1525				
8360D-F	\$2,894	\$2,517						
8360B-F	\$4,825	\$4,195						
8360S-G	\$2,360	\$2,053		1425				
8360D-G	\$2,833	\$2,463						
8360B-G	\$4,722	\$4,104						
8360S-H	\$2,309	\$2,008		1325				
8360D-H	\$2,771	\$2,409						
8360B-H	\$4,618	\$4,015						
8360S-I	\$2,258	\$1,962	1225					
8360D-I	\$2,709	\$2,355						
8360B-I	\$4,515	\$3,925						



**S= Surface, D= Through Bolt, B= Back to Back. Screw Size= M8.
Door material and door thickness required.**

§ Please call for pricing.

Leadtime: 10-12 weeks for PSS and SSS finishes

PVD finishes: 12-14 weeks; Length limited to 1000mm or 40"

All entry pulls are made to order and non-returnable

Specify door thickness, material and mounting type when ordering

Item	List Price			Length mm	Section mm	CTC mm	Proj. mm	Lead Time
	PSS	SSS	PVD					
8360S-J	\$2,205	\$1,917	§	1125	50 x 25	1100	70	Special Order
8360D-J	\$2,646	\$2,301						
8360B-J	\$4,411	\$3,836						
8360S-K	\$2,154	\$1,873		1025				
8360D-K	\$2,584	\$2,247						
8360B-K	\$4,308	\$3,745						
8360S-L	\$2,067	\$1,798		925				
8360D-L	\$2,481	\$2,157						
8360B-L	\$4,135	\$3,595						
8360S-M	\$2,016	\$1,754		825				
8360D-M	\$2,419	\$2,103						
8360B-M	\$4,031	\$3,506						
8360S-N	\$1,965	\$1,708		725				
8360D-N	\$2,356	\$2,050						
8360B-N	\$3,928	\$3,416						
8360S-O	\$1,913	\$1,663		625				
8360D-O	\$2,295	\$1,996						
8360B-O	\$3,825	\$3,326						
8360S-P	\$1,808	\$1,618		525				
8360D-P	\$2,233	\$1,941						
8360B-P	\$3,721	\$3,236						
8360S-Q	\$1,809	\$1,573		425				
8360D-Q	\$2,170	\$1,888						
8360B-Q	\$3,618	\$3,146						



**S= Surface, D= Through Bolt, B= Back to Back. Screw Size= M8.
Door material and door thickness required.**

§ Please call for pricing.

Leadtime: 10-12 weeks for PSS and SSS finishes

PVD finishes: 12-14 weeks; Length limited to 1000mm or 40"

All entry pulls are made to order and non-returnable

Specify door thickness, material and mounting type when ordering

Item	List Price			Length mm	Section mm	CTC mm	Proj. mm	Lead Time
	PSS	SSS	PVD					
8420S-A	\$3,084	\$2,682	§	1660	40 x 10	1500	65	Special Order
8420D-A	\$3,289	\$2,859						
8420B-A	\$6,168	\$5,363						
8420S-B	\$2,494	\$2,169		1160				
8420D-B	\$2,699	\$2,347						
8420B-B	\$4,989	\$4,338						
8420S-C	\$2,200	\$1,913		960				
8420D-C	\$2,405	\$2,091						
8420B-C	\$4,401	\$3,826						
8420S-D	\$2,022	\$1,759		760				
8420D-D	\$1,819	\$1,581						
8420B-D	\$4,045	\$3,516						
8420S-E	\$1,905	\$1,657	560					
8420D-E	\$2,111	\$1,835						
8420B-E	\$3,809	\$3,313						



8430S-A	\$2,481	\$2,157	§	1660	25 x 12	1500	70	Special Order
8430D-A	\$2,683	\$2,332						
8430B-A	\$4,962	\$4,316						
8430S-B	\$2,274	\$1,977		1160				
8430D-B	\$2,476	\$2,153						
8430B-B	\$4,549	\$3,955						
8430S-C	\$2,188	\$1,903		960				
8430D-C	\$2,390	\$2,078						
8430B-C	\$4,376	\$3,805						
8430S-D	\$2,101	\$1,828		760				
8430D-D	\$2,304	\$2,003						
8430B-D	\$4,201	\$3,656						
8430S-E	\$2,012	\$1,749	560					
8430D-E	\$2,213	\$1,925						
8430B-E	\$4,032	\$3,506						



**S= Surface, D= Through Bolt, B= Back to Back. Screw Size= M8.
Door material and door thickness required.**

§ Please call for pricing.

Leadtime: 10-12 weeks for PSS and SSS finishes

PVD finishes: 12-14 weeks; Length limited to 1000mm or 40"

All entry pulls are made to order and non-returnable

Specify door thickness, material and mounting type when ordering

Item	List Price			Rail Section mm	Stand off mm	CTC mm	Proj. mm	Offset mm	Lead Time
	PSS	SSS	PVD						
2510S-A	\$846	\$737	§	12 x 25	25 x 12	600	60	50	Special Order
2510D-A	\$959	\$849							
2510B-A	\$1,588	\$1,393							
2510S-B	\$660	\$573				450			
2510D-B	\$774	\$688							
2510B-B	\$1,210	\$1,070							
2510S-C	\$534	\$465				300			
2510D-C	\$647	\$579							
2510B-C	\$972	\$848							
2510S-D	\$448	\$392				200			
2510D-D	\$563	\$504							
2510B-D	\$813	\$701							
2520S-A	\$1,013	\$883	§	25 x 12	25 x 25	600	60	50	Special Order
2520D-A	\$1,096	\$952							
2520B-A	\$1,973	\$1,716							
2520S-B	\$863	\$752				450			
2520D-B	\$944	\$821							
2520B-B	\$1,674	\$1,454							
2520S-C	\$723	\$628				300			
2520D-C	\$802	\$698							
2520B-C	\$1,386	\$1,206							
2520S-D	\$614	\$536				200			
2520D-D	\$696	\$606							
2520B-D	\$1,175	\$1,023							



**S= Surface, D= Through Bolt, B= Back to Back. Screw Size= M8.
Door material and door thickness required.**

§ Please call for pricing.

Leadtime: 10-12 weeks for PSS and SSS finishes

PVD finishes: 12-14 weeks; Length limited to 1000mm or 40"

All entry pulls are made to order and non-returnable




Specify door thickness, material and mounting type when ordering

Bath and Kitchen Accessories

Item	Image	List Price				Length mm	Diameter mm	Proj. mm	Lead Time
		PSS	SSS	SBL / SBR	PVD				PSS & SSS
TR-1920-A		\$479	\$458	\$536	\$617	760	10	70	Stock
TR-1920-B		\$451	\$433	\$505	\$580	610			
TR-1920-C		\$428	\$418	\$479	\$551	460			
TR-1920-D		\$411	\$396	\$445	\$512	310			
TRH-840		\$298	\$280	\$333	\$383	150	19	65	Stock








***PVD Finish (Graphite Black, Satin Rose Gold, Polished Rose Gold, Titanium Gold)**

minimum order quantity and extended lead time may apply.

Item	Image	List Price				Length mm	Diameter mm	CTC mm	Proj. mm	Lead Time
		PSS	SSS	SBL / SBR	PVD					PSS,SSS, SBL & SBR
TR-909-C		\$262	\$253	\$262	\$315	620	19	600	82	Stock
TR-909-D		\$236	\$227	\$236	\$283	470		450		
TR-909-E		\$218	\$209	\$218	\$262	320		300		
						Diameter mm	Thickness mm			
BPS-45*		\$102	\$94	N/A	N/A	35		5	Stock	
BPR-45*		\$96	\$94	N/A	N/A	35		5	Stock	

* For dry wall installation

*PVD Finish (Graphite Black, Satin Rose Gold, Polished Rose Gold, Titanium Gold) minimum order quantity and extended lead time may apply.

Item	Image	List Price				Length mm	Section mm	Proj. mm	Lead Time
		PSS	SSS	SBL / SBR	PVD				PSS,SSS, SBL & SBR
TR-610-C		\$262	\$253	\$262	\$315	615	15x15	75	Stock
TR-610-D		\$236	\$227	\$236	\$283	465			
TR-610-E		\$218	\$209	\$218	\$262	315			
TRH-803		\$298	\$271	\$333	\$383	100	16x16	75	Stock
							Diameter mm	CTC mm	
TR-1550-A		\$229	\$154	\$229	\$275	619	19	600	Stock
TR-1550-B		\$207	\$145	\$207	\$248	469		450	
TR-1550-C		\$186	\$137	\$186	\$224	319		300	
						Width mm	Rose Dia. mm	Rod Dia. mm	
TRH-855		\$306	\$280	\$343	\$394	145	48	16	Stock
PTH-440*		\$362	\$343	\$405	\$467	10	18	90	Stock
						Length mm	Width mm	Depth mm	
NT-250		\$176	\$136	\$204	\$234	250	170	30	Stock
NT-300		\$168	\$132	\$193	\$222	300	130	30	Stock

***PVD Finish (Graphite Black, Satin Rose Gold, Polished Rose Gold, Titanium Gold)**
minimum order quantity and extended lead time may apply.

Screws & Components

Item	Description	Hardware	List Price
SCR-M4X90-USS	Crossed drive, flat head machine screw , M4 x 90mm, 304 SS, unfinished SS	Pocket lock extra thick door	\$8
SCR-M5X90-USS	Crossed drive, flat head machine screw, M5 x 90mm, 304 SS, unfinished SS	Large Pull Through Bolt (D) mtg. w/o disc.	\$13
SCR-M6X90-USS	Crossed drive, flat head machine screw, M6 x 90mm, 304 SS, unfinished SS	Large Pull Through Bolt (D) mtg. w/o disc.	\$15
SCR-M8X90-USS	Crossed drive, flat head machine screw, M8 x 90mm, 304 SS, unfinished SS	Large Pull Through Bolt (D) mtg. w/o disc.	\$20
SCR-M6X45-USS	Crossed drive, flat head machine screw, M6 x 45mm, 304 SS, unfinished SS	Large Pull Through Bolt (D) mtg. w/o disc.	\$13
SCR-M8X45-USS	Crossed drive, flat head machine screw, M8 x 45mm, 304 SS, unfinished SS	Large Pull Through Bolt (D) mtg. w/o disc.	\$17
SCR-BM8X130-USS	Slotted drive flat head screw with notch for set screw, M8 x 130mm, 304 SS, unfinished SS	Large pull BTB (B) and Through bolt (D) with disc.mtg. only	\$20
SCR-BM6X60-USS	Slotted drive flat head screw with notch for set screw, M6 x 60mm, 304 SS, unfinished SS	Large pull BTB (B) and Through bolt (D) with disc.mtg. only	\$20
SCR-BM8X60-USS	Slotted drive flat head screw with notch for set screw, M8 x 60mm, 304 SS, unfinished SS	Large pull BTB (B) and Through bolt (D) with disc.mtg. only	\$20
SCR-BM6X40-USS	Slotted drive flat head screw with notch for set screw, M6 x 40mm, 304 SS, unfinished SS	Large Pull BTB (B) and Through Bolt (D) with disc. mtg. only	\$20
SCR-BM8X40-USS	Slotted drive flat head screw with notch for set screw, M8 x 40mm, 304 SS, unfinished SS	Large Pull BTB (B) and Through Bolt (D) with disc. mtg. only	\$20
SCR-M4X16-USS	Pan head M4 x 16mm screw, SS 304, unfinished SS	Cabinet Pulls	\$0.49
SCR-M4X20-USS	Pan head M4 x 20mm screw, SS 304, unfinished SS	Cabinet Pulls	\$0.49
SCR-M4X25-USS	Pan head M4 x 25mm screw, SS 304, unfinished SS	Cabinet Pulls	\$0.49
SCR-M4X30-USS	Pan head M4 x 30mm screw, SS 304, unfinished SS	Cabinet Pulls	\$1
SCR-M4X35-USS	Pan head M4 x 35mm screw, SS 304, unfinished SS	Cabinet Pulls	\$1
SCR-M4X40-USS	Pan head M4 x 40mm screw, SS 304, unfinished SS	Cabinet Pulls	\$1
SCR-M4X50-USS	Pan head M4 x 50mm screw, SS 304, unfinished SS	Cabinet Pulls	\$1
SCR-M5X25-USS	Pan head M5 x 25mm screw, SS 304, unfinished SS	Cabinet Pulls	\$1

***PVD Finish (Graphite Black, Satin Rose Gold, Polished Rose Gold, Titanium Gold) minimum order quantity and extended lead time may apply.**

Item	Description	Hardware	List Price
SCR-M5X30-USS	Pan head M5 x 30mm screw, 304 SS, unfinished SS	Cabinet Pulls	\$1
SCR-M5X35-USS	Pan head M5 x 35mm screw, 304 SS, unfinished SS	Cabinet Pulls	\$1
SCR-M5X40-USS	Pan head M5 x 40mm screw, 304 SS, unfinished SS	Cabinet Pulls	\$1
SCR-M5X45-USS	Pan head M5 x 45mm screw, 304 SS, unfinished SS	Cabinet Pulls	\$1
SCR-M5X50-USS	Pan head M5 x 50mm screw, 304 SS, unfinished SS	Cabinet Pulls	\$1
SCR-LM4X60-USS	Break-away screw with female socket, M4 x 60mm , 304 SS, unfinished SS	Lever Sub-Rose Adaptor	\$6
SCR-SCM5X4-USS	Set screw M5 x 4mm (very pointed), SS 304, unfinished SS	Door pull, Bathroom Accessories	\$0.49
SCR-SCM6X8-USS	Set screw M6 x 8mm (very pointed) SS 304, unfinished SS	Door Lever	\$1
SCR-SCM4X3-USS	Set Screw M4 x 3mm, 304 SS, unfinished SS	Small Rose	\$0.49
SCR-SCM4X4-USS	Set Screw M4 x 4mm, 304 SS, unfinished SS	Large Rose	\$0.49
SCR-M4OVX45-USS	Slotted drive oval break-away screw M4 x 45mm, 304 SS, unfinished SS	Pocket Lock Series lock trim	\$6
SCR-M6OV106-SSS	Slotted drive oval break -away screw, M6 x 106mm, SS 304, Satin SS	EPA, MPE, TGA	\$13
SCR-WSHI-PSS	Wood screw 8.6mm Philips head, 30mm long, Polished SS	Hinge	\$1
SCR-WSHI-SSS	Wood screw 8.6mm Philips head, 30mm long, Satin SS	Hinge	\$1
SCR-WSHRB-USS	Wood screw (to be used with HRB-SMP10-USS), 8.6mm Phillips head, 40 mm long, SS 304, unfinished SS	Surface HRB	\$1
SCR-HRBHEX-USS	Flat head screw with hex drive M5 x 13mm, 304 SS, unfinished SS	HRB	\$0.49
SCR-DBM55/ 70-USS	Screw M5 x 70mm breakaway, 304 SS, unfinished SS	Deadbolt trim	\$6
SCR-BNTM8-BR	M8, Brass Nut, Threaded, Brass SS.	Entry & Appliance Pulls, Bathroom accessories	\$6
SCR-BNTM6-BR	M6, Brass Nut, Threaded, Brass SS.	Entry & Appliance Pulls, Bathroom accessories	\$6
SCR-BNPM8-BR	M8, Brass Nut, Plain (unthreaded), Brass SS.	Entry & Appliance Pulls, Bathroom accessories	\$6
SCR-BNPM6-BR	M6, Brass Nut, Plain (unthreaded), Brass SS.	Entry & Appliance Pulls, Bathroom accessories	\$6

***PVD Finish (Graphite Black, Satin Rose Gold, Polished Rose Gold, Titanium Gold) minimum order quantity and extended lead time may apply.**

Item	Image	Dimension / Description	List Price					Lead Time	
			PSS	SSS	USS	SBL / SBR	PVD	PSS & SSS	
Door Stop Bumpers									
	FOR BUMPER IMAGES REFER TO PARTICULAR DOOR STOPS.	Black & White Rubber NOTE: BLACK RUBBER TIP ONLY FOR DS-30-B AND DS-106						Stock	
DS-TIP20					\$2				
DS-TIP25					\$4				
DS-TIP30					\$4				
DS-TIP50					\$2				
DS-TIP55					\$2				
DS-TIP75 (A or B)					\$4				
DS-TIP90					\$5				
DS-TIP95					\$2				
DS-TIP103					\$4				
DS-TIP105					\$6				
DS-TIP106					\$5				
Pocket Door / PL Components									
PLD160RT-I		Pocket Door Round Passage Inside Trim	\$120	\$110		\$127	\$143	Stock	
PLD160RT-O		Pocket Door Round Passage Outside Trim	\$120	\$110		\$127	\$143		
PLD160ST-I		Pocket Door Square Passage Inside Trim	\$120	\$110		\$127	\$143		
PLD160ST-O		Pocket Door Square Passage Outside Trim	\$120	\$110		\$127	\$143		
PLA160ST-I		Pocket Door Inside Square Trim	\$148	\$137		\$155	\$177		
PLA160-ST-O		Pocket Door Outside Square Trim	\$148	\$137		\$155	\$177		
PLA160RT-I		Pocket Door Round Privacy Inside Trim	\$148	\$137		\$155	\$177		
PLA160RT-O		Pocket Door Round Privacy Outside Trim	\$148	\$137		\$155	\$177		
PL-ADER		ADA Emergency Release Knob for PL-Series	\$39	\$36		\$39	\$46		
PL-KNADA		ADA Turn Piece for PL-Series	\$48	\$44		\$48	\$58		
PL-SPDL31-USS		31 mm Spindle for PL-Series			\$4				
PL-SPDL36-USS		36 mm Spindle for PL-Series			\$4				
PL-SPDL41-USS		41 mm Spindle for PL-Series			\$4				
PL-KNBAR		Straight Knob for PLA160	\$32	\$30		\$32	\$40		
PL-CCLIPS-BLK		Black-Finish Steel External Retaining Ring			\$2				
PL-OVSCR45		Oval Slot Head M4 Breakaway Screw		\$6		\$6	\$12		
Hand Rail Brackets / HRB Components									
HRB-10BDY		Body for HRB10	\$85	\$79		\$85	\$102		Stock
HRB-11BDY		Body for HRB11	\$85	\$79		\$85	\$102		
HRB-12BDY		Body for HRB12	\$101	\$91		\$101	\$121		
HRB-13BDY		Body for HRB13	\$113	\$106		\$113	\$136		
HRB-14BDY		Body for HRB14	\$114	\$108		\$114	\$137		
HRB-16BDY		Body for HRB16	\$113	\$106		\$113	\$136		
HRB-17BDY		Body for HRB17	\$114	\$108		\$114	\$137		
HRB-FLATPLT		Flat Plate for HRB	\$33	\$31		\$39	\$44		
HRB-CURVPLT		Curve Plate for HRB	\$37	\$31		\$39	\$44		
HRB-SROSE-A		Square Rose, 52 x 52 mm Sec, 10 mm Center Hole	\$43	\$36		\$41	\$51		
HRB-RROSE-A		Round Rose, 50 mm Dia, 10 mm Center Hole	\$35	\$26		\$30	\$40		
HRB-SROSE-B		Square Rose for Square Bar Rail Bracket, 52 x 52 mm Sec, No Center Hole	\$43	\$36		\$41	\$51		
HRB-RROSE-B		Round Rose for Round Bar Rail Bracket, 50 mm Dia, No Center Hole	\$35	\$26		\$30	\$40		
HRB-BMP10		Blank Mounting Plate with Hole for 10 mm Screw			\$26				
HRB-CMS10		Concrete Mounting M10 Screw and Sleeve			\$14				
HRB-GMP10		Glass Mounting Plate with M10 Screw			\$40				
HRB-SMP10		Surface Mounting Plate with M10 Screw			\$43				
HRB-GKIT-WHI		Glass Mounting Gasket Kit for HRB			\$14				
HRB-SMP10-PK		Surface Mounting Screw and Anchor Pack for HRB			\$14				

Item	Image	Dimension / Description	List Price					Lead Time
			PSS	SSS	USS	SBL / SBR	PVD	PSS & SSS
Lever Components								
L-AKEY2		Allen Key, 2mm for 52mm Rose			\$2			Stock
L-AKEY3		Allen Key, 3mm for Lever/ Knob			\$2			
L-SPR47		Spring Assisted Sub Rose, 47mm dia. With Ring			\$138			
L-SPR60M/F		Spring Assisted Sub Rose 60mm M/F (Alpine Collection only)			\$77			
L-PR64SL		Privacy Rose, 64mm, Left, Square	\$34	\$28		\$39	\$45	
L-PR64SR		Privacy Rose, 64mm, Right, Square	\$34	\$28		\$39	\$45	
L-PR62RL		Privacy Rose, 62mm, Left, Round	\$19	\$16		\$23	\$27	
L-PR62RR		Privacy Rose, 62mm, Right, Round	\$19	\$16		\$23	\$27	
L-PA-64S0		Passage Rose, 64mm, Square	\$34	\$28		\$39	\$45	
L-PA62R0		Passage Rose, 62mm, Round	\$19	\$16		\$23	\$27	
L-SP8PA101		Passage Spindle - 8mm Square, 101mm			\$13			
L-SP8PA114		Passage Spindle - 8mm Square, 114mm			\$13			
L-SP8PR101		Privacy Spindle - 8mm Square, 101mm			\$16			
L-SP8PR114		Privacy Spindle - 8mm Square, 114mm			\$16			
LL-FDP		Linnea Full Dummy Plate			\$30			
LL-SDP		Linnea Single Dummy Plate			\$15			
LL-PIN43		Push Button Pin for Privacy Lever, 7.5X10mm head, 3.8X23mm pin, M3X5mm threaded area, OA 43mm	\$19	\$16		\$19	\$26	
DB63 Components								
DB-RC6310		Round Inside Trim, 63x10mm	\$79	\$58		\$67	\$95	Stock
DB-SC6310		Square Inside Trim, 63x10mm	\$92	\$67		\$77	\$110	
DB-RC6315		Round Outside Trim, 63x15mm	\$131	\$104		\$116	\$158	
DB-SC6315		Square Outside Trim, 63x15mm	\$146	\$116		\$128	\$175	
DB-KN925S		Square Knob for DB	\$49	\$29		\$34	\$58	
DB-KN925R		Round Knob for DB	\$49	\$29		\$34	\$58	
DB-CY3423S		Single Cylinder for DB	\$41	\$41		\$41	\$52	
DB-CY3423D		Double Cylinder for DB	\$117	\$117		\$117	\$133	
D400-AS-T400		Tail piece f/Single 4"x0.255"x0.078"			\$7			
DB-PVT17		Pivot for Deadbolt Turn Piece	Comes As A Set: \$93					
DB-MTP58		Mounting Plate for DB	Possible Finish for DB-PVT17: PSS, SSS, PVD & for DB-MTP-58: USS					
PB63 Components								
DB-RC6310		Round Inside Trim, 63x10mm	\$79	\$58		\$67	\$95	Stock
DB-SC6310		Square Inside Trim, 63x10mm	\$92	\$67		\$77	\$110	
DB-KN925S		Square Knob for DB	\$49	\$29		\$34	\$58	
DB-KN925R		Round Knob for DB	\$49	\$29		\$34	\$58	
D400-AS-T400		Tail piece f/Single 4"x0.255"x0.078"			\$7			
DB-PVT17		Pivot for Deadbolt Turn Piece	Comes As A Set with DB-MTP58: \$93					

***PVD Finish (Graphite Black, Satin Rose Gold, Polished Rose Gold, Titanium Gold) minimum order quantity and extended lead time may apply.**

Order Forms



Large Pull Order Form

Company: _____

Contact: _____ Date: _____ PO #: _____

In order to process your order without error, please fill out this form for each item and fax back to 770-559-9051 or email to: order@linnea-home.com

Part Number: _____ CTC Length: _____(mm) OA Length: _____(mm)

Mounting Type:

Through bolt _____ Back to back _____ Surface _____

Door Type:

Wood _____ Metal _____ Glass _____ Other _____

Door Thickness _____ (inches) Finish _____

Handing: Right _____ Left _____

Notes:

- The lead time for ALL made to order pulls are 8 – 10 weeks. The shipping time can be expedited but NOT PRODUCTION
- This form MUST be completed correctly and checked, once an order is in process it cannot be changed
- A 50% deposit is required before order is placed. Correct price will show on the order confirmation copy. Please NOTIFY Linnea customer service once deposit is made in order to avoid any delay in order processing
- Large pull orders are NON-RETURNABLE

Approved by: _____ Print Name: _____





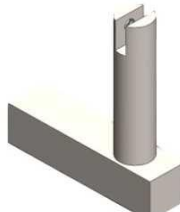









Handrail Bracket Order Form

Company: _____ Date: _____

Contact: _____ PO #: _____

Please circle the pictures below to create your custom Handrail Bracket

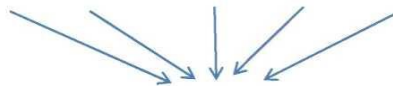
Item # HRB - _____

Body	10		11		12	
	13		14		VS	
					VR	
Mounting	Surface		Concrete		Glass	
Clamp	Flat		Curve			
Rose	Round		Square			
Finish	Satin SS		Polish SS			

How to Specify

HRB - Body - Mounting Clamp Rose - Finish

Example: Body 11, surface mounting, curve clamp, round rose, Polished Stainless Steel



HRB - 11 - SCR-PSS



Customer: _____

PO #: _____

Lever Handle Order Form

Lever Design	Rose		Door Thickness			Hole Diameter		Function		Backset		Finish	
	Square	Round	1 3/8 "	1 3/4"	Other	2 1/8"	Other	RH	LH	2 3/8 "	2 3/4 "	SSS	PSS
LL-								PA					
								PR					
								FD					
								SD					
LL-								PA					
								PR					
								FD					
								SD					
LL-								PA					
								PR					
								FD					
								SD					

How to Specify

Lever -Rose-Function-Finish

Example: Lever 12, Round Rose, Privacy Function, Satin Stainless Steel



LL12R-PR-SSS

1-800-219-2366 order@linnea-home.com linnea-home.com

CONVERSION GUIDE

From Metric (millimeters) to Imperial (Inches)

Please Note: Conversions are approximate (using mm/25.4 = inches) and should be used as a guideline only.

Metric (mm)	Imperial (In.)	Metric (mm)	Imperial (In.)	Metric (mm)	Imperial (In.)	Metric (mm)	Imperial (In.)
2	0.08	59	2.32	117	4.61	176	6.93
2.5	0.10	60	2.36	118	4.65	177	6.97
3	0.12	61	2.40	119	4.69	178	7.01
4	0.16	62	2.44	120	4.72	179	7.05
5	0.20	63	2.48	121	4.76	180	7.09
6	0.24	64	2.52	122	4.80	181	7.13
7	0.28	65	2.56	123	4.84	182	7.17
8	0.31	66	2.60	124	4.88	183	7.20
9	0.35	67	2.64	125	4.92	184	7.24
10	0.39	68	2.68	126	4.96	185	7.28
11	0.43	69	2.72	127	5.00	186	7.32
12	0.47	70	2.76	128	5.04	187	7.36
13	0.51	71	2.80	129	5.08	188	7.40
14	0.55	72	2.83	130	5.12	189	7.44
15	0.59	73	2.87	131	5.16	190	7.48
16	0.63	74	2.91	132	5.20	191	7.52
17	0.67	75	2.95	133	5.24	192	7.56
18	0.71	76	2.99	134	5.28	193	7.60
19	0.75	77	3.03	135	5.31	194	7.64
20	0.79	78	3.07	136	5.35	195	7.68
21	0.83	79	3.11	137	5.39	196	7.72
22	0.87	80	3.15	138	5.43	197	7.76
23	0.91	81	3.19	139	5.47	198	7.80
24	0.94	82	3.23	140	5.51	199	7.83
24.5	0.96	83	3.27	141	5.55	200	7.87
25	0.98	84	3.31	142	5.59	201	7.91
26	1.02	85	3.35	143	5.63	202	7.95
27	1.06	86	3.39	144	5.67	203	7.99
28	1.10	87	3.43	145	5.71	204	8.03
29	1.14	88	3.46	146	5.75	205	8.07
30	1.18	89	3.50	147	5.79	206	8.11
31	1.22	90	3.54	148	5.83	207	8.15
32	1.26	91	3.58	149	5.87	208	8.19
33	1.30	92	3.62	150	5.91	209	8.23
34	1.34	93	3.66	151	5.94	210	8.27
35	1.38	94	3.70	152	5.98	211	8.31
36	1.42	95	3.74	153	6.02	212	8.35
37	1.46	96	3.78	154	6.06	213	8.39
38	1.50	97	3.82	155	6.10	214	8.43
39	1.54	98	3.86	156	6.14	215	8.46
40	1.57	99	3.90	157	6.18	216	8.50
41	1.61	100	3.94	158	6.22	217	8.54
42	1.65	101	3.98	159	6.26	218	8.58
43	1.69	102	4.02	160	6.30	219	8.62
44	1.73	103	4.06	161	6.34	220	8.66
45	1.77	104	4.09	162	6.38	221	8.70
46	1.81	105	4.13	163	6.42	222	8.74
47	1.85	106	4.17	164	6.46	223	8.78
48	1.89	107	4.21	165	6.50	224	8.82
49	1.93	108	4.25	166	6.54	225	8.86
50	1.97	108.7	4.28	167	6.57	228	8.98
51	2.01	109	4.29	168	6.61	230	9.06
52	2.05	110	4.33	169	6.65	232	9.13
53	2.09	111	4.37	170	6.69	234	9.21
54	2.13	112	4.41	171	6.73	235	9.25
55	2.17	113	4.45	172	6.77	240	9.45
56	2.20	114	4.49	173	6.81	244	9.61
57	2.24	115	4.53	174	6.85	245	9.65
58	2.28	116	4.57	175	6.89	248	9.76

CONVERSION GUIDE

From Metric (millimeters) to Imperial (Inches)

Please Note: Conversions are approximate (using mm/25.4 = inches) and should be used as a guideline only.

Metric (mm)	Imperial (In.)	Metric (mm)	Imperial (In.)	Metric (mm)	Imperial (In.)	Metric (mm)	Imperial (In.)
250	9.84	405	15.94	600	23.62	930	36.61
255	10.04	410	16.14	603	23.74	940	37.01
256	10.08	415	16.34	608	23.94	950	37.40
260	10.24	416	16.38	610	24.02	960	37.80
264	10.39	420	16.54	620	24.41	967	38.07
265	10.43	425	16.73	630	24.80	970	38.19
266	10.47	430	16.93	635	25.00	973	38.31
270	10.63	432	17.01	640	25.20	976	38.43
272	10.71	434	17.09	646	25.43	980	38.58
275	10.83	435	17.13	650	25.59	990	38.98
280	11.02	440	17.32	655	25.79	1000	39.37
284	11.18	444	17.48	660	25.98	1010	39.76
285	11.22	445	17.52	670	26.38	1011	39.80
288	11.34	446	17.56	672	26.46	1016	40.00
290	11.42	447	17.60	676	26.61	1020	40.16
292	11.50	448	17.64	680	26.77	1023	40.28
294	11.57	450	17.72	690	27.17	1030	40.55
295	11.61	451	17.76	700	27.56	1040	40.94
297	11.69	452	17.80	704	27.72	1050	41.34
298	11.73	455	17.91	706	27.80	1060	41.73
300	11.81	458	18.03	708	27.87	1070	42.13
301	11.85	460	18.11	710	27.95	1080	42.52
304	11.97	463	18.23	720	28.35	1090	42.91
305	12.01	464	18.27	730	28.74	1100	43.31
310	12.20	465	18.31	732	28.82	1125	44.29
315	12.40	470	18.50	736	28.98	1140	44.88
316	12.44	475	18.70	740	29.13	1150	45.28
320	12.60	480	18.90	746	29.37	1152	45.35
325	12.80	484	19.06	748	29.45	1175	46.26
328	12.91	485	19.09	750	29.53	1185	46.65
330	12.99	488	19.21	752	29.61	1196	47.09
334	13.15	490	19.29	760	29.92	1200	47.24
335	13.19	492	19.37	762	30.00	1225	48.23
336	13.23	494	19.45	770	30.31	1232	48.50
340	13.39	495	19.49	775	30.51	1238	48.74
344	13.54	497	19.57	776	30.55	1240	48.82
345	13.58	500	19.69	780	30.71	1250	49.21
350	13.78	501	19.72	784	30.87	1275	50.20
352	13.86	505	19.88	790	31.10	1280	50.39
355	13.98	510	20.08	800	31.50	1300	51.18
360	14.17	512	20.16	807	31.77	1325	52.17
362	14.25	515	20.28	810	31.89	1350	53.15
364	14.33	519	20.43	816	32.13	1359	53.50
365	14.37	520	20.47	820	32.28	1360	53.54
368	14.49	530	20.87	830	32.68	1375	54.13
370	14.57	540	21.26	835	32.87	1380	54.33
375	14.76	544	21.42	840	33.07	1390	54.72
376	14.80	548	21.57	844	33.23	1400	55.12
380	14.96	550	21.65	850	33.46	1408	55.43
384	15.12	554	21.81	860	33.86	1425	56.10
385	15.16	560	22.05	870	34.25	1440	56.69
388	15.28	563	22.17	880	34.65	1475	58.07
390	15.35	570	22.44	888	34.96	1488	58.58
392	15.43	579	22.80	980	38.58	1500	59.06
394	15.51	580	22.83	986	38.82	1520	59.84
395	15.55	584	22.99	900	35.43	1550	61.02
397	15.63	590	23.23	907	35.71	1600	62.99
399	15.71	595	23.43	910	35.83	1700	66.93
400	15.75	597	23.50	920	36.22	1800	70.87