

ROCKWOOD®
ASSA ABLOY

Experience a safer
and more open world

ROCKWOOD
PRICE BOOK – ARCHITECTURAL

USA & CANADA PRICES EFFECTIVE MARCH 3, 2025

Table of Contents

General Information	2-6		
Numeric Index	3		
Ordering Information	4-5		
Post Mounted Pulls/General Information	6		
Architectural Pulls	7-57		
AccenTek™ (solid pulls with accents)	47		
AccenTek™ (solid groove pulls)	50		
ArborMet (wood grip pulls)	39-41		
ArborTek (wood grip pulls)	42-46		
BandWidth (collar mount pulls)	18-20		
CenTrex (shaped pulls)	49		
Classic (finial pulls)	53		
Edge Pulls (for closet doors)	10		
Flush Pulls	10		
GeoMetek (hex, diamond & narrow profile pulls)	67-70		
Groove (straight & offset pulls)	25		
Knurled (straight & offset pulls)	67		
LineaMax (grooved pulls)	31-34		
Locking Door Pull System	71-75		
MariTek (tapered pulls)	53		
MegaCurve (long curved pulls)	16		
MegaTek (straight & offset pulls)	26-28		
MezzoTek (necked post pulls)	17		
NeoCylinder (w/ or w/o GripZone)	66		
NeoMax (pulls w/GripZone)	29-31		
NeoMetrix (w/GripZone)	24		
NeoMitre (w/ or w/o GripZone)	66		
NoirMet (black anodized grip)	35-36		
NoirTek (black anodized grip)	37-38		
OvalTek (true oval grip)	21		
OvalTek (flat oval grip)	22		
Panic Device	76		
PlanTek (flat front pulls)	51-52		
		RightAngles (w/ or w/o GripZone)	9
		SkewTek (angled end & D-tube pulls)	46-48
		Strikes	77
		SoftMet (*Santoprene™ grip)	23
		SoftTek (Santoprene™ grip)	24
		Traditional (decorative pulls & plates)	53
		Tubular (1 ¼" and 1 ½" diameter pulls)	8
		Leather Architectural Pulls	50-60
		English Bridle Leather (straight & offset pulls)	54-55
		Flush Leather Pulls	60-63
		Leather Oval (ergonomic pulls)	59
		LeatherWood Pulls (straight & offset pulls)	43
		Upholstery Leather GeoMetek	64
		Upholstery Leather (straight & offset pulls)	56-58
		Small Architectural Pulls	9-61
		ArborMet	15
		GripZone	14
		Groove	14
		Knurled	16
		Leather	65
		MegaTek	13
		NeoMitre	15
		NoirMet	15
		Wire	9
		Architectural Accessories	10-11
		Coat Hooks	11
		Door Stops	11-12
		Push Plates, Pull Plates and Signage	12
		Architectural Finishes	78
		Mounting Types	79
		Mounting Details	80-81
		Fasteners - Spare Parts	82-84
		Mounting Kits	85

*Santoprene™ is a registered trademark of the Exxon Mobil Corporation.

ROCKWOOD
ASSA ABLOY

Experience a safer
and more open world

USA & Canada Prices Effective March 3, 2025
Check the websites for the most updated product information.

USA: 800 458 2424 • www.rockwoodmfg.com | Canada: 800 461 3007 • www.assaabloydss.ca
Copyright © 2021-2025, ASSA ABLOY Accessories and Door Controls Group, Inc. All rights reserved. Reproduction in whole or in part without the express written permission of ASSA ABLOY Accessories and Door Controls Group, Inc. is prohibited.

Numeric Index

No.	Description	Page	No.	Description	Page
570	Dust Proof Strike	74	RM2000 - RM2034	MegaCurve.....	16
DGBKIT	Bushing Kit for Glass Doors.....	75	RM2110 - RM2150	MezzoTek	17
DP3301	MegaTek Dummy Pull (round).....	74	RM2200 - RM2290	BandWidth	18-20
DP3401	NeoTek Dummy Pull.....	74	RM2300 - RM2330	OvalTek (true oval).....	21
DP7901	GeoMetek Dummy Pull (square)....	74	RM2400 - RM2420	OvalTek (flat oval).....	22
ESK-SGL	Panic Strike Kits	77	RM2510 - RM2570	SoftMet.....	24
ESK-MS-SGL	Panic Strike Kits	77	RM2610 - RM2640	SoftTek	25
ES-310-1-3/4	Electric Strike Kits.....	77	RM3010 - RM3060	NeoMetrix.....	24
ESK-1600-SGL	Panic Strike Kits	77	RM3101 - RM3181	Groove.....	25
FL3301	Flat Latch Locking Pull	75	RM3300 - RM3342	MegaTek.....	26-28
INSFL3301	Flat Latch Inswing Locking Pull	75	RM3400 - RM3442	NeoMax.....	29-31
LP3301	Locking Pull PostMount	71	RM3512 - RM3782	LineaMax.....	31-34
LP3305	Locking Pull PostMount	71	RM3800 - RM3854	NoirMet.....	35-37
LP3401	Locking Pull NeoTek	72	RM3900 - RM3954	NoirTek	37-38
LP6061	Locking Pull English Bridle	72-73	RM4000 - RM4054	ArborMet	39-41
	Leather Wrapped		RM4100 - RM4190MP	ArborTek	42-46
LP6161	Locking Pull Upholstery	73	RM4200 - RM4274	SkewTek	46-48
	Leather Wrapped		RM4400 - RM4516RH	CenTrex.....	49
LP6440	Locking Pull Upholstery	74	RM4700 - RM4850	AccenTek™	50
	Leather Wrapped		RM5200 - RM5280	PlanTek.....	51-52
LP7901	Locking Pull GeoMetek.....	74	RM5500 - RM5598	Traditional.....	53
LPS01 - LPS12	Locking Pull Strikes.....	74	RM5650 - RM5670	Classic.....	53
PDU8500 - PDU8500-6	Panic Device	76	RM5700 - RM5702	MariTek.....	53
RM201 - RM372	Tubular.....	8	RM6060 - RM6092	English Bridle Leather.....	54-55
RM405 - RM423	RightAngles	9	RM6141 - RM6192	Upholstery Leather	56-58
RM710 - RM735	Small Pulls (Wire).....	9	RM6200 - RM6240	Leather Oval	59
RM751 - RM760	Edge Pulls - for Closet Doors.....	10	RM6300 - RM6354	Flush Leather Pulls	60-63
RM780 - RM791	Flush Pulls	10	RM6400 - RM6440	Upholstery Leather GeoMetek.....	64
RM801 - RM843	Coat Hooks.....	11	RM6500 - RM6730	Small Pulls (Leather)	65
RM850 - RM877	Door Stops.....	11-12	RM7101 - RM7240	NeoCylinder	66
RM1010 - RM1160	Push Plates, Pull Plates,	12	RM7300 - RM7450	NeoMitre	66
	and Signage		RM7500 - RM7531	Knurled	67
RM1200 - RM1270	Small Pulls (MegaTek, Groove)..	13-14	RM7700	GeoMetek (Hexagonal)	67
RM1300 - RM1370	Small Pulls (GripZone)	14	RM7800 - RM7865	GeoMetek (Diamond)	68
RM1410 - RM1470	Small Pulls (NoirMet)	15	RM7900 - RM7960	GeoMetek (Narrow Profile)....	69-70
RM1510 - RM1570	Small Pulls (ArborMet)	15	SP1001 - SP1082	Fasteners - Spare Parts	82-84
RM1665 - RM1675	Small Pulls (NeoMitre).....	15	KIT1 - KITRM380G	Mounting Kits.....	85
RM1701 - RM1731	Small Pulls (Knurled)	16			

USA & Canada Prices Effective March 3, 2025
Check the websites for the most updated product information.

USA: 800 458 2424 • www.rockwoodmfg.com | Canada: 800 461 3007 • www.assaabloydss.ca

Copyright © 2021-2025, ASSA ABLOY Accessories and Door Controls Group, Inc. All rights reserved. Reproduction in whole or in part without the express written permission of ASSA ABLOY Accessories and Door Controls Group, Inc. is prohibited.

ROCKWOOD
ASSA ABLOY

Experience a safer
and more open world

Ordering Information

This price list cancels and supersedes all prior listings.

Orders are accepted with the understanding that they will be billed at prices in effect at time of shipment.

Prices are subject to change without notice.

We reserve the right to decline the whole or part of orders in which the price or quantity of goods is not acceptable to us.

NOTE: If matching pulls to a previous job, please provide original PO or Order #.

Easy Order Placement

USA:

By Phone: 1-800-458-2424 Monday through Thursday 8:00 am ET to 7:30 pm ET, Friday 8:00 am ET to 5:00 pm ET

By Fax: Orders may be faxed to 1-800-922-9212

By Email: orders.rockwood@assaabloy.com

By Internet: <http://extranet.assaabloydss.com/> and select Order Entry under the Customer Service Menu

Canada:

By Phone: 1-800-461-3007 Monday through Friday 8:00 am ET to 5:00 pm ET

By Fax: Orders may be faxed to 1-800-461-8989

By Email: cavau-orders@assaabloy.com

By Internet: <http://extranet.assaabloydss.ca/> and select Order Entry under the Customer Service Menu

Terms and Conditions of Sale

Terms: 1% 15 days, net 30 days

Remit Payment To: PNC Bank/Rockwood, PO Box 644489, Pittsburgh, PA 15264-4489

For Terms & Conditions and Warranty information pertaining to product sales in Canada, please visit www.assaabloy.ca/terms

Freight Policy

Freight Terms Continental US: All orders are F.O.B. factory via the most economical routing. Purchaser assumes the risk of loss or damage in transit.

- **Standard Freight:** For NET orders of \$2,000 or more, freight will be prepaid.
- **Long Length Freight:** All shipments that exceed 96" in packaged length must be shipped LTL. A surcharge fee of \$150 will be applied to all Net orders below \$3,000. Add 4" to the length of the product for finish package length.
- **Extreme Length Freight:** All shipments between 144" – 216" in packaged length must be shipped LTL. A surcharge fee of \$400 will be applied to all orders.

Freight Terms Alaska & Hawaii: All orders are F.O.B. factory via the most economical routing. Purchaser assumes the risk of loss or damage in transit.

- **Standard Freight:** For NET orders of \$2,750 or more, freight will be prepaid.
- **Long Length Freight:** All shipments that exceed 96" in packaged length must be shipped LTL. A surcharge fee of \$250 will be applied to all Net orders below \$3,750. Add 4" to the length of the product for finish package length.
- **Extreme Length & Bulky Freight:** Actual Freight will be charged. Please contact for a freight estimate.

Special Order Material

Special items made to your specifications are not returnable. These items are not subject to cancellation without consideration of expense involved at the cancellation date.

Samples

Salable samples will be charged at regular prices.

Returned Goods

Return no merchandise without written permission from the factory. Authorization will ensure your receiving proper credit. Errors in shipping may occasionally occur. If this is the case immediately notify the factory, and we will gladly make the proper adjustments. If the error is at the customer's end, a minimum charge of 25% plus freight will be incurred for handling. Unauthorized claims for labor or charges will not be allowed. No credit will be allowed beyond six months after invoice date.

Shortages

Claims for shortages must be made within 30 days of invoice date.

Templates

Upon request we will furnish templates for any of our standard items of manufacture. Commonly used templates are available on our website at www.rockwoodmfg.com.

Product Weight Information

NOTE: Weights indicated throughout the price list are approximate for brass, bronze or stainless steel base material. Aluminum base materials weigh approximately 1/3 the listed weights.

Engraving

Engraving may be added on many pulls and plates. Call factory for pricing.

Safer2Open™ Solutions

Safer2Open™ Solutions available on select Architectural Pulls with a straight post. Configure extended posts and/or closer posts, to easily allow for your arm to be placed above, below, or through the pull, limiting touch points.

For Terms and Conditions as well as Warranty information pertaining to product sales in Canada, please visit www.assaabloy.ca/terms.

ROCKWOOD
ASSA ABLOY

Experience a safer
and more open world

USA & Canada Prices Effective March 3, 2025
Check the websites for the most updated product information.

USA: 800 458 2424 • www.rockwoodmfg.com | Canada: 800 461 3007 • www.assaabloydss.ca
Copyright © 2021-2025, ASSA ABLOY Accessories and Door Controls Group, Inc. All rights reserved. Reproduction in whole or in part without the express written permission of ASSA ABLOY Accessories and Door Controls Group, Inc. is prohibited.

Export Control and Sanctions

The Customer represents and warrants to Rockwood that it will always act in compliance with Economic Sanctions and Export Control Laws, and that:

1. neither the Customer, its affiliates, or any of their respective directors, officers, employees nor, so far as the Customer is aware, any agents or other persons acting on behalf of any of the foregoing:
 - a. is, or has been, a Listed Person;
 - b. has engaged in any business dealings or activities that would reasonably be expected to result in it becoming a Listed Person;
 - c. directly or indirectly, has conducted or is conducting any business dealings or activities with or for the benefit of, or is otherwise involved in any business with a Listed Person, or otherwise acting in violation of Economic Sanctions and Export Control Laws;
 - d. has engaged or is engaging in any transaction that circumvents, evades or avoids, or has the purpose or effect of circumvention, evading or avoiding, or attempts to violate, any Economic Sanctions and Export Control Laws; or
 - e. is, or has been, in violation of, or subject to, any investigation or enquiry by, or on behalf of, any governmental or other regulatory body relating to Economic Sanctions and Export Control Laws.
2. the Customer shall act in compliance with Economic Sanctions and Export Control Laws, and shall not sell nor re-export the Product without all requisite licenses and approvals under Economic Sanctions and Export Control Laws;
3. the Customer shall not sell, export or re-export, the Product, directly or indirectly, to the Russian Federation or Belarus or for use in the Russian Federation or Belarus (whether or not permitted under Economic Sanctions and Export Control Laws applicable to the Customer);
4. the Customer shall undertake its best efforts to ensure that the purpose of this Clause is not frustrated by any third parties further down the commercial chain, including by possible resellers;
5. the Customer agrees to (i) cascade the contractual obligations set forth in this Clause. in contracts with third parties, including possible resellers, further down the commercial chain.; and (ii) set up and maintain an adequate monitoring mechanism to detect conduct by any third parties further down the commercial chain, including by possible resellers, that would frustrate the purpose of this Clause;
6. the representations and warranties set forth in Clause 10 above shall always remain true and correct;
7. the Customer will provide written notice to Rockwood as promptly as possible and in any event within five business days, if (i) any representation or warranty should cease to be true at any time., or (ii) the Customer should encounter any problems in applying Clauses b)- e), above, including any relevant activities by third parties that could frustrate the purpose of said clause; and
8. the Customer will not engage in any transaction for Military End-Use unless explicitly approved by Rockwood.
9. the Customer will provide all information relating to requests for Products, that the Customer suspects could violate or circumvent Economic Sanctions and Export Control Laws, including requests from or on behalf of a Listed Person, and other attempts to acquire Rockwood products in violation of Economic Sanctions and Export Control Laws. The Customer will, to the best of its abilities, cooperate with Rockwood to facilitate compliance with Economic Sanctions and Export Control Laws and will upon Rockwood's request provide Rockwood with true, complete and correct copies of all documentation relating to any business dealings involving the Product, including but not limited to, end-user certifications, information concerning compliance with the obligations under Clause. b)- e), and other information as may be required by Rockwood within two weeks of the simple request of such information.

Rockwood shall not be obliged to make any payment or take any other action if Rockwood believes in good faith that such action may constitute a violation, contribute to a violation, or constitute a circumvention of any Economic Sanctions and Export Control Laws.

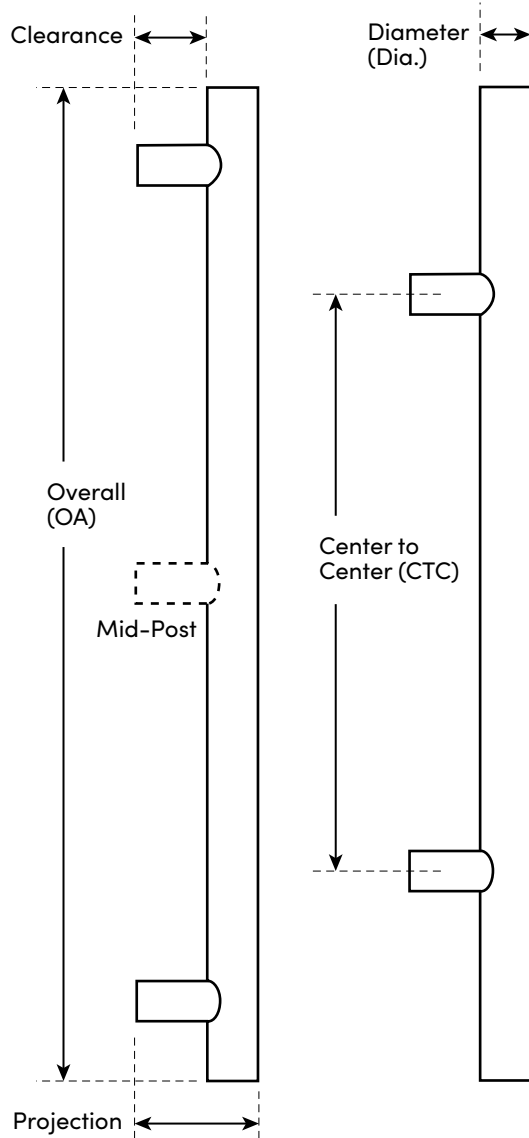
Compliance with Anti-Trust, Anti-Corruption and Data Privacy Laws

The Customer, its directors, officers, and employees shall perform their obligations under these Terms and Conditions in full compliance with the ASSA ABLOY Code of Conduct which is accessible online at: [CoC Business partner 2019 English.pdf](#)

Post Mounted Pulls

It is our goal that you get the best possible functional and aesthetic door pull from our wide selection. On long door pulls there will naturally be a small amount of flexing between mounting points that are far apart. We offer the following guidelines to help you determine when a mid-post is required or when you should consider altering the location of the mounting posts (by moving them closer together) in order to minimize the flexing of the grip. Making the grip rigid by adding a mid-post is the ideal condition for long pulls on all doors but is particularly important on all glass doors that have an inherent flexing in the door itself. The combined flexing of the door and the pull can loosen mechanical joints and stress the fasteners.

Our recommendations for adding a mid-post to long door pulls is based on a theoretical pull load of 30 lbs. (foot pounds) maximum to open the door, which is a greater than the typical force required to open an average door. The maximum amount of deflection of the grip you will see at that force is $\frac{3}{8}$ ". The conditions on your job site can vary due to door weight, wind loading, closer settings, locked doors being aggressively pulled and other circumstances. It is our recommendation that you add a mid-post if there is any question about heavy or hard to open doors; having an extra mounting point always makes for a more stable and durable installation.



On long pulls, post can be positioned closer to each other and farther away from ends as a strategy to avoid mid-post if door condition permits.

NOTE: When ordering Post Mounted Pulls, please list both CTC and OA lengths.

NOTE: Back-to-Back pulls are entered as a set.

NOTE: When adding a mid-post additional mounting charges will apply.

ROCKWOOD
ASSA ABLOY

Experience a safer
and more open world

POST MOUNTED PULLS SHAPES AND SIZES			
SHAPE	MATERIAL	MATERIAL Size	MAXIMUM CTC
Round			
	Stainless Steel	1"	70"
		1 1/4"	90"
		1 1/2"	110"
	Brass/Bronze	1"	57"
		1 1/4"	73"
		1 1/2"	87"
Aluminum	1"	66"*	
	1 1/4"	90"*	
	1 1/2"	115"*	
Oval			
	Stainless Steel	1" x 1 1/2"	100"
		1" x 1 7/8"	119"
Flat Oval			
	Stainless Steel	3/4" x 1 1/2"	93"
Square			
	Stainless Steel	3/4" x 3/4"	62"
		1" x 1"	85"
Rectangular			
	Stainless Steel	1/2" x 1 1/4"	86"
		3/4" x 1 1/2"	110"
	Brass/Bronze	3/4" x 1 1/2"	89"
Rectangular			
	Stainless Steel	1/2" x 1 1/4"	52"
		3/4" x 1 1/2"	75"
	Brass/Bronze	3/4" x 1 1/2"	60"

*The maximum length of anodized aluminum pulls is 140" due to our tank size.

*The maximum length to powder coat a pull is 118".

*Exception: RM4850/RM6317 - Maximum CTC is 60" Brass/Bronze and 84" Stainless Steel.

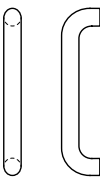
USA & Canada Prices Effective March 3, 2025

Check the websites for the most updated product information.

USA: 800 458 2424 • www.rockwoodmfg.com | Canada: 800 461 3007 • www.assaabloydss.ca

Copyright © 2021-2025, ASSA ABLOY Accessories and Door Controls Group, Inc. All rights reserved. Reproduction in whole or in part without the express written permission of ASSA ABLOY Accessories and Door Controls Group, Inc. is prohibited.

Tubular - 1 ¼" & 1 ½" Diameter Pulls

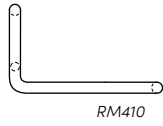
Straight Pulls											
Part	CTC	Dia.	28/628	313/710 315/711	3/605 4/606	10/612 10B/613	Stock PC/ 10BE/BSP	32D/630	32/629	32D316	32316
 RM301	12"	1 ¼"	178	198	471	509	255	169	191	270	303
RM302	18"	1 ¼"	200	220	500	539	283	196	219	312	347
RM303	24"	1 ¼"	220	243	528	569	309	221	247	353	394
RM304	36"	1 ¼"	264	291	583	632	408	273	305	431	481
RM321	12"	1 ½"	200	219	571	616	300	213	238	337	377
RM322	18"	1 ½"	220	243	600	648	327	238	266	378	421
RM323	24"	1 ½"	242	267	628	678	353	263	293	417	467
RM324	36"	1 ½"	284	315	685	739	452	313	350	498	558
90° Offset Pulls											
RM201	12"	1 ¼"	203	233	359	378	295	208	253	314	366
RM202	18"	1 ¼"	221	254	400	419	321	232	279	346	398
RM203	24"	1 ¼"	239	273	439	459	345	253	299	387	440
RM204	36"	1 ¼"	280	313	528	548	420	284	334	427	481
RM221	12"	1 ½"	262	288	428	459	327	238	299	377	420
RM222	18"	1 ½"	280	301	477	500	406	270	334	427	478
RM223	24"	1 ½"	301	320	538	557	436	297	366	476	528
RM224	36"	1 ½"	342	360	635	656	476	337	404	535	595
Push Bars - Add \$6.80/in. per bar for extra length bars over 36".											
RM350	Up to 36"	1 ¼"	262	293	400	428	327	238	266	378	387
RM370	Up to 36"	1 ½"	301	331	477	516	428	290	326	461	516
Straight Push Pull Sets - Specify Push Bar CTC. Add \$6.80/in. per bar for extra length bars over 36".											
RM351	12"	1 ¼"	415	466	701	755	580	431	485	685	705
RM352	18"	1 ¼"	425	475	741	800	595	448	500	710	724
RM371	12"	1 ½"	514	564	840	908	660	508	569	806	901
RM372	18"	1 ½"	543	594	868	937	726	537	602	857	955
Offset Push Pull Sets - Specify Push Bar CTC. Add \$6.80/in. per bar for extra length bars over 36".											
RM251	12"	1 ¼"	489	543	781	840	615	466	522	738	779
RM252	18"	1 ¼"	504	564	820	883	637	485	542	769	806
RM271	12"	1 ½"	583	633	928	1,004	734	546	612	866	967
RM272	18"	1 ½"	609	654	978	1,056	765	578	645	916	1,020
Heavy Duty 30° Offset Pulls											
Part	CTC	Dia.	28/628	313/710 315/711	3/605 4/606	10/612 10B/613	Stock PC/ 10BE/BSP	32D/630	32/629	32D316	32316
RM257	10"	1 ¼"	213	233	481	520	438	299	336	476	522
RM258	12"	1 ¼"	233	254	516	558	466	327	367	519	555
RM259	18"	1 ¼"	239	262	570	615	502	360	403	571	600

NOTE: Engraving "Push" or "Pull" add \$108.00 (½" letter height).

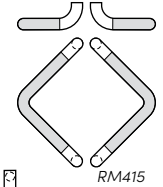
NOTE: Post location on push bars can be located ⅛" from end for narrow & medium stile doors and 1" from end for flush and wide stile doors.

- Order form available on website under RM201 - RM224, RM257 - RM259, RM301 - RM324, RM350 and RM370.

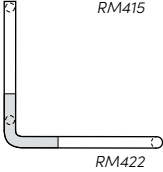
RightAngles - with or without GripZone



RM410



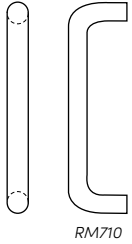
RM415



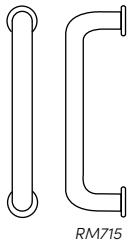
RM422

Without GripZone (RM410-RM413 specify handing and height x width when ordering.)									
Part	28/628	313/710 315/711	3/605 4/606	10/612 10B/613	Stock PC/ 10BE/BSP	32D/630	32/629	32D316	32316
RM405-15	321	364	554	599	456	269	302	422	479
RM410 (leg up)	664	763	1,185	1,279	846	554	636	875	1,007
RM411 (leg down)	664	763	1,185	1,279	846	554	636	875	1,007
RM412 (leg up)	1,129	1,290	1,338	1,446	1,319	937	1,073	1,485	1,699
RM413 (leg down)	1,129	1,290	1,338	1,446	1,319	937	1,073	1,485	1,699
With GripZone (RM420-RM423 specify handing and height x width when ordering.)									
Part	3/605	9/611	32/629	32316					
RM415-15	761	879	525	1,067					
RM420 (leg up)	1,496	1,714	1,025	2,081					
RM421 (leg down)	1,496	1,714	1,025	2,081					
RM422 (leg up)	1,934	2,223	1,307	2,700					
RM423 (leg down)	1,934	2,223	1,307	2,700					

Small Pulls - for Cabinets, Casework and Closets

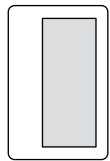


RM710

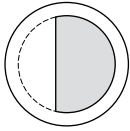


RM715

Wire Pulls - without base plates								
Part	CTC	Dia.	3/605 4/606	10B/613	Stock PC/ 10BE/BSP	26/625 26D/626	32D/630	32/629
RM710-4	4"	3/8"	47	51	48	47	28	31
RM710-5	5"	3/8"	49	52	49	49	30	32
RM710-6	6"	3/8"	51	57	52	52	31	36
RM720-4	4"	1/2"	59	64	55	59	31	36
RM720-5	5"	1/2"	60	65	57	60	32	38
RM720-6	6"	1/2"	62	66	60	62	36	40
RM730-5	5"	5/8"	68	72	63	68	38	41
RM730-6	6"	5/8"	70	74	64	70	39	43
RM730-7	7"	5/8"	71	78	65	71	40	44
Wire Pulls - with base plates								
RM715-4	4"	3/8"	74	79	75	74	52	56
RM715-5	5"	3/8"	78	84	79	78	54	58
RM715-6	6"	3/8"	79	85	80	83	55	65
RM725-4	4"	1/2"	89	95	83	89	56	66
RM725-5	5"	1/2"	90	96	84	90	57	67
RM725-6	6"	1/2"	92	100	87	92	58	68
RM735-5	5"	5/8"	96	106	87	96	58	68
RM735-6	6"	5/8"	100	108	90	100	64	71
RM735-7	7"	5/8"	101	110	91	101	65	72



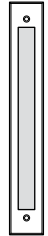
RM782



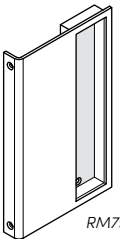
RM785

Flush Pulls

Flush Pulls					
Part	Size	3/605 4/606	10B/613	Stock PC/ 10BE/BSP	26/625 26D/626
RM780	2 3/16" x 3 1/4"	50	56	56	56
RM782	2 11/16" x 4 3/16"	56	59	69	59
RM785	3 1/2" Dia.	69	61	72	72



RM790



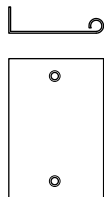
RM791

Flush Cup Pull				
Part	OA	Stock PC/ 10BE/BSP	32D/630	32/629
RM790	14"	209	134	150
	26"	246	158	177
	38"	267	188	211
RM791	8"	258	218	244
	12"	281	241	270
	24"	349	310	347
	36"	417	378	413

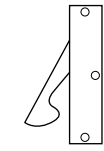
NOTE: If ordering pull to mate with RM790, the CTC of the pull needs to be 2" less than the overall of the flush pull.

- Order form available when ordering.

Edge Pulls - for Closet Doors



RM752



RM760

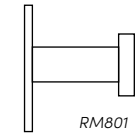
Square Edge Door						
Part	Max OA	3/605 4/606	10/612 10B/613	Stock PC/ 10BE/BSP	32D/630	32/629
RM751	Up to 12"	128	136	118	88	98
RM752	Up to 12"	131	139	122	91	101
Bevel Edge Door						
RM753	Up to 12"	134	145	125	93	106
RM754	Up to 12"	136	147	128	98	110
Double Edge Pull - Square Edge						
RM755	Up to 12"	250	269	214	175	197
Concealed Edge Pull						
Part	Size	3/605 4/606	10/612 10B/613	Stock PC/ 10BE/BSP	26/625 26D/626	
RM760	1" x 4 1/4"	68	72	68	72	

- Specifying Information: 1. Select style pull number; 2. Select standard length [2", 2 1/2", 3", 4", 5", 6", 12" (max)]; 3. Specify door thickness [Example: RM752-4" 32D 1 3/4" door].

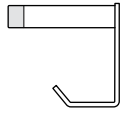
*RM760 cannot be modified.

- Order form available when ordering.

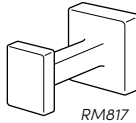
Coat Hooks



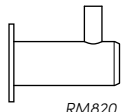
RM801



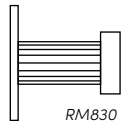
RM813



RM817



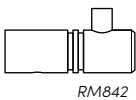
RM820



RM830



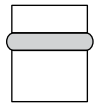
RM839



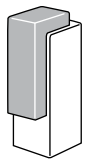
RM842

Part	Size	3/605 4/606	10/612 10B/613	Stock PC/ 10BE/BSP	26/625 26D/626	32D/630
RM801	1 1/4" x 1 3/4"	88	94	88	92	64
RM802	1 1/4" x 2 3/4"	89	95	89	94	67
RM803	1" x 2"	88	94	88		81
RM804	1" x 3"	89	95	89		82
RM805	1" x 1 3/4"	109	119	111	119	
RM806	1" x 3"	119	131	120	131	
RM807	1 1/4" x 2 3/4"	134	145	134	145	
RM808	1 1/4" x 3 1/2"	145	155	145	153	
RM811	3/4" x 1 1/2"	60	64	59	60	
RM812	1 1/4" x 2 1/4"	62	68	63	62	
RM813 (w/bumper)	3/4" x 3"	101	109	104		82
Part	Size	Stock PC/10BE/BSP		15/619		
RM817	Square 1 3/4", 2 1/8" Projection	66		66		
Part	Size	3/605 4/606 10B/613	Stock PC/ 10BE/BSP	32D/630	32/629	
RM820	1/2" x 1 5/8"		66	48		
RM821	5/8" x 2 1/8"		68	49		
RM822	1/2" x 1 1/2"		48	34		
RM823	5/8" x 2"		51	35		
RM828	3/4"W x 2 7/8"	104	80	64	86	
RM829	3/4"W x 1 7/8"	94	78	80	82	
LineaMet Coat Hooks						
RM830 (w/base plate)	1 1/4" x 2 1/4"		102	74	80	
RM831	5/8" x 2 1/8"		102	74	80	
ArborMet Coat Hooks						
RM835 (w/base plate)	1 1/4" x 2 1/4"		102	74	80	
RM836	5/8" x 2 1/8"		102	74	80	
SoftMet Coat Hooks						
RM838 (w/base plate)	1 1/4" x 2 1/4"		102	74	80	
RM839	5/8" x 2 1/8"		102	74	80	
Groove Coat Hooks						
RM840 (w/base plate)	1/2" x 1 5/8"		84	57		
RM841 (w/base plate)	5/8" x 2 1/8"		89	63		
RM842	1/2" x 1 1/2"		73	48		
RM843	5/8" x 2"		78	50		

Door Stops



RM850



RM857

Floor Mounted								
Part	Height	3/605 4/606	10/612 10B/613	Stock PC/ 10BE/BSP	15/619	26/625 26D/626	32D/630	Translucent PC/ 4E
RM850	1 1/2"	34	36	51	38	34	40	56
RM851	2 1/2"	74	81	75	85	74	61	82
RM855	1 3/4"	65	70	64	74	60	53	70
RM856	2 3/4"	79	85	80	92	79	65	88
Part	Size	Stock PC/ 10BE/BSP		15/619				
RM857	Square 1" Base, 2 3/4" Projection	82		82				

Black bumpers available. Suffix BB after part number. (ex: RM850BB.32D) Add-on charge will apply.

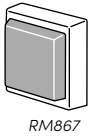
ROCKWOOD
ASSA ABLOY

Experience a safer
and more open world

USA & Canada Prices Effective March 3, 2025
Check the websites for the most updated product information.

USA: 800 458 2424 • www.rockwoodmfg.com | Canada: 800 461 3007 • www.assaabloydss.ca
Copyright © 2021-2025, ASSA ABLOY Accessories and Door Controls Group, Inc. All rights reserved. Reproduction in whole or in part without the express written permission of ASSA ABLOY Accessories and Door Controls Group, Inc. is prohibited.

Door Stops (con't)



RM867

Wall Mounted						
Part	Projection	3/605 4/606	10/612 10B/613	Stock PC/ 10BE/BSP	26/625 26D/626	32D/630
RM860	1 3/32"	38	40	38	37	28
RM861	1 3/32"	38	40	38	37	28
Part	Size				Stock PC/ 10BE/BSP	15/619
RM867	Square 1 3/4" Base, 3/4" Projection				65	65
Base Board Mounted						
Part	Projection	3/605 4/606	10/612 10B/613	Stock PC/ 10BE/BSP	26/625 26D/626	32D/630
RM870	1 1/2"	51	57	52	47	32
RM871	3 1/4"	51	57	52	47	32
RM872	3 3/4"	51	57	52	47	32
RM875	1 1/2"	72	78	71	72	49
RM876	3 1/4"	72	78	71	72	49
RM877	3 3/4"	72	78	71	72	49



RM876



RM1010

Push Plates, Pull Plates and Signage

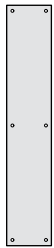
Square Corner - Adhesive Mount						
Part	Size	3/605 4/606	10/612 10B/613	Stock PC/ 10BE/BSP	32D/630	32/629
RM1010	4" x 22"	137	149	106	72	78
RM1010H	4" x 22"	185	198	148	106	119
RM1010L	4" x 22"	185	198	148	106	119
Square Corner - Screw Mount						
RM1020	4" x 22"	116	128	86	50	57
RM1020H	4" x 22"	164	177	128	88	99
RM1020L	4" x 22"	164	177	128	88	99
Radius End Corner - Adhesive Mount						
RM1030	4" x 22"				88	99
RM1030H	4" x 22"				124	138
RM1030L	4" x 22"				124	138
Radius End Corner - Screw Mount						
RM1040	4" x 22"	142	154	107	72	78
RM1040H	4" x 22"	186	203	146	106	119
RM1040L	4" x 22"	186	203	146	106	119
Leather Push Plates						
Leather Inlay - Square Corner - Screw Mount						
RM1060	4" x 22"	346	373	277	247	262
Full Wrapped Leather						
RM1065	4" x 22"			282		
Indicator Plates - Adhesive Mount						
Part	Size	3/605 4/606	10/612 10B/613	Stock PC/ 10BE/BSP	32D/630	32/629
RM1110H	1" Dia.	96	109	103	74	83
RM1110L	1" Dia.	96	109	103	74	83
RM1120H	2 1/2" Dia.	96	109	103	74	83
RM1120L	2 1/2" Dia.	96	109	103	74	83
RM1150M	2" x 4"	104	119	110	83	93
RM1150W	2" x 5 3/4"	107	123	113	86	95
Indicator Plates - Screw Mount						
RM1160M	2" x 4"	104	119	110	83	93
RM1160W	2" x 5 3/4"	107	123	113	86	95



RM1030



RM1060



RM1065



RM1120H



RM1120L

• Order form available on website under RM1060 and RM1065.

USA & Canada Prices Effective March 3, 2025

Check the websites for the most updated product information.

USA: 800 458 2424 • www.rockwoodmfg.com | Canada: 800 461 3007 • www.assaabloydss.ca

Copyright © 2021-2025, ASSA ABLOY Accessories and Door Controls Group, Inc. All rights reserved. Reproduction in whole or in part without the express written permission of ASSA ABLOY Accessories and Door Controls Group, Inc. is prohibited.

ROCKWOOD®

ASSA ABLOY

Experience a safer
and more open world

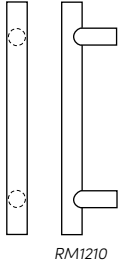
MegaTek - Small Pulls for Cabinets, Casework & Closet Doors

Straight - Flat Ends

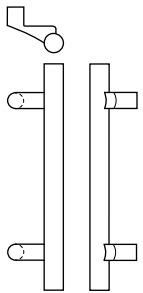
Part	Max OA	Dia.	3/605 4/606	10B/613	Stock PC/ 10BE/BSP	32D/630	32/629
RM1200-4	5 7/8"	1/2"	78	84	63	38	51
RM1200-5	6 7/8"	1/2"	79	88	64	39	52
RM1200-6	7 7/8"	1/2"	81	89	80	45	53
RM1200-8	9 7/8"	1/2"	85	92	84	52	56
RM1200-10	11 7/8"	1/2"	90	96	90	55	61
RM1200-12	13 7/8"	1/2"	101	111	93	58	68
RM1200-18	19 7/8"	1/2"	136	147	99	65	73
RM1200-24	25 7/8"	1/2"	155	169	114	77	88
RM1200-30	31 7/8"	1/2"	185	197	127	91	100
RM1210-5	6 7/8"	5/8"	104	110	79	44	50
RM1210-6	7 7/8"	5/8"	106	111	83	49	55
RM1210-7	8 7/8"	5/8"	106	113	91	56	65
RM1210-8	9 7/8"	5/8"	108	115	93	58	68
RM1210-10	11 7/8"	5/8"	122	134	96	61	71
RM1210-12	13 7/8"	5/8"	131	139	99	65	73
RM1210-18	19 7/8"	5/8"	179	193	118	84	94
RM1210-24	25 7/8"	5/8"	205	222	132	95	109
RM1210-30	31 7/8"	5/8"	245	266	143	105	116

Offset - Flat Ends

RM1230-5	6 7/8"	5/8"			131	94	106
RM1230-6	7 7/8"	5/8"			132	95	107
RM1230-7	8 7/8"	5/8"			136	99	110
RM1230-8	9 7/8"	5/8"			141	103	116
RM1230-10	11 7/8"	5/8"			143	105	118
RM1230-12	13 7/8"	5/8"			145	107	120
RM1230-18	19 7/8"	5/8"			174	121	134
RM1230-24	25 7/8"	5/8"			193	136	153
RM1230-30	31 7/8"	5/8"			198	142	160



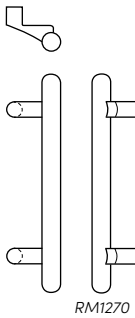
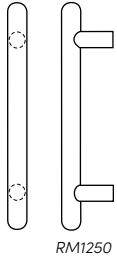
RM1210



RM1230

MegaTek - Small Pulls for Cabinets, Casework & Closet Doors (con't)

Straight - Round Ends							
Part	Max OA	Dia.	3/605 4/606	10B/613	Stock PC/ 10BE/BSP	32D/630	32/629
RM1240-4	5 7/8"	1/2"	92	100	88	54	61
RM1240-5	6 7/8"	1/2"	94	101	90	55	64
RM1240-6	7 7/8"	1/2"	95	104	91	56	65
RM1240-8	9 7/8"	1/2"	99	108	96	61	68
RM1240-10	11 7/8"	1/2"	101	111	101	67	75
RM1240-12	13 7/8"	1/2"	110	116	108	73	81
RM1240-18	19 7/8"	1/2"	142	155	128	77	86
RM1240-24	25 7/8"	1/2"	168	179	137	86	96
RM1240-30	31 7/8"	1/2"	187	204	152	100	112
RM1250-5	6 7/8"	5/8"	110	116	101	67	75
RM1250-6	7 7/8"	5/8"	113	122	102	68	76
RM1250-7	8 7/8"	5/8"	115	128	105	71	77
RM1250-8	9 7/8"	5/8"	119	130	107	72	80
RM1250-10	11 7/8"	5/8"	134	142	109	74	82
RM1250-12	13 7/8"	5/8"	138	152	112	76	85
RM1250-18	19 7/8"	5/8"	185	202	127	91	102
RM1250-24	25 7/8"	5/8"	213	228	143	105	119
RM1250-30	31 7/8"	5/8"	250	267	149	112	123
Offset - Round Ends							
RM1270-5	6 7/8"	5/8"			145	109	120
RM1270-6	7 7/8"	5/8"			146	109	121
RM1270-7	8 7/8"	5/8"			147	110	122
RM1270-8	9 7/8"	5/8"			151	113	124
RM1270-10	11 7/8"	5/8"			152	115	127
RM1270-12	13 7/8"	5/8"			155	118	130
RM1270-18	19 7/8"	5/8"			174	133	151
RM1270-24	25 7/8"	5/8"			187	148	162
RM1270-30	31 7/8"	5/8"			193	152	168



USA & Canada Prices Effective March 3, 2025

Check the websites for the most updated product information.

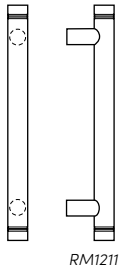
USA: 800 458 2424 • www.rockwoodmfg.com | Canada: 800 461 3007 • www.assaabloydss.ca

Copyright © 2021-2025, ASSA ABLOY Accessories and Door Controls Group, Inc. All rights reserved. Reproduction in whole or in part without the express written permission of ASSA ABLOY Accessories and Door Controls Group, Inc. is prohibited.

ROCKWOOD
ASSA ABLOY

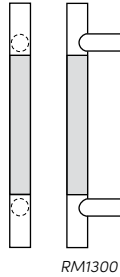
Experience a safer
and more open world

Groove - Small Pulls

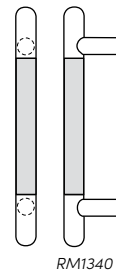


Straight - Flat Ends							
Part	Max OA	Dia.	3/605 4/606	10/612 10B/613	Stock PC/ 10BE/BSP	32D/630	32/629
RM1211-5	6 7/8"	5/8"	114	123	101	67	75
RM1211-6	7 7/8"	5/8"	115	124	102	68	76
RM1211-7	8 7/8"	5/8"	116	128	105	71	77
RM1211-8	9 7/8"	5/8"	119	130	107	72	80
RM1211-10	11 7/8"	5/8"	131	139	108	73	81
RM1211-12	13 7/8"	5/8"	137	150	112	76	85

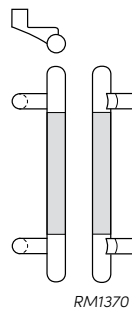
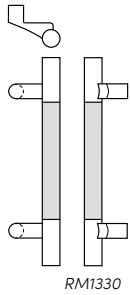
GripZone - Small Pulls for Cabinets, Casework & Closet Doors



Straight - Flat Ends			
Part	Max OA	Dia.	32/629
RM1300-4	5 7/8"	1/2"	77
RM1300-5	6 7/8"	1/2"	80
RM1300-6	7 7/8"	1/2"	81
RM1300-8	9 7/8"	1/2"	82
RM1300-10	11 7/8"	1/2"	85
RM1300-12	13 7/8"	1/2"	92
RM1300-18	19 7/8"	1/2"	96
RM1300-24	25 7/8"	1/2"	112
RM1300-30	31 7/8"	1/2"	122
Straight - Flat Ends			
RM1310-5	6 7/8"	5/8"	88
RM1310-6	7 7/8"	5/8"	90
RM1310-7	8 7/8"	5/8"	91
RM1310-8	9 7/8"	5/8"	92
RM1310-10	11 7/8"	5/8"	94
RM1310-12	13 7/8"	5/8"	96
RM1310-18	19 7/8"	5/8"	118
RM1310-24	25 7/8"	5/8"	129
RM1310-30	31 7/8"	5/8"	147
Offset - Flat Ends			
RM1330-5	6 7/8"	5/8"	129
RM1330-6	7 7/8"	5/8"	130
RM1330-7	8 7/8"	5/8"	131
RM1330-8	9 7/8"	5/8"	136
RM1330-10	11 7/8"	5/8"	138
RM1330-12	13 7/8"	5/8"	147
RM1330-18	19 7/8"	5/8"	160
RM1330-24	25 7/8"	5/8"	175
RM1330-30	31 7/8"	5/8"	186



Straight - Round Ends			
Part	Max OA	Dia.	32/629
RM1340-4	5 7/8"	1/2"	90
RM1340-5	6 7/8"	1/2"	91
RM1340-6	7 7/8"	1/2"	92
RM1340-8	9 7/8"	1/2"	94
RM1340-10	11 7/8"	1/2"	96
RM1340-12	13 7/8"	1/2"	107
RM1340-18	19 7/8"	1/2"	115
RM1340-24	25 7/8"	1/2"	122
RM1340-30	31 7/8"	1/2"	136
Straight - Round Ends			
RM1350-5	6 7/8"	5/8"	103
RM1350-6	7 7/8"	5/8"	105
RM1350-7	8 7/8"	5/8"	106
RM1350-8	9 7/8"	5/8"	107
RM1350-10	11 7/8"	5/8"	112
RM1350-12	13 7/8"	5/8"	115
RM1350-18	19 7/8"	5/8"	129
RM1350-24	25 7/8"	5/8"	147
RM1350-30	31 7/8"	5/8"	156
Offset - Round Ends			
RM1370-5	6 7/8"	5/8"	147
RM1370-6	7 7/8"	5/8"	148
RM1370-7	8 7/8"	5/8"	149
RM1370-8	9 7/8"	5/8"	151
RM1370-10	11 7/8"	5/8"	153
RM1370-12	13 7/8"	5/8"	156
RM1370-18	19 7/8"	5/8"	175
RM1370-24	25 7/8"	5/8"	186
RM1370-30	31 7/8"	5/8"	202

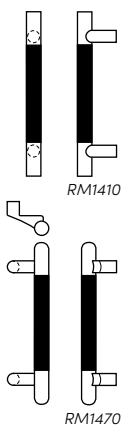


ROCKWOOD
ASSA ABLOY

Experience a safer
and more open world

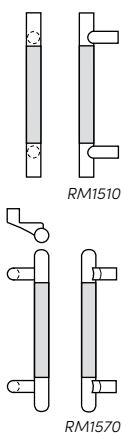
USA & Canada Prices Effective March 3, 2025
Check the websites for the most updated product information.

USA: 800 458 2424 • www.rockwoodmfg.com | Canada: 800 461 3007 • www.assaabloydss.ca
Copyright © 2021-2025, ASSA ABLOY Accessories and Door Controls Group, Inc. All rights reserved. Reproduction in whole or in part without the express written permission of ASSA ABLOY Accessories and Door Controls Group, Inc. is prohibited.



NoirMet - Small Pulls

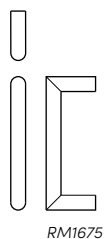
Straight - Flat Ends								
Part	Max OA	Dia.	3/605 4/606	10/612	10B/613	Stock PC/ 10BE/BSP	32D/630	32/629
RM1410-5	6 7/8"	5/8"	179	195	195	127	91	100
RM1410-6	7 7/8"	5/8"	185	202	202	129	93	105
Offset - Flat Ends								
RM1430-5	6 7/8"	5/8"				182	142	161
RM1430-6	7 7/8"	5/8"				187	148	163
Straight - Round Ends								
RM1450-5	6 7/8"	5/8"	214	231	231	151	113	124
RM1450-6	7 7/8"	5/8"	218	233	233	155	118	129
Offset - Round Ends								
RM1470-5	6 7/8"	5/8"				210	166	186
RM1470-6	7 7/8"	5/8"				216	171	195



ArborMet - Small Pulls

Straight - Flat Ends								
Part	Max OA	Dia.	3/605 4/606	10/612	10B/613	Stock PC/ 10BE/BSP	32D/630	32/629
RM1510-5	6 7/8"	5/8"	189	205	205	132	95	110
RM1510-6	7 7/8"	5/8"	193	209	209	137	100	115
Offset - Flat Ends								
RM1530-5	6 7/8"	5/8"				193	152	170
RM1530-6	7 7/8"	5/8"				197	156	178
Straight - Round Ends								
RM1550-5	6 7/8"	5/8"	223	242	242	161	122	137
RM1550-6	7 7/8"	5/8"	228	245	245	166	125	147
Offset - Round Ends								
RM1570-5	6 7/8"	5/8"				218	176	200
RM1570-6	7 7/8"	5/8"				223	178	207

NeoMitre - Small Pulls - for Cabinets, Casework and Closets



Straight Pulls					
Part	CTC	Dia.	Stock PC/ 10BE/BSP	32D/630	32/629
RM1665	6"	1/2"	129	94	116
	8"	1/2"	132	96	119
	10"	1/2"	134	99	122
	12"	1/2"	137	101	125
	18"	1/2"	145	108	132
	24"	1/2"	152	116	142
	30"	1/2"	160	123	150
RM1675	6"	3/4"	142	108	120
	8"	3/4"	145	110	123
	10"	3/4"	147	113	126
	12"	3/4"	150	115	129
	18"	3/4"	158	122	136
	24"	3/4"	166	130	147
	30"	3/4"	174	137	155

• Order form available on website under RM1665 and RM1675.

Knurled - Small Pulls - for Cabinets, Casework and Closets

Straight Pulls - Flat Ends					
Part	Max OA	Dia.	4/606	Stock PC/10BE/BSP	32D/630
RM1701	9 7/8"	5/8"	231	179	143
Offset Pulls- Flat Ends					
RM1711	9 7/8"	5/8"	291	234	198
Straight Pulls - Round Ends					
RM1721	9 7/8"	5/8"	266	203	165
Offset Pulls- Round Ends					
RM1731	9 7/8"	5/8"	311	262	222

• Order form available on website under RM1701, RM1711, RM1721, RM1731.

MegaCurve - Long Curved Pulls

Mid Bow								
Part	Max OA	3/605 4/606	10/612 10B/613	Stock PC/ 10BE/BSP	32D/630	32/629	32D316	32316
RM2000	72"	2,514	2,718	1,742	1,447	1,622	2,294	2,558
	84"	2,600	2,808	1,816	1,518	1,699	2,406	2,684
	96"	2,682	2,897	1,892	1,588	1,781	2,518	2,809
RM2004	72"	2,673	2,886	1,869	1,568	1,756	2,485	2,772
	84"	2,756	2,976	1,946	1,638	1,834	2,596	2,895
	96"	2,838	3,067	2,021	1,707	1,915	2,708	3,020
Long Bow Pulls								
RM2010	72"	3,297	3,559	2,388	2,048	2,240	3,166	3,533
	84"	3,379	3,649	2,464	2,069	2,318	3,277	3,657
	96"	3,461	3,738	2,540	2,139	2,395	3,391	3,781
RM2014	72"	3,455	3,733	2,518	2,169	2,429	3,436	3,833
	84"	3,541	3,823	2,595	2,241	2,508	3,549	3,959
	96"	3,622	3,912	2,670	2,310	2,586	3,661	4,082
45° Pulls								
RM2020	72"	2,673	2,886	1,869	1,568	1,756	2,485	2,772
	84"	2,756	2,976	1,946	1,638	1,834	2,596	2,895
	96"	2,838	3,067	2,021	1,707	1,915	2,708	3,020
RM2024	72"	2,830	3,057	1,999	1,687	1,889	2,674	2,981
	84"	2,913	3,146	2,076	1,758	1,970	2,786	3,108
	96"	2,996	3,236	2,152	1,828	2,047	2,898	3,232
Triangle Pulls								
RM2030	72"	2,673	2,886	1,869	1,568	1,756	2,485	2,772
	84"	2,756	2,976	1,946	1,638	1,834	2,596	2,895
	96"	2,838	3,067	2,021	1,707	1,915	2,708	3,020
RM2034	72"	2,830	3,057	1,999	1,687	1,889	2,674	2,981
	84"	2,913	3,146	2,076	1,758	1,970	2,786	3,108
	96"	2,996	3,236	2,152	1,828	2,047	2,898	3,232

• Add \$6.80/in. over 96".

• Order form available on website under RM2000, RM2004, RM2010, RM2014, RM2020, RM2024, RM2030, RM2034.

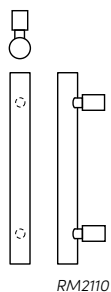
ROCKWOOD
ASSA ABLOY

Experience a safer
and more open world

USA & Canada Prices Effective March 3, 2025
Check the websites for the most updated product information.

USA: 800 458 2424 • www.rockwoodmfg.com | Canada: 800 461 3007 • www.assaabloydss.ca
Copyright © 2021-2025, ASSA ABLOY Accessories and Door Controls Group, Inc. All rights reserved. Reproduction in whole or in part without the express written permission of ASSA ABLOY Accessories and Door Controls Group, Inc. is prohibited.

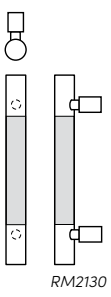
MezzoTek - Necked Post Pulls



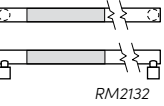
Straight Pulls without GripZone									
Part	Max OA	Dia.	3/605 4/606	10/612 10B/613	Stock PC/ 10BE/BSP	32D/630	32/629	32D316	32316
RM2110	12"	1 1/4"	723	783	407	270	302	427	478
	24"	1 1/4"	783	844	479	337	376	535	596
	36"	1 1/4"	841	908	550	404	452	641	716
	48"	1 1/4"	899	971	623	471	528	748	835
	60"	1 1/4"	937	1,011	672	515	578	820	911
	72"	1 1/4"	976	1,054	746	560	628	889	990
	84"	1 1/4"	1,015	1,095	795	603	678	962	1,069
	96"	1 1/4"	1,053	1,136	844	649	728	1,031	1,150
RM2120	12"	1 1/2"	786	848	421	284	318	451	502
	24"	1 1/2"	844	912	495	352	394	558	623
	36"	1 1/2"	902	976	567	418	469	664	742
	48"	1 1/2"	962	1,038	639	486	544	769	860
	60"	1 1/2"	1,000	1,079	686	529	593	840	938
	72"	1 1/2"	1,038	1,123	763	574	641	910	1,016
	84"	1 1/2"	1,077	1,164	810	619	692	982	1,093
	96"	1 1/2"	1,116	1,205	858	662	743	1,053	1,171



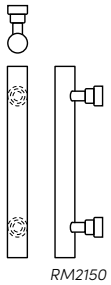
Push Bars without GripZone									
RM2112	Up to 36" CTC	1 1/4"	841	908	550	404	452	641	716
RM2122	Up to 36" CTC	1 1/2"	902	976	567	418	469	664	742



Straight Pulls with GripZone									
Part	Max OA	Dia.	3/605	9/611	32/629	32316			
RM2130	12"	1 1/4"	878	991	437	703			
	24"	1 1/4"	936	1,056	512	822			
	36"	1 1/4"	993	1,124	589	942			
	48"	1 1/4"	1,053	1,189	662	1,057			
	60"	1 1/4"	1,092	1,233	713	1,131			
	72"	1 1/4"	1,128	1,277	761	1,211			
	84"	1 1/4"	1,167	1,320	812	1,286			
	96"	1 1/4"	1,206	1,363	862	1,366			
RM2140	12"	1 1/2"	940	1,062	452	772			
	24"	1 1/2"	999	1,128	528	906			
	36"	1 1/2"	1,056	1,193	602	1,039			
	48"	1 1/2"	1,116	1,260	679	1,171			
	60"	1 1/2"	1,152	1,304	728	1,260			
	72"	1 1/2"	1,191	1,347	777	1,349			
	84"	1 1/2"	1,231	1,388	827	1,435			
	96"	1 1/2"	1,269	1,434	878	1,526			



Push Bars with GripZone									
RM2132	Up to 36" CTC	1 1/4"	993	1,124	589	942			
RM2142	Up to 36" CTC	1 1/2"	1,056	1,193	602	1,039			



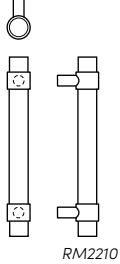
Double Stepped Post Pulls									
Part	Max OA	Dia.	3/605 4/606	10/612 10B/613	Stock PC/ 10BE/BSP	32D/630	32/629	32D316	32316
RM2150	12"	1"	559	606	435	294	332	469	524
	24"	1"	649	703	507	364	407	577	643
	36"	1"	739	799	580	430	482	683	764
	48"	1"	828	894	653	499	559	790	882
	60"	1"	916	990	731	542	608	862	962
	72"	1"	1,006	1,086	777	589	657	931	1,039
	84"	1"	1,095	1,184	826	632	709	1,005	1,119
	96"	1"	1,185	1,279	874	677	757	1,076	1,197

- Add \$6.80/in. over 96".
- MP (Mid-Post) - Add \$80 each. (Recommended for maximum rigidity on long door pulls. See pg. 6 for guidelines.)
- Pulls with GripZone offer an additional aesthetic look, not a tactile feel. The grip zones are satin, the post and end sections are polished. US10B finish is not available on GripZone pulls.
- Order form available on website under RM2110 - RM2120, RM2130 - RM2140, RM2150.

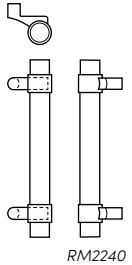
NOTE: Post location on push bars can be located 1/8" from end for flush and wide stile doors and 1" from end for narrow & medium stile doors.

BandWidth - Collar Mount Pulls

Straight Pulls - Flat Ends								
Part	Max OA	Dia.	3/605 4/606	10/612	10B/613	Stock PC/ 10BE/BSP	32D/630	32/629
RM2200	12"	1"	732	792	792	627	446	498
	24"	1"	850	917	917	684	496	557
	36"	1"	972	1,049	1,049	771	545	612
	48"	1"	1,092	1,179	1,179	828	596	665
	60"	1"	1,210	1,306	1,306	866	628	704
	72"	1"	1,329	1,436	1,436	904	662	741
	84"	1"	1,449	1,564	1,564	941	696	778
	96"	1"	1,570	1,693	1,693	979	728	816
	RM2210	12"	1 ¼"	784	846	846	645	459
24"		1 ¼"	900	972	972	701	509	571
36"		1 ¼"	1,016	1,097	1,097	787	561	627
48"		1 ¼"	1,130	1,222	1,222	844	609	683
60"		1 ¼"	1,245	1,347	1,347	882	643	718
72"		1 ¼"	1,363	1,470	1,470	918	677	755
84"		1 ¼"	1,478	1,596	1,596	956	710	794
96"		1 ¼"	1,594	1,723	1,723	993	741	831
Offset Pulls - Flat Ends								
RM2230	12"	1"	799		862	678	490	547
	24"	1"	916		991	765	541	605
	36"	1"	1,037		1,120	824	592	662
	48"	1"	1,159		1,250	881	641	717
	60"	1"	1,274		1,378	917	676	754
	72"	1"	1,397		1,508	955	708	793
	84"	1"	1,514		1,635	992	740	830
	96"	1"	1,634		1,766	1,032	773	867
	RM2240	12"	1 ¼"	849		916	693	505
24"		1 ¼"	965		1,040	782	557	621
36"		1 ¼"	1,081		1,169	839	605	679
48"		1 ¼"	1,194		1,291	894	653	733
60"		1 ¼"	1,312		1,418	933	687	768
72"		1 ¼"	1,426		1,542	972	720	806
84"		1 ¼"	1,543		1,666	1,007	753	842
96"		1 ¼"	1,660		1,790	1,045	788	881



RM2210

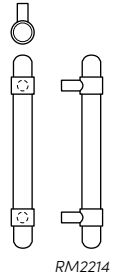


RM2240

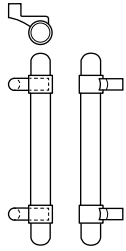
- Add \$6.80/in. over 96".
- MP (Mid-Post) - Add \$113 each. (Recommended for maximum rigidity on long door pulls. See pg. 6 for guidelines.)
- Specify finish of grip and collar.
- Order form available on website under RM2200 - RM2210, RM2230 - RM2240.

NOTE: Post location on push bars can be located ⅜" from end for narrow & medium stile doors and 1" from end for flush and wide stile doors.

BandWidth - Collar Mount Pulls (con't)



RM2214



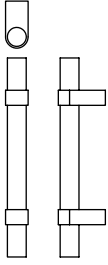
RM2244

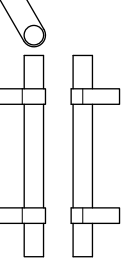
Straight Pulls - Round Ends								
Part	Max OA	Dia.	3/605 4/606	10/612	10B/613	Stock PC/ 10BE/BSP	32D/630	32/629
RM2204	12"	1"	870	941	941	687	498	559
	24"	1"	991	1,072	1,072	774	547	615
	36"	1"	1,112	1,200	1,200	830	598	672
	48"	1"	1,231	1,329	1,329	889	649	726
	60"	1"	1,348	1,458	1,458	927	683	764
	72"	1"	1,469	1,588	1,588	963	715	802
	84"	1"	1,590	1,714	1,714	1,002	749	838
	96"	1"	1,708	1,845	1,845	1,038	781	874
RM2214	12"	1 ¼"	925	998	998	704	512	574
	24"	1 ¼"	1,038	1,123	1,123	791	564	631
	36"	1 ¼"	1,153	1,245	1,245	848	614	687
	48"	1 ¼"	1,271	1,373	1,373	904	662	741
	60"	1 ¼"	1,386	1,497	1,497	941	696	778
	72"	1 ¼"	1,502	1,622	1,622	979	728	816
	84"	1 ¼"	1,619	1,747	1,747	1,016	762	853
	96"	1 ¼"	1,733	1,872	1,872	1,055	796	889
Offset Pulls - Round Ends								
RM2234	12"	1"	937		1,013	767	543	608
	24"	1"	1,056		1,142	826	594	664
	36"	1"	1,175		1,271	883	644	720
	48"	1"	1,297		1,400	939	695	776
	60"	1"	1,416		1,528	978	726	815
	72"	1"	1,534		1,656	1,015	761	852
	84"	1"	1,654		1,787	1,054	794	888
	96"	1"	1,776		1,916	1,090	827	925
RM2244	12"	1 ¼"	989		1,070	785	559	625
	24"	1 ¼"	1,104		1,192	842	608	681
	36"	1 ¼"	1,222		1,319	899	657	738
	48"	1 ¼"	1,336		1,443	955	708	793
	60"	1 ¼"	1,451		1,570	992	740	830
	72"	1 ¼"	1,567		1,692	1,032	773	867
	84"	1 ¼"	1,685		1,818	1,067	806	905
	96"	1 ¼"	1,799		1,943	1,105	839	941

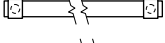

- Add \$6.80/in. over 96".
- MP (Mid-Post) - Add \$113 each. (Recommended for maximum rigidity on long door pulls. See page 6 for guidelines.)
- Specify finish of grip and collar. Two-tone finish options available.
- Order form available on website under RM2234 - RM2244, RM2260 - RM2290.
- Finish listed above is for grip section.

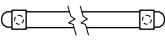
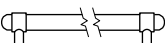
NOTE: Post location on push bars can be located 1/8" from end for narrow & medium stile doors and 1" from end for flush and wide stile doors.

BandWidth - Collar Mount Pulls (con't)

Straight Pull - Rectangular Posts								
Part	Max OA	Dia.	3/605 4/606	10/612	10B/613	Stock PC/ 10BE/BSP	32D/630	32/629
 RM2260	12"	1 1/4"	522	568	568	327	228	261
	24"	1 1/4"	571	616	616	373	275	308
	36"	1 1/4"	619	665	665	419	322	355
	48"	1 1/4"	668	713	713	465	368	402
	60"	1 1/4"	716	762	762	511	415	449
	72"	1 1/4"	765	810	810	557	462	496
	84"	1 1/4"	813	859	859	603	509	542
	96"	1 1/4"	862	907	907	649	556	589

Offset Pull - Rectangular Posts								
Part	Max OA	Dia.	3/605 4/606	10/612	10B/613	Stock PC/ 10BE/BSP	32D/630	32/629
 RM2290	12"	1 1/4"	586	637	637	376	271	312
	24"	1 1/4"	634	686	686	422	317	359
	36"	1 1/4"	683	734	734	468	364	406
	48"	1 1/4"	731	783	783	514	411	453
	60"	1 1/4"	780	831	831	560	458	500
	72"	1 1/4"	828	880	880	606	505	546
	84"	1 1/4"	877	928	928	652	551	593
	96"	1 1/4"	925	977	977	698	598	640

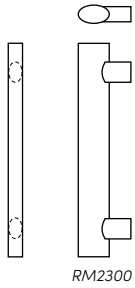
Push Bars - Flat Ends								
Part	Max OA	Dia.	3/605 4/606	10/612	10B/613	Stock PC/ 10BE/BSP	32D/630	32/629
 RM2202	Up to 36" CTC	1"	972	1,049	1,049	771	545	612
 RM2212	Up to 36" CTC	1 1/4"	1,016	1,097	1,097	787	561	627

Push Bars - Round Ends								
Part	Max OA	Dia.	3/605 4/606	10/612	10B/613	Stock PC/ 10BE/BSP	32D/630	32/629
 RM2206	Up to 36" CTC	1"	1,112	1,200	1,200	830	598	672
 RM2216	Up to 36" CTC	1 1/4"	1,153	1,245	1,245	848	614	687

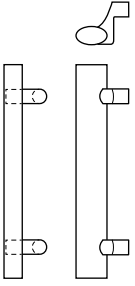
- Add \$6.80/in. over 96".
- MP (Mid-Post) - Add \$113 each. (Recommended for maximum rigidity on long door pulls. See page 6 for guidelines.)
- Specify finish of grip and collar. Two-tone finish options available.
- Order form available on website under RM2234 - RM2244, RM2260 - RM2290.
- Finish listed above is for grip section.

NOTE: Post location on push bars can be located 1/8" from end for narrow & medium stile doors and 1" from end for flush and wide stile doors.

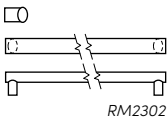
OvalTek - True Oval Grip



RM2300



RM2320



RM2302

Straight Pulls					
Part	Max OA	Size	Stock PC/ 10BE/BSP	32D/630	32/629
RM2300	12"	1" x 1 1/2"	594	441	495
	24"	1" x 1 1/2"	670	512	573
	36"	1" x 1 1/2"	776	583	653
	48"	1" x 1 1/2"	852	653	732
	60"	1" x 1 1/2"	928	723	809
	72"	1" x 1 1/2"	1,005	795	889
	84"	1" x 1 1/2"	1,081	865	969
	96"	1" x 1 1/2"	1,155	935	1,047
Offset Pulls					
RM2320	12"	1" x 1 1/2"	647	489	547
	24"	1" x 1 1/2"	753	560	628
	36"	1" x 1 1/2"	828	631	706
	48"	1" x 1 1/2"	906	701	787
	60"	1" x 1 1/2"	980	772	865
	72"	1" x 1 1/2"	1,058	844	942
	84"	1" x 1 1/2"	1,132	913	1,024
	96"	1" x 1 1/2"	1,208	984	1,101
Straight Pulls					
RM2310	12"	1 1/8" x 1 7/8"	617	462	516
	24"	1 1/8" x 1 7/8"	703	541	607
	36"	1 1/8" x 1 7/8"	819	622	696
	48"	1 1/8" x 1 7/8"	907	703	788
	60"	1 1/8" x 1 7/8"	992	782	878
	72"	1 1/8" x 1 7/8"	1,078	863	968
	84"	1 1/8" x 1 7/8"	1,167	944	1,057
	96"	1 1/8" x 1 7/8"	1,252	1,025	1,149
Offset Pulls					
RM2330	12"	1 1/8" x 1 7/8"	668	510	572
	24"	1 1/8" x 1 7/8"	785	591	660
	36"	1 1/8" x 1 7/8"	873	670	752
	48"	1 1/8" x 1 7/8"	957	752	842
	60"	1 1/8" x 1 7/8"	1,044	832	931
	72"	1 1/8" x 1 7/8"	1,131	912	1,023
	84"	1 1/8" x 1 7/8"	1,218	994	1,113
	96"	1 1/8" x 1 7/8"	1,304	1,072	1,201
Push Bars					
RM2302	Up to 36" CTC	1" x 1 1/2"	776	583	653
RM2312	Up to 36" CTC	1 1/8" x 1 7/8"	819	622	696

- RM2310 pulls add \$8.00/in. over 96".
- MP (Mid-Post) - Add \$113 each. (Recommended for maximum rigidity on long door pulls. See page 6 for guidelines.)
- Order form available on website under RM2300, RM2310, RM2320, RM2330.

NOTE: Post location on push bars can be located 1/8" from end for narrow & medium stile doors and 1" from end for flush and wide stile doors.

USA & Canada Prices Effective March 3, 2025

Check the websites for the most updated product information.

USA: 800 458 2424 • www.rockwoodmfg.com | Canada: 800 461 3007 • www.assaabloydss.ca

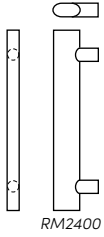
Copyright © 2021-2025, ASSA ABLOY Accessories and Door Controls Group, Inc. All rights reserved. Reproduction in whole or in part without the express written permission of ASSA ABLOY Accessories and Door Controls Group, Inc. is prohibited.

ROCKWOOD
ASSA ABLOY

Experience a safer
and more open world


OvalTek - Flat Oval Grip

Straight Pulls - Small Round Posts



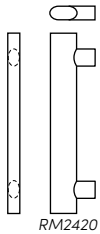
Part	Max OA	Size	Stock PC/ 10BE/BSP	32D/630	32/629
RM2400	12"	3/4" x 1 1/2"	657	500	560
	24"	3/4" x 1 1/2"	791	596	667
	36"	3/4" x 1 1/2"	893	692	775
	48"	3/4" x 1 1/2"	997	788	882
	60"	3/4" x 1 1/2"	1,100	882	989
	72"	3/4" x 1 1/2"	1,203	978	1,096
	84"	3/4" x 1 1/2"	1,305	1,073	1,203
	96"	3/4" x 1 1/2"	1,439	1,169	1,311

Straight Pulls - Large Round Posts



RM2410	12"	3/4" x 1 1/2"	711	547	616
	24"	3/4" x 1 1/2"	844	645	722
	36"	3/4" x 1 1/2"	947	741	829
	48"	3/4" x 1 1/2"	1,049	836	935
	60"	3/4" x 1 1/2"	1,152	931	1,043
	72"	3/4" x 1 1/2"	1,254	1,029	1,152
	84"	3/4" x 1 1/2"	1,388	1,123	1,257
	96"	3/4" x 1 1/2"	1,492	1,219	1,364

Straight Pulls - Oblong Posts



RM2420	12"	3/4" x 1 1/2"	890	687	770
	24"	3/4" x 1 1/2"	992	782	878
	36"	3/4" x 1 1/2"	1,095	879	984
	48"	3/4" x 1 1/2"	1,199	975	1,092
	60"	3/4" x 1 1/2"	1,302	1,070	1,199
	72"	3/4" x 1 1/2"	1,432	1,165	1,304
	84"	3/4" x 1 1/2"	1,538	1,261	1,413
	96"	3/4" x 1 1/2"	1,640	1,358	1,519

Push Bar - Large Round Posts

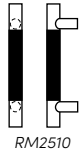


RM2402	Up to 36" CTC	3/4" x 1 1/2"	947	741	829
---------------	---------------	---------------	-----	-----	-----

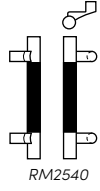
- RM2410 pulls add \$8.00/in. over 96".
- MP (Mid-Post) - Add \$113 each. (Recommended for maximum rigidity on long door pulls. See page 6 for guidelines.)
- Order form available on website under RM2400, RM2410, RM2420.

NOTE: Post location on push bars can be located 1/8" from end for narrow & medium stile doors and 1" from end for flush and wide stile doors.

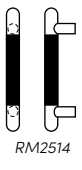
SoftMet - Santoprene™ Grip



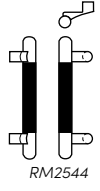
Straight Pulls - Flat Ends								
Part	Max OA	Dia.	3/605 4/606	10/612	10B/613	Stock PC/ 10BE/BSP	32D/630	32/629
RM2510	12"	1 1/4"	602	649	649	567	413	465
	24"	1 1/4"	780	841	841	708	542	609
	36"	1 1/4"	955	1,033	1,033	878	674	754
	48"	1 1/4"	1,131	1,223	1,223	1,002	804	900
	60"	1 1/4"	1,309	1,414	1,414	1,143	932	1,044
	72"	1 1/4"	1,486	1,604	1,604	1,307	1,061	1,190
	84"	1 1/4"	1,663	1,796	1,796	1,448	1,193	1,336



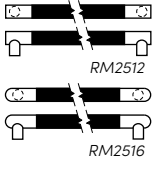
Offset Pulls - Flat Ends								
Part	Max OA	Dia.	3/605 4/606	10/612	10B/613	Stock PC/ 10BE/BSP	32D/630	32/629
RM2540	12"	1 1/4"	661		713	621	465	519
	24"	1 1/4"	839		903	790	593	663
	36"	1 1/4"	1,013		1,095	930	723	809
	48"	1 1/4"	1,190		1,283	1,056	853	956
	60"	1 1/4"	1,367		1,475	1,195	983	1,100
	72"	1 1/4"	1,543		1,668	1,361	1,113	1,246
	84"	1 1/4"	1,720		1,858	1,501	1,242	1,390



Straight Pulls - Round Ends								
Part	Max OA	Dia.	3/605 4/606	10/612	10B/613	Stock PC/ 10BE/BSP	32D/630	32/629
RM2514	12"	1 1/4"	735	794	794	628	470	527
	24"	1 1/4"	912	985	985	799	600	673
	36"	1 1/4"	1,088	1,174	1,174	937	731	817
	48"	1 1/4"	1,265	1,367	1,367	1,062	860	964
	60"	1 1/4"	1,443	1,557	1,557	1,202	989	1,107
	72"	1 1/4"	1,619	1,748	1,748	1,368	1,119	1,254
	84"	1 1/4"	1,796	1,940	1,940	1,506	1,248	1,398



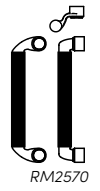
Offset Pulls - Round Ends								
Part	Max OA	Dia.	3/605 4/606	10/612	10B/613	Stock PC/ 10BE/BSP	32D/630	32/629
RM2544	12"	1 1/4"	794		858	681	519	582
	24"	1 1/4"	971		1,049	852	650	728
	36"	1 1/4"	1,147		1,239	990	779	874
	48"	1 1/4"	1,324		1,428	1,115	910	1,016
	60"	1 1/4"	1,502		1,622	1,281	1,039	1,163
	72"	1 1/4"	1,679		1,811	1,422	1,167	1,306
	84"	1 1/4"	1,855		2,002	1,562	1,296	1,453



Push Bars								
Part	Max OA	Dia.	3/605 4/606	10/612	10B/613	Stock PC/ 10BE/BSP	32D/630	32/629
RM2512	Up to 36" CTC	1 1/4"	955	1,033	1,033	878	674	754
RM2516	Up to 36" CTC	1 1/4"	1,088	1,174	1,174	937	731	817

• Add \$6.80/in. over 84".

NOTE: Post location on push bars can be located 1/8" from end for narrow & medium stile doors and 1" from end for flush and wide stile doors.



Offset Pulls								
Part	CTC	Dia.	3/605 4/606	10B/613	15/619	Stock PC/ PC/10BE/BSP	32D/630	32/629
RM2570	12"	1 1/4"	481	519	535	507	386	438
	24"	1 1/4"	525	568	579	549	428	480
	36"	1 1/4"	570	615	624	591	471	523

- NOTE: Engraving "RKW" add \$108.00 (3/16" letter height).
- Order form available on website under RM2570.

*Santoprene™ is a registered trademark of the Exxon Mobil Corporation.

USA & Canada Prices Effective March 3, 2025
Check the websites for the most updated product information.

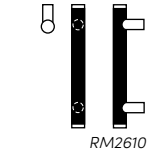
USA: 800 458 2424 • www.rockwoodmfg.com | Canada: 800 461 3007 • www.assaabloydss.ca

Copyright © 2021-2025, ASSA ABLOY Accessories and Door Controls Group, Inc. All rights reserved. Reproduction in whole or in part without the express written permission of ASSA ABLOY Accessories and Door Controls Group, Inc. is prohibited.

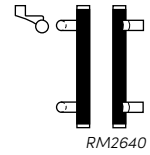
ROCKWOOD
ASSA ABLOY

Experience a safer
and more open world

SoffTek - Santoprene™ Grip



RM2610



RM2640



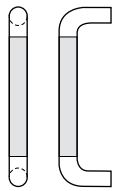
RM2612

Straight Pulls								
Part	Max OA	Dia.	3/605 4/606	10/612	10B/613	Stock PC/ 10BE/BSP	32D/630	32/629
RM2610	12"	1 ¼"	541	586	586	550	400	447
	24"	1 ¼"	710	764	764	685	524	587
	36"	1 ¼"	877	945	945	849	647	724
	48"	1 ¼"	1,043	1,126	1,126	966	770	863
	60"	1 ¼"	1,210	1,306	1,306	1,100	893	1,003
	72"	1 ¼"	1,377	1,488	1,488	1,261	1,019	1,141
	84"	1 ¼"	1,543	1,666	1,666	1,395	1,143	1,283
Offset Pulls								
RM2640	12"	1 ¼"	600		648	604	449	501
	24"	1 ¼"	765		828	767	573	640
	36"	1 ¼"	935		1,009	903	695	779
	48"	1 ¼"	1,100		1,189	1,019	819	919
	60"	1 ¼"	1,268		1,369	1,153	944	1,057
	72"	1 ¼"	1,435		1,551	1,315	1,069	1,198
	84"	1 ¼"	1,601		1,731	1,449	1,194	1,338
Push Bar								
RM2612	Up to 36" CTC	1 ¼"	877	945	945	849	647	724

- Add \$6.80/in. over 84".
- Order form available on website under RM2510, RM2514, RM2540, RM2544, RM2610, RM2640.

*Santoprene™ is a registered trademark of the Exxon Mobil Corporation.

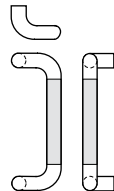
NeoMetrix - with GripZone



RM3020

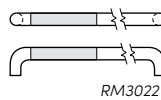
Straight Pulls						
Part	CTC	Dia.	3/605	9/611	32/629	32316
RM3010	12"	1"	500	564	278	491
	24"	1"	617	695	337	595
	36"	1"	733	828	395	701
RM3020	12"	1 ¼"	546	617	292	520
	24"	1 ¼"	660	746	353	625
	36"	1 ¼"	773	876	411	727
RM3030	12"	1 ½"	641	723	327	578
	24"	1 ½"	749	843	390	690
	36"	1 ½"	852	964	454	804

NOTE: Post location on push bars can be located ⅛" from end for narrow & medium stile doors and 1" from end for flush and wide stile doors.



RM3050

Offset Pulls						
Part	CTC	Dia.	3/605	9/611	32/629	32316
RM3040	12"	1"	557	628	322	567
	24"	1"	674	762	381	675
	36"	1"	792	894	440	779
RM3050	12"	1 ¼"	606	684	338	599
	24"	1 ¼"	716	810	398	702
	36"	1 ¼"	832	941	457	806
RM3060	12"	1 ½"	699	791	371	658
	24"	1 ½"	804	909	433	767
	36"	1 ½"	910	1030	499	882
Push Bars - 7" Grip						
RM3012	Up to 36"	1"	733	828	395	701
RM3022	Up to 36"	1 ¼"	773	876	411	727
RM3032	Up to 36"	1 ½"	852	964	454	804



RM3022

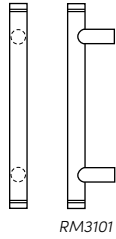
ROCKWOOD
ASSA ABLOY

Experience a safer
and more open world

USA & Canada Prices Effective March 3, 2025
Check the websites for the most updated product information.

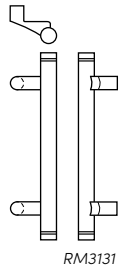
USA: 800 458 2424 • www.rockwoodmfg.com | Canada: 800 461 3007 • www.assaabloydss.ca
Copyright © 2021-2025, ASSA ABLOY Accessories and Door Controls Group, Inc. All rights reserved. Reproduction in whole or in part without the express written permission of ASSA ABLOY Accessories and Door Controls Group, Inc. is prohibited.

Groove - Straight & Offset Pulls



RM3101

Straight Pulls - Flat Ends								
Part	Max OA	Dia.	3/605 4/606	10/612	10B/613	Stock PC/ 10BE/BSP	32D/630	32/629
RM3101	12"	1"	578	624	624	325	233	259
	24"	1"	641	691	691	426	285	321
	36"	1"	701	756	756	484	338	377
	48"	1"	762	823	823	540	391	439
	60"	1"	802	867	867	579	425	476
	72"	1"	843	909	909	615	460	515
	84"	1"	883	954	954	653	496	555
	96"	1"	925	998	998	689	529	593
RM3161	12"	1 ¼"	591		638	403	255	286
	24"	1 ¼"	629		679	441	293	328
	36"	1 ¼"	667		720	479	331	371
	48"	1 ¼"	705		761	517	369	413
	60"	1 ¼"	743		802	555	407	456
	72"	1 ¼"	781		843	593	445	498
	84"	1 ¼"	819		885	631	483	541
	96"	1 ¼"	857		926	669	521	584
Offset Pulls - Flat Ends								
RM3131	12"	1"	635		686	377	282	315
	24"	1"	695		752	479	335	374
	36"	1"	756		819	537	387	432
	48"	1"	820		885	592	440	493
	60"	1"	860		929	630	474	531
	72"	1"	900		972	667	509	570
	84"	1"	940		1,015	704	542	608
	96"	1"	980		1,057	771	578	648
RM3181	12"	1 ¼"	642		693	456	304	341
	24"	1 ¼"	680		734	494	342	383
	36"	1 ¼"	718		775	532	380	426
	48"	1 ¼"	756		816	570	418	468
	60"	1 ¼"	794		858	608	456	511
	72"	1 ¼"	832		899	646	494	553
	84"	1 ¼"	870		940	684	532	596
	96"	1 ¼"	908		981	722	570	638



RM3131

- Add \$6.80/in. over 96".
- MP (Mid-Post) - Add \$80 each. (Recommended for maximum rigidity on long door pulls. See page 6 for guidelines.)
- Order form available on website under RM3101, RM3131, RM3161, RM3181.

USA & Canada Prices Effective March 3, 2025

Check the websites for the most updated product information.

USA: 800 458 2424 • www.rockwoodmfg.com | Canada: 800 461 3007 • www.assaabloydss.ca


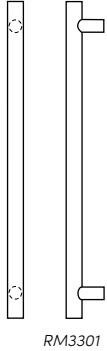
Copyright © 2021-2025, ASSA ABLOY Accessories and Door Controls Group, Inc. All rights reserved. Reproduction in whole or in part without the express written permission of ASSA ABLOY Accessories and Door Controls Group, Inc. is prohibited.

ROCKWOOD
ASSA ABLOY

Experience a safer
and more open world

MegaTek - Straight & Offset PostMount Pulls

Straight Pulls - Flat Ends (87" max overall in aluminum, specify CTC and overall length.)													
Part	Max OA	Dia.	28/628	313/710 315/711	3/605 4/606	10/612	10B/613	Stock PC/ 10BE/BSP	32D/630	32/629	32D316	32316	Translucent PC/4E
RM3300	12"	1"	171	189	473	511	511	250	159	179	250	281	275
	24"	1"	224	240	529	571	571	304	209	233	326	365	335
	36"	1"	276	296	587	635	635	401	255	285	399	446	441
	48"	1"	299	355	644	695	695	454	303	340	476	533	500
	60"	1"	335	390	682	735	735	489	336	374	523	588	538
	72"	1"	369	425	716	774	774	527	366	409	573	642	580
	84"	1"	406	463	753	816	816	560	396	445	622	698	616
	96"	1"	443	500	791	856	856	595	428	479	671	753	655
RM3301	12"	1 ¼"	196	215	494	533	533	268	173	196	273	307	294
	24"	1 ¼"	250	269	551	595	595	319	222	248	348	389	351
	36"	1 ¼"	301	322	608	656	656	417	270	302	423	473	459
	48"	1 ¼"	355	412	663	716	716	468	317	352	495	554	515
	60"	1 ¼"	390	447	702	759	759	505	347	389	544	610	556
	72"	1 ¼"	425	483	739	797	797	538	379	424	594	663	592
	84"	1 ¼"	463	516	774	838	838	575	409	459	642	720	633
	96"	1 ¼"	501	554	811	878	878	611	442	493	692	773	672
RM3302	12"	1 ½"	230	312	521	565	565	289	192	216	304	341	318
	24"	1 ½"	282	365	579	627	627	344	240	269	382	427	378
	36"	1 ½"	338	419	636	690	690	441	287	324	458	511	485
	48"	1 ½"	430	473	693	751	751	493	334	374	531	596	542
	60"	1 ½"	465	510	732	792	792	529	365	409	580	650	582
	72"	1 ½"	500	543	770	832	832	565	397	447	632	708	622
	84"	1 ½"	536	581	807	872	872	600	429	480	681	764	660
	96"	1 ½"	574	619	844	915	915	635	460	516	730	820	699
Offset Pulls - Flat Ends (Specify CTC and overall length.)													
RM3310	12"	1"	214	234	534		576	296	199	222	303	334	326
	24"	1"	268	285	590		638	350	245	276	380	421	385
	36"	1"	321	342	648		699	448	294	330	457	504	493
	48"	1"	343	397	705		761	500	341	380	531	587	550
	60"	1"	379	435	742		802	537	372	415	580	645	591
	72"	1"	414	471	782		842	570	404	452	632	702	627
	84"	1"	450	505	819		883	607	434	486	681	759	668
	96"	1"	488	543	857		925	645	467	523	730	815	709
RM3311	12"	1 ¼"	235	256	546		588	307	213	236	317	350	338
	24"	1 ¼"	291	309	600		648	404	257	289	392	431	445
	36"	1 ¼"	343	364	657		709	457	305	342	466	517	503
	48"	1 ¼"	392	449	714		771	507	349	391	536	595	558
	60"	1 ¼"	428	485	751		810	540	382	426	586	649	594
	72"	1 ¼"	465	520	789		850	578	411	462	634	704	636
	84"	1 ¼"	498	555	827		889	613	444	496	683	759	674
	96"	1 ¼"	536	593	864		932	647	474	529	733	815	712
RM3312	12"	1 ½"	270	352	575		619	329	226	253	349	385	362
	24"	1 ½"	323	407	631		683	426	276	307	425	473	469
	36"	1 ½"	379	460	688		742	482	325	362	502	557	531
	48"	1 ½"	469	512	746		805	530	366	410	572	637	583
	60"	1 ½"	502	546	783		846	566	398	448	621	691	623
	72"	1 ½"	539	583	822		886	602	430	482	671	748	662
	84"	1 ½"	575	619	860		927	637	461	517	723	806	701
	96"	1 ½"	613	657	898		968	674	495	553	776	862	741



- Add \$6.80/in. over 96".
- MP (Mid-Post) - Add \$80 each. (Recommended for maximum rigidity on long door pulls. See page 6 for guidelines.)
- HF (Hands-Free) Post - Add \$28 each. (Available on straight post only.) Order form available on website under RM3300 - RM3302.
- Order form available on website under RM3300, RM3301, RM3302, RM3310, RM3311, RM3312.

ROCKWOOD
ASSA ABLOY

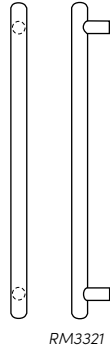
Experience a safer
and more open world

USA & Canada Prices Effective March 3, 2025
Check the websites for the most updated product information.

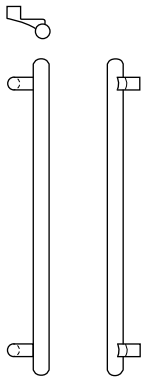
USA: 800 458 2424 • www.rockwoodmfg.com | Canada: 800 461 3007 • www.assaabloydss.ca
Copyright © 2021-2025, ASSA ABLOY Accessories and Door Controls Group, Inc. All rights reserved. Reproduction in whole or in part without the express written permission of ASSA ABLOY Accessories and Door Controls Group, Inc. is prohibited.

MegaTek - Straight & Offset PostMount Pulls (con't)

Straight Pulls - Round Ends (90" max overall in aluminum, specify CTC and overall length.)													
Part	Max OA	Dia.	28/628	313/710 315/711	3/605 4/606	10/612	10B/613	Stock PC/ 10BE/BSP	32D/630	32/629	32D316	32316	Translucent PC/4E
RM3320	12"	1"	218	237	595	645	645	304	206	230	327	363	334
	24"	1"	273	291	653	705	705	403	253	284	403	454	443
	36"	1"	326	345	711	765	765	457	302	340	479	537	503
	48"	1"	351	410	765	829	829	507	346	388	550	616	558
	60"	1"	386	445	804	869	869	542	377	425	601	671	596
	72"	1"	422	480	842	909	909	579	409	459	650	729	637
	84"	1"	457	514	880	951	951	615	443	496	702	786	676
	96"	1"	495	552	917	991	991	651	473	529	752	841	716
	RM3321	12"	1 1/4"	246	265	616	665	665	322	221	246	351	395
24"		1 1/4"	303	319	673	727	727	419	269	300	427	477	462
36"		1 1/4"	356	375	730	791	791	474	319	355	504	565	522
48"		1 1/4"	410	466	788	850	850	522	360	404	572	641	573
60"		1 1/4"	445	501	827	893	893	559	392	441	623	698	615
72"		1 1/4"	480	538	863	933	933	594	425	474	671	754	653
84"		1 1/4"	514	574	901	975	975	630	456	509	725	812	693
96"		1 1/4"	552	612	940	1,015	1,015	665	486	546	776	866	732
RM3322		12"	1 1/2"	274	295	636	690	690	353	249	280	397	443
	24"	1 1/2"	328	348	693	751	751	452	297	334	475	531	498
	36"	1 1/2"	383	403	751	813	813	507	346	388	550	616	558
	48"	1 1/2"	430	473	808	876	876	551	387	433	615	689	605
	60"	1 1/2"	465	510	847	916	916	590	417	469	665	746	649
	72"	1 1/2"	500	543	883	956	956	624	451	505	716	801	686
	84"	1 1/2"	536	581	921	998	998	659	482	541	765	859	726
	96"	1 1/2"	574	619	959	1,038	1,038	727	513	577	817	916	799
	Offset Pulls - Round Ends (Specify CTC and overall length.)												
RM3330	12"	1"	258	277	646		695	346	242	272	370	406	380
	24"	1"	313	331	703		759	443	290	326	445	497	487
	36"	1"	366	385	760		820	498	340	379	523	582	548
	48"	1"	388	446	818		882	545	380	427	589	659	600
	60"	1"	423	481	855		922	582	411	461	641	712	640
	72"	1"	459	518	893		964	619	445	498	690	772	681
	84"	1"	495	553	931		1,005	654	475	531	742	826	719
	96"	1"	533	591	968		1,044	717	507	569	792	882	789
	RM3331	12"	1 1/4"	288	305	665		717	406	256	286	395	437
24"		1 1/4"	343	359	723		782	460	304	342	471	522	505
36"		1 1/4"	395	414	782		842	514	352	394	548	608	566
48"		1 1/4"	446	502	839		903	561	393	442	612	681	617
60"		1 1/4"	481	539	877		945	595	426	475	664	740	655
72"		1 1/4"	518	575	913		986	631	457	510	712	793	694
84"		1 1/4"	553	611	951		1,028	668	488	547	764	853	735
96"		1 1/4"	591	649	989		1,067	734	519	582	815	907	807
RM3332		12"	1 1/2"	315	334	687		741	439	286	323	439	488
	24"	1 1/2"	369	388	744		804	494	335	375	517	574	543
	36"	1 1/2"	422	442	802		866	548	383	429	595	661	602
	48"	1 1/2"	466	511	860		927	591	419	471	655	729	650
	60"	1 1/2"	501	545	898		968	627	452	506	706	786	690
	72"	1 1/2"	538	582	935		1,010	660	483	542	757	841	727
	84"	1 1/2"	574	618	972		1,052	729	515	578	806	898	801
	96"	1 1/2"	612	656	1,010		1,092	763	547	613	858	956	839



RM3321



RM3331

- Add \$6.80/in. over 96".
- MP (Mid-Post) - Add \$80 each. (Recommended for maximum rigidity on long door pulls. See page 6 for guidelines.)
- HF (Hands-Free) Post - Add \$28 each. (Available on straight post only.)
- Order form available on website under RM3320, RM3321, RM3322, RM3330, RM3331, RM3332.

USA & Canada Prices Effective March 3, 2025

Check the websites for the most updated product information.

USA: 800 458 2424 • www.rockwoodmfg.com | Canada: 800 461 3007 • www.assaabloydss.ca

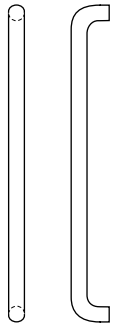
Copyright © 2021-2025, ASSA ABLOY Accessories and Door Controls Group, Inc. All rights reserved. Reproduction in whole or in part without the express written permission of ASSA ABLOY Accessories and Door Controls Group, Inc. is prohibited.

ROCKWOOD
ASSA ABLOY

Experience a safer
and more open world

MegaTek - Straight & Offset PostMount Pulls (con't)

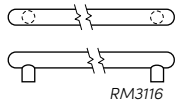
Straight Pulls - Bent Ends (86" max CTC in aluminum, specify CTC.)												
Part	CTC	Dia.	28/628	313/710 315/711	3/605 4/606	10/612 10B/613	Stock PC/ 10BE/BSP	32D/630	32/629	32D316	32316	Translucent PC/4E
RM3340	12"	1"	165	180	399	431	240	150	167	237	263	264
	24"	1"	207	230	458	495	295	197	221	313	351	325
	36"	1"	250	276	516	556	349	244	275	388	436	384
	48"	1"	293	321	571	617	447	292	329	464	523	492
	60"	1"	336	371	624	673	470	313	351	499	558	516
	72"	1"	379	417	673	727	493	334	374	531	596	542
	84"	1"	420	462	795	860	539	374	417	595	665	593
RM3341	12"	1 1/4"	178	198	479	518	255	161	181	258	288	280
	24"	1 1/4"	220	243	537	579	309	211	236	335	375	341
	36"	1 1/4"	264	291	595	645	408	258	289	410	459	448
	48"	1 1/4"	306	339	653	705	462	306	344	488	547	508
	60"	1 1/4"	350	385	704	760	485	328	365	519	580	534
	72"	1 1/4"	391	432	755	816	507	346	388	550	616	558
	84"	1 1/4"	435	480	888	958	551	387	432	614	686	605
RM3342	12"	1 1/2"	200	219	582	628	300	202	225	322	358	330
	24"	1 1/2"	242	267	641	692	353	249	280	397	443	388
	36"	1 1/2"	284	315	696	753	452	297	334	475	531	498
	48"	1 1/2"	328	360	755	816	507	346	388	550	616	558
	60"	1 1/2"	372	410	807	870	522	360	404	572	641	573
	72"	1 1/2"	414	455	860	929	538	373	416	594	664	592
	84"	1 1/2"	456	501	981	1,057	584	412	462	655	737	642
96"	1 1/2"	494	539	1,101	1,190	628	454	507	719	806	691	



RM3341



RM3112



RM3116

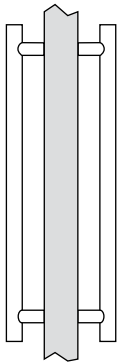
Push Bars - Flat Ends												
RM3102	Up to 36" CTC	1"	276	296	587	635	401	255	285	399	446	441
RM3112	Up to 36" CTC	1 1/4"	301	322	608	656	417	270	302	423	473	459
RM3122	Up to 36" CTC	1 1/2"	338	419	636	690	441	287	324	458	511	485

Push Bars - Round Ends												
RM3106	Up to 36" CTC	1"	326	345	711	765	457	302	340	479	537	503
RM3116	Up to 36" CTC	1 1/4"	356	375	730	791	474	319	355	504	565	522
RM3126	Up to 36" CTC	1 1/2"	383	403	751	813	507	346	388	550	616	558

- Add \$6.80/in. over 96".
- Add \$6.80/in. over 36" on Push Bars.
- MP (Mid-Post) - Add \$80 each. (Recommended for maximum rigidity on long door pulls. See page 6 for guidelines.)
- Order form available on website under RM3340, RM3341, RM3342.

NOTE: Post location on push bars can be located 1/8" from end for narrow & medium stile doors and 1" from end for flush and wide stile doors.

Quick Ship MegaTek - Straight PostMount Pulls



RM3301BTB

Straight Pulls - Flat Ends - Back-to-Back Mounting					
Part	CTC	OA	Dia.	32D/630	BSP
RM3301BTB1224.32D	12"	24"	1 1/4"	373	
RM3301BTB1224.BSP	12"	24"	1 1/4"		415
RM3301BTB1824.BSP	18"	24"	1 1/4"		415
RM3301BTB2436.32D	24"	36"	1 1/4"	448	
RM3301BTB3036.BSP	30"	36"	1 1/4"		477
RM3301BTB3648.32D	36"	48"	1 1/4"	524	
RM3301BTB3648.BSP	36"	48"	1 1/4"		550
RM3301BTB4248.BSP	42"	48"	1 1/4"		550
RM3301BTB4860.32D	48"	60"	1 1/4"	571	
RM3301BTB6072.32D	60"	72"	1 1/4"	622	
RM3301BTB7284.32D	72"	84"	1 1/4"	672	
RM3301BTB8496.32D	84"	96"	1 1/4"	724	

- Mounting included for both 1 3/4" wood or metal doors and 1/2" glass doors.

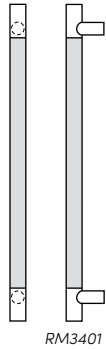
ROCKWOOD
ASSA ABLOY

Experience a safer
and more open world

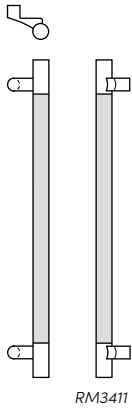
USA & Canada Prices Effective March 3, 2025
Check the websites for the most updated product information.

USA: 800 458 2424 • www.rockwoodmfg.com | Canada: 800 461 3007 • www.assaabloydss.ca
Copyright © 2021-2025, ASSA ABLOY Accessories and Door Controls Group, Inc. All rights reserved. Reproduction in whole or in part without the express written permission of ASSA ABLOY Accessories and Door Controls Group, Inc. is prohibited.

NeoMax - Post Mounted GripZone



Straight Pulls - Flat Ends						
Part	Max OA	Dia.	3/605	9/611	32/629	32316
RM3400	12"	1"	452	510	237	368
	24"	1"	569	644	294	459
	36"	1"	686	774	355	551
	48"	1"	802	907	413	643
	60"	1"	920	1,038	472	736
	72"	1"	1,037	1,170	532	829
	84"	1"	1,152	1,304	591	920
	96"	1"	1,271	1,436	650	1,012
	RM3401	12"	1 ¼"	500	565	252
24"		1 ¼"	612	692	311	551
36"		1 ¼"	726	820	371	643
48"		1 ¼"	840	947	430	760
60"		1 ¼"	954	1,077	489	864
72"		1 ¼"	1,066	1,205	547	970
84"		1 ¼"	1,182	1,332	607	1,076
96"		1 ¼"	1,292	1,462	665	1,177
RM3402		12"	1 ½"	593	668	285
	24"	1 ½"	699	791	349	542
	36"	1 ½"	804	909	413	657
	48"	1 ½"	910	1,033	476	743
	60"	1 ½"	1,019	1,150	540	842
	72"	1 ½"	1,125	1,271	603	940
	84"	1 ½"	1,231	1,389	668	1,040
	96"	1 ½"	1,337	1,512	732	1,138
	Offset Pulls - Flat Ends					
RM3410	12"	1"	510		281	436
	24"	1"	626		339	526
	36"	1"	742		400	619
	48"	1"	862		458	711
	60"	1"	979		516	804
	72"	1"	1,096		575	897
	84"	1"	1,212		635	988
	96"	1"	1,330		693	1,079
	RM3411	12"	1 ¼"	557		296
24"		1 ¼"	671		356	554
36"		1 ¼"	785		414	644
48"		1 ¼"	898		474	738
60"		1 ¼"	1,011		533	830
72"		1 ¼"	1,125		592	922
84"		1 ¼"	1,239		651	1,013
96"		1 ¼"	1,351		711	1,104
RM3412		12"	1 ½"	651		331
	24"	1 ½"	759		392	611
	36"	1 ½"	864		458	711
	48"	1 ½"	971		522	810
	60"	1 ½"	1,077		587	910
	72"	1 ½"	1,184		648	1,010
	84"	1 ½"	1,290		713	1,108
	96"	1 ½"	1,398		776	1,208



- Add \$6.80/in. over 96".
- MP (Mid-Post) - Add \$80 each. (Recommended for maximum rigidity on long door pulls. See page 6 for guidelines.)
- Order form available on website under RM3400, RM3401, RM3402, RM3410, RM3411, RM3412.

USA & Canada Prices Effective March 3, 2025

Check the websites for the most updated product information.

USA: 800 458 2424 • www.rockwoodmfg.com | Canada: 800 461 3007 • www.assaabloydss.ca

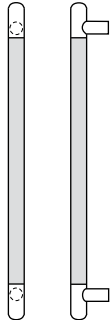
Copyright © 2021-2025, ASSA ABLOY Accessories and Door Controls Group, Inc. All rights reserved. Reproduction in whole or in part without the express written permission of ASSA ABLOY Accessories and Door Controls Group, Inc. is prohibited.

ROCKWOOD
ASSA ABLOY

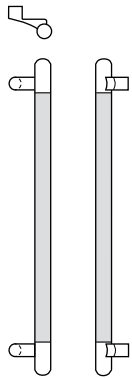
Experience a safer
and more open world

NeoMax - Post Mounted GripZone (con't)

Straight Pulls - Round Ends						
Part	Max OA	Dia.	3/605	9/611	32/629	32316
RM3420	12"	1"	578	653	283	442
	24"	1"	695	786	341	534
	36"	1"	811	917	402	625
	48"	1"	931	1,050	460	718
	60"	1"	1,047	1,184	519	807
	72"	1"	1,165	1,316	578	899
	84"	1"	1,280	1,447	637	991
	96"	1"	1,399	1,578	695	1,084
	RM3421	12"	1 ¼"	625	708	299
24"		1 ¼"	739	838	358	558
36"		1 ¼"	852	964	416	649
48"		1 ¼"	966	1,092	476	743
60"		1 ¼"	1,079	1,220	535	833
72"		1 ¼"	1,192	1,348	594	927
84"		1 ¼"	1,308	1,477	654	1,016
96"		1 ¼"	1,420	1,604	713	1,108
RM3422		12"	1 ½"	720	813	334
	24"	1 ½"	827	935	395	615
	36"	1 ½"	933	1,053	460	718
	48"	1 ½"	1,038	1,173	524	815
	60"	1 ½"	1,145	1,294	589	913
	72"	1 ½"	1,253	1,414	651	1,013
	84"	1 ½"	1,359	1,535	715	1,113
	96"	1 ½"	1,464	1,655	778	1,211
	Offset Pulls - Round Ends					
RM3430	12"	1"	638		327	510
	24"	1"	754		386	601
	36"	1"	869		445	690
	48"	1"	987		505	785
	60"	1"	1,104		562	876
	72"	1"	1,223		622	969
	84"	1"	1,338		681	1,060
	96"	1"	1,458		741	1,152
	RM3431	12"	1 ¼"	687		344
24"		1 ¼"	800		403	626
36"		1 ¼"	913		461	719
48"		1 ¼"	1,027		522	810
60"		1 ¼"	1,142		579	901
72"		1 ¼"	1,254		638	993
84"		1 ¼"	1,368		696	1,086
96"		1 ¼"	1,480		757	1,177
RM3432		12"	1 ½"	780		375
	24"	1 ½"	885		440	683
	36"	1 ½"	991		505	785
	48"	1 ½"	1,097		567	882
	60"	1 ½"	1,205		631	985
	72"	1 ½"	1,310		694	1,082
	84"	1 ½"	1,417		759	1,181
	96"	1 ½"	1,524		822	1,280



RM3421



RM3431

- Add \$6.80/in. over 96".
- MP (Mid-Post) - Add \$80 each. (Recommended for maximum rigidity on long door pulls. See page 6 for guidelines.)
- Order form available on website under RM3420, RM3421, RM3422, RM3430, RM3431, RM3432.

ROCKWOOD
ASSA ABLOY

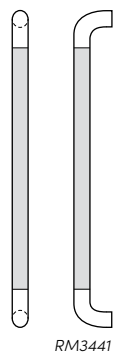
Experience a safer
and more open world

USA & Canada Prices Effective March 3, 2025
Check the websites for the most updated product information.

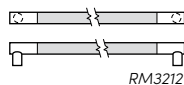
USA: 800 458 2424 • www.rockwoodmfg.com | Canada: 800 461 3007 • www.assaabloydss.ca
Copyright © 2021-2025, ASSA ABLOY Accessories and Door Controls Group, Inc. All rights reserved. Reproduction in whole or in part without the express written permission of ASSA ABLOY Accessories and Door Controls Group, Inc. is prohibited.

NeoMax - Post Mounted GripZone (con't)

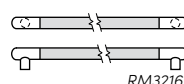
Straight Pulls - Bent Ends (Specify CTC.)						
Part	CTC	Dia.	3/605	9/611	32/629	32316
RM3440	12"	1"	500	565	278	431
	24"	1"	617	695	337	524
	36"	1"	733	828	395	615
	48"	1"	849	959	454	706
	60"	1"	968	1,093	513	799
	72"	1"	1,085	1,226	573	891
	84"	1"	1,201	1,359	631	985
	96"	1"	1,319	1,490	691	1,077
	RM3441	12"	1 ¼"	546	618	292
24"		1 ¼"	660	747	353	625
36"		1 ¼"	773	872	411	727
48"		1 ¼"	886	1,001	471	832
60"		1 ¼"	1,000	1,130	529	939
72"		1 ¼"	1,115	1,259	590	1,041
84"		1 ¼"	1,229	1,386	648	1,145
96"		1 ¼"	1,341	1,515	709	1,250
RM3442		12"	1 ½"	641	723	327
	24"	1 ½"	749	843	390	607
	36"	1 ½"	852	964	454	706
	48"	1 ½"	958	1,085	517	806
	60"	1 ½"	1,066	1,205	583	906
	72"	1 ½"	1,172	1,324	645	1,006
	84"	1 ½"	1,279	1,446	711	1,104
	96"	1 ½"	1,384	1,564	773	1,203



Push Bars - Flat Ends						
Part	CTC	Dia.	3/605	9/611	32/629	32316
RM3202	Up to 36"	1"	686	774	355	551
RM3212	Up to 36"	1 ¼"	726	820	371	643
RM3222	Up to 36"	1 ½"	804	909	413	657

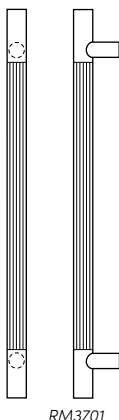


Push Bars - Round Ends						
Part	CTC	Dia.	3/605	9/611	32/629	32316
RM3206	Up to 36"	1"	811	917	402	625
RM3216	Up to 36"	1 ¼"	852	964	416	649
RM3226	Up to 36"	1 ½"	933	1,053	460	718



LineaMax - Grooved Pulls

Straight Pulls - Solid Flat Ends							
Part	Max OA	Dia.	3/605 4/606	10/612 10B/613	Stock PC/ 10BE/BSP	32D/630	32/629
RM3701	12"	1 ¼"	970	1,047	639	484	541
	24"	1 ¼"	1,164	1,255	785	591	660
	36"	1 ¼"	1,357	1,464	899	696	780
	48"	1 ¼"	1,552	1,672	1,014	804	900
	60"	1 ¼"	1,744	1,883	1,128	911	1,019
	72"	1 ¼"	1,937	2,092	1,245	1,015	1,139
	84"	1 ¼"	2,131	2,304	1,389	1,124	1,259
	96"	1 ¼"	2,325	2,511	1,504	1,232	1,379
	RM3702	12"	1 ½"	1,167	1,261	694	534
24"		1 ½"	1,377	1,488	851	651	731
36"		1 ½"	1,588	1,713	977	767	860
48"		1 ½"	1,797	1,942	1,101	884	992
60"		1 ½"	2,008	2,168	1,226	1,001	1,122
72"		1 ½"	2,218	2,395	1,383	1,118	1,252
84"		1 ½"	2,425	2,622	1,506	1,235	1,381
96"		1 ½"	2,638	2,847	1,631	1,350	1,512



- Add \$8.50/in. over 96".
- MP (Mid-Post) - Add \$80 each. (Recommended for maximum rigidity on long door pulls. See page 6 for guidelines.)
- Order form available on website under RM3440, RM3441, RM3442, RM3701, RM3702.

USA & Canada Prices Effective March 3, 2025

Check the websites for the most updated product information.

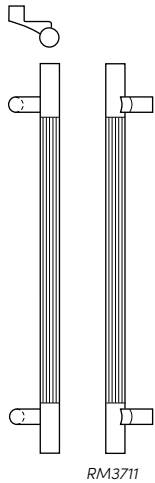
USA: 800 458 2424 • www.rockwoodmfg.com | Canada: 800 461 3007 • www.assaabloydss.ca

Copyright © 2021-2025, ASSA ABLOY Accessories and Door Controls Group, Inc. All rights reserved. Reproduction in whole or in part without the express written permission of ASSA ABLOY Accessories and Door Controls Group, Inc. is prohibited.

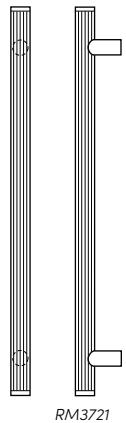
ROCKWOOD
ASSA ABLOY

Experience a safer
and more open world

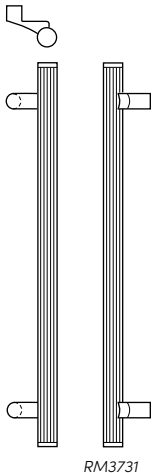
LineaMax - Grooved Pulls (con't)



Offset Pulls - Solid Flat Ends								
Part	Max OA	Dia.	3/605 4/606	10/612	10B/613	Stock PC/ 10BE/BSP	32D/630	32/629
RM3711	12"	1 ¼"	1,027		1,107	692	532	597
	24"	1 ¼"	1,220		1,318	837	638	716
	36"	1 ¼"	1,414		1,526	953	747	836
	48"	1 ¼"	1,606		1,734	1,067	852	955
	60"	1 ¼"	1,800		1,944	1,181	961	1,073
	72"	1 ¼"	1,993		2,153	1,297	1,066	1,194
	84"	1 ¼"	2,187		2,362	1,442	1,172	1,315
	96"	1 ¼"	2,380		2,572	1,557	1,280	1,434
RM3712	12"	1 ½"	1,224		1,321	777	585	654
	24"	1 ½"	1,434		1,549	904	700	784
	36"	1 ½"	1,644		1,777	1,028	816	914
	48"	1 ½"	1,854		2,001	1,153	932	1,044
	60"	1 ½"	2,065		2,228	1,279	1,048	1,174
	72"	1 ½"	2,272		2,455	1,432	1,165	1,304
	84"	1 ½"	2,483		2,682	1,560	1,283	1,436
	96"	1 ½"	2,694		2,910	1,686	1,400	1,567



Straight Pulls - Fully Grooved Flat Ends								
RM3721	12"	1 ¼"	695	752	752	501	356	398
	24"	1 ¼"	879	948	948	611	457	510
	36"	1 ¼"	1,061	1,146	1,146	749	557	626
	48"	1 ¼"	1,243	1,342	1,342	858	658	738
	60"	1 ¼"	1,425	1,538	1,538	966	759	851
	72"	1 ¼"	1,607	1,738	1,738	1,076	861	965
	84"	1 ¼"	1,790	1,934	1,934	1,185	964	1,078
	96"	1 ¼"	1,973	2,131	2,131	1,295	1,061	1,191
RM3722	12"	1 ½"	759	820	820	556	405	453
	24"	1 ½"	948	1,027	1,027	672	513	574
	36"	1 ½"	1,142	1,231	1,231	818	621	695
	48"	1 ½"	1,330	1,438	1,438	934	729	816
	60"	1 ½"	1,519	1,643	1,643	1,051	837	937
	72"	1 ½"	1,711	1,848	1,848	1,169	945	1,058
	84"	1 ½"	1,900	2,055	2,055	1,283	1,053	1,179
	96"	1 ½"	2,092	2,260	2,260	1,429	1,162	1,300



Offset Pulls - Fully Grooved Flat Ends								
RM3731	12"	1 ¼"	753		811	555	404	452
	24"	1 ¼"	936		1,010	663	505	565
	36"	1 ¼"	1,118		1,208	801	606	678
	48"	1 ¼"	1,301		1,404	910	709	792
	60"	1 ¼"	1,483		1,600	1,019	808	905
	72"	1 ¼"	1,665		1,799	1,127	910	1,016
	84"	1 ¼"	1,848		1,994	1,236	1,010	1,131
	96"	1 ¼"	2,031		2,190	1,376	1,113	1,246
RM3732	12"	1 ½"	816		880	607	453	508
	24"	1 ½"	1,006		1,086	755	561	629
	36"	1 ½"	1,195		1,291	870	668	751
	48"	1 ½"	1,386		1,497	986	777	872
	60"	1 ½"	1,577		1,703	1,103	885	993
	72"	1 ½"	1,769		1,910	1,220	995	1,114
	84"	1 ½"	1,959		2,114	1,335	1,101	1,235
	96"	1 ½"	2,150		2,320	1,481	1,211	1,357

- Add \$8.50/in. over 96".
- MP (Mid-Post) - Add \$80 each. (Recommended for maximum rigidity on long door pulls. See page 6 for guidelines.)
- Order form available on website under RM3711, RM3712, RM3721, RM3722, RM3731, RM3732.

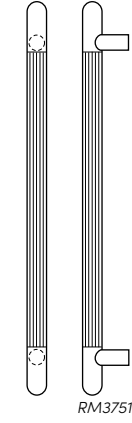
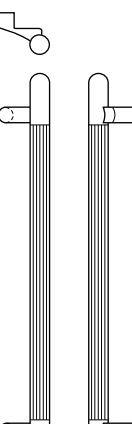


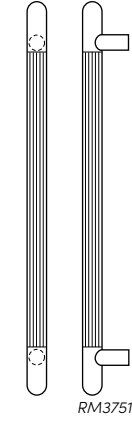
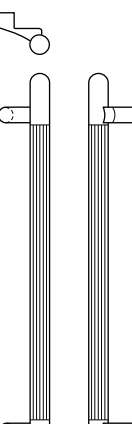
ROCKWOOD
ASSA ABLOY

Experience a safer
and more open world

USA & Canada Prices Effective March 3, 2025
Check the websites for the most updated product information.

USA: 800 458 2424 • www.rockwoodmfg.com | Canada: 800 461 3007 • www.assaabloydss.ca
Copyright © 2021-2025, ASSA ABLOY Accessories and Door Controls Group, Inc. All rights reserved. Reproduction in whole or in part without the express written permission of ASSA ABLOY Accessories and Door Controls Group, Inc. is prohibited.

LineaMax - Grooved Pulls (con't)

Straight Pulls - Solid Round Ends									
Part	Max OA	Dia.	3/605 4/606	10/612	10B/613	Stock PC/ 10BE/BSP	32D/630	32/629	
 RM3751	12"	1 1/4"	1,097	1,186	1,186	714	554	620	
	24"	1 1/4"	1,291	1,397	1,397	860	659	740	
	36"	1 1/4"	1,486	1,604	1,604	975	766	858	
	48"	1 1/4"	1,680	1,812	1,812	1,089	874	977	
	60"	1 1/4"	1,875	2,023	2,023	1,205	979	1,098	
	72"	1 1/4"	2,067	2,232	2,232	1,320	1,088	1,218	
	84"	1 1/4"	2,261	2,442	2,442	1,466	1,194	1,338	
	96"	1 1/4"	2,455	2,650	2,650	1,579	1,298	1,455	
	 RM3752	12"	1 1/2"	1,297	1,401	1,401	800	603	677
		24"	1 1/2"	1,508	1,627	1,627	926	721	807
36"		1 1/2"	1,714	1,854	1,854	1,051	837	937	
48"		1 1/2"	1,925	2,079	2,079	1,176	954	1,067	
60"		1 1/2"	2,135	2,308	2,308	1,302	1,070	1,199	
72"		1 1/2"	2,346	2,534	2,534	1,456	1,185	1,329	
84"		1 1/2"	2,556	2,761	2,761	1,581	1,301	1,457	
96"		1 1/2"	2,766	2,985	2,985	1,708	1,418	1,589	
Offset Pulls - Solid Round Ends									
 RM3761		12"	1 1/4"	1,153		1,245	797	601	674
	24"	1 1/4"	1,348		1,456	911	710	794	
	36"	1 1/4"	1,542		1,665	1,027	815	913	
	48"	1 1/4"	1,737		1,876	1,143	921	1,033	
	60"	1 1/4"	1,929		2,084	1,256	1,030	1,153	
	72"	1 1/4"	2,124		2,294	1,401	1,135	1,270	
	84"	1 1/4"	2,317		2,502	1,515	1,242	1,391	
	96"	1 1/4"	2,511		2,715	1,630	1,348	1,511	
	 RM3762	12"	1 1/2"	1,353		1,462	852	653	732
		24"	1 1/2"	1,562		1,689	978	768	862
36"		1 1/2"	1,772		1,916	1,103	885	993	
48"		1 1/2"	1,983		2,142	1,230	1,002	1,123	
60"		1 1/2"	2,194		2,367	1,384	1,119	1,254	
72"		1 1/2"	2,402		2,594	1,509	1,236	1,383	
84"		1 1/2"	2,612		2,822	1,635	1,352	1,513	
96"		1 1/2"	2,823		3,048	1,760	1,467	1,643	
Straight Pulls - Fully Grooved Round Ends									
 RM3771		12"	1 1/4"	824	891	891	575	423	475
	24"	1 1/4"	1,008	1,088	1,088	685	526	589	
	36"	1 1/4"	1,190	1,283	1,283	825	627	702	
	48"	1 1/4"	1,373	1,483	1,483	933	728	815	
	60"	1 1/4"	1,555	1,680	1,680	1,041	829	928	
	72"	1 1/4"	1,738	1,877	1,877	1,151	930	1,042	
	84"	1 1/4"	1,920	2,073	2,073	1,259	1,032	1,156	
	96"	1 1/4"	2,103	2,270	2,270	1,397	1,132	1,267	
	 RM3772	12"	1 1/2"	889	958	958	630	474	531
		24"	1 1/2"	1,078	1,165	1,165	776	583	653
36"		1 1/2"	1,269	1,370	1,370	892	691	773	
48"		1 1/2"	1,460	1,576	1,576	1,009	798	892	
60"		1 1/2"	1,650	1,783	1,783	1,125	908	1,014	
72"		1 1/2"	1,840	1,988	1,988	1,241	1,013	1,136	
84"		1 1/2"	2,032	2,197	2,197	1,388	1,123	1,257	
96"		1 1/2"	2,221	2,399	2,399	1,504	1,232	1,379	

- Add \$8.50/in. over 96".
- MP (Mid-Post) - Add \$80 each. (Recommended for maximum rigidity on long door pulls. See page 6 for guidelines.)
- Order form available on website under RM3751, RM3752, RM3761, RM3762, RM3771, RM3772.

USA & Canada Prices Effective March 3, 2025

Check the websites for the most updated product information.

USA: 800 458 2424 • www.rockwoodmfg.com | Canada: 800 461 3007 • www.assaabloydss.ca

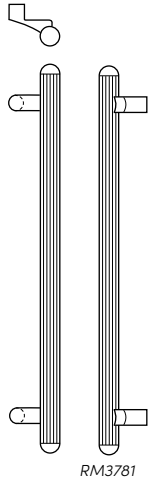
Copyright © 2021-2025, ASSA ABLOY Accessories and Door Controls Group, Inc. All rights reserved. Reproduction in whole or in part without the express written permission of ASSA ABLOY Accessories and Door Controls Group, Inc. is prohibited.

ROCKWOOD

ASSA ABLOY

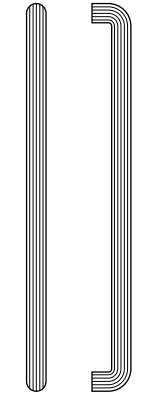
Experience a safer
and more open world

LineaMax - Grooved Pulls (con't)



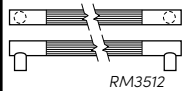
RM3781

Offset Pulls - Fully Grooved Round Ends								
Part	Max OA	Dia.	3/605 4/606	10/612	10B/613	Stock PC/ 10BE/BSP	32D/630	32/629
RM3781	12"	1 ¼"	882		952	629	472	529
	24"	1 ¼"	1,064		1,148	766	574	641
	36"	1 ¼"	1,245		1,347	876	675	757
	48"	1 ¼"	1,427		1,543	984	776	871
	60"	1 ¼"	1,611		1,741	1,094	878	983
	72"	1 ¼"	1,794		1,937	1,203	978	1,096
	84"	1 ¼"	1,977		2,134	1,311	1,081	1,211
	96"	1 ¼"	2,160		2,330	1,450	1,180	1,323
RM3782	12"	1 ½"	945		1,020	682	524	587
	24"	1 ½"	1,135		1,226	828	631	706
	36"	1 ½"	1,326		1,432	946	740	828
	48"	1 ½"	1,516		1,638	1,061	847	948
	60"	1 ½"	1,707		1,844	1,177	955	1,070
	72"	1 ½"	1,897		2,048	1,295	1,061	1,191
	84"	1 ½"	2,089		2,256	1,441	1,171	1,312
	96"	1 ½"	2,277		2,460	1,557	1,280	1,434



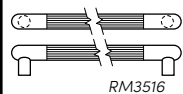
RM3741

Straight Pulls - Fully Grooved Bent Ends								
Part	Max OA	Dia.	3/605 4/606	10/612	10B/613	Stock PC/ 10BE/BSP	32D/630	32/629
RM3741	12"	1 ¼"				468	397	445
	24"	1 ¼"				587	498	557
	36"	1 ¼"				707	599	670
	48"	1 ¼"				826	700	784
	60"	1 ¼"				943	800	898
	72"	1 ¼"				1,064	903	1,010
	84"	1 ¼"				1,183	1,003	1,124
	96"	1 ¼"				1,302	1,104	1,238
RM3742	12"	1 ½"				528	448	500
	24"	1 ½"				654	555	621
	36"	1 ½"				781	662	743
	48"	1 ½"				908	770	863
	60"	1 ½"				1,037	879	984
	72"	1 ½"				1,163	986	1,106
	84"	1 ½"				1,292	1,096	1,226
	96"	1 ½"				1,418	1,203	1,347



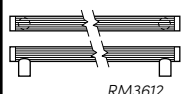
RM3512

Push Bars Solid Grooves Flat Ends								
Part	Max OA	Dia.	3/605 4/606	10/612	10B/613	Stock PC/ 10BE/BSP	32D/630	32/629
RM3512	Up to 36" CTC	1 ¼"	1,357	1,464	1,464	899	696	780
RM3522	Up to 36" CTC	1 ½"	1,588	1,713	1,713	977	767	860



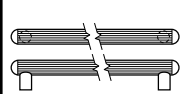
RM3516

Push Bars Solid Grooves Round Ends								
Part	Max OA	Dia.	3/605 4/606	10/612	10B/613	Stock PC/ 10BE/BSP	32D/630	32/629
RM3516	Up to 36" CTC	1 ¼"	1,486	1,604	1,604	975	766	858
RM3526	Up to 36" CTC	1 ½"	1,714	1,854	1,854	1,051	837	937



RM3612

Push Bars Fully Grooved - Flat Ends								
Part	Max OA	Dia.	3/605 4/606	10/612	10B/613	Stock PC/ 10BE/BSP	32D/630	32/629
RM3612	Up to 36" CTC	1 ¼"	1,061	1,146	1,146	749	557	626
RM3622	Up to 36" CTC	1 ½"	1,142	1,231	1,231	818	621	695



RM3616

Push Bars Fully Grooved - Round Ends								
Part	Max OA	Dia.	3/605 4/606	10/612	10B/613	Stock PC/ 10BE/BSP	32D/630	32/629
RM3616	Up to 36" CTC	1 ¼"	1,190	1,283	1,283	825	627	702
RM3626	Up to 36" CTC	1 ½"	1,269	1,370	1,370	892	691	773

- Add \$8.50/in. over 96".
- MP (Mid-Post) - Add \$80 each. (Recommended for maximum rigidity on long door pulls. See page 6 for guidelines.)
- Order form available on website under RM3741, RM3742, RM3781, RM3782.

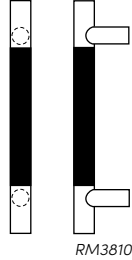
ROCKWOOD
ASSA ABLOY

Experience a safer
and more open world

USA & Canada Prices Effective March 3, 2025
Check the websites for the most updated product information.

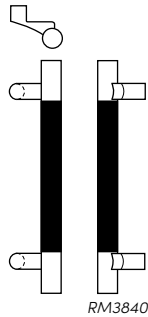
USA: 800 458 2424 • www.rockwoodmfg.com | Canada: 800 461 3007 • www.assaabloydss.ca
Copyright © 2021-2025, ASSA ABLOY Accessories and Door Controls Group, Inc. All rights reserved. Reproduction in whole or in part without the express written permission of ASSA ABLOY Accessories and Door Controls Group, Inc. is prohibited.

NoirMet - Black Anodized Grip with Contrasting Ends and Posts



RM3810

Straight Pulls - Flat Ends										
Part	Max OA	Dia.	3/605 4/606	10/612	10B/613	Stock PC/ 10BE/BSP	32D/630	32/629	32D316	32316
RM3800	12"	1"	484	559	559	462	328	362	521	571
	24"	1"	529	602	602	495	360	397	570	626
	36"	1"	546	619	619	514	379	416	600	659
	48"	1"	813	889	889	635	496	546	785	864
	60"	1"	885	945	945	664	525	576	830	913
	72"	1"	952	1,001	1,001	691	551	606	872	962
	84"	1"	1,088	1,150	1,150	761	587	645	930	1,021
	96"	1"	1,224	1,299	1,299	797	622	684	986	1,084
	RM3810	12"	1 1/4"	511	582	582	471	338	369	536
24"		1 1/4"	582	628	628	514	379	416	600	659
36"		1 1/4"	606	654	654	534	398	437	627	691
48"		1 1/4"	816	889	889	657	517	569	818	900
60"		1 1/4"	861	922	922	678	536	591	851	938
72"		1 1/4"	906	955	955	701	559	614	883	970
84"		1 1/4"	1,077	1,125	1,125	800	626	689	989	1,089
96"		1 1/4"	1,250	1,292	1,292	867	692	760	1,096	1,201
RM3820		12"	1 1/2"	632	678	678	534	398	437	627
	24"	1 1/2"	704	751	751	567	430	472	682	749
	36"	1 1/2"	763	811	811	613	475	523	751	826
	48"	1 1/2"	868	891	891	702	560	616	884	972
	60"	1 1/2"	947	975	975	774	600	660	949	1,045
	72"	1 1/2"	1,028	1,054	1,054	816	640	704	1,013	1,113
	84"	1 1/2"	1,175	1,204	1,204	884	707	778	1,121	1,232
	96"	1 1/2"	1,326	1,350	1,350	955	775	852	1,226	1,349
	Offset Pulls - Flat Ends									
RM3830	12"	1"	546		678	514	379	416	600	659
	24"	1"	648		770	573	437	482	691	760
	36"	1"	764		869	635	496	546	785	864
	48"	1"	880		972	694	555	612	879	967
	60"	1"	951		1,029	727	582	641	922	1,014
	72"	1"	1,019		1,085	783	611	670	965	1,062
	84"	1"	1,157		1,233	837	660	728	1,045	1,150
	96"	1"	1,290		1,380	889	710	781	1,125	1,235
	RM3840	12"	1 1/4"	570		704	523	388	427	612
24"		1 1/4"	686		788	584	447	490	706	775
36"		1 1/4"	784		880	645	505	554	798	876
48"		1 1/4"	882		972	703	561	617	887	973
60"		1 1/4"	928		1,006	726	581	640	921	1,013
72"		1 1/4"	972		1,038	775	601	662	952	1,046
84"		1 1/4"	1,144		1,209	845	668	738	1,061	1,168
96"		1 1/4"	1,316		1,377	914	735	808	1,164	1,280
RM3850		12"	1 1/2"	691		801	586	449	495	710
	24"	1 1/2"	763		869	613	475	523	751	826
	36"	1 1/2"	849		925	681	538	596	855	944
	48"	1 1/2"	936		976	776	602	663	955	1,051
	60"	1 1/2"	1,016		1,056	820	644	709	1,020	1,122
	72"	1 1/2"	1,094		1,137	862	684	753	1,084	1,193
	84"	1 1/2"	1,243		1,283	930	752	827	1,191	1,308
	96"	1 1/2"	1,394		1,434	1,001	819	900	1,295	1,426



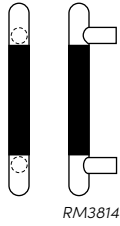
RM3840

- Add \$6.80/in. over 96".
- MP (Mid-Post) - Add \$80 each. (Recommended for maximum rigidity on long door pulls. See page 6 for guidelines.)
- Order form available on website under RM3800, RM3810, RM3820, RM3830, RM3840, RM3850.

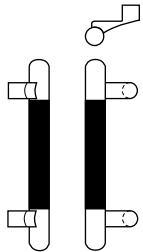
NOTE: Post location on push bars can be located 1/8" from end for narrow & medium stile doors and 1" from end for flush and wide stile doors.

NoirMet - Black Anodized Grip with Contrasting Ends and Posts (con't)

Straight Pulls - Round Ends										
Part	Max OA	Dia.	3/605 4/606	10/612	10B/613	Stock PC/ 10BE/BSP	32D/630	32/629	32D316	32316
RM3804	12"	1"	546	619	619	514	379	416	600	659
	24"	1"	588	663	663	550	413	454	657	722
	36"	1"	606	678	678	567	430	472	682	749
	48"	1"	877	947	947	694	555	612	879	967
	60"	1"	944	1,006	1,006	727	582	641	922	1,014
	72"	1"	1,010	1,058	1,058	785	612	672	967	1,063
	84"	1"	1,146	1,208	1,208	838	662	729	1,046	1,151
	96"	1"	1,279	1,353	1,353	890	712	784	1,127	1,241
	RM3814	12"	1 1/4"	570	645	645	523	388	427	612
24"		1 1/4"	646	692	692	566	429	471	678	747
36"		1 1/4"	668	714	714	586	449	495	710	784
48"		1 1/4"	878	951	951	707	564	619	891	983
60"		1 1/4"	922	981	981	729	583	643	923	1,018
72"		1 1/4"	965	1,013	1,013	780	603	665	961	1,052
84"		1 1/4"	1,135	1,185	1,185	849	672	741	1,063	1,170
96"		1 1/4"	1,306	1,355	1,355	917	740	810	1,169	1,284
RM3824		12"	1 1/2"	691	740	740	586	449	495	710
	24"	1 1/2"	763	811	811	613	475	523	751	826
	36"	1 1/2"	822	869	869	667	527	579	835	920
	48"	1 1/2"	928	954	954	780	603	665	961	1,052
	60"	1 1/2"	1,008	1,035	1,035	821	645	710	1,021	1,125
	72"	1 1/2"	1,086	1,114	1,114	863	685	754	1,085	1,194
	84"	1 1/2"	1,233	1,260	1,260	929	750	825	1,187	1,307
	96"	1 1/2"	1,380	1,405	1,405	997	815	897	1,291	1,419
	Offset Pulls - Round Ends									
RM3834	12"	1"	606		654	567	430	472	682	749
	24"	1"	711		765	627	487	535	772	850
	36"	1"	827		894	685	542	598	859	946
	48"	1"	942		1,017	772	599	658	947	1,044
	60"	1"	1,010		1,092	801	627	691	993	1,093
	72"	1"	1,077		1,164	829	655	720	1,037	1,142
	84"	1"	1,212		1,309	883	706	776	1,119	1,230
	96"	1"	1,346		1,453	935	756	847	1,197	1,340
	RM3844	12"	1 1/4"	632		683	573	437	490	691
24"		1 1/4"	747		804	633	495	554	784	876
36"		1 1/4"	844		913	692	553	618	875	978
48"		1 1/4"	944		1,019	782	609	681	963	1,078
60"		1 1/4"	989		1,067	802	628	703	995	1,112
72"		1 1/4"	1,033		1,116	825	649	728	1,028	1,150
84"		1 1/4"	1,204		1,300	893	716	803	1,133	1,271
96"		1 1/4"	1,373		1,483	962	782	876	1,240	1,387
RM3854		12"	1 1/2"	751		810	637	497	559	788
	24"	1 1/2"	822		888	667	527	590	835	933
	36"	1 1/2"	908		981	762	589	658	931	1,044
	48"	1 1/2"	993		1,075	825	649	728	1,028	1,150
	60"	1 1/2"	1,075		1,162	866	691	772	1,093	1,222
	72"	1 1/2"	1,152		1,244	908	731	818	1,153	1,294
	84"	1 1/2"	1,301		1,404	977	796	890	1,260	1,410
	96"	1 1/2"	1,447		1,561	1,044	862	965	1,362	1,526
	Push Bars - Flat Ends									
RM3802	Up to 36" CTC	1"	546	619	619	514	379	416	600	659
RM3812	Up to 36" CTC	1 1/4"	606	654	654	534	398	437	627	691
RM3822	Up to 36" CTC	1 1/2"	763	811	811	613	475	523	751	826
Push Bars - Round Ends										
RM3806	Up to 36" CTC	1"	606	678	678	567	430	472	682	749
RM3816	Up to 36" CTC	1 1/4"	668	714	714	586	449	495	710	784
RM3826	Up to 36" CTC	1 1/2"	822	869	869	667	527	579	835	920



RM3814



RM3844



RM3812



RM3816

- Add \$6.80/in. over 36" for push bars.
- Add \$6.80/in. over 96".
- MP (Mid-Post) - Add \$80 each. (Recommended for maximum rigidity on long door pulls. See page 6 for guidelines.)
- Order form available on website under RM3804, RM3814, RM3824, RM3834, RM3844, RM3854.

NOTE: Post location on push bars can be located 1/8" from end for narrow & medium stile doors and 1" from end for flush and wide stile doors.

ROCKWOOD
ASSA ABLOY

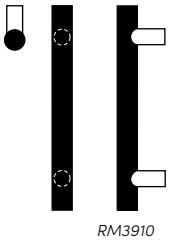
Experience a safer
and more open world

USA & Canada Prices Effective March 3, 2025
Check the websites for the most updated product information.

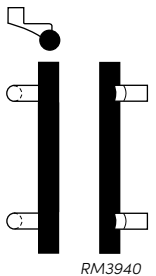
USA: 800 458 2424 • www.rockwoodmfg.com | Canada: 800 461 3007 • www.assaabloydss.ca
Copyright © 2021-2025, ASSA ABLOY Accessories and Door Controls Group, Inc. All rights reserved. Reproduction in whole or in part without the express written permission of ASSA ABLOY Accessories and Door Controls Group, Inc. is prohibited.

NoirTek - Black Anodized Grip with Contrasting Posts

Straight Pulls - Flat Ends										
Part	Max OA	Dia.	28/628	313/710 315/711	3/605 4/606	10/612	10B/613	Stock PC/ 10BE/BSP	32D/630	32/629
RM3900	12"	1"	230	254	320	343	343	302	218	246
	24"	1"	325	356	363	390	390	334	250	280
	36"	1"	421	462	382	410	410	353	270	300
	48"	1"	518	569	647	699	699	522	387	432
	60"	1"	613	675	716	773	773	550	413	465
	72"	1"	710	778	785	847	847	579	442	493
	84"	1"	804	883	922	997	997	617	477	534
	96"	1"	898	988	1,059	1,147	1,147	655	512	575
RM3910	12"	1 ¼"	253	277	343	370	370	312	227	254
	24"	1 ¼"	353	389	418	450	450	353	270	300
	36"	1 ¼"	456	501	438	475	475	375	289	322
	48"	1 ¼"	559	602	648	701	701	542	406	454
	60"	1 ¼"	659	694	693	750	750	565	428	478
	72"	1 ¼"	761	788	739	799	799	585	448	500
	84"	1 ¼"	864	878	909	984	984	655	515	576
	96"	1 ¼"	967	968	1,079	1,169	1,169	725	582	652
RM3920	12"	1 ½"	299	328	466	502	502	375	289	322
	24"	1 ½"	382	420	536	579	579	452	321	359
	36"	1 ½"	465	511	598	646	646	500	365	409
	48"	1 ½"	549	614	703	759	759	586	449	503
	60"	1 ½"	632	725	783	844	844	630	490	549
	72"	1 ½"	715	837	861	931	931	672	531	594
	84"	1 ½"	797	950	1,010	1,092	1,092	771	598	668
	96"	1 ½"	979	1,063	1,159	1,253	1,253	870	665	742
Offset Pulls - Flat Ends										
RM3930	12"	1"			375		408	354	272	302
	24"	1"			420		456	434	300	337
	36"	1"			438		475	452	321	359
	48"	1"			705		761	573	437	489
	60"	1"			774		839	604	467	522
	72"	1"			843		910	631	491	551
	84"	1"			980		1,057	668	528	592
	96"	1"			1,117		1,204	705	565	633
RM3940	12"	1 ¼"			403		434	365	279	313
	24"	1 ¼"			476		514	452	321	359
	36"	1 ¼"			498		536	473	339	381
	48"	1 ¼"			708		763	595	457	514
	60"	1 ¼"			752		811	619	478	535
	72"	1 ¼"			798		861	638	498	560
	84"	1 ¼"			970		1,046	709	567	635
	96"	1 ¼"			1,142		1,231	780	636	710
RM3950	12"	1 ½"			523		567	473	339	381
	24"	1 ½"			596		644	506	369	414
	36"	1 ½"			655		708	555	416	468
	48"	1 ½"			760		821	639	499	561
	60"	1 ½"			841		907	682	540	607
	72"	1 ½"			917		991	726	581	650
	84"	1 ½"			1,070		1,153	825	649	728
	96"	1 ½"			1,223		1,315	924	717	806



RM3910



RM3940

- HF (Hands-Free) Post - Add \$28 each. (Available on straight post only.) Order form available on website under RM3900 - RM3920.
- MP (Mid-Post) - Add \$80 each. (Recommended for maximum rigidity on long door pulls. See page 6 for guidelines.)
- Order form available on website under RM3930 - RM3950.

NOTE: Post location on push bars can be located 1/8" from end for narrow & medium stile doors and 1" from end for flush and wide stile doors.

USA & Canada Prices Effective March 3, 2025

Check the websites for the most updated product information.

USA: 800 458 2424 • www.rockwoodmfg.com | Canada: 800 461 3007 • www.assaabloydss.ca

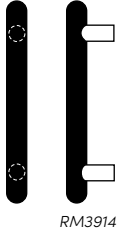
Copyright © 2021-2025, ASSA ABLOY Accessories and Door Controls Group, Inc. All rights reserved. Reproduction in whole or in part without the express written permission of ASSA ABLOY Accessories and Door Controls Group, Inc. is prohibited.

ROCKWOOD
ASSA ABLOY

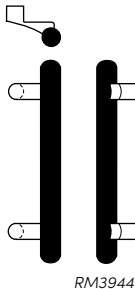
Experience a safer
and more open world

NoirTek - Black Anodized Grip with Contrasting Posts (con't)

Straight Pulls - Round Ends										
Part	Max OA	Dia.	28/628	313/710 315/711	3/605 4/606	10/612	10B/613	Stock PC/ 10BE/BSP	32D/630	32/629
RM3904	12"	1"	284	314	452	487	487	363	278	310
	24"	1"	377	414	497	535	535	441	308	346
	36"	1"	466	513	514	555	555	461	327	366
	48"	1"	559	614	781	843	843	583	445	498
	60"	1"	649	714	849	917	917	611	472	529
	72"	1"	739	812	917	991	991	638	498	560
	84"	1"	831	914	1055	1,142	1,142	677	535	600
	96"	1"	923	1,016	1,193	1,293	1,293	716	572	640
RM3914	12"	1 1/4"	306	338	477	516	516	373	287	321
	24"	1 1/4"	395	435	551	595	595	461	327	366
	36"	1 1/4"	485	534	571	617	617	482	347	388
	48"	1 1/4"	575	633	783	844	844	604	467	522
	60"	1 1/4"	664	731	827	893	893	624	486	542
	72"	1 1/4"	755	830	870	942	942	647	508	569
	84"	1 1/4"	844	928	1044	1,127	1,127	716	574	643
	96"	1 1/4"	992	1,026	1,218	1,312	1,312	785	640	717
RM3924	12"	1 1/2"	353	389	599	647	647	482	347	388
	24"	1 1/2"	452	496	671	725	725	514	379	424
	36"	1 1/2"	549	602	730	788	788	561	424	475
	48"	1 1/2"	647	712	835	902	902	648	509	570
	60"	1 1/2"	741	818	915	989	989	690	549	616
	72"	1 1/2"	840	924	993	1,074	1,074	762	589	659
	84"	1 1/2"	938	1,032	1,144	1,234	1,234	830	656	735
	96"	1 1/2"	1,036	1,140	1,295	1,394	1,394	898	723	811
Offset Pulls - Round Ends										
RM3934	12"	1"			511		551	462	328	367
	24"	1"			554		598	495	360	403
	36"	1"			571		617	514	379	424
	48"	1"			840		906	635	496	556
	60"	1"			908		981	664	525	587
	72"	1"			977		1,055	691	551	617
	84"	1"			1,115		1,204	761	587	657
	96"	1"			1,253		1,353	831	623	697
RM3944	12"	1 1/4"			535		577	471	338	379
	24"	1 1/4"			609		656	514	379	424
	36"	1 1/4"			628		682	534	398	447
	48"	1 1/4"			841		907	657	517	579
	60"	1 1/4"			886		956	678	536	601
	72"	1 1/4"			932		1,005	701	559	623
	84"	1 1/4"			1,101		1,190	800	626	701
	96"	1 1/4"			1,270		1,375	899	693	779
RM3954	12"	1 1/2"			656		710	534	398	447
	24"	1 1/2"			729		786	567	430	482
	36"	1 1/2"			788		850	613	475	533
	48"	1 1/2"			894		965	702	560	627
	60"	1 1/2"			975		1,052	774	600	674
	72"	1 1/2"			1,053		1,136	816	640	716
	84"	1 1/2"			1,204		1,300	884	707	794
	96"	1 1/2"			1,355		1,464	952	774	872
Push Bars - Flat Ends										
RM3902	Up to 36" CTC	1"	421	462	382	410	410	353	270	300
RM3912	Up to 36" CTC	1 1/4"	456	501	438	475	475	375	289	322
RM3922	Up to 36" CTC	1 1/2"	465	511	598	646	646	500	365	409
Push Bars - Round Ends										
RM3906	Up to 36" CTC	1"	466	513	514	555	555	461	327	366
RM3916	Up to 36" CTC	1 1/4"	485	534	571	617	617	482	347	388
RM3926	Up to 36" CTC	1 1/2"	549	602	730	788	788	561	424	475



RM3914



RM3944



RM3912



RM3916

- Add \$6.80/in. over 36" for push bars.
- HF (Hands-Free) Post - Add \$28 each. (Available on straight post only.) Order form available on website under RM3904 - RM3924.
- MP (Mid-Post) - Add \$80 each. (Recommended for maximum rigidity on long door pulls. See page 6 for guidelines.)
- Order form available on website under RM3934 - RM3954.

NOTE: Post location on push bars can be located 1/8" from end for narrow & medium stile doors and 1" from end for flush and wide stile doors.

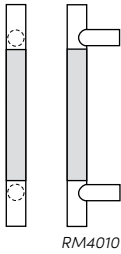

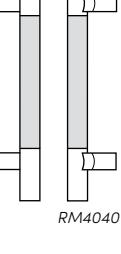
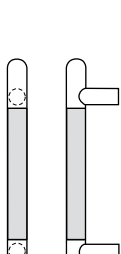


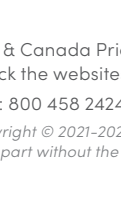
ROCKWOOD
ASSA ABLOY

Experience a safer
and more open world

USA & Canada Prices Effective March 3, 2025
Check the websites for the most updated product information.

USA: 800 458 2424 • www.rockwoodmfg.com | Canada: 800 461 3007 • www.assaabloydss.ca
Copyright © 2021-2025, ASSA ABLOY Accessories and Door Controls Group, Inc. All rights reserved. Reproduction in whole or in part without the express written permission of ASSA ABLOY Accessories and Door Controls Group, Inc. is prohibited.

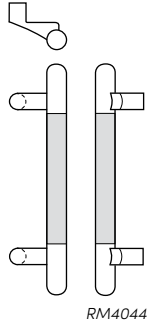
ArborMet - Wood Grip Pulls

Straight Pulls - Flat Ends								
Part	Max OA	Dia.	3/605 4/606	10/612	10B/613	Stock PC/ 10BE/BSP	32D/630	32/629
 RM4000	12"	1"	626	676	676	590	437	489
	24"	1"	708	763	763	664	507	566
	36"	1"	788	849	849	767	575	643
	48"	1"	868	938	938	844	645	722
 RM4010	12"	1 1/4"	654	707	707	607	453	508
	24"	1 1/4"	734	794	794	682	524	587
	36"	1 1/4"	816	880	880	786	592	662
	48"	1 1/4"	896	968	968	862	660	741
 RM4020	12"	1 1/2"	762	823	823	680	519	583
	24"	1 1/2"	843	909	909	783	590	659
	36"	1 1/2"	925	998	998	858	658	738
	48"	1 1/2"	1,005	1,085	1,085	933	728	815
Offset Pulls - Flat Ends								
 RM4030	12"	1"	684		736	641	485	542
	24"	1"	763		824	745	555	621
	36"	1"	844		912	820	623	698
	48"	1"	926		999	894	693	776
 RM4040	12"	1 1/4"	711		765	659	501	562
	24"	1 1/4"	792		855	764	572	639
	36"	1 1/4"	870		942	839	639	718
	48"	1 1/4"	952		1,029	912	711	795
 RM4050	12"	1 1/2"	820		885	762	569	636
	24"	1 1/2"	900		972	836	637	714
	36"	1 1/2"	980		1,057	910	709	792
	48"	1 1/2"	1,061		1,146	984	776	871
Straight Pulls - Round Ends								
 RM4004	12"	1"	755	818	818	649	493	551
	24"	1"	838	902	902	755	561	629
	36"	1"	916	990	990	828	631	706
	48"	1"	998	1,078	1,078	904	700	784
 RM4014	12"	1 1/4"	784	846	846	667	509	570
	24"	1 1/4"	864	933	933	771	578	648
	36"	1 1/4"	945	1,020	1,020	846	648	724
	48"	1 1/4"	1,027	1,107	1,107	921	716	803
 RM4024	12"	1 1/2"	891	962	962	767	575	643
	24"	1 1/2"	972	1,050	1,050	844	645	722
	36"	1 1/2"	1,053	1,137	1,137	917	714	799
	48"	1 1/2"	1,134	1,224	1,224	992	782	878

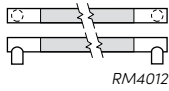
- Add-on will apply for Premium and Super Premium wood species, as well as any additional wood finishing. See page 46.
- Order form available on website under RM4000 - RM4020, RM4030 - RM4050, RM4004 - RM4024.

NOTE: Post location on push bars can be located 1/8" from end for narrow & medium stile doors and 1" from end for flush and wide stile doors.

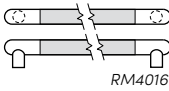
ArborMet - Wood Grip Pulls (con't)



Offset Pulls - Round Ends								
Part	Max OA	Dia.	3/605 4/606	10/612	10B/613	Stock PC/ 10BE/BSP	32D/630	32/629
RM4034	12"	1"	811		878	702	540	606
	24"	1"	893		965	807	609	683
	36"	1"	975		1,052	881	679	760
	48"	1"	1,054		1,139	955	750	838
RM4044	12"	1 ¼"	840		907	749	557	626
	24"	1 ¼"	921		994	825	627	702
	36"	1 ¼"	1,001		1,081	898	695	779
	48"	1 ¼"	1,082		1,169	974	765	857
RM4054	12"	1 ½"	947		1,024	820	623	698
	24"	1 ½"	1,029		1,112	894	693	776
	36"	1 ½"	1,109		1,196	972	761	854
	48"	1 ½"	1,190		1,283	1,044	832	931



Push Bars - Flat Ends								
RM4002	Up to 36" CTC	1"	788	849	849	767	575	643
RM4012	Up to 36" CTC	1 ¼"	816	880	880	786	592	662
RM4022	Up to 36" CTC	1 ½"	925	998	998	858	658	738

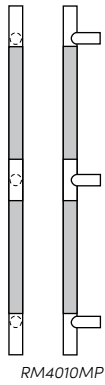


Push Bars - Round Ends								
RM4006	Up to 36" CTC	1"	916	990	990	828	631	706
RM4016	Up to 36" CTC	1 ¼"	945	1,020	1,020	846	648	724
RM4026	Up to 36" CTC	1 ½"	1,053	1,137	1,137	917	714	799

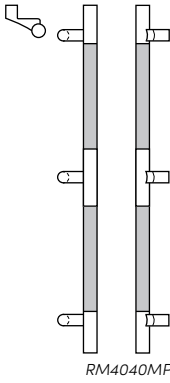
- Add-on will apply for Premium and Super Premium wood species, as well as any additional wood finishing. See page 46.
- Order form available on website under RM4034 - RM4054, RM4002 - RM4022, RM4006 - RM4026.

NOTE: Post location on push bars can be located ⅛" from end for narrow & medium stile doors and 1" from end for flush and wide stile doors.

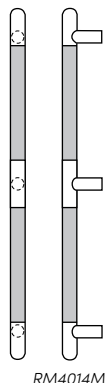
ArborMet - Wood Grip Pulls (con't)



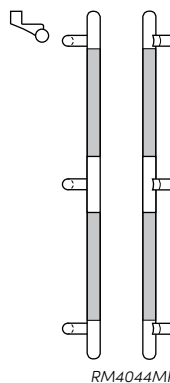
RM4010MP



RM4040MP



RM4014MP



RM4044MP

Straight Pulls - Flat Ends								
Part	Max OA	Dia.	3/605 4/606	10/612	10B/613	Stock PC/ 10BE/BSP	32D/630	32/629
RM4000MP	60"	1"	1,090	1,172	1,172	1,060	852	945
	72"	1"	1,172	1,259	1,259	1,136	922	1,022
	84"	1"	1,251	1,345	1,345	1,210	992	1,100
	96"	1"	1,333	1,433	1,433	1,286	1,062	1,179
RM4010MP	60"	1 1/4"	1,117	1,201	1,201	1,079	869	962
	72"	1 1/4"	1,198	1,289	1,289	1,152	938	1,043
	84"	1 1/4"	1,276	1,374	1,374	1,229	1,008	1,119
	96"	1 1/4"	1,359	1,461	1,461	1,303	1,078	1,198
RM4020MP	60"	1 1/2"	1,226	1,318	1,318	1,149	934	1,037
	72"	1 1/2"	1,308	1,404	1,404	1,225	1,003	1,116
	84"	1 1/2"	1,388	1,492	1,492	1,300	1,075	1,194
	96"	1 1/2"	1,467	1,577	1,577	1,375	1,142	1,273
Offset Pulls - Flat Ends								
RM4030MP	60"	1"	1,147		1,231	1,113	899	998
	72"	1"	1,227		1,319	1,187	969	1,077
	84"	1"	1,309		1,406	1,261	1,041	1,155
	96"	1"	1,389		1,494	1,338	1,111	1,234
RM4040MP	60"	1 1/4"	1,174		1,263	1,129	917	1,016
	72"	1 1/4"	1,253		1,349	1,205	988	1,094
	84"	1 1/4"	1,335		1,436	1,280	1,056	1,174
	96"	1 1/4"	1,416		1,524	1,356	1,125	1,251
RM4050MP	60"	1 1/2"	1,284		1,380	1,203	983	1,091
	72"	1 1/2"	1,362		1,464	1,277	1,053	1,170
	84"	1 1/2"	1,445		1,553	1,354	1,122	1,247
	96"	1 1/2"	1,525		1,638	1,428	1,193	1,327
Straight Pulls - Round Ends								
RM4004MP	60"	1"	1,219	1,311	1,311	1,120	907	1,006
	72"	1"	1,300	1,398	1,398	1,195	977	1,084
	84"	1"	1,381	1,485	1,485	1,271	1,047	1,163
	96"	1"	1,460	1,572	1,572	1,346	1,116	1,241
RM4014MP	60"	1 1/4"	1,247	1,341	1,341	1,139	924	1,024
	72"	1 1/4"	1,327	1,427	1,427	1,212	993	1,104
	84"	1 1/4"	1,409	1,515	1,515	1,288	1,063	1,180
	96"	1 1/4"	1,489	1,599	1,599	1,363	1,131	1,259
RM4024MP	60"	1 1/2"	1,354	1,457	1,457	1,208	991	1,099
	72"	1 1/2"	1,436	1,544	1,544	1,285	1,059	1,177
	84"	1 1/2"	1,516	1,632	1,632	1,359	1,129	1,254
	96"	1 1/2"	1,596	1,719	1,719	1,435	1,200	1,335
Offset Pulls - Round Ends								
RM4034MP	60"	1"	1,171		1,371	1,171	956	1,059
	72"	1"	1,249		1,458	1,249	1,025	1,138
	84"	1"	1,322		1,545	1,322	1,152	1,281
	96"	1"	1,399		1,634	1,399	1,280	1,423
RM4044MP	60"	1 1/4"	1,304		1,401	1,190	971	1,078
	72"	1 1/4"	1,384		1,488	1,265	1,044	1,158
	84"	1 1/4"	1,464		1,575	1,340	1,113	1,236
	96"	1 1/4"	1,545		1,663	1,415	1,181	1,315
RM4054MP	60"	1 1/2"	1,411		1,518	1,260	1,040	1,153
	72"	1 1/2"	1,492		1,606	1,336	1,110	1,233
	84"	1 1/2"	1,573		1,693	1,411	1,178	1,311
	96"	1 1/2"	1,653		1,780	1,486	1,247	1,386

• Add-on will apply for Premium and Super Premium wood species, as well as any additional wood finishing. See page 46.

NOTE: Post location on push bars can be located 1/8" from end for narrow & medium stile doors and 1" from end for flush and wide stile doors.

NOTE: MP part # includes the price of the mid-post.

USA & Canada Prices Effective March 3, 2025

Check the websites for the most updated product information.

USA: 800 458 2424 • www.rockwoodmfg.com | Canada: 800 461 3007 • www.assaabloydss.ca

Copyright © 2021-2025, ASSA ABLOY Accessories and Door Controls Group, Inc. All rights reserved. Reproduction in whole or in part without the express written permission of ASSA ABLOY Accessories and Door Controls Group, Inc. is prohibited.

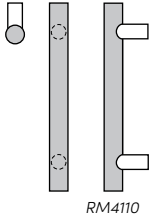
ROCKWOOD

ASSA ABLOY

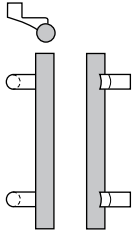
Experience a safer
and more open world

ArborTek - Wood Grip Pulls

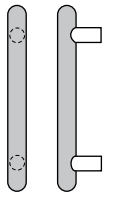
Straight Pulls - Flat Ends								
Part	Max OA	Dia.	3/605 4/606	10/612	10B/613	Stock PC/ 10BE/BSP	32D/630	32/629
RM4100	12"	1"	466	502	502	440	297	335
	24"	1"	546	590	590	515	367	411
	36"	1"	626	676	676	590	437	489
	48"	1"	708	763	763	664	507	566
RM4110	12"	1 ¼"	492	532	532	471	328	367
	24"	1 ¼"	574	619	619	546	397	445
	36"	1 ¼"	654	707	707	621	467	523
	48"	1 ¼"	734	794	794	694	534	599
RM4120	12"	1 ½"	602	649	649	530	381	427
	24"	1 ½"	683	735	735	604	451	505
	36"	1 ½"	762	823	823	680	519	583
	48"	1 ½"	843	909	909	783	590	659
Offset Pulls - Flat Ends								
RM4130	12"	1"	521		564	493	347	388
	24"	1"	603		651	567	415	467
	36"	1"	684		736	641	485	542
	48"	1"	763		824	745	555	621
RM4140	12"	1 ¼"	549		593	523	375	419
	24"	1 ¼"	628		682	599	445	499
	36"	1 ¼"	711		765	673	514	576
	48"	1 ¼"	792		855	777	585	654
RM4150	12"	1 ½"	656		711	583	429	481
	24"	1 ½"	739		798	656	499	559
	36"	1 ½"	820		885	762	569	636
	48"	1 ½"	900		972	836	637	714
Straight Pulls - Round Ends								
RM4104	12"	1"	595	644	644	500	353	397
	24"	1"	674	729	729	573	421	474
	36"	1"	755	818	818	649	493	551
	48"	1"	838	902	902	755	561	629
RM4114	12"	1 ¼"	621	672	672	531	382	428
	24"	1 ¼"	703	759	759	605	452	507
	36"	1 ¼"	784	846	846	681	523	585
	48"	1 ¼"	864	933	933	785	591	660
RM4124	12"	1 ½"	730	788	788	590	437	489
	24"	1 ½"	810	877	877	664	507	566
	36"	1 ½"	891	962	962	767	575	643
	48"	1 ½"	972	1,050	1,050	844	645	722



RM4110



RM4140



RM4114

• Add-on will apply for Premium and Super Premium wood species, as well as any additional wood finishing. See page 46.

• Order form available on website under RM4100 - RM4120, RM4130 - RM4150, RM4104 - RM4124.

NOTE: Post location on push bars can be located ½" from end for narrow & medium stile doors and 1" from end for flush and wide stile doors.

NOTE: MP part # includes the price of the mid-post.

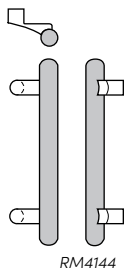
ROCKWOOD
ASSA ABLOY

Experience a safer
and more open world

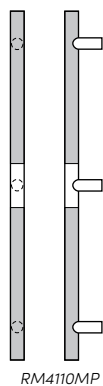
USA & Canada Prices Effective March 3, 2025
Check the websites for the most updated product information.

USA: 800 458 2424 • www.rockwoodmfg.com | Canada: 800 461 3007 • www.assaabloydss.ca
Copyright © 2021-2025, ASSA ABLOY Accessories and Door Controls Group, Inc. All rights reserved. Reproduction in whole or in part without the express written permission of ASSA ABLOY Accessories and Door Controls Group, Inc. is prohibited.

ArborTek - Wood Grip Pulls (con't)



Offset Pulls - Round Ends								
Part	Max OA	Dia.	3/605 4/606	10/612	10B/613	Stock PC/ 10BE/BSP	32D/630	32/629
RM4134	12"	1"	651		704	551	403	451
	24"	1"	732		791	628	471	528
	36"	1"	811		878	702	540	606
	48"	1"	893		965	807	609	683
RM4144	12"	1 1/4"	677		733	584	431	482
	24"	1 1/4"	759		820	657	500	560
	36"	1 1/4"	840		907	763	570	638
	48"	1 1/4"	921		994	837	638	716
RM4154	12"	1 1/2"	786		848	641	485	542
	24"	1 1/2"	867		937	745	555	621
	36"	1 1/2"	947		1,024	820	623	698
	48"	1 1/2"	1,029		1,112	894	693	776

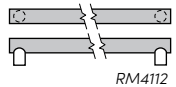


Straight Pulls - Flat Ends								
Part	Max OA	Dia.	3/605 4/606	10/612	10B/613	Stock PC/ 10BE/BSP	32D/630	32/629
RM4100MP	60"	1"	928	996	996	881	714	790
	72"	1"	1,011	1,083	1,083	956	783	868
	84"	1"	1,090	1,172	1,172	1,032	853	947
	94"	1"	1,172	1,259	1,259	1,107	924	1,022
RM4110MP	60"	1 1/4"	957	1,026	1,026	911	740	822
	72"	1 1/4"	1,036	1,114	1,114	988	812	899
	84"	1 1/4"	1,117	1,201	1,201	1,062	880	978
	94"	1 1/4"	1,198	1,288	1,288	1,139	952	1,056
RM4120MP	60"	1 1/2"	1,065	1,142	1,142	999	796	883
	72"	1 1/2"	1,146	1,230	1,230	1,076	867	960
	84"	1 1/2"	1,226	1,318	1,318	1,150	936	1,040
	94"	1 1/2"	1,308	1,404	1,404	1,226	1,005	1,116

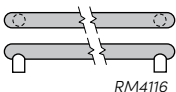
- Add-on will apply for Premium and Super Premium wood species, as well as any additional wood finishing. See page 46.
- Order form available on website under RM4134 - RM4154.

NOTE: Post location on push bars can be located 1/8" from end for narrow & medium stile doors and 1" from end for flush and wide stile doors.

NOTE: MP part # includes the price of the mid-post.



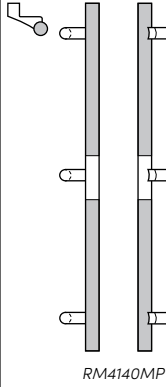
Push Bars - Flat Ends								
Part	Max OA	Dia.	3/605 4/606	10/612	10B/613	Stock PC/ 10BE/BSP	32D/630	32/629
RM4112	Up to 36" CTC	1 1/4"	654	707	707	621	467	523
RM4122	Up to 36" CTC	1 1/2"	762	823	823	680	519	583



Push Bars - Round Ends								
Part	Max OA	Dia.	3/605 4/606	10/612	10B/613	Stock PC/ 10BE/BSP	32D/630	32/629
RM4116	Up to 36" CTC	1 1/4"	784	846	846	681	523	585
RM4126	Up to 36" CTC	1 1/2"	891	962	962	767	575	643

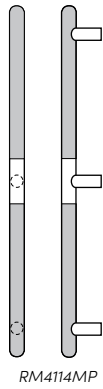
- Order form available on website under RM4112 - RM4122, RM4116 - RM4126.

ArborTek - Wood Grip Pulls (con't)



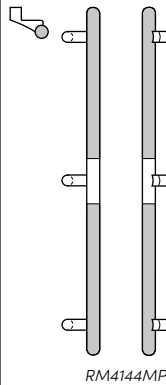
Offset Pulls - Flat Ends								
Part	Max OA	Dia.	3/605 4/606	10/612	10B/613	Stock PC/ 10BE/BSP	32D/630	32/629
RM4130MP	60"	1"	986		1,058	963	762	842
	72"	1"	1,066		1,146	1,037	832	922
	84"	1"	1,147		1,231	1,114	900	999
	94"	1"	1,227		1,319	1,188	970	1,078
RM4140MP	60"	1 ¼"	1,013		1,013	994	792	876
	72"	1 ¼"	1,093		1,093	1,069	860	954
	84"	1 ¼"	1,174		1,174	1,144	931	1,033
	94"	1 ¼"	1,253		1,253	1,221	1,000	1,112
RM4150MP	60"	1 ½"	1,120		1,205	1,053	843	936
	72"	1 ½"	1,203		1,291	1,126	915	1,014
	84"	1 ½"	1,284		1,380	1,203	984	1,092
	94"	1 ½"	1,362		1,464	1,277	1,054	1,171

RM4140MP



Straight Pulls - Round Ends								
RM4104MP	60"	1"	1,058	1,135	1,135	970	767	850
	72"	1"	1,137	1,224	1,224	1,044	838	930
	84"	1"	1,219	1,311	1,311	1,120	908	1,006
	94"	1"	1,300	1,398	1,398	1,195	978	1,085
RM4114MP	60"	1 ¼"	1,086	1,165	1,165	1,001	798	884
	72"	1 ¼"	1,166	1,252	1,252	1,077	868	962
	84"	1 ¼"	1,247	1,341	1,341	1,151	937	1,041
	94"	1 ¼"	1,327	1,427	1,427	1,228	1,006	1,119
RM4124MP	60"	1 ½"	1,195	1,284	1,284	1,060	852	945
	72"	1 ½"	1,273	1,370	1,370	1,136	922	1,021
	84"	1 ½"	1,354	1,457	1,457	1,210	992	1,100
	94"	1 ½"	1,436	1,544	1,544	1,286	1,062	1,178

RM4114MP



Offset Pulls - Round Ends								
RM4134MP	60"	1"	1,115		1,198	1,024	816	905
	72"	1"	1,196		1,285	1,097	886	984
	84"	1"	1,274		1,371	1,174	956	1,062
	94"	1"	1,357		1,458	1,250	1,025	1,139
RM4144MP	60"	1 ¼"	1,142		1,227	1,054	845	938
	72"	1 ¼"	1,224		1,313	1,127	916	1,015
	84"	1 ¼"	1,304		1,401	1,204	985	1,093
	94"	1 ¼"	1,384		1,488	1,279	1,055	1,174
RM4154MP	60"	1 ½"	1,250		1,344	1,113	899	998
	72"	1 ½"	1,332		1,431	1,187	969	1,077
	84"	1 ½"	1,411		1,518	1,261	1,041	1,155
	94"	1 ½"	1,492		1,606	1,338	1,111	1,234

RM4144MP

• Add-on will apply for Premium and Super Premium wood species, as well as any additional wood finishing. See page 46.

NOTE: Post location on push bars can be located ½" from end for narrow & medium stile doors and 1" from end for flush and wide stile doors.

NOTE: MP part # includes the price of the mid-post.



Experience a safer and more open world

USA & Canada Prices Effective March 3, 2025
Check the websites for the most updated product information.

USA: 800 458 2424 • www.rockwoodmfg.com | Canada: 800 461 3007 • www.assaabloydss.ca
Copyright © 2021-2025, ASSA ABLOY Accessories and Door Controls Group, Inc. All rights reserved. Reproduction in whole or in part without the express written permission of ASSA ABLOY Accessories and Door Controls Group, Inc. is prohibited.

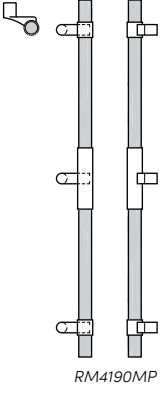
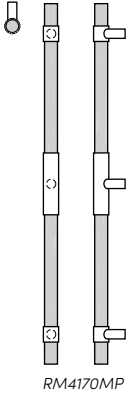
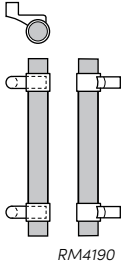
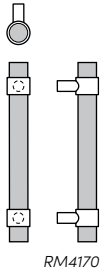
ArborTek - Wood Grip Pulls (con't)

Wood Pulls with Collar Mount Posts								
Straight Pulls - Flat Ends								
Part	Max OA	Dia.	3/605 4/606	10/612	10B/613	Stock PC/ 10BE/BSP	32D/630	32/629
RM4160	12"	1"	684		739	677	516	579
	24"	1"	791		852	775	608	682
	36"	1"	894		965	873	698	781
	48"	1"	1,005		1,085	974	794	888
RM4170	12"	1 1/4"	694		751	686	527	591
	24"	1 1/4"	822		889	803	636	713
	36"	1 1/4"	947		1,024	921	744	834
	48"	1 1/4"	1,038		1,121	1,005	820	920
Offset Pulls - Flat Ends								
RM4180	12"	1"	756		820	744	580	650
	24"	1"	872		942	852	681	761
	36"	1"	990		1,072	959	780	875
	48"	1"	1,072		1,153	1,034	848	949
RM4190	12"	1 1/4"	764		827	753	589	658
	24"	1 1/4"	902		976	880	706	790
	36"	1 1/4"	1,039		1,124	1,006	823	921
	48"	1 1/4"	1,094		1,182	1,056	871	973
Straight Pulls - Flat Ends								
Part	Max OA	Dia.	3/605 4/606	10B/613	Stock PC/ 10BE/BSP	32D/630	32/629	
RM4160MP	60"	1"	1,424	1,532	1,061	925	1,026	
	72"	1"	1,482	1,594	1,116	980	1,088	
	84"	1"	1,540	1,657	1,171	1,036	1,151	
	94"	1"	1,598	1,719	1,226	1,092	1,213	
RM4170MP	60"	1 1/4"	1,443	1,552	1,149	1,078	1,198	
	72"	1 1/4"	1,501	1,615	1,204	1,134	1,260	
	84"	1 1/4"	1,559	1,677	1,259	1,190	1,323	
	94"	1 1/4"	1,617	1,741	1,314	1,246	1,386	
Offset Pulls - Flat Ends								
RM4180MP	60"	1"	1,414	1,520	1,138	1,066	1,184	
	72"	1"	1,472	1,583	1,193	1,122	1,247	
	84"	1"	1,530	1,646	1,248	1,178	1,309	
	94"	1"	1,588	1,708	1,303	1,234	1,372	
RM4190MP	60"	1 1/4"	1,396	1,501	1,260	1,190	1,323	
	72"	1 1/4"	1,454	1,563	1,315	1,246	1,386	
	84"	1 1/4"	1,512	1,627	1,370	1,302	1,449	
	94"	1 1/4"	1,570	1,689	1,425	1,358	1,512	

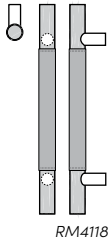
- Add-on will apply for Premium and Super Premium wood species, as well as any additional wood finishing. See page 46.
- Order form available on website under RM4160 - RM4170, RM4180 - RM4190, RM4160MP - RM4170MP, RM4180MP - RM4190MP.

NOTE: Post location on push bars can be located 1/8" from end for narrow & medium stile doors and 1" from end for flush and wide stile doors.

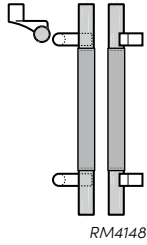
NOTE: MP part # includes the price of the mid-post.



ArborTek - Wood Grip Pulls (con't)



RM4118



RM4148

LeatherWood - Wood Pulls with Leather Grip								
Straight Pulls - Flat Ends								
Part	OA	Dia.	3/605 4/606	10/612	10B/613	Stock PC/ PC/10BE/BSP	32D/630	32/629
RM4118	12"	1 1/4"	938	975	975	892	760	801
	24"	1 1/4"	1,016	1,060	1,060	963	829	876
	36"	1 1/4"	1,094	1,146	1,146	1,034	898	951
	48"	1 1/4"	1,172	1,231	1,231	1,105	968	1,027
Offset Pulls - Flat Ends								
RM4148	12"	1 1/4"	991		1,035	943	807	854
	24"	1 1/4"	1,069		1,120	1,014	876	929
	36"	1 1/4"	1,147		1,206	1,085	945	1,004
	48"	1 1/4"	1,225		1,291	1,156	1,014	1,080

- Add-on will apply for Premium and Super Premium wood species, as well as any additional wood finishing. See below.
- RM4118 & RM4148 - standard wood finish is Clear Coat.
- Specify leather type and color, wood species and wood finish.
- Order form available on website under RM4118, RM4148.

Wood Species	
Domestic (Standard)	Hickory, White Oak, Red Oak, Maple
Premium	Beech, Cherry, Birch
Super Premium	Mahogany, Jatoba (Brazilian Cherry), Canary, Walnut

Wood Add-On

Wood Species	Wood Dia	Add-On	Wood Species	Wood Dia	Add-On	Finish	Add-On
Premium	1"	29	Super Premium	1"	65	Clear	205*
	1 1/4"	45		1 1/4"	85	Dyed	205*
	1 1/2"	65		1 1/2"	105	Tung Oil	70*

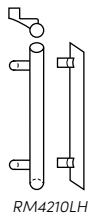
- Wood is a natural material, colors and grain will vary between pulls.
- Other wood species are available by request.
- Hickory, sanded unfinished is the stock species; other wood types will require longer lead times and may be subject to availability.

NOTE: *Add-on charges are per wood dowel.

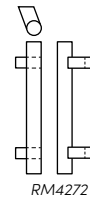
SkewTek - Angled End Pulls



RM4200



RM4210LH



RM4272

Straight Pull - Forward Segment										
Part	Max OA	Dia.	28/628	313/710 315/711	3/605 4/606	10/612	10B/613	Stock PC/ 10BE/BSP	32D/630	32/629
RM4200-11	16"	1 1/2"	637	701	879	947	947	709	569	637
Offset Pulls - Forward Segment										
RM4210LH-11	16"	1 1/2"	682	751	935		1,008	782	612	685
RM4210RH-11	16"	1 1/2"	682	751	935		1,008	782	612	685
Straight Pulls - Rectangular Posts										
RM4270-12	18"	2"	910	972	1,463	1,581	1,581	1,076	893	1,002
RM4270-24	30"	2"	995	1,062	1,599	1,727	1,727	1,181	998	1,117
Offset Pulls - Rectangular Posts										
RM4272-12	18"	2"	1,123	1,188	1,690		1,826	1,253	1,066	1,194
RM4272-24	30"	2"	1,211	1,275	1,822		1,968	1,392	1,171	1,307
Straight Pulls - Round Posts										
RM4274-12	18"	2"	910	972	1,463	1,581	1,581	1,076	893	1,002
RM4274-24	30"	2"	995	1,062	1,599	1,727	1,727	1,181	998	1,117

- Add \$6.80/in. over 30".
- MP (Mid-Post) - Add \$80 each (Recommended for maximum rigidity on long door pulls).
- Order form available on website under RM4200, RM4210, RM4270, RM4272, RM4274.

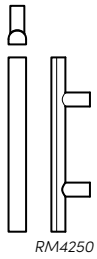
ROCKWOOD
ASSA ABLOY

Experience a safer
and more open world

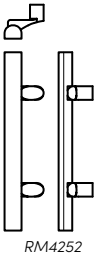
USA & Canada Prices Effective March 3, 2025
Check the websites for the most updated product information.

USA: 800 458 2424 • www.rockwoodmfg.com | Canada: 800 461 3007 • www.assaabloydss.ca
Copyright © 2021-2025, ASSA ABLOY Accessories and Door Controls Group, Inc. All rights reserved. Reproduction in whole or in part without the express written permission of ASSA ABLOY Accessories and Door Controls Group, Inc. is prohibited.

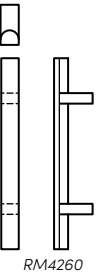
SkewTek - D-Tube Pulls



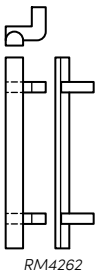
Straight Pull - Round Posts				
Part	Max OA	Stock PC/ 10BE/BSP	32D/630	32/629
RM4250	12"	297	201	227
	24"	345	249	275
	36"	393	297	323
	48"	441	345	371
	60"	489	393	419
	72"	537	441	467
	84"	585	489	515
	96"	633	537	563



Offset Pull - Round Posts				
Part	Max OA	Stock PC/ 10BE/BSP	32D/630	32/629
RM4252	12"	390	244	272
	24"	436	290	318
	36"	482	336	364
	48"	528	382	410
	60"	574	428	456
	72"	620	474	502
	84"	665	520	548
	96"	712	566	594



Straight Pull - Rectangular Posts				
Part	Max OA	Stock PC/ 10BE/BSP	32D/630	32/629
RM4260	12"	312	216	248
	24"	360	264	296
	36"	408	312	344
	48"	456	360	392
	60"	504	408	440
	72"	552	456	488
	84"	600	504	536
	96"	648	552	584



Offset Pull - Rectangular Posts				
Part	Max OA	Stock PC/ 10BE/BSP	32D/630	32/629
RM4262	12"	403	273	312
	24"	451	321	360
	36"	499	369	408
	48"	547	417	456
	60"	595	465	504
	72"	643	513	552
	84"	691	561	600
	96"	739	609	648

- Add \$8.00/in. over 96".
- MP (Mid-Post) - Add \$80 each (Recommended for maximum rigidity on long door pulls).
- Order form available on website under RM4250, RM4252, RM4260, RM4262.

USA & Canada Prices Effective March 3, 2025
Check the websites for the most updated product information.

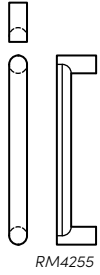
USA: 800 458 2424 • www.rockwoodmfg.com | Canada: 800 461 3007 • www.assaabloydss.ca

Copyright © 2021-2025, ASSA ABLOY Accessories and Door Controls Group, Inc. All rights reserved. Reproduction in whole or in part without the express written permission of ASSA ABLOY Accessories and Door Controls Group, Inc. is prohibited.

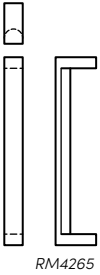
ROCKWOOD
ASSA ABLOY

Experience a safer
and more open world

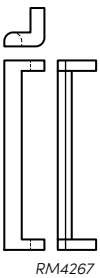
SkewTek - D-Tube Pulls (con't)



Straight Pull - Round Mitered Posts				
Part	Max CTC	Stock PC/ 10BE/BSP	32D/630	32/629
RM4255	12"	348	242	278
	24"	396	290	326
	36"	444	338	374
	48"	492	386	422
	60"	540	434	470
	72"	588	482	518
	84"	636	530	566
	96"	684	578	614



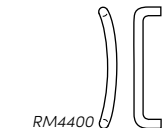
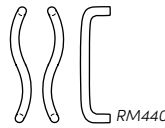
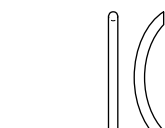
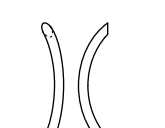
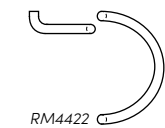
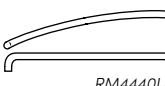

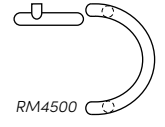
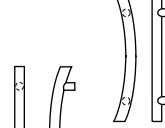
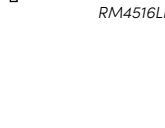
Straight Pull - Rectangular Mitered Posts				
Part	Max CTC	Stock PC/ 10BE/BSP	32D/630	32/629
RM4265	12"	348	242	278
	24"	396	290	326
	36"	444	338	374
	48"	492	386	422
	60"	540	434	470
	72"	588	482	518
	84"	636	530	566
	96"	684	578	614



Offset Pull - Rectangular Mitered Posts				
Part	Max CTC	Stock PC/ 10BE/BSP	32D/630	32/629
RM4267	12"	590	460	521
	24"	638	508	569
	36"	686	556	617
	48"	734	604	665
	60"	782	652	713
	72"	830	700	761
	84"	878	748	809
	90"	902	772	833

- Add \$8.00/in. over 96" (except RM4267).
- MP (Mid-Post) - Add \$80 each (Recommended for maximum rigidity on long door pulls).
- Order form available on website under RM4255, RM4265, RM4267.

CentTrex - Shaped Pulls

Curved Pulls										
Part	CTC	28/628	313/710 315/711	3/605 4/606	10/612 10B/613	Stock PC/ 10BE/BSP	26/625 26D/626	32D/630	32/629	
 RM4400	RM4400-12	12"	477	502	764	828	604	764	452	506
	RM4400-20	20"	497	524	848	916	623	848	470	527
Double Curved Pulls										
 RM4402	RM4402LH	12"	571	596	848	916	668	848	510	573
	RM4402RH	12"	571	596	848	916	668	848	510	573
Straight Radius Pulls										
 RM4410	RM4410-12	12"	422	447	764	828	538	764	388	434
	RM4410-18	18"	447	473	848	916	561	848	410	460
	RM4410-24	24"	473	497	928	1,000	604	928	452	506
Offset Radius Pulls										
 RM4412	RM4412-12	12"	524	546	877	945	623	877	470	527
	RM4412-18	18"	546	571	951	1,028	648	951	491	553
	RM4412-24	24"	571	596	1,033	1,115	690	1,033	532	596
Semi-Circular Pulls										
 RM4422	RM4420	9"	325	350		688	451	638	308	345
	RM4422	12"	350	376		714	474	663	332	369
Radius Push Bars										
 RM4440LH	RM4440LH	Up to 36"	620	647	1,165	1,259	919	1,165	718	803
	RM4440RH	Up to 36"	620	647	1,165	1,259	919	1,165	718	803
Compound Radius Push Bars										
 RM4450LH	RM4450LH	Up to 36"	1,236	1,312	855	1,800	1,386	1,666	1,124	1,259
	RM4450RH	Up to 36"	1,236	1,312	855	1,800	1,386	1,666	1,124	1,259
Semi-Circular Pulls										
 RM4500	RM4500	11"	497	524	1,058	1,144	740		551	617
	RM4502	11"	497	524	1,058	1,144	740		551	617
	RM4506	12"			690	747	582		430	481
Side Radius Pull										
 RM4510	RM4510	12"	546	596	794	858	668		510	573
Projecting Radius Pull										
 RM4512	RM4512	12"			1,165	1,259	852		654	732
Radius Push Bars										
 RM4516LH	RM4516LH	Up to 36"	670	718	1,033	1,115	785		592	662
	RM4516RH	Up to 36"	670	718	1,033	1,115	785		592	662

NOTE: Post location on push bars can be located 1/8" from end for narrow & medium stile doors and 1" from end for flush and wide stile doors.

USA & Canada Prices Effective March 3, 2025

Check the websites for the most updated product information.

USA: 800 458 2424 • www.rockwoodmfg.com | Canada: 800 461 3007 • www.assaabloydss.ca

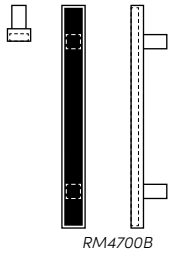
Copyright © 2021-2025, ASSA ABLOY Accessories and Door Controls Group, Inc. All rights reserved. Reproduction in whole or in part without the express written permission of ASSA ABLOY Accessories and Door Controls Group, Inc. is prohibited.

ROCKWOOD®

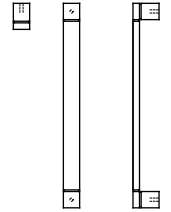
ASSA ABLOY

Experience a safer
and more open world

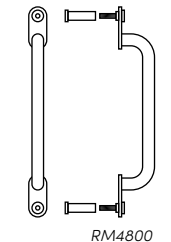
AccenTek™ - Solid Pulls with Accents



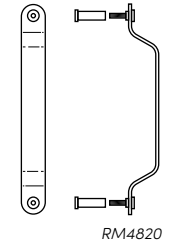
RM4700B



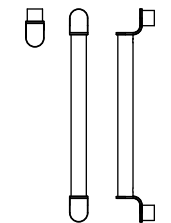
RM4750



RM4800



RM4820



RM4850

Cast Pulls									
Part	Grip	CTC	Stock PC/ 10BE/BSP	3/605 4/606	10/612 10A/722	10B/613 10BL/614	15/619 15A/620	20A/624	26/625 26D/626
RM4720	1 1/2" x 1/2" x 12 1/2"	8"	603	603	653	653	653	653	653
RM4700W	1 1/4" x 5/8" x 14"	10"	701	703	756	756	756	756	756
RM4700B	1 1/4" x 5/8" x 14"	10"	701	703	756	756	756	756	756
Solid Groove Pulls									
Part	Grip	CTC	32D/630	32/629					
RM4750	1/2" x 1 1/4"	12"	389	439					
	1/2" x 1 1/4"	24"	452	505					
	1/2" x 1 1/4"	36"	512	575					
	1/2" x 1 1/4"	48"	574	642					
RM4755	3/4" x 1 1/4"	12"	444	496					
	3/4" x 1 1/4"	24"	503	565					
	3/4" x 1 1/4"	36"	567	633					
	3/4" x 1 1/4"	48"	626	701					
Formed Pulls with Distinguished Fastener Heads									
Part	Grip	CTC	Wrought Black	Stock PC/ 10BE/BSP	32D/630				
RM4800	3/4" Dia	12"	532	507	413				
		16"	532	507	413				
		24"	588	560	474				
		36"	804	766	626				
RM4810	1 1/2" x 1/4"	12"	438	417	335				
		16"	438	417	335				
		24"	485	462	384				
		36"	664	632	506				
RM4820	1 1/2" x 3/16"	12"	532	507	413				
		16"	532	507	413				
		24"	588	560	474				
		36"	804	766	626				
RM4800 x RM4810		12"	972	926	748				
		16"	972	926	748				
		24"	1,075	1,024	859				
		36"	1,470	1,400	1,130				
RM4820 x RM4810		12"	972	926	748				
		16"	972	926	748				
		24"	1,075	1,024	859				
		36"	1,470	1,400	1,130				
AccenTek Scooped Pulls									
Part	CTC	Dia.	3/605 4/606	10B/613	15/619	Stock PC/ 10BE/BSP	32D/630	32/629	
RM4850	12"	1 1/4"	414	450	460	436	229	256	
	24"	1 1/4"	462	499	509	482	276	309	
	36"	1 1/4"	511	548	557	528	323	361	
	48"	1 1/4"	559	596	606	574	369	414	
	60"	1 1/4"	608	645	654	620	416	466	
	72"	1 1/4"	656	693	703	665	463	519	
	84"	1 1/4"	705	742	751	712	510	571	
	96"	1 1/4"	753	790	800	758	557	624	

- RM4700 pulls contain white or black polycarbonate insert.
- RM4750 & RM4755 pulls add \$10.20/in. over 48". CTC up to 60".
- RM4800 Series, US32D and 10BE come with Socket Head Screws. Other finishes come with Hex Head Screws.
- RM4800 Series longer lengths may be offered, call factory for pricing.
- Specify CTC when ordering.
- Order form available on website under RM4700, RM4720, RM4750, RM4755, RM4800, RM4810, RM4820, RM4850.
- RM4850 - NOTE: Engraving "RKW" add \$108.00.
- RM4850MP (Mid-Post) - Add \$113.00 each (Recommended for maximum rigidity on long door pulls).

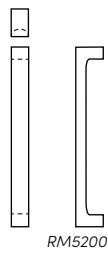
ROCKWOOD
ASSA ABLOY

Experience a safer
and more open world

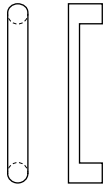
USA & Canada Prices Effective March 3, 2025
Check the websites for the most updated product information.

USA: 800 458 2424 • www.rockwoodmfg.com | Canada: 800 461 3007 • www.assaabloydss.ca
Copyright © 2021-2025, ASSA ABLOY Accessories and Door Controls Group, Inc. All rights reserved. Reproduction in whole or in part without the express written permission of ASSA ABLOY Accessories and Door Controls Group, Inc. is prohibited.

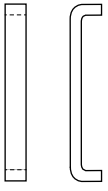
PlanTek - Flat Front Pulls



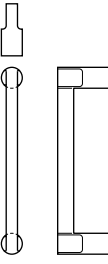
RM5200



RM5210



RM5250

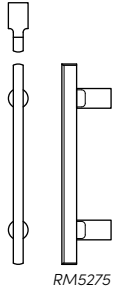


RM5270

Straight Cast Pulls									
Part	CTC	Grip Size	3/605 4/606	10/612	10B/613	Stock PC/ 10BE/BSP	26/625 26D/626	32D/630	32/629
RM5200-7	7"	1"	379	407	407	362	379		
RM5200-12	12"	1"	436	471	471	417	436		
RM5202	12"	1 1/4"	549	593	593	527	549		
Offset Cast Pulls									
RM5204-8	8"	1"	379		407	362	379		
RM5204-12	12"	1"	436		471	417	436		
Radius End Pulls									
RM5210-10	10"	1/2" x 1 1/4"	773	837	837	564		411	462
RM5210-12	12"	1/2" x 1 1/4"	804	869	869	585		432	484
RM5220-12	12"	3/4" x 1 1/2"	1,034	1,116	1,116	628		471	528
RM5220-18	18"	3/4" x 1 1/2"	1,151	1,243	1,243	693		533	598
Square End Pulls									
RM5230-10	10"	1/2" x 1 1/4"	716	773	773	455		310	348
RM5230-12	12"	1/2" x 1 1/4"	751	810	810	474		331	368
RM5240-12	12"	3/4" x 1 1/2"	948	1,027	1,027	497		350	392
RM5240-18	18"	3/4" x 1 1/2"	1,061	1,148	1,148	519		371	415
Bent End Pulls									
RM5250-10	10"	1/2" x 1 1/4"	579	625	625	433		289	325
RM5250-12	12"	1/2" x 1 1/4"	606	652	652	455		310	348
RM5260-12	12"	3/4" x 1 1/2"	773	837	837	519		371	415
RM5260-18	18"	3/4" x 1 1/2"	917	991	991	564		411	462
Radius End Pulls									
RM5270-10	10"	1/2" x 3/4"				541		392	440
RM5270-12	12"	1/2" x 3/4"				558		407	458
RM5270-16	16"	1/2" x 3/4"				599		445	499
Straight Cast Pull									
RM5280	9"	1/2" x 1/2"	176	189	189	169	176		
Push Bars - Radius Ends									
RM5212	Up to 36"	1/2" x 1 1/4"	1,061	1,148	1,148	670		512	574
RM5222	Up to 36"	3/4" x 1 1/2"	1,605	1,733	1,733	924		719	804
Push Bars - Flat Ends									
RM5232	Up to 36"	1/2" x 1 1/4"	1,061	1,148	1,148	585		432	484
RM5242	Up to 36"	3/4" x 1 1/2"	1,578	1,707	1,707	693		533	598

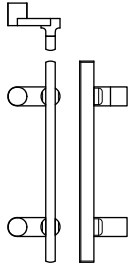
- Add \$10.20/in. over 36".
- RM5200, RM5202, RM5204 CTC can not be modified.

PlanTek - Flat Front Pulls (con't)



RM5275

Straight Pull - Radius Ends							
Part	Max OA	Grip Size	3/605 4/606	10B/613	Stock PC/ 10BE/BSP	32D/630	32/629
RM5275	12"	1/2" x 3/4"	494	533	268	173	196
	18"	1/2" x 3/4"	522	564	294	197	223
	24"	1/2" x 3/4"	551	595	319	222	248
	36"	1/2" x 3/4"	608	656	417	270	302
	48"	1/2" x 3/4"	663	716	468	317	352
	60"	1/2" x 3/4"	702	759	505	347	389



RM5277

Offset Pull - Radius Ends							
Part	Max OA	Grip Size	3/605 4/606	10B/613	Stock PC/ 10BE/BSP	32D/630	32/629
RM5277	12"	1/2" x 3/4"	546	588	307	213	236
	18"	1/2" x 3/4"	575	619	332	235	260
	24"	1/2" x 3/4"	600	648	404	257	289
	36"	1/2" x 3/4"	657	709	457	305	342
	48"	1/2" x 3/4"	714	771	507	349	391
	60"	1/2" x 3/4"	751	810	540	382	426

- Order form available on website under RM5275, RM5277.

NOTE: Post location on push bars can be located 1/8" from end for narrow & medium stile doors and 1" from end for flush and wide stile doors.

ROCKWOOD
ASSA ABLOY

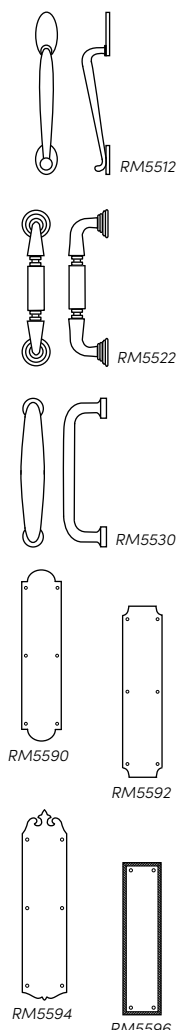
Experience a safer
and more open world

USA & Canada Prices Effective March 3, 2025
Check the websites for the most updated product information.

USA: 800 458 2424 • www.rockwoodmfg.com | Canada: 800 461 3007 • www.assaabloydss.ca
Copyright © 2021-2025, ASSA ABLOY Accessories and Door Controls Group, Inc. All rights reserved. Reproduction in whole or in part without the express written permission of ASSA ABLOY Accessories and Door Controls Group, Inc. is prohibited.

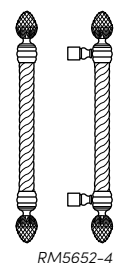
Traditional - Decorative Pulls & Plates

Add pull price to plate price to make pull plate combination.




Cast Pulls							
Part	CTC	Base Plate	3/605 4/606	10/612 10B/613	Stock PC/ 10BE/BSP	15/619 15A/620	26/625 26D/626
RM5500	6"	no	147	156	138	166	147
RM5502	6 7/8"	yes	241	256	225	274	263
RM5510	12"	no	241	256	225	306	285
RM5512	12 7/8"	yes	332	362	318	423	382
Cast Pulls							
RM5520	8"	no	214	232	202	237	214
RM5522	8"	yes	263	283	246	283	263
Cast Pulls							
Part	Size		3/605 4/606	10/612 10B/613	Stock PC/ 10BE/BSP	15/619 15A/620	26/625 26D/626
RM5530	5 1/2"		75	81	71	90	75
RM5532	7 1/2"		109	117	105	124	116
RM5534	12"		323	349	305	342	323
Heavy Decorative Plates - .090" Thick							
RM5590A	3" x 12"		126	138	122	153	139
RM5590B	3 1/2" x 15"		139	152	132	164	154
RM5590C	4" x 16"		154	168	146	176	165
Heavy Decorative Plates - .090" Thick							
RM5592A	3" x 12"		126	138	122	153	
RM5592B	3 1/2" x 15"		139	152	132	164	
RM5592C	4" x 16"		154	168	146	176	
Heavy Decorative Plates - .090" Thick							
RM5594B	3 1/2" x 15"		253	274	241	275	263
Rope Border Cast Plates							
RM5596A	3" x 12"		154	168	146	164	154
RM5596B	3 1/2" x 15"		177	193	169	187	177
Plain Cast Plate - 5/16" Thick							
RM5598B	3 1/2" x 15"		204	216	191	211	204

Classic - Finial Door Pulls



1" Door Pulls								
Part	CTC	Grip	Base Plate	3/605 4/606	10/612 10B/613	Stock PC/ 10BE/BSP	15/619 15A/620	26/625 26D/626
RM5650	10"	Plain	no	505	546	504	595	557
RM5652	10"	Rope	no	505	546	504	595	557
RM5654	10"	Fluted	no	505	546	504	595	557
RM5660	10"	Plain	yes	565	609	564	655	617
RM5662	10"	Rope	yes	565	609	564	655	617
RM5664	10"	Fluted	yes	565	609	564	655	617
1" Offset Door Pull								
RM5670	10"	Plain	no	570	617	569	632	621

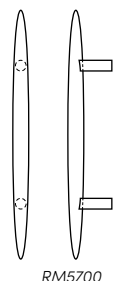


Finial Style Number
(example: RM5650-4)

Suffix	Finial Style:
1	Plain
2	Urn
3	Berry
4	Pinecone

- To order suffix finial style number.
- Add \$6.80/in. for longer pulls up to 36".
- Please contact factory to order RM Finial only.

MariTek - Tapered Pulls



Straight Door Pulls						
Part	CTC	3/605 4/606	10B/613	Stock PC/ 10BE/BSP	14/618 15/619	26/625 26D/626
RM5700	6"	372	399	372	383	395
RM5702	12"	395	427	393	406	416

USA & Canada Prices Effective March 3, 2025

Check the websites for the most updated product information.

USA: 800 458 2424 • www.rockwoodmfg.com | Canada: 800 461 3007 • www.assaabloydss.ca

Copyright © 2021-2025, ASSA ABLOY Accessories and Door Controls Group, Inc. All rights reserved. Reproduction in whole or in part without the express written permission of ASSA ABLOY Accessories and Door Controls Group, Inc. is prohibited.

ROCKWOOD
ASSA ABLOY

Experience a safer
and more open world

English Bridle Leather Pulls

Straight Pulls - Flat Ends							
Part	Max OA	Dia.	3/605 4/606	10B/613	Stock PC/ 10BE/BSP	32D/630	32/629
RM6060	12"	1"	948	1,025	839	654	734
	24"	1"	1,407	1,519	1,226	986	1,107
	36"	1"	1,866	2,013	1,589	1,320	1,476
	48"	1"	2,321	2,506	1,950	1,654	1,853
	60"	1"	2,797	3,019	2,313	1,989	2,227
	72"	1"	3,269	3,533	2,678	2,324	2,602
	84"	1"	3,536	3,817	2,815	2,451	2,745
	96"	1"	3,798	4,104	2,954	2,581	2,889
RM6061	12"	1 ¼"	1,058	1,143	953	757	849
	24"	1 ¼"	1,723	1,859	1,492	1,231	1,379
	36"	1 ¼"	2,386	2,575	2,006	1,704	1,909
	48"	1 ¼"	2,933	3,168	2,453	2,116	2,371
	60"	1 ¼"	3,480	3,758	2,899	2,531	2,833
	72"	1 ¼"	3,658	3,950	3,068	2,683	3,006
	84"	1 ¼"	3,832	4,139	3,235	2,838	3,180
	96"	1 ¼"	4,009	4,330	3,375	2,968	3,326
RM6062	12"	1 ½"	1,204	1,301	1,071	866	971
	24"	1 ½"	1,922	2,075	1,654	1,380	1,544
	36"	1 ½"	2,638	2,850	2,210	1,893	2,119
	48"	1 ½"	3,219	3,475	2,471	2,134	2,389
	60"	1 ½"	3,798	4,104	2,731	2,375	2,660
	72"	1 ½"	4,010	4,332	2,993	2,616	2,927
	84"	1 ½"	4,223	4,560	3,253	2,855	3,198
	96"	1 ½"	4,433	4,790	3,514	3,096	3,468
Offset Pulls - Flat Ends							
RM6070	12"	1"	997	1,076	881	690	773
	24"	1"	1,454	1,568	1,268	1,024	1,145
	36"	1"	1,913	2,064	1,627	1,356	1,519
	48"	1"	2,367	2,558	1,989	1,691	1,893
	60"	1"	2,845	3,071	2,355	2,027	2,268
	72"	1"	3,318	3,583	2,717	2,361	2,643
	84"	1"	3,581	3,871	2,853	2,489	2,787
	96"	1"	3,845	4,154	2,994	2,617	2,929
RM6071	12"	1 ¼"	1,106	1,193	992	794	888
	24"	1 ¼"	1,769	1,911	1,531	1,266	1,418
	36"	1 ¼"	2,433	2,628	2,044	1,741	1,949
	48"	1 ¼"	2,980	3,218	2,491	2,153	2,412
	60"	1 ¼"	3,528	3,811	2,939	2,564	2,874
	72"	1 ¼"	3,703	3,998	3,107	2,720	3,045
	84"	1 ¼"	3,879	4,189	3,275	2,875	3,219
	96"	1 ¼"	4,055	4,379	3,416	3,005	3,365
RM6072	12"	1 ½"	1,252	1,351	1,110	904	1,010
	24"	1 ½"	1,969	2,126	1,693	1,416	1,586
	36"	1 ½"	2,685	2,900	2,249	1,930	2,160
	48"	1 ½"	3,265	3,527	2,510	2,170	2,431
	60"	1 ½"	3,845	4,154	2,771	2,411	2,701
	72"	1 ½"	4,056	4,380	3,032	2,653	2,969
	84"	1 ½"	4,270	4,609	3,292	2,891	3,240
	96"	1 ½"	4,481	4,839	3,553	3,131	3,508

- Add \$6.80/in. over 96".
- MP (Mid-Post) - Add \$80 each. (Recommended for maximum rigidity on long door pulls. See page 6 for guidelines.)
- FW (Full Wrap) available up to 72" overall length pull - Call for pricing.
- Specify leather color.
- Order form available on website.

NOTE: All long pulls include charge for leather between mounting posts up to a maximum of 72" of leather cover.

ROCKWOOD
ASSA ABLOY

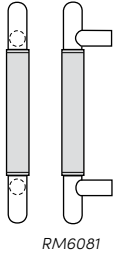
Experience a safer
and more open world

USA & Canada Prices Effective March 3, 2025
Check the websites for the most updated product information.

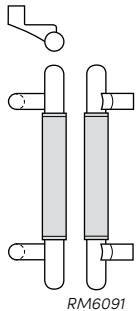
USA: 800 458 2424 • www.rockwoodmfg.com | Canada: 800 461 3007 • www.assaabloydss.ca
Copyright © 2021-2025, ASSA ABLOY Accessories and Door Controls Group, Inc. All rights reserved. Reproduction in whole or in part without the express written permission of ASSA ABLOY Accessories and Door Controls Group, Inc. is prohibited.

English Bridle Leather Pulls (con't)

Straight Pulls - Round Ends							
Part	Max OA	Dia.	3/605 4/606	10B/613	Stock PC/ 10BE/BSP	32D/630	32/629
RM6080	12"	1"	1,052	1,135	887	697	780
	24"	1"	1,407	1,519	1,274	1,029	1,153
	36"	1"	1,866	2,013	1,634	1,362	1,526
	48"	1"	2,321	2,506	1,998	1,697	1,902
	60"	1"	2,797	3,019	2,360	2,032	2,275
	72"	1"	3,269	3,533	2,723	2,368	2,652
	84"	1"	3,536	3,817	2,862	2,495	2,793
	96"	1"	3,798	4,104	2,999	2,622	2,938
	RM6081	12"	1 ¼"	1,058	1,143	999	800
24"		1 ¼"	1,723	1,859	1,538	1,271	1,425
36"		1 ¼"	2,386	2,575	2,051	1,746	1,956
48"		1 ¼"	2,933	3,168	2,498	2,158	2,419
60"		1 ¼"	3,480	3,758	2,945	2,571	2,881
72"		1 ¼"	3,658	3,950	3,114	2,727	3,054
84"		1 ¼"	3,832	4,139	3,282	2,882	3,228
96"		1 ¼"	4,009	4,330	3,421	3,010	3,372
RM6082		12"	1 ½"	1,204	1,301	1,116	909
	24"	1 ½"	1,922	2,075	1,699	1,421	1,592
	36"	1 ½"	2,638	2,850	2,256	1,935	2,168
	48"	1 ½"	3,219	3,475	2,516	2,175	2,437
	60"	1 ½"	3,798	4,104	2,777	2,417	2,707
	72"	1 ½"	4,010	4,332	3,039	2,659	2,976
	84"	1 ½"	4,223	4,560	3,299	2,898	3,245
	96"	1 ½"	4,433	4,790	3,559	3,139	3,514
	Offset Pulls - Round Ends						
RM6090	12"	1"	1,097	1,186	926	734	820
	24"	1"	1,554	1,679	1,312	1,065	1,193
	36"	1"	2,012	2,172	1,673	1,399	1,567
	48"	1"	2,468	2,667	2,036	1,734	1,941
	60"	1"	2,943	3,179	2,400	2,069	2,317
	72"	1"	3,418	3,693	2,763	2,403	2,693
	84"	1"	3,684	3,977	2,900	2,532	2,834
	96"	1"	3,947	4,261	3,040	2,660	2,978
	RM6091	12"	1 ¼"	1,204	1,301	1,038	836
24"		1 ¼"	1,869	2,017	1,576	1,309	1,466
36"		1 ¼"	2,533	2,736	2,090	1,783	1,996
48"		1 ¼"	3,080	3,326	2,537	2,197	2,458
60"		1 ¼"	3,627	3,918	2,985	2,609	2,921
72"		1 ¼"	3,803	4,107	3,153	2,764	3,095
84"		1 ¼"	3,979	4,300	3,320	2,918	3,267
96"		1 ¼"	4,156	4,488	3,461	3,046	3,413
RM6092		12"	1 ½"	1,351	1,459	1,155	945
	24"	1 ½"	2,069	2,233	1,739	1,459	1,633
	36"	1 ½"	2,786	3,009	2,295	1,972	2,209
	48"	1 ½"	3,367	3,634	2,555	2,212	2,478
	60"	1 ½"	3,947	4,261	2,816	2,453	2,748
	72"	1 ½"	4,157	4,489	3,077	2,695	3,017
	84"	1 ½"	4,370	4,719	3,339	2,935	3,287
	96"	1 ½"	4,579	4,947	3,600	3,175	3,556



RM6081



RM6091

- Add \$6.80/in. over 96".
- MP (Mid-Post) - Add \$80 each. (Recommended for maximum rigidity on long door pulls. See page 6 for guidelines.)
- FW (Full Wrap) available up to 72" overall length pull - Call for pricing.
- Specify leather color.
- Order form available on website.

NOTE: All long pulls include charge for leather between mounting posts up to a maximum of 72" of leather cover.

USA & Canada Prices Effective March 3, 2025

Check the websites for the most updated product information.

USA: 800 458 2424 • www.rockwoodmfg.com | Canada: 800 461 3007 • www.assaabloydss.ca

Copyright © 2021-2025, ASSA ABLOY Accessories and Door Controls Group, Inc. All rights reserved. Reproduction in whole or in part without the express written permission of ASSA ABLOY Accessories and Door Controls Group, Inc. is prohibited.

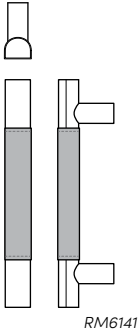
ROCKWOOD

ASSA ABLOY

Experience a safer
and more open world

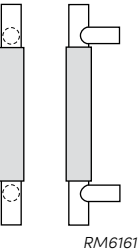
Upholstery Leather Pulls

Straight Pull - D-Tube				
Part	Max OA	Stock PC/10BE/BSP	32D/630	32/629
RM6141	12"	506	417	444
	24"	780	696	722
	36"	1,054	975	1,001
	48"	1,328	1,254	1,280
	60"	1,602	1,532	1,559
	72"	1,876	1,811	1,838
	84"	2,150	2,090	2,116
	96"	2,424	2,369	2,395
Offset Pull - D-Tube				
RM6151	12"	551	463	489
	24"	825	742	768
	36"	1,099	1,021	1,047
	48"	1,373	1,299	1,326
	60"	1,647	1,578	1,605
	72"	1,921	1,857	1,883
	84"	2,195	2,136	2,162
	96"	2,469	2,415	2,441



- Add \$8.00/in. over 96".
- MP (Mid-Post) - Add \$80.00 each. (Recommended for maximum rigidity on long door pulls.)
- FW (Full Wrap) available up to 72" overall length pull.
- Specify leather color.
- Order form available on website.

Straight Pulls - Flat Ends							
Part	Max OA	Dia.	3/605 4/606	10B/613	Stock PC/ 10BE/BSP	32D/630	32/629
RM6160	12"	1"	890	964	765	600	674
	24"	1"	1,262	1,363	998	823	921
	36"	1"	1,744	1,884	1,385	1,166	1,304
	48"	1"	2,226	2,403	1,747	1,510	1,691
	60"	1"	2,571	2,779	1,959	1,709	1,915
	72"	1"	3,072	3,318	2,322	2,054	2,302
	84"	1"	3,283	3,544	2,445	2,171	2,431
	96"	1"	3,559	3,844	2,583	2,304	2,581
RM6161	12"	1 ¼"	1,001	1,081	840	674	755
	24"	1 ¼"	1,747	1,886	1,438	1,214	1,361
	36"	1 ¼"	2,447	2,643	1,951	1,703	1,908
	48"	1 ¼"	3,024	3,266	2,398	2,129	2,382
	60"	1 ¼"	3,448	3,724	2,732	2,445	2,738
	72"	1 ¼"	3,633	3,924	2,902	2,604	2,918
	84"	1 ¼"	3,817	4,124	3,030	2,728	3,056
	96"	1 ¼"	4,006	4,323	3,170	2,861	3,206
RM6162	12"	1 ½"	1,136	1,230	898	728	816
	24"	1 ½"	1,893	2,045	1,608	1,378	1,542
	36"	1 ½"	2,648	2,859	2,165	1,908	2,135
	48"	1 ½"	3,260	3,521	2,426	2,154	2,414
	60"	1 ½"	3,871	4,181	2,687	2,402	2,688
	72"	1 ½"	4,094	4,422	2,948	2,651	2,968
	84"	1 ½"	4,318	4,664	3,209	2,897	3,245
	96"	1 ½"	4,540	4,903	3,470	3,145	3,523



- Add \$6.80/in. over 96".
- MP (Mid-Post) - Add \$80 each. (Recommended for maximum rigidity on long door pulls. See page 6 for guidelines.)
- FW (Full Wrap) available up to 72" overall length pull - Call for pricing.
- Specify leather color.
- Order form available on website.

NOTE: All long pulls include charge for leather between mounting posts up to a maximum of 72" of leather cover.

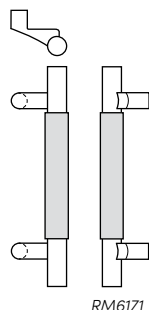
ROCKWOOD
ASSA ABLOY

Experience a safer
and more open world

USA & Canada Prices Effective March 3, 2025
Check the websites for the most updated product information.

USA: 800 458 2424 • www.rockwoodmfg.com | Canada: 800 461 3007 • www.assaabloydss.ca
Copyright © 2021-2025, ASSA ABLOY Accessories and Door Controls Group, Inc. All rights reserved. Reproduction in whole or in part without the express written permission of ASSA ABLOY Accessories and Door Controls Group, Inc. is prohibited.

Upholstery Leather Pulls (con't)



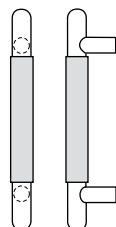
RM6171

Offset Pulls - Flat Ends

Part	Max OA	Dia.	3/605 4/606	10B/613	Stock PC/ 10BE/BSP	32D/630	32/629
RM6170	12"	1"	940	1,015	803	638	715
	24"	1"	1,310	1,416	1,036	860	964
	36"	1"	1,794	1,937	1,424	1,203	1,347
	48"	1"	2,275	2,456	1,788	1,548	1,734
	60"	1"	2,621	2,830	1,997	1,747	1,958
	72"	1"	3,121	3,371	2,361	2,092	2,343
	84"	1"	3,332	3,598	2,484	2,209	2,475
	96"	1"	3,608	3,898	2,624	2,340	2,622
	RM6171	12"	1 ¼"	1,050	1,134	881	712
24"		1 ¼"	1,797	1,940	1,477	1,253	1,403
36"		1 ¼"	2,496	2,696	1,989	1,741	1,949
48"		1 ¼"	3,073	3,319	2,438	2,164	2,425
60"		1 ¼"	3,498	3,778	2,771	2,483	2,780
72"		1 ¼"	3,684	3,978	2,940	2,643	2,958
84"		1 ¼"	3,867	4,177	3,069	2,766	3,096
96"		1 ¼"	4,052	4,377	3,212	2,898	3,246
RM6172		12"	1 ½"	1,187	1,282	937	765
	24"	1 ½"	1,943	2,099	1,648	1,415	1,585
	36"	1 ½"	2,697	2,913	2,205	1,944	2,176
	48"	1 ½"	3,308	3,573	2,464	2,192	2,454
	60"	1 ½"	3,920	4,236	2,726	2,439	2,731
	72"	1 ½"	4,143	4,475	2,987	2,686	3,010
	84"	1 ½"	4,369	4,716	3,248	2,935	3,288
	96"	1 ½"	4,590	4,957	3,509	3,182	3,565

Straight Pulls - Round Ends

RM6180	12"	1"	998	1,076	811	644	722
	24"	1"	1,367	1,478	1,044	866	970
	36"	1"	1,850	1,997	1,430	1,209	1,353
	48"	1"	2,330	2,516	1,794	1,554	1,741
	60"	1"	2,679	2,892	2,006	1,754	1,965
	72"	1"	3,178	3,433	2,368	2,098	2,348
	84"	1"	3,385	3,658	2,490	2,215	2,481
	96"	1"	3,665	3,957	2,630	2,346	2,628
	RM6181	12"	1 ¼"	1,107	1,195	888	717
24"		1 ¼"	1,854	2,001	1,484	1,259	1,411
36"		1 ¼"	2,552	2,757	1,995	1,746	1,956
48"		1 ¼"	3,129	3,380	2,445	2,171	2,431
60"		1 ¼"	3,553	3,837	2,780	2,489	2,788
72"		1 ¼"	3,738	4,040	2,946	2,650	2,967
84"		1 ¼"	3,924	4,238	3,076	2,771	3,103
96"		1 ¼"	4,109	4,439	3,218	2,906	3,253
RM6182		12"	1 ½"	1,243	1,343	944	772
	24"	1 ½"	2,000	2,161	1,655	1,420	1,591
	36"	1 ½"	2,754	2,974	2,211	1,950	2,184
	48"	1 ½"	3,367	3,634	2,472	2,199	2,461
	60"	1 ½"	3,978	4,295	2,732	2,445	2,738
	72"	1 ½"	4,199	4,537	2,995	2,694	3,017
	84"	1 ½"	4,423	4,778	3,256	2,942	3,294
	96"	1 ½"	4,646	5,018	3,516	3,188	3,571



RM6181

- Add \$6.80/in. over 96".
- MP (Mid-Post) - Add \$80 each. (Recommended for maximum rigidity on long door pulls. See page 6 for guidelines.)
- FW (Full Wrap) available up to 72" overall length pull - Call for pricing.
- Specify leather color.
- Order form available on website.

NOTE: All long pulls include charge for leather between mounting posts up to a maximum of 72" of leather cover.

USA & Canada Prices Effective March 3, 2025

Check the websites for the most updated product information.

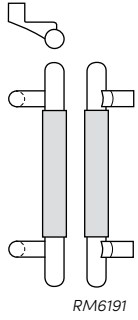
USA: 800 458 2424 • www.rockwoodmfg.com | Canada: 800 461 3007 • www.assaabloydss.ca

Copyright © 2021-2025, ASSA ABLOY Accessories and Door Controls Group, Inc. All rights reserved. Reproduction in whole or in part without the express written permission of ASSA ABLOY Accessories and Door Controls Group, Inc. is prohibited.

ROCKWOOD

ASSA ABLOY

Experience a safer
and more open world



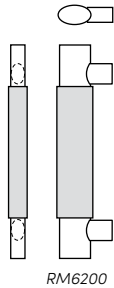
Upholstery Leather Pulls (con't)

Offset Pulls - Round Ends							
Part	Max OA	Dia.	3/605 4/606	10B/613	Stock PC/ 10BE/BSP	32D/630	32/629
RM6190	12"	1"	1,047	1,130	849	682	765
	24"	1"	1,417	1,529	1,083	905	1,011
	36"	1"	1,899	2,052	1,470	1,246	1,396
	48"	1"	2,380	2,570	1,834	1,591	1,783
	60"	1"	2,727	2,945	2,044	1,792	2,005
	72"	1"	3,227	3,484	2,407	2,137	2,392
	84"	1"	3,436	3,711	2,530	2,253	2,524
	96"	1"	3,716	4,011	2,670	2,385	2,671
	RM6191	12"	1 ¼"	1,156	1,250	927	755
24"		1 ¼"	1,904	2,054	1,522	1,296	1,452
36"		1 ¼"	2,602	2,811	2,036	1,785	1,997
48"		1 ¼"	3,179	3,434	2,484	2,209	2,475
60"		1 ¼"	3,602	3,891	2,817	2,527	2,831
72"		1 ¼"	3,789	4,091	2,986	2,685	3,008
84"		1 ¼"	3,974	4,291	3,114	2,808	3,146
96"		1 ¼"	4,159	4,491	3,257	2,943	3,296
RM6192		12"	1 ½"	1,293	1,396	982	807
	24"	1 ½"	2,050	2,209	1,693	1,459	1,634
	36"	1 ½"	2,802	3,028	2,251	1,987	2,225
	48"	1 ½"	3,415	3,688	2,511	2,235	2,504
	60"	1 ½"	4,027	4,349	2,771	2,483	2,780
	72"	1 ½"	4,247	4,589	3,034	2,731	3,059
	84"	1 ½"	4,472	4,830	3,293	2,978	3,336
	96"	1 ½"	4,696	5,069	3,555	3,226	3,615

- Add \$6.80/in. over 96".
- MP (Mid-Post) - Add \$80 each. (Recommended for maximum rigidity on long door pulls. See page 6 for guidelines.)
- FW (Full Wrap) available up to 72" overall length pull - Call for pricing.
- Specify leather color.
- Order form available on website.

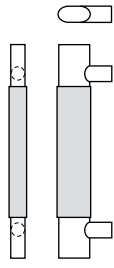
NOTE: All long pulls include charge for leather between mounting posts up to a maximum of 72" of leather cover.

Leather Oval - Ergonomic Pulls



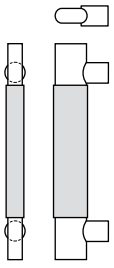
RM6200

True Oval					
Part	Max OA	Grip Size	Stock PC/10BE/BSP	32D/630	32/629
RM6200	12"	1" x 1 1/2"	1,113	956	1,071
	24"	1" x 1 1/2"	1,558	1,364	1,528
	36"	1" x 1 1/2"	1,976	1,771	1,984
	48"	1" x 1 1/2"	2,395	2,178	2,441
	60"	1" x 1 1/2"	2,813	2,588	2,897
	72"	1" x 1 1/2"	3,231	2,995	3,354
	84"	1" x 1 1/2"	3,649	3,404	3,811
	96"	1" x 1 1/2"	4,068	3,810	4,266



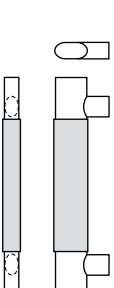
RM6220

Flat Oval - 3/4" Diameter Posts					
Part	Max OA	Grip Size	Stock PC/10BE/BSP	32D/630	32/629
RM6220	12"	3/4" x 1 1/2"	1,159	1,002	1,123
	24"	3/4" x 1 1/2"	1,598	1,404	1,573
	36"	3/4" x 1 1/2"	2,010	1,804	2,021
	48"	3/4" x 1 1/2"	2,422	2,207	2,469
	60"	3/4" x 1 1/2"	2,834	2,609	2,920
	72"	3/4" x 1 1/2"	3,246	3,009	3,369
	84"	3/4" x 1 1/2"	3,658	3,411	3,821
	96"	3/4" x 1 1/2"	4,069	3,811	4,268



RM6230

Flat Oval - 1" Diameter Posts					
Part	Max OA	Grip Size	Stock PC/10BE/BSP	32D/630	32/629
RM6230	12"	3/4" x 1 1/2"	1,226	1,041	1,169
	24"	3/4" x 1 1/2"	1,638	1,444	1,617
	36"	3/4" x 1 1/2"	2,051	1,845	2,067
	48"	3/4" x 1 1/2"	2,462	2,247	2,515
	60"	3/4" x 1 1/2"	2,875	2,647	2,965
	72"	3/4" x 1 1/2"	3,286	3,048	3,415
	84"	3/4" x 1 1/2"	3,698	3,451	3,864
	96"	3/4" x 1 1/2"	4,110	3,850	4,313



RM6240

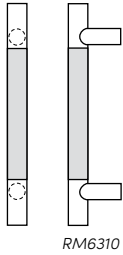
Flat Oval - 3/4" x 1 1/2" Diameter Posts					
Part	Max OA	Grip Size	Stock PC/10BE/BSP	32D/630	32/629
RM6240	12"	3/4" x 1 1/2"	1,383	1,194	1,336
	24"	3/4" x 1 1/2"	1,794	1,594	1,786
	36"	3/4" x 1 1/2"	2,206	1,996	2,235
	48"	3/4" x 1 1/2"	2,619	2,396	2,684
	60"	3/4" x 1 1/2"	3,029	2,798	3,134
	72"	3/4" x 1 1/2"	3,440	3,200	3,584
	84"	3/4" x 1 1/2"	3,853	3,601	4,033
	96"	3/4" x 1 1/2"	4,265	4,004	4,483

- Add \$6.80/in. over 96".
- MP (Mid-Post) - Add \$80 each. (Recommended for maximum rigidity on long door pulls. See page 6 for guidelines.)
- Specify leather color.
- Order form available on website.

NOTE: All long pulls include charge for leather between mounting posts up to a maximum of 72" of leather cover.

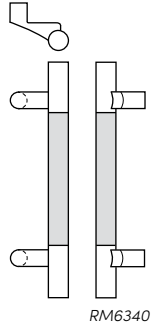
Flush Leather Pulls

Straight Pulls - Flat Ends							
Part	Max OA	Dia.	3/605 4/606	10B/613	Stock PC/ 10BE/BSP	32D/630	32/629
RM6300	12"	1"	1,058	1,143	957	762	853
	24"	1"	1,578	1,705	1,456	1,199	1,343
	36"	1"	2,101	2,268	1,928	1,633	1,829
	48"	1"	2,621	2,830	2,401	2,070	2,319
	60"	1"	3,142	3,393	2,873	2,505	2,805
	72"	1"	3,663	3,954	3,345	2,942	3,294
	84"	1"	4,184	4,518	3,817	3,377	3,781
	96"	1"	4,704	5,082	4,290	3,811	4,268
	RM6310	12"	1 ¼"	1,269	1,370	1,113	906
24"		1 ¼"	1,811	1,955	1,616	1,344	1,505
36"		1 ¼"	2,355	2,541	2,089	1,781	1,995
48"		1 ¼"	2,895	3,127	2,563	2,219	2,486
60"		1 ¼"	3,438	3,715	3,039	2,659	2,976
72"		1 ¼"	3,981	4,300	3,514	3,096	3,468
84"		1 ¼"	4,525	4,886	3,988	3,534	3,958
96"		1 ¼"	5,065	5,470	4,464	3,971	4,450
RM6320		12"	1 ½"	1,373	1,484	1,238	997
	24"	1 ½"	1,930	2,084	1,726	1,449	1,622
	36"	1 ½"	2,488	2,686	2,216	1,900	2,127
	48"	1 ½"	3,044	3,287	2,707	2,351	2,632
	60"	1 ½"	3,601	3,889	3,195	2,801	3,139
	72"	1 ½"	4,158	4,491	3,685	3,252	3,644
	84"	1 ½"	4,715	5,094	4,174	3,706	4,149
	96"	1 ½"	5,273	5,694	4,663	4,156	4,655



- Add \$6.80/in. over 96".
- Up to 96" available with mid-post. (Recommended for maximum rigidity on long door pulls. See page 6 for guidelines.)
- Order form available on website.

Flush Leather Pulls (con't)



RM6340

Offset Pulls - Flat Ends							
Part	Max OA	Dia.	3/605 4/606	10B/613	Stock PC/ 10BE/BSP	32D/630	32/629
RM6330	12"	1"	1,106	1,193	1,004	804	903
	24"	1"	1,626	1,756	1,502	1,241	1,389
	36"	1"	2,145	2,319	1,974	1,676	1,877
	48"	1"	2,668	2,881	2,448	2,112	2,365
	60"	1"	3,188	3,442	2,919	2,547	2,852
	72"	1"	3,707	4,007	3,391	2,984	3,341
	84"	1"	4,231	4,568	3,863	3,419	3,830
	96"	1"	4,752	5,132	4,337	3,854	4,318
RM6340	12"	1 ¼"	1,317	1,421	1,158	947	1,061
	24"	1 ¼"	1,858	2,006	1,661	1,385	1,552
	36"	1 ¼"	2,401	2,593	2,135	1,824	2,043
	48"	1 ¼"	2,942	3,179	2,610	2,262	2,534
	60"	1 ¼"	3,484	3,763	3,085	2,701	3,025
	72"	1 ¼"	4,027	4,350	3,559	3,139	3,514
	84"	1 ¼"	4,569	4,935	4,033	3,575	4,006
	96"	1 ¼"	5,113	5,521	4,509	4,014	4,496
RM6350	12"	1 ½"	1,420	1,533	1,283	1,039	1,163
	24"	1 ½"	1,977	2,134	1,773	1,491	1,670
	36"	1 ½"	2,534	2,737	2,264	1,942	2,174
	48"	1 ½"	3,090	3,338	2,752	2,392	2,680
	60"	1 ½"	3,649	3,940	3,242	2,844	3,185
	72"	1 ½"	4,204	4,541	3,731	3,296	3,690
	84"	1 ½"	4,761	5,144	4,220	3,747	4,197
	96"	1 ½"	5,318	5,744	4,708	4,200	4,703

- Add \$6.80/in. over 96".
- Up to 96" available with mid-post. (Recommended for maximum rigidity on long door pulls. See page 6 for guidelines.)
- Specify leather type and color.
- Order form available on website.

USA & Canada Prices Effective March 3, 2025
Check the websites for the most updated product information.

USA: 800 458 2424 • www.rockwoodmfg.com | Canada: 800 461 3007 • www.assaabloydss.ca

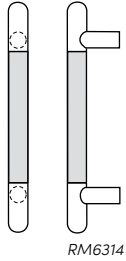
Copyright © 2021-2025, ASSA ABLOY Accessories and Door Controls Group, Inc. All rights reserved. Reproduction in whole or in part without the express written permission of ASSA ABLOY Accessories and Door Controls Group, Inc. is prohibited.

ROCKWOOD
ASSA ABLOY

Experience a safer
and more open world

Flush Leather Pulls (con't)

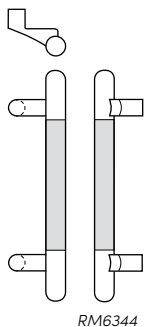
Straight Pulls - Round Ends							
Part	Max OA	Dia.	3/605 4/606	10B/613	Stock PC/ 10BE/BSP	32D/630	32/629
RM6304	12"	1"	1,165	1,259	1,016	817	914
	24"	1"	1,686	1,820	1,515	1,253	1,404
	36"	1"	2,207	2,384	1,987	1,688	1,891
	48"	1"	2,727	2,946	2,459	2,125	2,379
	60"	1"	3,248	3,508	2,932	2,559	2,867
	72"	1"	3,768	4,070	3,406	2,996	3,354
	84"	1"	4,290	4,634	3,876	3,431	3,842
	96"	1"	4,811	5,195	4,348	3,867	4,329
RM6314	12"	1 ¼"	1,376	1,486	1,173	961	1,074
	24"	1 ¼"	1,918	2,071	1,673	1,399	1,567
	36"	1 ¼"	2,460	2,658	2,148	1,835	2,055
	48"	1 ¼"	3,003	3,244	2,624	2,274	2,547
	60"	1 ¼"	3,546	3,828	3,098	2,713	3,038
	72"	1 ¼"	4,088	4,414	3,572	3,151	3,530
	84"	1 ¼"	4,629	5,000	4,048	3,589	4,018
	96"	1 ¼"	5,173	5,585	4,523	4,028	4,511
RM6324	12"	1 ½"	1,480	1,599	1,298	1,052	1,177
	24"	1 ½"	2,037	2,200	1,787	1,503	1,682
	36"	1 ½"	2,594	2,800	2,276	1,953	2,188
	48"	1 ½"	3,151	3,403	2,766	2,405	2,694
	60"	1 ½"	3,706	4,006	3,255	2,856	3,201
	72"	1 ½"	4,265	4,606	3,743	3,308	3,706
	84"	1 ½"	4,821	5,210	4,234	3,760	4,210
	96"	1 ½"	5,379	5,809	4,723	4,210	4,716



- Add \$6.80/in. over 96".
- Up to 96" available with mid-post. (Recommended for maximum rigidity on long door pulls. See page 6 for guidelines.)
- Specify leather type and color.
- Order form available on website.

Flush Leather Pulls (con't)

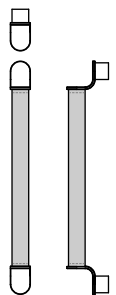
Offset Pulls - Round Ends							
Part	Max OA	Dia.	3/605 4/606	10B/613	Stock PC/ 10BE/BSP	32D/630	32/629
RM6334	12"	1"	1,210	1,308	1,062	859	963
	24"	1"	1,732	1,872	1,563	1,295	1,451
	36"	1"	2,255	2,434	2,034	1,732	1,937
	48"	1"	2,776	2,995	2,505	2,167	2,426
	60"	1"	3,296	3,559	2,978	2,601	2,913
	72"	1"	3,816	4,121	3,452	3,038	3,402
	84"	1"	4,338	4,683	3,923	3,473	3,891
	96"	1"	4,858	5,248	4,396	3,910	4,378
	RM6344	12"	1 1/4"	1,423	1,536	1,244	1,003
24"		1 1/4"	1,965	2,122	1,719	1,441	1,613
36"		1 1/4"	2,506	2,708	2,194	1,878	2,103
48"		1 1/4"	3,049	3,295	2,670	2,318	2,595
60"		1 1/4"	3,592	3,879	3,143	2,755	3,086
72"		1 1/4"	4,135	4,466	3,618	3,193	3,575
84"		1 1/4"	4,676	5,051	4,093	3,630	4,068
96"		1 1/4"	5,219	5,636	4,568	4,070	4,557
RM6354		12"	1 1/2"	1,526	1,649	1,343	1,093
	24"	1 1/2"	2,084	2,249	1,833	1,544	1,732
	36"	1 1/2"	2,640	2,853	2,323	1,996	2,236
	48"	1 1/2"	3,198	3,453	2,810	2,448	2,741
	60"	1 1/2"	3,755	4,055	3,300	2,900	3,247
	72"	1 1/2"	4,312	4,658	3,789	3,351	3,753
	84"	1 1/2"	4,868	5,258	4,280	3,801	4,258
	96"	1 1/2"	5,426	5,861	4,768	4,253	4,764



RM6344

- Add \$6.80/in. over 96".
- Up to 96" available with mid-post. (Recommended for maximum rigidity on long door pulls. See page 6 for guidelines.)
- Specify leather type and color.
- Order form available on website.

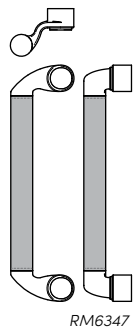
Straight Pull - Casted Ends						
Part	CTC	Dia.	4/606	10B/613	15/619	Stock PC/ 10BE/BSP
RM6317	12"	1 1/2"	589	663	679	644
	24"	1 1/2"	924	998	1,015	962
	36"	1 1/2"	1,260	1,334	1,350	1,280
	48"	1 1/2"	1,595	1,669	1,686	1,598
	60"	1 1/2"	1,931	2,005	2,021	1,916
	72"	1 1/2"	2,266	2,340	2,357	2,234



RM6317

- Add \$6.80/in over 72".
- NOTE: Engraving "RKW" add \$108.00.
- RM6317MP (Mid-Post) add \$113 each (Recommended for maximum rigidity on long door pulls).
- Specify leather type and color.
- Order form available on website.

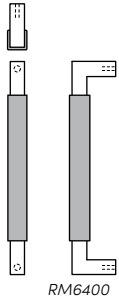
Offset Pull - Casted Ends								
Part	CTC	Dia.	3/605 4/606	10B/613	15/619	Stock PC/ 10BE/BSP	32D/630	32/629
RM6347	12"	1 1/4"	698	778	752	713	611	717
	24"	1 1/4"	984	1,063	1,038	984	886	993
	36"	1 1/4"	1,270	1,349	1,324	1,255	1,162	1,269



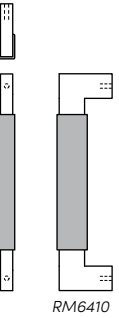
RM6347

- Specify leather type and color.
- NOTE: Engraving "RKW" add \$108.00.
- Order form available on website.

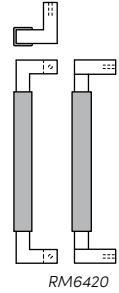
Upholstery Leather GeoMetek - Narrow Profile Pulls



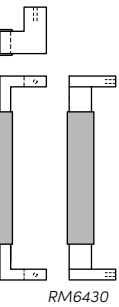
Straight Square End Pulls					
Part	CTC	Grip Size	Stock PC/ 10BE/BSP	32D/630	32/629
RM6400	12"	3/4" x 3/4"	755	591	662
	24"	3/4" x 3/4"	1,211	1,001	1,121
	36"	3/4" x 3/4"	1,643	1,409	1,578
	48"	3/4" x 3/4"	2,072	1,818	2,036
RM6440	12"	1 1/4" x 1 1/4"	875	705	791
	24"	1 1/4" x 1 1/4"	1,446	1,224	1,369
	36"	1 1/4" x 1 1/4"	1,988	1,740	1,947
	48"	1 1/4" x 1 1/4"	2,532	2,256	2,527



Straight Rectangular End Pulls					
Part	CTC	Grip Size	Stock PC/ 10BE/BSP	32D/630	32/629
RM6410	12"	3/4" x 1 1/2"	882	713	798
	24"	3/4" x 1 1/2"	1,270	1,056	1,182
	36"	3/4" x 1 1/2"	1,632	1,401	1,569
	48"	3/4" x 1 1/2"	1,993	1,744	1,953
	60"	3/4" x 1 1/2"	2,357	2,088	2,337
	72"	3/4" x 1 1/2"	2,719	2,431	2,722
	84"	3/4" x 1 1/2"	3,080	2,775	3,109
	96"	3/4" x 1 1/2"	3,442	3,120	3,494



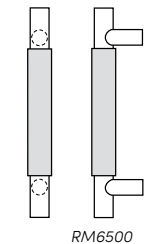
Offset Square End Pulls					
Part	CTC	Grip Size	Stock PC/ 10BE/BSP	32D/630	32/629
RM6420	12"	3/4" x 3/4"	800	635	712
	24"	3/4" x 3/4"	1,258	1,043	1,169
	36"	3/4" x 3/4"	1,686	1,453	1,627
	48"	3/4" x 3/4"	2,118	1,862	2,085



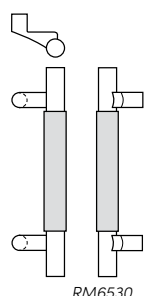
Offset Rectangular End Pulls					
Part	CTC	Grip Size	Stock PC/ 10BE/BSP	32D/630	32/629
RM6430	12"	3/4" x 1 1/2"	928	756	848
	24"	3/4" x 1 1/2"	1,315	1,099	1,233
	36"	3/4" x 1 1/2"	1,679	1,443	1,618
	48"	3/4" x 1 1/2"	2,040	1,789	2,001
	60"	3/4" x 1 1/2"	2,401	2,132	2,387
	72"	3/4" x 1 1/2"	2,763	2,476	2,772
	84"	3/4" x 1 1/2"	3,126	2,819	3,157
	96"	3/4" x 1 1/2"	3,487	3,162	3,542

• Order form available on website.

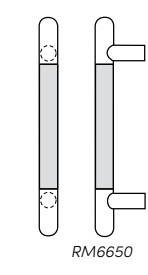
Leather - Small Pulls for Cabinets, Casework & Closet Doors



Straight Surface Wrapped - Flat Ends							
Part	Max OA	Dia.	3/605 4/606	10B/613	Stock PC/ 10BE/BSP	32D/630	32/629
RM6500-4	5 7/8"	1/2"	242	261	243	165	175
RM6500-5	6 7/8"	1/2"	257	277	255	176	189
RM6510-5	6 7/8"	5/8"	295	320	291	209	226
RM6510-6	7 7/8"	5/8"	331	360	323	240	256

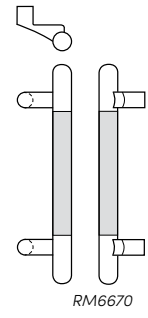


Offset Surface Wrapped - Flat Ends							
RM6530-5	7"	5/8"			377	269	289
RM6530-6	8"	5/8"			411	297	319



Straight Surface Wrapped - Round Ends							
RM6540-4	5 7/8"	1/2"	265	287	264	185	198
RM6540-5	6 7/8"	1/2"	284	309	279	200	213
RM6550-5	7"	5/8"	323	349	315	233	246
RM6550-6	8"	5/8"	359	385	365	259	278

Offset Surface Wrapped - Round Ends							
RM6570-5	7"	5/8"			403	291	237
RM6570-6	8"	5/8"			438	321	275



Straight Flush Wrapped - Flat Ends							
RM6610-5	6 7/8"	5/8"	331	360	304	221	237
RM6610-6	7 7/8"	5/8"	372	404	383	257	275

Offset Flush Wrapped - Flat Ends							
RM6630-5	6 7/8"	5/8"			393	269	289
RM6630-6	7 7/8"	5/8"			435	306	328



Straight Flush Wrapped - Round Ends							
RM6650-5	6 7/8"	5/8"	350	375	319	237	252
RM6650-6	7 7/8"	5/8"	392	426	396	273	292

Offset Flush Wrapped - Round Ends							
RM6670-5	6 7/8"	5/8"			411	285	303
RM6670-6	7 7/8"	5/8"			448	321	341

Straight Full Wrapped - Flat Ends							
RM6700-4	5 7/8"	1/2"	276	296	280	212	228
RM6700-5	6 7/8"	1/2"	311	333	317	240	256
RM6710-5	6 7/8"	5/8"	339	367	348	263	284
RM6710-6	7 7/8"	5/8"	381	409	388	297	319

Offset Full Wrapped - Flat Ends							
RM6730-5	6 7/8"	5/8"			407	310	332
RM6730-6	7 7/8"	5/8"			446	345	369

- Any size made to order.
- Specify leather type and color.

NeoCylinder - with or without GripZone

Straight Pulls without GripZone					
Part	CTC	Dia.	Stock PC/10BE/BSP	32D/630	32/629
RM7101*	12"	1 ¼"	560	422	521
	16"	1 ¼"	582	445	543
	24"	1 ¼"	626	489	588
	36"	1 ¼"	692	557	655
RM7210	12"	1 ¼"	521	388	433
	24"	1 ¼"	590	453	509
	36"	1 ¼"	657	519	581
Offset Pulls without GripZone					
RM7220	12"	1 ¼"	572	440	490
	24"	1 ¼"	641	505	565
	36"	1 ¼"	711	571	639
Straight Pulls with GripZone					
RM7230	12"	1 ¼"			578
	24"	1 ¼"			653
	36"	1 ¼"			728
Offset Pulls with GripZone					
RM7240	12"	1 ¼"			628
	24"	1 ¼"			703
	36"	1 ¼"			777
Push Bar without GripZone					
RM7212	Up to 36"	1 ¼"	657	519	581
Push Bar with GripZone					
RM7232	Up to 36"	1 ¼"			728

• Add \$6.80/in. over 36".

• *RM7101 not available over 36".

NeoMitre - with or without GripZone

Straight Pulls without GripZone					
Part	CTC	Dia.	Stock PC/10BE/BSP	32D/630	32/629
RM7300	12"	1"	550	419	469
	24"	1"	645	510	571
	36"	1"	766	599	672
	36"	1"	766	599	672
RM7310	12"	1 ¼"	740	574	643
	24"	1 ¼"	795	627	701
	36"	1 ¼"	849	678	760
RM7320	12"	1 ½"	852	681	762
	24"	1 ½"	908	735	824
	36"	1 ½"	963	790	882
Offset Pulls without GripZone					
RM7330	12"	1"	602	469	525
	24"	1"	694	559	626
	36"	1"	819	649	728
RM7340	12"	1 ¼"	793	622	698
	24"	1 ¼"	846	676	756
	36"	1 ¼"	901	729	816
RM7350	12"	1 ½"	904	732	818
	24"	1 ½"	959	787	879
	36"	1 ½"	1,014	837	937
Push Bars without GripZone					
RM7302	Up to 36"	1"	766	599	672
RM7312	Up to 36"	1 ¼"	849	678	760
RM7322	Up to 36"	1 ½"	963	790	882

• Add \$6.80/in. over 36".

• Order form available on website under RM7101, RM7210, RM7220, RM7230, RM7240, RM7300, RM7310, RM7320, RM7330, RM7340, RM7350, RM7400, RM7410, RM7420, RM7430, RM7440, RM7450.

NOTE: Post location on push bars can be located ½" from end for narrow & medium stile doors and 1" from end for flush and wide stile doors.

Straight Pulls with GripZone			
Part	CTC	Dia.	32/629
RM7400	12"	1"	611
	24"	1"	711
	36"	1"	812
RM7410	12"	1 ¼"	784
	24"	1 ¼"	842
	36"	1 ¼"	900
RM7420	12"	1 ½"	904
	24"	1 ½"	965
	36"	1 ½"	1,025
Offset Pulls with GripZone			
RM7430	12"	1"	665
	24"	1"	766
	36"	1"	870
RM7440	12"	1 ¼"	838
	24"	1 ¼"	898
	36"	1 ¼"	957
RM7450	12"	1 ½"	960
	24"	1 ½"	1,020
	36"	1 ½"	1,082
Push Bars with GripZone			
RM7402	Up to 36"	1"	812
RM7412	Up to 36"	1 ¼"	900
RM7422	Up to 36"	1 ½"	1,025

ROCKWOOD

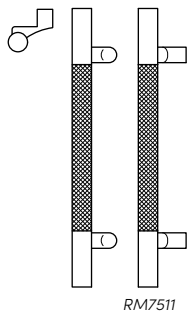
ASSA ABLOY

Experience a safer
and more open world

USA & Canada Prices Effective March 3, 2025
Check the websites for the most updated product information.

USA: 800 458 2424 • www.rockwoodmfg.com | Canada: 800 461 3007 • www.assaabloydss.ca
Copyright © 2021-2025, ASSA ABLOY Accessories and Door Controls Group, Inc. All rights reserved. Reproduction in whole or in part without the express written permission of ASSA ABLOY Accessories and Door Controls Group, Inc. is prohibited.

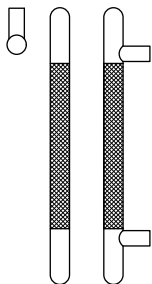
Knurled Series Pulls



RM7511

Straight Pulls – Flat Ends					
Part	Max OA	Diameter	4/606	Stock PC/10BE/BSP	32D/630
RM7500	12"	1"	555	394	279
	24"	1"	581	420	305
	36"	1"	612	451	336
RM7501	12"	1 ¼"	609	409	297
	24"	1 ¼"	636	435	324
	36"	1 ¼"	668	466	355

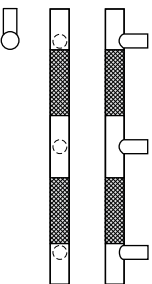
Offset Pulls – Flat Ends					
RM7510	12"	1"	591	430	315
	24"	1"	617	456	341
	36"	1"	648	487	372
RM7511	12"	1 ¼"	647	445	334
	24"	1 ¼"	674	471	360
	36"	1 ¼"	707	502	391



RM7521

Straight Pulls – Round Ends					
RM7520	12"	1"	658	445	325
	24"	1"	684	471	351
	36"	1"	715	502	382
RM7521	12"	1 ¼"	717	461	344
	24"	1 ¼"	745	486	370
	36"	1 ¼"	776	518	402

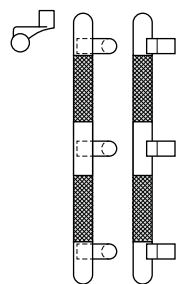
Offset Pulls – Round Ends					
RM7530	12"	1"	694	482	361
	24"	1"	720	508	387
	36"	1"	751	539	418
RM7531	12"	1 ¼"	755	497	381
	24"	1 ¼"	783	523	407
	36"	1 ¼"	816	554	439



RM7501MP

Straight Pulls – Flat Ends					
RM7501MP	48"	1 ¼"	942	758	704
	60"	1 ¼"	1,032	808	755
	72"	1 ¼"	1,121	858	805
	84"	1 ¼"	1,211	908	856

Offset Pulls – Flat Ends					
RM7511MP	48"	1 ¼"	996	843	757
	60"	1 ¼"	1,085	893	808
	72"	1 ¼"	1,175	943	858
	84"	1 ¼"	1,265	993	909



RM7531MP

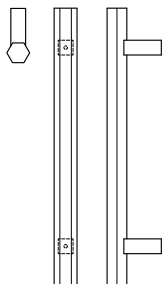
Straight Pulls – Round Ends					
RM7521MP	48"	1 ¼"	975	809	735
	60"	1 ¼"	1,064	859	786
	72"	1 ¼"	1,154	909	837
	84"	1 ¼"	1,244	959	888

Offset Pulls – Round Ends					
RM7531MP	48"	1 ¼"	1,028	893	787
	60"	1 ¼"	1,118	943	838
	72"	1 ¼"	1,208	993	889
	84"	1 ¼"	1,297	1,043	940

Order form available on website. Two tone finish options available. Ends and Post will match finish. Finish listed above is for knurled section.

NOTE: MP part # includes the price of the mid-post.

GeoMetek – Hex Pulls



RM7700

Flat End – Square Post					
Part	Max OA	Grip	Stock PC/10BE/BSP	32D/630	32/629
RM7700	12"	1"	633	461	516
	24"	1"	719	513	575
	36"	1"	780	566	632
	48"	1"	838	617	691
	60"	1"	897	668	
	72"	1"	955	719	
	84"	1"	1,014	770	
	96"	1"	1,072	824	

- Add \$10.20/in. over 96".
- Order form available on website.

USA & Canada Prices Effective March 3, 2025

Check the websites for the most updated product information.

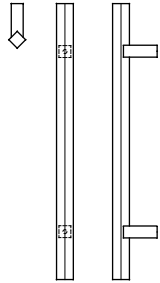
USA: 800 458 2424 • www.rockwoodmfg.com | Canada: 800 461 3007 • www.assaabloydss.ca

Copyright © 2021-2025, ASSA ABLOY Accessories and Door Controls Group, Inc. All rights reserved. Reproduction in whole or in part without the express written permission of ASSA ABLOY Accessories and Door Controls Group, Inc. is prohibited.

ROCKWOOD
ASSA ABLOY

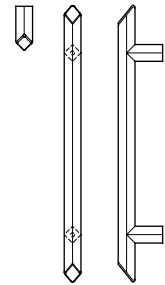
Experience a safer
and more open world

GeoMetek - Diamond Pulls

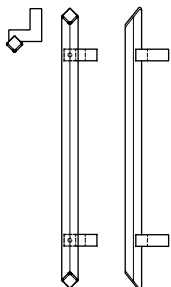


RM7800

Flat End - Square Post					
Part	Max OA	Grip	Stock PC/10BE/BSP	32D/630	32/629
RM7800	12"	3/4" x 3/4"	538	371	413
	24"	3/4" x 3/4"	594	421	472
	36"	3/4" x 3/4"	654	473	529
	48"	3/4" x 3/4"	740	524	586
RM7840	12"	1" x 1"	592	408	456
	24"	1" x 1"	654	463	519
	36"	1" x 1"	718	520	582
	48"	1" x 1"	814	576	645
Flat End - Diamond Post					
RM7805	12"	3/4" x 3/4"	572	401	450
	24"	3/4" x 3/4"	630	454	507
	36"	3/4" x 3/4"	690	505	567
	48"	3/4" x 3/4"	777	557	622
RM7845	12"	1" x 1"	630	442	496
	24"	1" x 1"	692	499	558
	36"	1" x 1"	759	556	623
	48"	1" x 1"	855	613	684
Flat End - Offset Post					
RM7825	12"	3/4" x 3/4"	615	444	497
	24"	3/4" x 3/4"	673	496	553
	36"	3/4" x 3/4"	734	546	614
	48"	3/4" x 3/4"	820	598	668
RM7860	12"	1" x 1"	646	465	520
	24"	1" x 1"	707	519	580
	36"	1" x 1"	770	574	643
	48"	1" x 1"	861	628	702
Diamond End - Square Post					
RM7810	12"	3/4" x 3/4"	745	528	612
	24"	3/4" x 3/4"	804	580	649
	36"	3/4" x 3/4"	864	632	710
	48"	3/4" x 3/4"	924	684	765
RM7850	12"	1" x 1"	820	581	672
	24"	1" x 1"	885	637	714
	36"	1" x 1"	951	696	781
	48"	1" x 1"	1,015	752	841
Diamond End - Diamond Post					
RM7815	12"	3/4" x 3/4"	783	562	628
	24"	3/4" x 3/4"	840	613	686
	36"	3/4" x 3/4"	901	665	745
	48"	3/4" x 3/4"	957	715	801
RM7855	12"	1" x 1"	862	619	690
	24"	1" x 1"	926	673	755
	36"	1" x 1"	990	733	819
	48"	1" x 1"	1,054	787	882
Diamond End - Offset Post					
RM7835	12"	3/4" x 3/4"	827	603	674
	24"	3/4" x 3/4"	884	654	734
	36"	3/4" x 3/4"	944	706	791
	48"	3/4" x 3/4"	1,001	756	848
RM7865	12"	1" x 1"	867	634	708
	24"	1" x 1"	928	686	769
	36"	1" x 1"	990	742	831
	48"	1" x 1"	1,052	794	889



RM7815



RM7835

- Add \$10.20/in. over 48".
- Order form available on website.

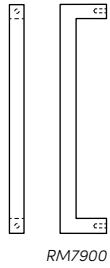
ROCKWOOD
ASSA ABLOY

Experience a safer
and more open world

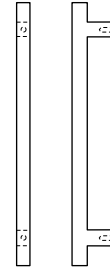
USA & Canada Prices Effective March 3, 2025
Check the websites for the most updated product information.

USA: 800 458 2424 • www.rockwoodmfg.com | Canada: 800 461 3007 • www.assaabloydss.ca
Copyright © 2021-2025, ASSA ABLOY Accessories and Door Controls Group, Inc. All rights reserved. Reproduction in whole or in part without the express written permission of ASSA ABLOY Accessories and Door Controls Group, Inc. is prohibited.

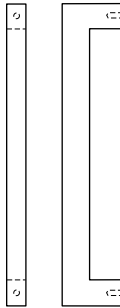
GeoMetek - Narrow Profile Pulls



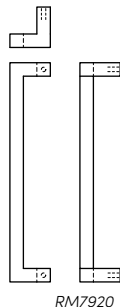
RM7900



RM7902



RM7910



RM7920

Straight Square End Pulls					
Part	CTC	Grip Size	Stock PC/10BE/BSP	32D/630	32/629
RM7900	12"	¾" x ¾"	354	245	276
	24"	¾" x ¾"	459	297	334
	36"	¾" x ¾"	519	349	391
	48"	¾" x ¾"	579	403	451
RM7907	12"	1" x 1"	390	272	303
	24"	1" x 1"	504	328	365
	36"	1" x 1"	569	384	430
	48"	1" x 1"	635	444	497
RM7940	12"	1 ¼" x 1 ¼"	474	311	349
	24"	1 ¼" x 1 ¼"	542	372	414
	36"	1 ¼" x 1 ¼"	611	430	482
	48"	1 ¼" x 1 ¼"	677	490	546

Straight Square Bridge Pulls					
Part	Max OA	Grip Size	Stock PC/10BE/BSP	32D/630	32/629
RM7902	12"	¾" x ¾"	463	303	339
	24"	¾" x ¾"	522	353	397
	36"	¾" x ¾"	582	406	455
	48"	¾" x ¾"	639	456	510
RM7917	12"	1" x 1"	511	335	375
	24"	1" x 1"	573	389	434
	36"	1" x 1"	639	447	500
	48"	1" x 1"	704	501	562

Straight Rectangular End Pulls					
Part	CTC	Grip Size	Stock PC/10BE/BSP	32D/630	32/629
RM7910	12"	¾" x 1 ½"	442	285	318
	24"	¾" x 1 ½"	684	495	553
	36"	¾" x 1 ½"	954	704	789
	48"	¾" x 1 ½"	1,191	913	1,024

Straight Rectangular Bridge Pulls					
Part	Max OA	Grip Size	Stock PC/10BE/BSP	32D/630	32/629
RM7912	12"	¾" x 1 ½"	504	338	379
	24"	¾" x 1 ½"	775	547	615
	36"	¾" x 1 ½"	1,015	757	849
	48"	¾" x 1 ½"	1,256	968	1,083

Offset Pulls					
Part	CTC	Grip Size	Stock PC/10BE/BSP	32D/630	32/629
RM7920	12"	¾" x ¾"	446	287	321
	24"	¾" x ¾"	500	335	375
	36"	¾" x ¾"	557	384	429
	48"	¾" x ¾"	612	431	483
RM7927	12"	1" x 1"	492	315	353
	24"	1" x 1"	550	366	411
	36"	1" x 1"	612	422	473
	48"	1" x 1"	674	474	531
RM7930	12"	¾" x 1 ½"	501	336	376
	24"	¾" x 1 ½"	761	535	599
	36"	¾" x 1 ½"	990	737	825
	48"	¾" x 1 ½"	1,220	935	1,048

- Add \$10.20/in over 48".
- MP (Mid-Post) - Add \$80 each. (Recommended for maximum rigidity on long door pulls. See page 6 for guidelines.)
- Order form available on website.

USA & Canada Prices Effective March 3, 2025

Check the websites for the most updated product information.

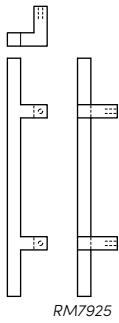
USA: 800 458 2424 • www.rockwoodmfg.com | Canada: 800 461 3007 • www.assaabloydss.ca

Copyright © 2021-2025, ASSA ABLOY Accessories and Door Controls Group, Inc. All rights reserved. Reproduction in whole or in part without the express written permission of ASSA ABLOY Accessories and Door Controls Group, Inc. is prohibited.

ROCKWOOD

ASSA ABLOY

Experience a safer
and more open world



RM7925

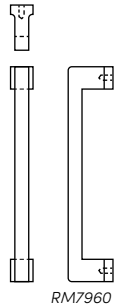
GeoMetek - Narrow Profile Pulls (con't)

Offset Square Bridge Pull					
Part	Max OA	Grip Size	Stock PC/10BE/BSP	32D/630	32/629
RM7925	12"	3/4" x 3/4"	506	345	387
	24"	3/4" x 3/4"	564	395	444
	36"	3/4" x 3/4"	623	448	501
	48"	3/4" x 3/4"	709	498	557
RM7937	12"	1" x 1"	531	362	407
	24"	1" x 1"	592	414	465
	36"	1" x 1"	655	469	526
	48"	1" x 1"	743	523	585

Offset Rectangular Bridge Pull					
Part	Max OA	Grip Size	Stock PC/10BE/BSP	32D/630	32/629
RM7935	12"	3/4" x 1 1/2"	545	380	425
	24"	3/4" x 1 1/2"	814	588	660
	36"	3/4" x 1 1/2"	1,056	800	895
	48"	3/4" x 1 1/2"	1,323	1,008	1,130

Straight Rectangular End Stepped Post Pull					
Part	CTC	Grip Size	Stock PC/10BE/BSP	32D/630	32/629
RM7960	12"	3/4" x 3/4"	504	338	379
	24"	3/4" x 3/4"	570	397	445
	36"	3/4" x 3/4"	637	454	507
	48"	3/4" x 3/4"	734	512	574

- Add \$10.20/in over 48".
- MP (Mid-Post) - Add \$80 each. (Recommended for maximum rigidity on long door pulls. See page 6 for guidelines.)
- Order form available on website.



RM7960

Straight Rectangular End Stepped Post Cast Pull					
Part	CTC	Grip Size	3/605 4/606	10B/613	15/619
RM7960	12"	3/4" x 3/4"	514	528	563

- Order form available on website.

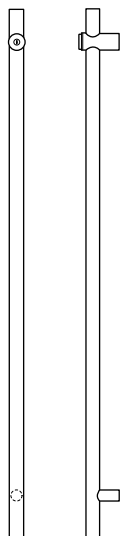
ROCKWOOD
ASSA ABLOY

Experience a safer
and more open world

USA & Canada Prices Effective March 3, 2025
Check the websites for the most updated product information.

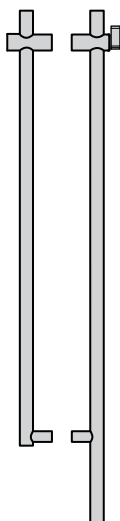
USA: 800 458 2424 • www.rockwoodmfg.com | Canada: 800 461 3007 • www.assaabloydss.ca
Copyright © 2021-2025, ASSA ABLOY Accessories and Door Controls Group, Inc. All rights reserved. Reproduction in whole or in part without the express written permission of ASSA ABLOY Accessories and Door Controls Group, Inc. is prohibited.

Locking Door Pulls



LP3301DBD

PostMount - Round							
Part	Description	3/605 4/606	Stock PC/ 10BE/BSP	10B/613 10BL/614	32D/630	32/629	Translucent PC/4E
LP3301DBD	Half Height Pull - Bolts Down	2,363	1,813	2,552	1,235	1,381	1,994
LP3301DBU	Half Height Pull - Bolts Up	2,593	1,933	2,800	1,332	1,492	2,127
LP3301FHD	Full Height Pull - Bolts Down	2,867	2,048	3,102	1,426	1,598	2,253
LP3301FHU	Full Height Pull - Bolts Up	3,147	2,185	3,400	1,539	1,725	2,403
LP3301FHB	Full Height Pull - Bolts Up and Down	3,466	2,512	3,741	1,808	2,028	2,763
Horizontal Push/Pull Bar Option - Half Height - Bolts Down (DBD)							
LP3301DBDBEPP	Bent End Both Sides	3,143	2,309	3,394	1,698	1,838	2,540
LP3301DBDBEPT	Bent End Thumbturn Side - Mating Side Vertical	2,754	2,062	2,974	1,438	1,611	2,268
LP3301DBDBEPC	Bent End Cylinder Side - Mating Side Vertical	2,754	2,062	2,974	1,438	1,611	2,268
LP3301DBDPMPP	Post Mount Both Sides	3,448	2,464	3,726	1,769	1,983	2,711
LP3301DBDPMPT	Post Mount Thumbturn Side - Mating Side Vertical	3,020	2,198	3,262	1,550	1,738	2,418
LP3301DBDPMPC	Post Mount Cylinder Side - Mating Side Vertical	3,020	2,198	3,262	1,550	1,738	2,418
Horizontal Push/Pull Bar Option - Half Height - Bolts Up (DBU)							
LP3301DBUBEPP	Bent End Both Sides	3,143	2,309	3,394	1,698	1,838	2,540
LP3301DBUBEPT	Bent End Thumbturn Side - Mating Side Vertical	2,754	2,062	2,974	1,438	1,611	2,268
LP3301DBUBEPC	Bent End Cylinder Side - Mating Side Vertical	2,754	2,062	2,974	1,438	1,611	2,268
LP3301DBUPMPB	Post Mount Both Sides	3,448	2,464	3,726	1,769	1,983	2,711
LP3301DBUPMPT	Post Mount Thumbturn Side - Mating Side Vertical	3,020	2,198	3,262	1,550	1,738	2,418
LP3301DBUPMPC	Post Mount Cylinder Side - Mating Side Vertical	3,020	2,198	3,262	1,550	1,738	2,418
Horizontal Push/Pull Bar Option - Full Height - Bolts Up (FHU)							
LP3301FHUBEPT	Bent End Thumbturn Side - Mating Side Vertical	3,537	2,434	3,822	1,743	1,955	2,678
LP3301FHUBEPC	Bent End Cylinder Side - Mating Side Vertical	3,537	2,434	3,822	1,743	1,955	2,678
LP3301FHUPMPT	Post Mount Thumbturn Side - Mating Side Vertical	3,804	2,571	4,108	1,853	2,082	2,828
LP3301FHUPMPC	Post Mount Cylinder Side - Mating Side Vertical	3,804	2,571	4,108	1,853	2,082	2,828
Round - 10" Clearance on Cylinder Side							
LP3305DBD	Round Half Height Pull - Bolts Down / Minimum of 10" Clearance on Keyside of Pull	2,415	1,863	2,604	1,283	1,428	2,049
LP3305FHD	Full Height Pull - Bolts Down	2,930	2,104	3,162	1,479	1,651	2,314
LP3305FHU	Full Height Pull - Bolts Up	3,215	2,243	3,468	1,595	1,782	2,467
LP3305FHB	Full Height Pull - Bolts Up and Down	3,540	2,580	3,814	1,875	2,092	2,838
Horizontal Push/Pull Bar Option - 10" Clearance on Cylinder Side							
Part	Description	3/605 4/606	StockPC 10BE	10B/613 10BL/614	32D/630	32/629	Translucent PC/4E
LP3305DBDBEPP	Bent End Both Sides	3,195	2,359	3,445	1,690	1,884	2,595
LP3305DBDBEPT	Bent End Thumbturn Side - Mating Side Vertical	2,804	2,112	3,024	1,487	1,658	2,324
LP3305DBDBEPC	Bent End Cylinder Side - Mating Side Vertical	2,804	2,112	3,024	1,487	1,658	2,324
LP3305DBDPMPP	Post Mount Both Sides	3,499	2,515	3,776	1,817	2,030	2,767
LP3305DBDPMPT	Post Mount Thumbturn Side - Mating Side Vertical	3,072	2,249	3,313	1,598	1,783	2,474
LP3305DBDPMPC	Post Mount Cylinder Side - Mating Side Vertical	3,072	2,249	3,313	1,598	1,783	2,474



LP3305DBD

- DBD and DBU priced as 51" overall. Add \$13/in. over 96" long for full height or 51" long for half height.
- Horizontal Push/Pull Option, add \$13/in. over 36".
- Order form available when ordering LP3301 and LP3305.

LP3305 has a minimum of 10" clearance on the keyside to reduce interference with mobility devices. Product comes standard with ADA thumbturn.

USA & Canada Prices Effective March 3, 2025

Check the websites for the most updated product information.

USA: 800 458 2424 • www.rockwoodmfg.com | Canada: 800 461 3007 • www.assaabloydss.ca

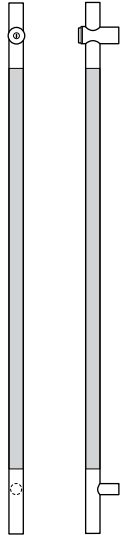
Copyright © 2021-2025, ASSA ABLOY Accessories and Door Controls Group, Inc. All rights reserved. Reproduction in whole or in part without the express written permission of ASSA ABLOY Accessories and Door Controls Group, Inc. is prohibited.

ROCKWOOD

ASSA ABLOY

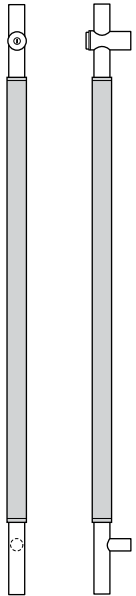
Experience a safer
and more open world

Locking Door Pulls (con't)



LP3401DBD

NeoTek with GripZone - Round			
Part	Description	3/605	32/629
LP3401DBD	Half Height Pull - Bolts Down	2,533	1,484
LP3401DBU	Half Height Pull - Bolts Up	2,779	1,598
LP3401FHD	Full Height Pull - Bolts Down	3,038	1,710
LP3401FHU	Full Height Pull - Bolts Up	3,333	1,846
LP3401FHB	Full Height Pull - Bolts Up and Down	3,653	2,113
Horizontal Push/Pull Bar Option - Half Height - Bolts Down (DBD)			
LP3401DBDBEPB	Bent End Both Sides	3,368	1,972
LP3401DBDBEPT	Bent End Thumbturn Side - Mating Side Vertical	2,950	1,728
LP3401DBDBEPC	Bent End Cylinder Side - Mating Side Vertical	2,950	1,728
LP3401DBDPMPB	Post Mount Both Sides	3,368	1,972
LP3401DBDPMPT	Post Mount Thumbturn Side - Mating Side Vertical	2,950	1,728
LP3401DBDPMPC	Post Mount Cylinder Side - Mating Side Vertical	2,950	1,728
Horizontal Push/Pull Bar Option - Half Height - Bolts Up (DBU)			
LP3401DBUBEPB	Bent End Both Sides	3,696	2,127
LP3401DBUBEPT	Bent End Thumbturn Side - Mating Side Vertical	3,237	1,863
LP3401DBUBEPC	Bent End Cylinder Side - Mating Side Vertical	3,237	1,863
LP3401DBUPMPB	Post Mount Both Sides	3,696	2,127
LP3401DBUPMPT	Post Mount Thumbturn Side - Mating Side Vertical	3,237	1,863
LP3401DBUPMPC	Post Mount Cylinder Side - Mating Side Vertical	3,237	1,863



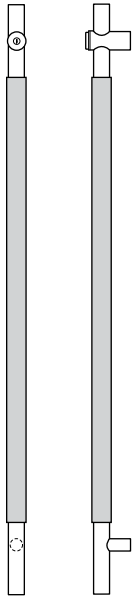
LP6061DBD

English Bridle Leather Wrapped - Round							
Part	Description	3/605 4/606	Stock PC/ 10BE/BSP	10B/613 10BL/614	32D/630	32/629	Translucent PC/4E
LP6061DBD	Half Height Pull - Bolts Down	6,581	5,449	7,106	4,882	5,468	5,995
LP6061DBU	Half Height Pull - Bolts Up	6,809	5,568	7,354	4,991	5,565	6,125
LP6061FHD	Full Height Pull - Bolts Down	8,378	7,015	9,048	6,326	7,084	7,717
LP6061FHU	Full Height Pull - Bolts Up	8,656	7,151	9,347	6,452	7,197	7,866
LP6061FHB	Full Height Pull - Bolts Up and Down	8,976	7,479	9,690	6,753	7,465	8,227
Horizontal Push/Pull Bar Option - Half Height - Bolts Down (DBD)							
LP6061DBDBEPB*	Bent End Both Sides	8,548	6,495	9,231	5,848	6,503	7,145
LP6061DBDBEPT*	Bent End Thumbturn Side - Mating Side Vertical	7,562	5,972	8,169	5,365	5,984	6,569
LP6061DBDBEPC*	Bent End Cylinder Side - Mating Side Vertical	7,562	5,972	8,169	5,365	5,984	6,569
LP6061DBDPMPB*	Post Mount Both Sides	8,548	6,495	9,231	5,848	6,503	7,145
LP6061DBDPMPT*	Post Mount Thumbturn Side - Mating Side Vertical	7,562	5,972	8,169	5,365	5,984	6,569
LP6061DBDPMPC*	Post Mount Cylinder Side - Mating Side Vertical	7,562	5,972	8,169	5,365	5,984	6,569

- DBD and DBU priced as 51" overall, add \$13/in. over 96" long for full height or 51" long for half height.
- Horizontal Push/Pull Option, add \$13/in. over 36".
- Order form available when ordering LP3401.

*Price includes up to 42" of English Bridle Leather on vertical. Other options available upon request.

Locking Door Pulls (con't)




LP6161DBD

Horizontal Push/Pull Bar Option - Half Height - Bolts Up (DBU)							
Part	Description	3/605 4/606	Stock PC/ 10BE/BSP	10B/613 10BL/614	32D/630	32/629	Translucent PC/4E
LP6061DBUBEPB*	Bent End Both Sides	8,778	6,615	9,479	5,957	6,597	7,276
LP6061DBUBEPT*	Bent End Thumbturn Side - Mating Side Vertical	7,792	6,092	8,418	5,474	6,081	6,702
LP6061DBUBEPC*	Bent End Cylinder Side - Mating Side Vertical	7,792	6,092	8,418	5,474	6,081	6,702
LP6061DBUPMPB*	Post Mount Both Sides	8,778	6,615	9,479	5,957	6,597	7,276
LP6061DBUPMPT*	Post Mount Thumbturn Side - Mating Side Vertical	7,792	6,092	8,418	5,474	6,081	6,702
LP6061DBUPMPC*	Post Mount Cylinder Side - Mating Side Vertical	7,792	6,092	8,418	5,474	6,081	6,702
PostMount Upholstery Leather Wrapped - Round							
LP6161DBD	Half Height Pull - Bolts Down	6,451	5,337	6,966	4,779	5,353	5,872
LP6161DBU	Half Height Pull - Bolts Up	6,680	5,458	7,216	4,889	5,451	6,003
LP6161FHD	Full Height Pull - Bolts Down	7,959	6,602	8,595	5,945	6,660	7,263
LP6161FHU	Full Height Pull - Bolts Up	8,235	6,738	8,896	6,070	6,770	7,412
LP6161FHB	Full Height Pull - Bolts Up and Down	8,554	7,065	9,235	6,374	7,039	7,772
Horizontal Push/Pull Bar Option - Half Height - Bolts Down (DBD)							
LP6161DBDBEPB*	Bent End Both Sides	8,336	6,368	9,003	5,731	6,372	7,005
LP6161DBDBEPT*	Bent End Thumbturn Side - Mating Side Vertical	7,393	5,855	7,983	5,290	5,830	6,441
LP6161DBDBEPC*	Bent End Cylinder Side - Mating Side Vertical	7,393	5,855	7,983	5,290	5,830	6,441
LP6161DBDPMPB*	Post Mount Both Sides	8,336	6,368	9,003	5,731	6,372	7,005
LP6161DBDPMPT*	Post Mount Thumbturn Side - Mating Side Vertical	7,393	5,855	7,983	5,290	5,830	6,441
LP6161DBDPMPC*	Post Mount Cylinder Side - Mating Side Vertical	7,393	5,855	7,983	5,290	5,830	6,441
Horizontal Push/Pull Bar Option - Half Height - Bolts Up (DBU)							
LP6161DBUBEPB*	Bent End Both Sides	8,564	6,488	9,250	5,840	6,469	7,137
LP6161DBUBEPT*	Bent End Thumbturn Side - Mating Side Vertical	7,621	5,974	8,233	5,398	5,928	6,571
LP6161DBUBEPC*	Bent End Cylinder Side - Mating Side Vertical	7,621	5,974	8,233	5,398	5,928	6,571
LP6161DBUPMPB*	Post Mount Both Sides	8,564	6,488	9,250	5,840	6,469	7,137
LP6161DBUPMPT*	Post Mount Thumbturn Side - Mating Side Vertical	7,621	5,974	8,233	5,398	5,928	6,571
LP6161DBUPMPC*	Post Mount Cylinder Side - Mating Side Vertical	7,621	5,974	8,233	5,398	5,928	6,571

- DBD and DBU priced as 51" overall, add \$13/in. over 96" long for full height or 51" long for half height.
- *Price includes up to 42" of English Bridle or Upholstery Leather on vertical.
- Other options available upon request.

Locking Door Pulls (con't)



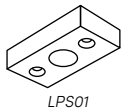
LP7901DBD

GeoMetek Upholstery Leather Wrapped - Square							
Part	Description	3/605 4/606	Stock PC/ 10BE/BSP	10B/613 10BL/614	32D/630	32/629	Translucent PC/4E
LP6440DBD	Half Height Pull - Bolts Down		5,609		5,030	5,632	6,170
LP6440DBU	Half Height Pull - Bolts Up		5,729		5,139	5,730	6,302
LP6440FHD	Full Height Pull - Bolts Down		6,872		6,193	6,935	7,560
LP6440FHU	Full Height Pull - Bolts Up		7,009		6,322	7,048	7,710
LP6440FHB	Full Height Pull - Bolts Up and Down		7,336		6,624	7,317	8,070
GeoMetek - Square							
LP7901DBD	Half Height Pull - Bolts Down		1,920		1,481	1,584	2,112
LP7901DBU	Half Height Pull - Bolts Up		2,045		1,594	1,707	2,250
LP7901FHD	Full Height Pull - Bolts Down		2,175		1,712	1,833	2,392
LP7901FHU	Full Height Pull - Bolts Up		2,318		1,848	1,976	2,550
LP7901FHB	Full Height Pull - Bolts Up and Down		2,668		2,169	2,321	2,935
MegaTek Dummy Pull - Round							
DP3301DBD	Half Height Pull - Bolts Down	1,855	1,386	2,003	988	1,056	1,525
DP3301DBU	Half Height Pull - Bolts Up	1,855	1,386	2,003	988	1,056	1,525
DP3301FHD	Full Height Pull - Bolts Down	2,533	1,710	2,736	1,286	1,375	1,881
DP3301FHU	Full Height Pull - Bolts Up	2,533	1,710	2,736	1,286	1,375	1,881
NeoTek with GripZone Dummy Pull - Round							
DP3401DBD	Half Height Pull - Bolts Down	1,987				1,184	
DP3401DBU	Half Height Pull - Bolts Up	1,987				1,184	
DP3401FHD	Full Height Pull - Bolts Down	2,681				1,539	
DP3401FHU	Full Height Pull - Bolts Up	2,681				1,539	
GeoMetek Dummy Pull - Square							
DP7901DBD	Half Height Pull - Bolts Down		1,598		1,182	1,265	1,757
DP7901DBU	Half Height Pull - Bolts Up		1,598		1,182	1,265	1,757
DP7901FHD	Full Height Pull - Bolts Down		1,987		1,542	1,651	2,186
DP7901FHU	Full Height Pull - Bolts Up		1,987		1,542	1,651	2,186

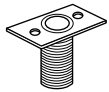
• DBD and DBU priced as 51" overall, add \$13/in. over 96" long for full height or over 51" long for half height.

NOTE: Square Locking Pulls only available in stainless steel finishes.

Locking Door Pull Accessories



LPS01



570

Part	Description	Stock PC/ 10BE/BSP	28/628	32D/630	32/629	Translucent PC/4E			
LPS01	Top Strike - 3/4" x 1 1/2" x 3"	52	48.10	82	91	57			
LPS02	Top Strike - w/Rubber Stop - 3/4" x 2 1/2" x 3"	52	48.10	82	91	57			
LPS03	Top Strike - Stainless Steel - .050" x 1 1/8" x 2 1/4"	52		38	42	57			
LPS04	Transom Strike - 1 1/4"D x 4 1/2"H	166		113	124	182			
LPS05	Transom Strike - 1 1/4"SQ x 4 1/2"H	193		129	147	212			
LPS06	Mortised Header Strike 2" Dia.	195		130	148	214			
LPS07	Top Inswinging Strike	215		191	215	237			
LPS12	Top Strike - w/Adjustable Stops - 3/4" x 1 1/2" x 3"	147		100	113	161			
Part	Description	3/605 4/606	10/612	10B/613	10BE/BSP	15/619	26D/626	26/625	
570	Dust Proof Strike	27.90	26.00	29.00	29.00	46.50	33.90	21.90	28.00
Part	Description	3/605 4/606	10/612 10BL/614	Stock PC/ 10BE/BSP	26/625 26D/626	32D/630	Translucent PC/4E		
RM850	Floor Mounted Stop 1 1/2" Projection	34	36	51	34	40	56		
RM851	Floor Mounted Stop 2 1/2" Projection	74	81	75	74	61	82		
Part	Description	3/605 4/606	10B/613	Stock PC/ 10BE/BSP	32D/630	32/629	Translucent PC/4E		
LPTTD01	Dummy Thumbturn	59	63	54	52	58	59		
Part	Description	3/605 4/606	Stock PC/ 10BE/BSP	32D/630	Translucent PC/4E				
ADA (suffix)	ADA Large Thumbturn - 1 13/16" Projection		56	51	49	56			

NOTE: Thumbturn design differs between the round and square versions.

NOTE: If the 09 cylinder is specified, an add-on charge will be applied.

• Order form available for LPS07.

ROCKWOOD
ASSA ABLOY

Experience a safer
and more open world

USA & Canada Prices Effective March 3, 2025
Check the websites for the most updated product information.

USA: 800 458 2424 • www.rockwoodmfg.com | Canada: 800 461 3007 • www.assaabloydss.ca
Copyright © 2021-2025, ASSA ABLOY Accessories and Door Controls Group, Inc. All rights reserved. Reproduction in whole or in part without the express written permission of ASSA ABLOY Accessories and Door Controls Group, Inc. is prohibited.

Door Pull Accessories

Part	Description	3/605 4/606	Stock PC/ 10BE/BSP	10B/613	32D/630	32/629
DGBKIT	Double Glazed Door Bushing Kit for Glass Doors	107	106	115	88	99

Locking Door Pull with Flat Latch

Part	Description	Stock PC/ 10BE/BSP	32D/630	32/629	Translucent PC/4E
FL3301DBU	Half Height Pull - Bolts Up	7,034	5,040	5,796	7,738
FL3301FHU	Full Height Pull - Bolts Up	7,106	5,393	6,202	7,817
Horizontal Push/Pull Bar Option - Half Height - Bolts Up (DBU)					
FL3301DBUBEPB	Bent End Both Sides	7,382	5,352	6,147	8,120
FL3301DBUBEPT	Bent End Thumbturn Side - Mating Side Vertical	7,153	5,148	5,916	7,868
FL3301DBUBEPC	Bent End Cylinder Side - Mating Side Vertical	7,153	5,148	5,916	7,868
FL3301DBUPMPB	Post Mount Both Sides	7,527	5,482	6,292	8,279
FL3301DBUPMPT	Post Mount Thumbturn Side - Mating Side Vertical	7,278	5,259	6,043	8,006
FL3301DBUPMPC	Post Mount Cylinder Side - Mating Side Vertical	7,278	5,259	6,043	8,006
Horizontal Push/Pull Bar Option - Full Height - Bolts Up (FHU)					
FL3301FHUBEPT	Bent End Thumbturn Side - Mating Side Vertical	7,225	5,502	6,322	7,948
FL3301FHUBEPC	Bent End Cylinder Side - Mating Side Vertical	7,225	5,502	6,322	7,948
FL3301FHUPMPT	Post Mount Thumbturn Side - Mating Side Vertical	7,351	5,613	6,448	8,085
FL3301FHUPMPC	Post Mount Cylinder Side - Mating Side Vertical	7,351	5,613	6,448	8,085

- See page 74 for strike options.

Locking Door Pull with Flat Latch for Inswing

Part	Description	Stock PC/ 10BE/BSP	32D/630	32/629	Translucent PC/4E
INSFL3301DBU	Half Height Pull - Bolts Up	7,034	5,040	5,796	7,738
INSFL3301FHU	Full Height Pull - Bolts Up	7,106	5,393	6,202	7,817
Horizontal Push/Pull Bar Option - Half Height - Bolts Up (DBU)					
INSFL3301DBUBEPB	Bent End Both Sides	7,382	5,352	6,147	8,120
INSFL3301DBUBEPT	Bent End Thumbturn Side - Mating Side Vertical	7,153	5,148	5,916	7,868
INSFL3301DBUBEPC	Bent End Cylinder Side - Mating Side Vertical	7,153	5,148	5,916	7,868
INSFL3301DBUPMPB	Post Mount Both Sides	7,527	5,482	6,292	8,279
INSFL3301DBUPMPT	Post Mount Thumbturn Side - Mating Side Vertical	7,278	5,259	6,043	8,006
INSFL3301DBUPMPC	Post Mount Cylinder Side - Mating Side Vertical	7,278	5,259	6,043	8,006
Horizontal Push/Pull Bar Option - Full Height - Bolts Up (FHU)					
INSFL3301FHUBEPT	Bent End Thumbturn Side - Mating Side Vertical	7,225	5,502	6,322	7,948
INSFL3301FHUBEPC	Bent End Cylinder Side - Mating Side Vertical	7,225	5,502	6,322	7,948
INSFL3301FHUPMPT	Post Mount Thumbturn Side - Mating Side Vertical	7,351	5,613	6,448	8,085
INSFL3301FHUPMPC	Post Mount Cylinder Side - Mating Side Vertical	7,351	5,613	6,448	8,085
Inswing Flat Latch Strike Options					
Part		Stock PC/ 10BE/BSP	32D/630	32/629	Translucent PC/4E
INSFL-1600		715	561	673	894
INSFL-MSK		175	114	146	150

- DBU priced as 51" overall. FHU priced as 96" overall, add \$13/in. for over 51" long for half height or over 96" long for full height.
- Horizontal Push/Pull Option, add \$13/in. over 36".
- For the 09 cylinder there is a \$58 add-on price.
- ADA Thumbturn is standard, no additional charge.
- Order form available when ordering FL3301 and INSFL3301.

USA & Canada Prices Effective March 3, 2025

Check the websites for the most updated product information.

USA: 800 458 2424 • www.rockwoodmfg.com | Canada: 800 461 3007 • www.assaabloydss.ca

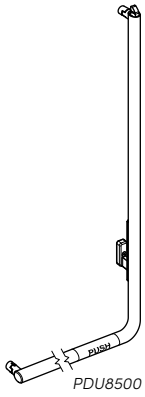
Copyright © 2021-2025, ASSA ABLOY Accessories and Door Controls Group, Inc. All rights reserved. Reproduction in whole or in part without the express written permission of ASSA ABLOY Accessories and Door Controls Group, Inc. is prohibited.

ROCKWOOD

ASSA ABLOY

Experience a safer
and more open world

Panic Device (for Storefront, Wood, and Metal doors)



Part	Latches	Mating Handle Shape	Mating Handle Length	Stock PC/10BE/BSP	32D/630	32/629	32/32D	32D316	32316	Tranlucent PC/4E
PDU8500	Up	None	None	6,817	5,703	6,559	6,672	6,459	7,428	7,499
PDU8500-1	Up	L-Shape	Full	8,673	7,258	8,347	8,492	8,219	9,453	9,541
PDU8500-2	Up	L-Shape	Half	8,467	7,086	8,147	8,288	8,024	9,226	9,314
PDU8500-3	Up	Vertical	Full	8,324	6,999	8,048	8,186	7,926	9,114	9,156
PDU8500-4	Up	Vertical	Half	7,814	6,539	7,518	7,651	7,406	8,514	8,596
PDU8500-5	Up	Vertical	Short	7,502	6,276	7,218	7,342	7,107	8,175	8,252
PDU8500-6	Up	Horizontal	Full	7,502	6,276	7,218	7,342	7,107	8,175	8,252

If door size is over 42" wide or 114" tall there is a \$360 add-on price. Order form available for PDU8500 configurations.

- Security Dogging available, \$52 add-on price.
- To meet California Building Code (2013) Sec.11B-309.4 there is a \$111.00 add-on price.

Dummy Pulls (Pricing is for back-to-back set)										
Part	Mating Handle Shape	Mating Handle Length	Stock PC/10BE/BSP	32D/630	32/629	32/32D	32/BSP	32D316	32316	Tranlucent PC/4E
DDU8000	None	None	1,703	1,344	1,506	1,573	1,791	1,443	1,616	1,873
DDU8000-1	L-Shape	Full	2,384	1,884	2,110	2,205	2,508	2,022	2,265	2,622
DDU8000-2	L-Shape	Half	2,322	1,835	2,055	2,146	2,443	1,969	2,206	2,553
DDU8000-3	Vertical	Full	2,437	1,927	2,158	2,255	2,565	2,068	2,316	2,682
DDU8000-4	Vertical	Half	2,275	1,796	2,012	2,102	2,393	1,928	2,160	2,503
DDU8000-5	Vertical	Short	2,151	1,698	1,902	1,986	2,264	1,823	2,042	2,366
DDU8000-6	Horizontal	Full	2,151	1,698	1,902	1,986	2,264	1,823	2,042	2,366

Order form available.

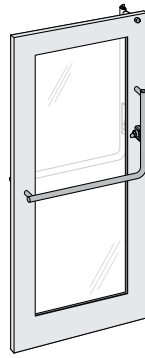
If door size is over 42" wide or 114" tall there is a \$360 add-on price. Engraving to match Panic – add \$150/side.



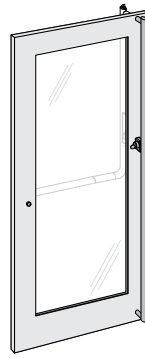
PDU8500



PDU8500-1



PDU8500-2



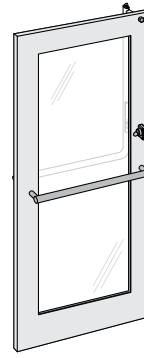
PDU8500-3



PDU8500-4



PDU8500-5



PDU8500-6

ROCKWOOD
ASSA ABLOY

Experience a safer
and more open world

USA & Canada Prices Effective March 3, 2025
Check the websites for the most updated product information.

USA: 800 458 2424 • www.rockwoodmfg.com | Canada: 800 461 3007 • www.assaabloydss.ca
Copyright © 2021-2025, ASSA ABLOY Accessories and Door Controls Group, Inc. All rights reserved. Reproduction in whole or in part without the express written permission of ASSA ABLOY Accessories and Door Controls Group, Inc. is prohibited.

Strikes

Panic Strike Kits (Strike, Shims, Cover) for Stiles 5" or greater, Wood and Hollow Metal Frames.										
Part	Description	Keeper Length	Voltage	Mode	Translucent PC/4E	Stock PC/10BE/BSP	32D/630	32/629	32D316	32316
ESK-SGL-24D	Single Door	3/4"	24V DC	Fail Secure	1,452	1,452	1,229	1,414	1,290	1,438
ESK-DBL-24D	Double Door	3/4"	24V DC	Fail Secure	2,905	2,905	2,458	2,828	2,582	2,876
ESK-SGL-12D	Single Door	3/4"	12V DC	Fail Secure	1,452	1,452	1,229	1,414	1,290	1,438
ESK-DBL-12D	Double Door	3/4"	12V DC	Fail Secure	2,905	2,905	2,458	2,828	2,582	2,876
ESK-SGL-24D-FS	Single Door	3/4"	24V DC	Fail Safe	1,452	1,452	1,229	1,414	1,290	1,438
ESK-DBL-24D-FS	Double Door	3/4"	24V DC	Fail Safe	2,905	2,905	2,458	2,828	2,582	2,876
ESK-SGL-12D-FS	Single Door	3/4"	12V DC	Fail Safe	1,452	1,452	1,229	1,414	1,290	1,438
ESK-DBL-12D-FS	Double Door	3/4"	12V DC	Fail Safe	2,905	2,905	2,458	2,828	2,582	2,876
MSK-SGL	Single Door				249	249	216	248	228	253
MSK-DBL	Double Door				355	355	310	355	325	362
SL100	Security Latch Adapter	Single Manual Strike			2,858	2,858	2,414	2,776		
		Double Manual Strike			5,715	5,715	4,828	5,550		
AC-Rectifier	AC Converter for Electric Strike				90					
ES-SmartpacIII	Power Controller				138					
LCBMA	Door Monitoring				185					

Medium Stile Panic Strike Kits (Strike, Adapter Plate, Cover) for Stiles 3 1/2" and less than 5".										
Part	Description	Keeper Length	Voltage	Mode	Translucent PC/4E	Stock PC/10BE/BSP	32D/630	32/629	32D316	32316
ESK-MS-SGL-24D	Single Door	3/4"	24V DC	Fail Secure	1,672	1,672	1,414	1,626	1,485	1,654
ESK-MS-DBL-24D	Double Door	3/4"	24V DC	Fail Secure	3,342	3,342	2,826	3,253	2,968	3,308
ESK-MS-SGL-12D	Single Door	3/4"	12V DC	Fail Secure	1,672	1,672	1,414	1,626	1,485	1,654
ESK-MS-DBL-12D	Double Door	3/4"	12V DC	Fail Secure	3,342	3,342	2,826	3,253	2,968	3,308
ESK-MS-SGL-24D-FS	Single Door	3/4"	24V DC	Fail Safe	1,672	1,672	1,414	1,626	1,485	1,654
ESK-MS-DBL-24D-FS	Double Door	3/4"	24V DC	Fail Safe	3,342	3,342	2,826	3,253	2,968	3,308
ESK-MS-SGL-12D-FS	Single Door	3/4"	12V DC	Fail Safe	1,672	1,672	1,414	1,626	1,485	1,654
ESK-MS-DBL-12D-FS	Double Door	3/4"	12V DC	Fail Safe	3,342	3,342	2,826	3,253	2,968	3,308
MSK-MS-DBL	Double Door				419	419	356	408	374	416
AC-Rectifier	AC Converter for Electric Strike				90					
ES-SmartpacIII	Power Controller				138					

310-1 Electric Strikes Body Only						
Part	Description	Keeper Length	Voltage	Mode	Price	
ES-310-1-3/4-24D	Electric Strike	3/4"	24V DC	Fail Secure	708	
ES-310-1-3/4-12D	Electric Strike	3/4"	12V DC	Fail Secure	708	
ES-310-1-3/4-24D-FS	Electric Strike	3/4"	24V DC	Fail Safe	708	
ES-310-1-3/4-12D-FS	Electric Strike	3/4"	12V DC	Fail Safe	708	
ES-310-1-1-3/4-24D	Medium Stile Double Electric Strike	3/4"	24V DC	Fail Secure	814	
ES-310-1-1-3/4-12D	Medium Stile Double Electric Strike	3/4"	12V DC	Fail Secure	814	
ES-310-1-1-3/4-24D-FS	Medium Stile Double Electric Strike	3/4"	24V DC	Fail Safe	814	
ES-310-1-1-3/4-12D-FS	Medium Stile Double Electric Strike	3/4"	12V DC	Fail Safe	814	

1600 Panic Strike Kit for Medium and Wide Stiles										
Part	Description	Keeper Length	Voltage	Mode	Translucent PC/4E	Stock PC/10BE/BSP	32D/630	32/629	32D316	32316
ESK-1600-SGL	Single Door	1"	12V/24V AC/DC	Fail Secure or Fail Safe	1,452	1,452	1,229	1,414	1,290	1,438
ESK-1600-DBL	Double Door	1"	12V/24V AC/DC	Fail Secure or Fail Safe	2,905	2,905	2,458	2,828	2,582	2,876
ESK-9100	Single Door	1"	12V/24V AC/DC	Fail Secure or Fail Safe	1,117	1,016	934	1,109		
ESK-9200	Double Door	1"	12V/24V AC/DC	Fail Secure or Fail Safe	2,278	1,881	1,752	2,044		
LM	Lock Monitor				185					

NOTE: Medium stiles are 3 1/2" - less than 5". Wide stiles are over 5". MSK-SGL will work on both wide and medium stiles.

USA & Canada Prices Effective March 3, 2025

Check the websites for the most updated product information.

USA: 800 458 2424 • www.rockwoodmfg.com | Canada: 800 461 3007 • www.assaabloydss.ca

Copyright © 2021-2025, ASSA ABLOY Accessories and Door Controls Group, Inc. All rights reserved. Reproduction in whole or in part without the express written permission of ASSA ABLOY Accessories and Door Controls Group, Inc. is prohibited.

ROCKWOOD

ASSA ABLOY

Experience a safer and more open world

Architectural Finishes

Most of Rockwood's products are available in all of the following architectural finishes. The catalog indicates exceptions. This finish list is grouped by base metal.

Base Metal	Description	Price Book Code	Rockwood Code	BHMA Code
Aluminum	Satin	27	US27	627
Aluminum	Clear Anodized	28	US28	628
Aluminum	Light Bronze Anodized	311	311	—
Aluminum	Medium Bronze Anodized	312	312	—
Aluminum	Dark Bronze Anodized	313	313	710
Aluminum	Extra Dark Bronze Anodized	314	314	—
Aluminum	Black Anodized	315	315	711
Aluminum	White Powder Coat	WPC	WPC	—
Aluminum	Red Powder Coat	RPC	RPC	—
Aluminum	Black Powder Coat	BPC	BPC	—
Brass	Polished Clear Coated	3	US3	605
Brass	Polished No Coating	3NL	US3NL	—
Brass	Satin Clear Coated	4	US4	606
Brass	Satin Oxidized Relieved	5	US5	609
Brass	Satin Nickel Plated Clear Coated	15	US15	619
Brass	Satin Nickel Blackened Relieved Clear Coated	15A	US15A	620
Brass	Flat Black Powder Coated	19	US19	622
Brass	Polished Chrome Plated	26	US26	625
Brass	Satin Chrome Plated	26D	US26D	626
Bronze*	Polished Clear Coated	9	US9	611
Bronze*	Satin Clear Coated	10	US10	612
Bronze*	Satin Black Oxidized Oil Rubbed	10A	US10A	722
Bronze*	Satin Oxidized Oil Rubbed	10B	US10B	613
Bronze*	Satin Oxidized Clear Coated	10BL	US10BL	614
Bronze*	Dark Oxidized Statuary Clear Coated	20A	US20A	624
Stainless Steel	Polished	32	US32	629
Stainless Steel	Satin	32D	US32D	630
Special Finishes (see descriptions)				
Stainless Steel	Satin MicroShield® Coated	32DMS***	US32DMS***	—
Stainless Steel	Polished 316 Alloy	32316***	US32316***	—
Stainless Steel	Satin 316 Alloy	32D316***	US32D316***	—
	Dark Oxidized Satin Bronze, Equivalent	10BE	10BE	(613E)
	Black Suede Powder Coat	BSP	BSP	—
	White Suede Powder Coat	WSP	WSP	—
	Wrought Black Powder Coat	WB	WB	—
	Translucent Brass Powder Coat	4E	4E	—

Special Finishes Description

32DMS (MicroShield®): As part of its promise to provide innovative solutions to their customers, ASSA ABLOY Group companies offer the MicroShield® technology, a silver-based antimicrobial coating designed to inhibit the spread of germs and bacteria.

32316 and **32D316** are made from alloy 316 stainless steel containing molybdenum and extra nickel, giving it substantially higher corrosion resistance than the standard stainless steels typically used in door hardware. This finish is ideal for use in coastal, urban, and industrial areas that have harsh environmental conditions. **32316** (polish) finishes offer the best corrosion resistance and should be used in caustic environments.

10BE Dark Oxidized Satin Bronze equivalent: This finish provides the richness and warmth of the 10B/613 "living" finish, but maintains its original color and appearance and will not fade or wear over time. The 10BE finish is offered by Corbin Russwin, McKinney, Norton, Rixson, Rockwood, SARGENT and Accentra, providing visual consistency between ASSA ABLOY Group brands.

*On most bronze finishes we will supply solid bronze material. Where solid bronze material is not available, we will use brass as a base material with a bronze look powder coat in its place.

***Available on select items as indicated by the finish icon throughout the catalog.

Wood Finishes

Wood species and finishes are found on page 46.



MicroShield® is a registered trademark of ASSA ABLOY Access and Egress Hardware Group, Inc., an ASSA ABLOY Group company.

ROCKWOOD
ASSA ABLOY

Experience a safer
and more open world

USA & Canada Prices Effective March 3, 2025
Check the websites for the most updated product information.

USA: 800 458 2424 • www.rockwoodmfg.com | Canada: 800 461 3007 • www.assaabloydss.ca
Copyright © 2021-2025, ASSA ABLOY Accessories and Door Controls Group, Inc. All rights reserved. Reproduction in whole or in part without the express written permission of ASSA ABLOY Accessories and Door Controls Group, Inc. is prohibited.

Mounting Types

PULL STYLE	PULL ON ONE SIDE OF DOOR						PULL ON BOTH SIDES OF DOOR (BTB)			
	Thru Bolt	Deco Thru Bolt		Concealed			Cone Head/Set Screw		Spanner Collar	
DOOR TYPE	Wood/Metal		Glass	Metal	Metal	Wood	Wood/Metal	Glass	Wood/Metal	Glass
CONE HEADS	NA	NA	NA	Single	Single	Single	Single	Single	NA	NA
MOUNTING TYPE	Type 1	Type 12	Type 15	Type 6	Type 6R	Type 8	Type 5	Type 13	Type 11	Type 14
Standard (STD) Bolt Size	¼"-20	¼"-20	¼"-20	¼"-20	¼"-20	¼"-20	¼"-20	¼"-20		
Price	INCL	30.02	35.47	8.91	14.06	11.68	8.91	16.43		
Heavy Duty (HD) Bolt Size	⅝"-18	⅝"-18	⅝"-18	⅝"-18	⅝"-18	⅝"-18	⅝"-18	⅝"-18		
Price	8.91	35.47	42.03	13.28	19.90	16.33	13.28	20.80		
Extra Heavy Duty (XHD) Bolt Size	¾"-16	¾"-16	¾"-16						¾"-16	¾"-16
Price	13.04	38.75	45.31						33.84	40.38

Straight Pulls											
Pull Type	Dia.	MAXIMUM BOLT SIZE ALLOWED						MAXIMUM BOLT SIZE ALLOWED			
		Type 1	Type 12	Type 15	Type 6	Type 6R	Type 8	Type 5	Type 13	Type 11	Type 14
Straight	⅝"	8-32	STD	STD	8-32	8-32	8-32		STD		
Straight	¾"	HD	HD	HD	STD	STD	STD	STD	STD		
Straight	1"	HD	HD	HD	HD	HD	HD	HD	HD	HD	HD
Straight	1¼"	HD	HD	HD	HD	HD	HD	HD	HD	HD	HD
Straight	1½"	HD	HD	HD	HD	HD	HD	HD	HD	HD	HD

Offset Pulls - Postmount											
Pull Type	Dia.	MAXIMUM BOLT SIZE ALLOWED						MAXIMUM BOLT SIZE ALLOWED			
		Type 1	Type 12	Type 15	Type 6	Type 6R	Type 8	Type 5	Type 13	Type 11	Type 14
Offset	⅝"	8-32	8-32	8-32	8-32	8-32	8-32	8-32	8-32		
Offset	1"	HD	HD	HD	HD	HD	HD	HD	HD		
Offset	1¼"	HD	HD	HD	HD	HD	HD	HD	HD		
Offset	1½"	HD	HD	HD	HD	HD	HD	HD	HD		

Offset Pulls - Tubular Bent Ends											
Pull Type	Dia.	MAXIMUM BOLT SIZE ALLOWED						MAXIMUM BOLT SIZE ALLOWED			
		Type 1	Type 12	Type 15	Type 6	Type 6R	Type 8	Type 5	Type 13	Type 11	Type 14
Offset	1"	XHD	XHD	XHD	HD	HD	HD			XHD	XHD
Offset	1¼"	XHD	XHD	XHD	HD	HD	HD			XHD	XHD
Offset	1½"	XHD	XHD	XHD	HD	HD	HD			XHD	XHD

For all bent 1¼" - 1½" solid Aluminum pulls and bars use the following mountings: (1HD-12HD-6HD-8HD-5HD-15HD-13HD).

Door Pull Mounting Details

Free End Thru Bolt

TYPE 1 - Thru Bolt Wood or Metal Door

Labels: Pull, Finish Washer, Flat Head Machine Screw, Outside, Inside

Type	Bolt Size	Drill Size	Price
1	1/4"-20	9/32	Incl.
1HD	5/16"-18	11/32	8.91
1XHD	3/8"-16	13/32	13.04

TYPE 12 - Decorative Thru Bolt Wood or Metal Door

Labels: Pull, Thru Bolt

Type	Bolt Size	Drill Size	Price
12	1/4"-20	9/32	30.02
12HD	5/16"-18	11/32	35.47
12XHD	3/8"-16	13/32	38.75

TYPE 15 - Decorative Thru Bolt Glass Door

Labels: Plastic Washers, Pull, Thru Bolt, Neoprene Bushing 5/8" Dia. Hole

Type	Bolt Size	Drill Size	Price
15	1/4"-20	5/8	35.47
15HD	5/16"-18	5/8	42.03
15XHD	3/8"-16	5/8	45.31

Free End Concealed

TYPE 6 - Surface Concealed Metal Door

Minimum diameter of pull is 5/8"

Labels: Cone Head Machine Screw, Pull, Set Screw, Reinforcement by others, For doors with rivnuts specify Type 6R

Type	Bolt Size	Drill Size	Price
6	1/4"-20	1/4"-20 Tap	8.91
*6HD	5/16"-18	5/16"-18 Tap	13.28

TYPE 6R - Surface Concealed Metal Door

Minimum diameter of pull is 1"

Labels: Cone Head Machine Screw, Pull, Set Screw, Rivnut

Type	Bolt Size	Drill Size	Price
6R	1/4"-20	N/A	14.06
*6RHD	5/16"-18	N/A	19.90

TYPE 8 - Surface Concealed Wood Door

Labels: Cone Head Machine Screw, Pull, Knife Thread Insert, 1/4"-20 Set Screw

Type	Bolt Size	Drill Size	Price
8	1/4"-20	23/64 - 9/16 dp.	11.68
*8HD	5/16"-18	7/16 - 9/16 dp.	16.33

Back-to-Back

TYPE 5 - Back-to-Back Wood or Metal Door

Minimum diameter of pull is 5/8"

Labels: Cone Head Machine Screw, Pull, Set Screw, Inside, Outside

Type	Bolt Size	Drill Size	Price
5	1/4"-20	9/32	8.91
5HD	5/16"-18	11/32	13.28

TYPE 13 - Back-to-Back Glass Door

Labels: Cone Head Machine Screw, Pull, Set Screw, Washer, Neoprene Bushing 5/8" Dia. Hole, Inside, Outside

Type	Bolt Size	Drill Size	Price
13	1/4"-20	5/8	16.43
*13HD	5/16"-18	5/8	20.80

TYPE 11/11XHD - Back-to-Back w/Spanner Collar - Wood or Metal Door

Minimum diameter of pull is 1"

Labels: Spanner Collar, Pull, RH Thread, Inside, Outside

Type	Bolt Size	Drill Size	Price
11/11XHD	3/8"-16	13/32	33.84

TYPE 14/14XHD - Back-to-Back Glass Door

Minimum diameter of pull is 1"

Labels: Spanner Collar, Felt Washers, Pull, Neoprene Bushing 5/8" Dia. Hole, Inside, Outside

Type	Bolt Size	Drill Size	Price
14/14XHD	3/8"-16	5/8	40.38

*HD mountings feature 2 set screws 180° apart.

RM4800 Mounting Only

RM4800 Series - Thru Bolt Wood or Metal Door

Labels: Pull, Screw, Post

Bolt Size	Drill Size	Price
3/8"-16	5/8	44.45

RM4800 Series - Back-to-Back Wood or Metal Door

Labels: Pull, Screw, Post

Bolt Size	Drill Size	Price
3/8"-16	5/8	44.45

RM790 x RM790 BTB Mounting Only

TYPE 10 - Surface Mounted Wood or Metal Door

Labels: Flat Head Machine Screw, Sleeve, Flat Head Machine Screw, Pull

Type	Bolt Size	Drill Size	Price
10	#8-32	9/32	16.33

Wire or Small Post Mount Pull Mounting

TYPE 1S - Thru Bolt Wood or Metal Door

Labels: Pull, Truss Head Machine Screw, Outside, Inside

Type	Bolt Size	Drill Size	Price
1S	#8-32	13/64	Incl.

TYPE 5S - Back-to-Back Wood or Metal Door

Labels: Brass Collar, Drill 13/64" Hole Through Door, Push, Pull, #8-32 Set Screw

Type	Bolt Size	Drill Size	Price
5S	#8-32	13/64	13.28

TYPE 6S - Surface Concealed Wood or Metal Door

Labels: Brass Collar, Pull, #8-32 Set Screw, Reinforcement by others

Type	Bolt Size	Drill Size	Price
6S	#8-32	13/64 Tap	16.33

TYPE 13S - Back-to-Back Glass Door

Labels: Brass Collar, Plastic Washers, Pull, #8-32 Set Screw, Washer, Neoprene Bushing 5/8" Dia. Hole, Inside, Outside

Type	Bolt Size	Drill Size	Price
13S	#8-32	5/8	20.80

NOTE: This mounting should only be used on pulls with mounting points that are 3/8", 1/2" or 5/8" in diameter.

NOTE: This mounting should only be used on pulls with mounting points that are 1/2" or greater in diameter.

NOTE: This mounting should only be used on pulls with mounting points that are 1/2" or greater in diameter.

NOTE: This mounting should only be used on pulls with mounting points that are 1/2" or 5/8" in diameter.

ROCKWOOD
ASSA ABLOY

Experience a safer and more open world

USA & Canada Prices Effective March 3, 2025

Check the websites for the most updated product information.

USA: 800 458 2424 • www.rockwoodmfg.com | Canada: 800 461 3007 • www.assaabloydss.ca

Copyright © 2021-2025, ASSA ABLOY Accessories and Door Controls Group, Inc. All rights reserved. Reproduction in whole or in part without the express written permission of ASSA ABLOY Accessories and Door Controls Group, Inc. is prohibited.

Push and Pull Bar Mounting Details

Sizing of Push Bars

Flush Doors

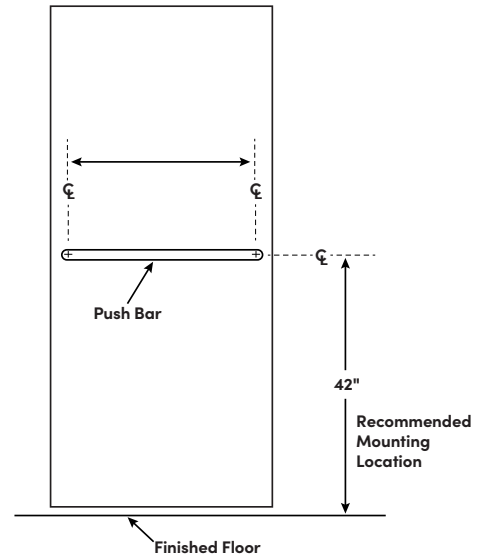
- Door width:
- minus 5" for bent end bars
 - minus 5" for flat end post mount bars
 - minus 7" for round end post mount bars

Stile and Rail Doors or Doors with Lites

- Door width: • minus width of one stile

CAUTION: Always confirm bars will not interfere with jamb or cause pinching hazard.

CAUTION: On narrow stile doors, be sure push bar base fits on the stile and bar does not interfere with the stop.

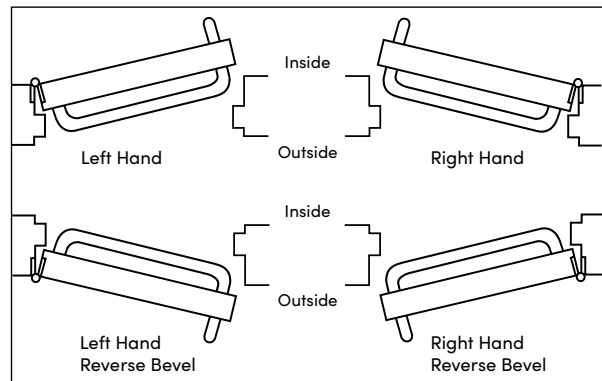


Handing of Doors

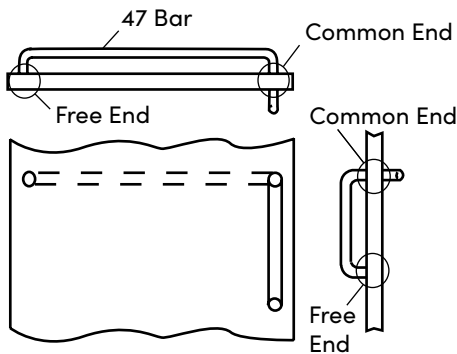
The handing of a door is determined from the outside of the opening.

Standing outside the door:

- If the hinges are on the right, it is a right hand door.
- If the hinges are on the left, it is a left hand door.
- If the door opens away from you, it is a regular bevel door.
- If the door opens toward you, it is a reverse bevel door.



Typical Mounting



USA & Canada Prices Effective March 3, 2025

Check the websites for the most updated product information.

USA: 800 458 2424 • www.rockwoodmfg.com | Canada: 800 461 3007 • www.assaabloydss.ca

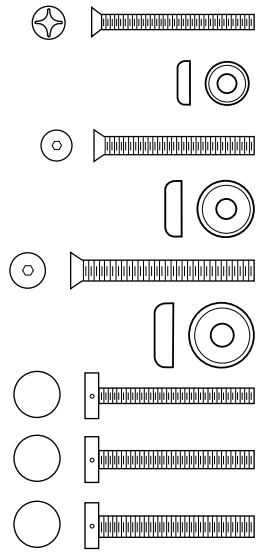
Copyright © 2021-2025, ASSA ABLOY Accessories and Door Controls Group, Inc. All rights reserved. Reproduction in whole or in part without the express written permission of ASSA ABLOY Accessories and Door Controls Group, Inc. is prohibited.

ROCKWOOD

ASSA ABLOY

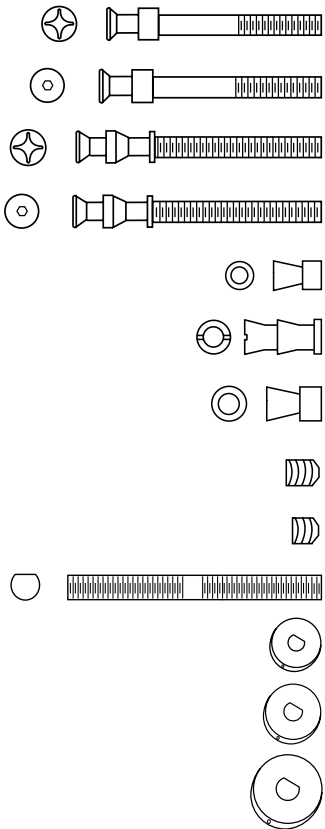
Experience a safer
and more open world

Thru Bolt Mounting - for 1 3/4" Wood and Metal Doors



Part	Description	Mounting Type	Price
SP1004	1/4"-20 x 2 1/4" Flat Head Machine Screw Thru Bolt	1	1.32
SP1005	1/4"-20 Finishing Washer	1	0.93
SP1053	5/16"-18 x 2 1/2" Socket Flat Head Machine Screw Thru Bolt	1HD	3.60
SP1054	5/16"-18 Finishing Washer	1HD	1.33
SP1001	3/8"-16 x 2 1/2" Socket Flat Head Machine Screw Thru Bolt	1XHD	5.58
SP1002	3/8"-16 Finishing Washer	1XHD	1.67
SP1003	1" Diameter Decorative Thru Bolt 1/4"-20 x 2 1/4"	12	15.09
SP1055	1" Diameter Decorative Thru Bolt 5/16"-18 x 2 1/4"	12HD	17.98
SP1041	1 1/4" Diameter Decorative Thru Bolt 3/8"-16 x 2 1/4"	12XHD	17.98

Back-to-Back Mounting - for 1 3/4" Wood and Metal Doors



Part	Description	Mounting Type	Price
SP1025	1/4"-20 x 2 1/4" Cone Head Machine Screw	5	3.92
SP1056	5/16"-18 x 2 1/4" Cone Head Machine Screw	5HD	6.20
SP1052	1/4"-20 x 2 1/4" Double Cone Head Machine Screw (for use with offset pulls)	16	4.64
SP1057	5/16"-18 x 2 1/4" Double Cone Head Machine Screw (for use with offset pulls)	16HD	7.62
SP1027	1/4"-20 Cone Head Union (Used to convert Cone Head to Thru Bolt Hole)	N/A	3.92
SP1079	1/4"-20 Double Cone Head Union (Used to convert Double Cone Head to Thru Bolt Hole)	N/A	6.91
SP1068	5/16"-18 Cone Head Union (Used to convert Cone Head to Thru Bolt Hole)	N/A	6.20
SP1026	1/4"-20 x 5/16" Set Screws (Standard)	N/A	0.93
SP1065	1/4"-20 x 3/16" Set Screw (Short)	N/A	1.22
SP1032	3/8"-16 x 3 1/2" LH/RH Bolt	11	8.18
SP1071	Spanner Collar 1" Diameter for LH/RH Bolt	11	12.37
SP1033	Spanner Collar 1 1/4" Diameter for LH/RH Bolt	11	12.37
SP1072	Spanner Collar 1 1/2" Diameter for LH/RH Bolt	11	13.77

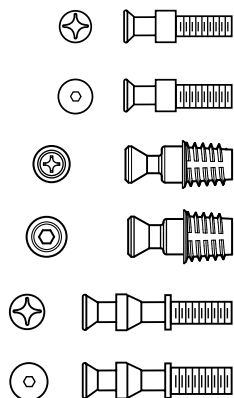
ROCKWOOD
ASSA ABLOY

Experience a safer
and more open world

USA & Canada Prices Effective March 3, 2025
Check the websites for the most updated product information.

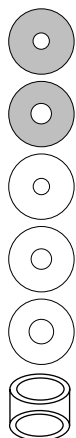
USA: 800 458 2424 • www.rockwoodmfg.com | Canada: 800 461 3007 • www.assaabloydss.ca
Copyright © 2021-2025, ASSA ABLOY Accessories and Door Controls Group, Inc. All rights reserved. Reproduction in whole or in part without the express written permission of ASSA ABLOY Accessories and Door Controls Group, Inc. is prohibited.

Concealed Mounting - for 1 3/4" Wood and Metal Doors



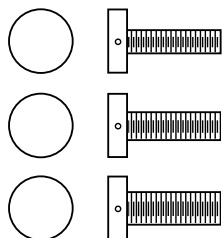
Part	Description	Mounting Type	Price
SP1039	1/4"-20 x 1/2" Cone Head Machine Screw	6 / 6R	3.92
SP1058	5/16"-18 x 1/2" Cone Head Machine Screw	6HD	6.20
SP1080	1/4"-20 Cone Head / Knife Thread Insert	8	6.52
SP1082	5/16"-18 Cone Head / Knife Thread Insert	8HD	6.52
SP1051	1/4"-20 x 1/2" Double Cone Head Machine Screw	17 / 17R	6.20
SP1059	5/16"-18 x 1/2" Double Cone Head Machine Screw	17HD	7.62

Bushings & Washers - for 1/2" Glass Doors



Part	Description	Mounting Type	Price
SP1022	Stainless Steel Washer for 1/4"-20 Cone Head Machine Screw .032" Thick	13	1.67
SP1060	Stainless Steel Washer for 5/16"-18 Cone Head Machine Screw .060" Thick	13HD	1.67
SP1023	Plastic Washer for 1/4"-20 Bolt; Specify Size	13	1.44
SP1061	Plastic Washer for 5/16"-18 Bolt; Specify Size	13HD	1.54
SP1062	Plastic Washer for 3/8"-16 Bolt; Specify Size	14	1.54
SP1024	Glass Door Bushing for 5/8" Hole in Glass; Specify Size	13 / 13HD / 14	1.67

Thru Bolt Mounting - for 1/2" Glass Doors



Part	Description	Mounting Type	Price
SP1020	1" Diameter Decorative Thru Bolt; 1/4"-20 x 1 1/8"	15	15.09
SP1063	1" Diameter Decorative Thru Bolt; 5/16"-18 x 1 1/8"	15HD	17.98
SP1040	1 1/4" Diameter Decorative Thru Bolt; 3/8"-16 x 1 1/8"	15XHD	17.98

USA & Canada Prices Effective March 3, 2025

Check the websites for the most updated product information.

USA: 800 458 2424 • www.rockwoodmfg.com | Canada: 800 461 3007 • www.assaabloydss.ca

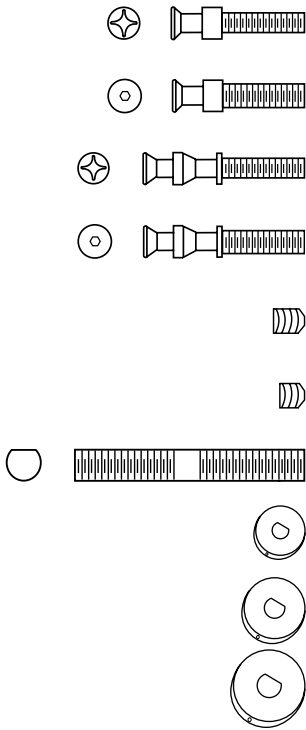
Copyright © 2021-2025, ASSA ABLOY Accessories and Door Controls Group, Inc. All rights reserved. Reproduction in whole or in part without the express written permission of ASSA ABLOY Accessories and Door Controls Group, Inc. is prohibited.

ROCKWOOD

ASSA ABLOY

Experience a safer
and more open world

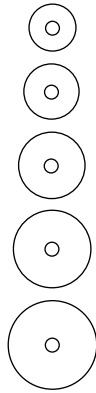
Back-to-Back Mounting - for 1/2" Glass Doors



Part	Description	Mounting Type	Price
SP1021	1/4"-20 x 1 1/8" Cone Head Machine Screw	13	3.92
SP1064	5/16"-18 x 1 1/8" Cone Head Machine Screw	13HD	6.20
SP1067	1/4"-20 x 1 1/8" Double Cone Head Machine Screw	18	6.20
SP1066	5/16"-18 x 1 1/8" Double Cone Head Machine Screw	18HD	7.62
SP1026	1/4"-20 x 5/16" Set Screw (Standard)	N/A	0.93
SP1065	1/4"-20 x 3/16" Set Screw (Short)	N/A	1.22
SP1031	3/8"-16 x 1 3/4" LH/RH Bolt (If SP1031 is ordered and KIT 14 is not called out fastener will be 2 1/4")	14	8.18
SP1071	Spanner Collar 1" Diameter for LH/RH Bolt	14	12.37
SP1033	Spanner Collar 1 1/4" Diameter for LH/RH Bolt	14	12.37
SP1072	Spanner Collar 1 1/2" Diameter for LH/RH Bolt	14	13.77

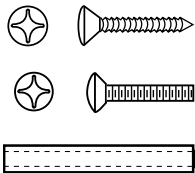
Y Base Plates

Specify bolt hole size and finish. Standard pulls require two plates.



Part	Description	For Use With	Price
SP1073	1/8" Thick x 1 1/16" Diameter	3/4" Diameter Pulls	15.09
SP1074	1/8" Thick x 1 1/4" Diameter	1" Diameter Pulls and Posts	15.09
SP1075	1/8" Thick x 1 1/2" Diameter	1" Diameter Pulls and Posts	15.09
SP1076	1/8" Thick x 1 3/4" Diameter	1" Diameter Pulls and Posts	15.09
SP1077	1/8" Thick x 2" Diameter	1" Diameter Pulls and Posts	15.09

Flush Pull Fasteners



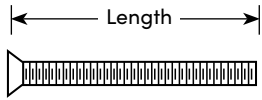
Part	Description	Door Type	Price
SP1006	#8 x 3/4" Oval Head Sheet Metal Screw	Wood or Metal	0.71
SP1007	#8-32 x 3/4" Oval Head Machine Screw	Metal	0.71
SP1034	#8-32 x 1 5/8" Brass Sleeve Machine Screw	Wood or Metal	4.16

ROCKWOOD
ASSA ABLOY

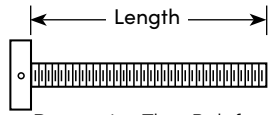
Experience a safer
and more open world

USA & Canada Prices Effective March 3, 2025
Check the websites for the most updated product information.

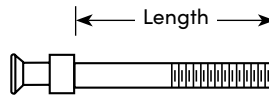
USA: 800 458 2424 • www.rockwoodmfg.com | Canada: 800 461 3007 • www.assaabloydss.ca
Copyright © 2021-2025, ASSA ABLOY Accessories and Door Controls Group, Inc. All rights reserved. Reproduction in whole or in part without the express written permission of ASSA ABLOY Accessories and Door Controls Group, Inc. is prohibited.



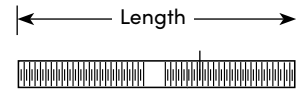
Standard Thru Bolt for Countersunk Holes



Decorative Thru Bolt for Wood or Metal Doors



Cone Head Bolt for Back-to-Back Wood or Metal Doors



LH/RH Bolt without Heads

Mounting Kits for Door Pulls

Part	Mounting Type	Description	Price
KIT1	1	2 ea. 1/4"-20 x 2 1/4" Thru Bolts and 2 ea. Finish Washers; Specify Finish	4.46
KIT1HD	1HD	2 ea. 5/16"-18 x 2 1/2" Thru Bolts and 2 ea. Finish Washers; Specify Finish	8.91
KIT1XHD	1XHD	2 ea. 3/8"-16 x 2 1/2" Thru Bolts and 2 ea. Finish Washers; Specify Finish	13.04
KIT5	5	2 ea. 1/4"-20 x 2 1/4" Cone Head Bolts and 4 ea. Set Screws	8.91
KIT5HD	5HD	2 ea. 5/16"-18 x 2 1/4" Cone Head Bolts and 4 ea. Set Screws	13.28
KIT6	6	2 ea. 1/4"-20 x 1 1/2" Cone Head Bolts and 4 ea. Set Screws	8.91
KIT6HD	6HD	2 ea. 5/16"-18 x 1 1/2" Cone Head Bolts and 4 ea. Set Screws	13.28
KIT11	11	2 ea. 3/8"-16 x 3 1/2" LH/RH Bolt and 2 ea. Spanner Collars for 1 3/4" Doors; Specify Pull Diameter and Finish	33.84
KIT12-1	12	2 ea. 1/4"-20 x 2 1/4" Decorative Thru Bolts; 1" Dia.; Specify Finish	30.02
KIT12-1HD	12HD	2 ea. 5/16"-18 x 2 1/4" Decorative Thru Bolts; 1" Dia.; Specify Finish	35.47
KIT12-1.25XHD	12XHD	2 ea. 3/8"-16 x 2 1/4" Decorative Thru Bolts; 1 1/4" Dia.; Specify Finish	38.75
KIT12-1.5XHD	12XHD	2 ea. 3/8"-16 x 2 1/4" Decorative Thru Bolts; 1 1/2" Dia.; Specify Finish	45.47
KIT13	13	2 ea. 1/4"-20 x 1 1/8" Cone Head Bolts; 2 ea. Metal Washers; 4 ea. Plastic Washers; 2 ea. Bushings for 1/2" Glass Doors; 4 ea. Set Screws; Specify if other than 1/2" Glass	16.43
KIT13HD	13HD	2 ea. 5/16"-18 x 1 1/8" Cone Head Bolts; 2 ea. Metal Washers; 4 ea. Plastic Washers; 2 ea. Bushings for 1/2" Glass Doors; 4 ea. Set Screws; Specify if other than 1/2" Glass	20.80
KIT14	14	2 ea. 3/8"-16 x 2 1/4" LH/RH Bolt; 2 ea. Spanner Collars; 2 ea. Bushings; 4 ea. Washers for 1/2" Glass Doors; Specify Pull Diameter and Finish	40.38
KIT15	15	2 ea. 1/4"-20 x 1 1/8" Decorative Thru Bolts; 1" Dia.; 2 ea. Bushings; 4 ea. Plastic Washers; Specify Finish and Glass Thickness/Hole Size	35.47
KIT15HD	15HD	2 ea. 5/16"-18 x 1 1/8" Decorative Thru Bolts; 1" Dia.; 2 ea. Bushings; 4 ea. Plastic Washers; Specify Finish and Glass Thickness/Hole Size	42.03
KIT15-1.25XHD	15XHD	2 ea. 3/8"-16 x 1 1/8" Decorative Thru Bolts; 1 1/4" Dia.; 2 ea. Bushings; 4 ea. Plastic Washers; Specify Finish and Glass Thickness/Hole Size	45.31
KIT15-1.5XHD	15XHD	2 ea. 3/8"-16 x 1 1/8" Decorative Thru Bolts; 1 1/2" Dia.; 2 ea. Bushings; 4 ea. Plastic Washers; Specify Finish and Glass Thickness/Hole Size	51.84
KIT16	16	2 ea. 1/4"-20 x 2 1/4" Double Cone Head Bolts and 4 ea. Set Screws	13.25
KIT16HD	16HD	2 ea. 5/16"-18 x 2 1/4" Double Cone Head Bolts and 4 ea. Set Screws	16.33

Part	Mounting Type	Description	Price
KIT17	17	2 ea. 1/4"-20 x 1 1/2" Double Cone Head Bolts and 4 ea. Set Screws	13.28
KIT17HD	17HD	2 ea. 5/16"-18 x 1 1/2" Double Cone Head Bolts and 4 ea. Set Screws	16.33
KIT18	18	2 ea. 1/4"-20 x 1 1/8" Double Cone Head Bolts; 2 ea. Metal Washers; 4 ea. Plastic Washers; 2 ea. Bushings for 1/2" Glass Doors; Specify if other than 1/2" Glass and 4 ea. Set Screws	22.75
KIT18HD	18HD	2 ea. 5/16"-18 x 1 1/8" Double Cone Head Bolts; 2 ea. Metal Washers; 4 ea. Plastic Washers; 2 ea. Bushings for 1/2" Glass Doors; Specify if other than 1/2" Glass and 4 ea. Set Screws	26.02
KIT-T1	T1	1 ea. 1/4"-20 X 2 1/4" Cone Head Bolt; 1 ea. 1/4"-20 Cone Head Union; 2 ea. Set Screws; 2 ea. 1/4"-20 x 2 1/4" Dia. Decorative Thru Bolts; Specify Finish	34.48
KIT-T2	T2	1 ea. 1/4"-20 X 1 1/8" Cone Head Bolt; 1 ea. 1/4"-20 Cone Head Union; 2 ea. Set Screws; 2 ea. 1/4"-20 x 1 1/8" - 1" Dia. Decorative Thru Bolts; 1 ea. Metal Washer; 6 ea. Plastic Washers; 3 ea. Bushings; Specify Finish	43.69
KIT-T3	T3	1 ea. 1/4"-20 X 2 1/4" Cone Head Bolt; 1 ea. 1/4"-20 Cone Head Union; 2 ea. Set Screws; 2 ea. 1/4"-20 x 2 1/4" Thru Bolts; 2 ea. Finish Washers; Specify Finish	13.26
KIT-T4	T4	1 ea. 1/4"-20 X 2 1/4" Cone Head Bolt; 2 ea. 1/4"-20 x 1 1/2" Cone Head Bolts; 3 ea. Set Screws	13.37
KIT-T5	T5	1 ea. 1/4"-20 X 2 1/4" Cone Head Bolt; 2 ea. 1/4"-20 x 1 1/2" Cone Head Wood Screws; 3 ea. Set Screws	16.14
KITRM1.25	11x1XHD	2 ea. 3/8"-16 x 2 1/2" Thru Bolts; 2 ea. Finish Washers; 1 ea. 3/8"-16 x 3 1/2" LH/RH Bolt; 1 ea. 1 1/4" Spanner Collar; Specify Finish	30.02
KITRM360	11x12XHD	2 ea. 3/8"-16 x 2 1/4" Decorative Thru Bolts 1 1/4" Dia.; 1 ea. 3/8"-16 x 3 1/2" LH/RH Bolt; 1 ea. 1 1/4" Spanner Collar; Specify Finish	55.66
KITRM360G	14x15XHD	2 ea. 3/8"-16 x 2 1/4" Decorative Thru Bolts 1 1/4" Dia.; 1 ea. 3/8"-16 x 2 1/4" LH/RH Bolt; 1 ea. 1 1/4" Spanner Collar; 3 ea. Bushings; 6 ea. Plastic Washers; Specify Finish	65.50
KITRM1.5	11x1XHD	2 ea. 3/8"-16 x 2 1/2" Thru Bolts; 2 ea. Finish Washers; 1 ea. 3/8"-16 x 3 1/2" LH/RH Bolt; 1 ea. 1 1/2" Spanner Collar; Specify Finish	33.29
KITRM380	11x12XHD	2 ea. 3/8"-16 x 2 1/4" Decorative Thru Bolts 1 1/2" Dia.; 1 ea. 3/8"-16 x 3 1/2" LH/RH Bolt; 1 ea. 1 1/2" Spanner Collar; Specify Finish	65.50
KITRM380G	14x15XHD	2 ea. 3/8"-16 x 2 1/4" Decorative Thru Bolts 1 1/2" Dia.; 1 ea. 3/8"-16 x 1 1/4" LH/RH Bolt; 1 ea. 1 1/2" Spanner Collar; 3 ea. Bushings; 6 ea. Plastic Washers; Specify Finish	75.32

USA & Canada Prices Effective March 3, 2025

Check the websites for the most updated product information.

USA: 800 458 2424 • www.rockwoodmfg.com | Canada: 800 461 3007 • www.assaabloydss.ca

Copyright © 2021-2025, ASSA ABLOY Accessories and Door Controls Group, Inc. All rights reserved. Reproduction in whole or in part without the express written permission of ASSA ABLOY Accessories and Door Controls Group, Inc. is prohibited.

ROCKWOOD

ASSA ABLOY

Experience a safer
and more open world

Notes

USA & Canada Prices Effective March 3, 2025

Check the websites for the most updated product information.

USA: 800 458 2424 • www.rockwoodmfg.com | Canada: 800 461 3007 • www.assaabloydss.ca

Copyright © 2021-2025, ASSA ABLOY Accessories and Door Controls Group, Inc. All rights reserved. Reproduction in whole or in part without the express written permission of ASSA ABLOY Accessories and Door Controls Group, Inc. is prohibited.

ROCKWOOD

ASSA ABLOY

Experience a safer
and more open world

The ASSA ABLOY Group is the global leader in access solutions.
Every day, we help billions of people experience a more open world.

ASSA ABLOY Opening Solutions leads the development within door openings and products for access solutions in homes, businesses and institutions. Our offering includes doors, frames, door and window hardware, mechanical and smart locks, access control and service.

ROCKWOOD®

ASSA ABLOY

Rockwood Manufacturing Company
300 Main St.
Rockwood, PA 15557
www.rockwoodmfg.com
orders.rockwood@assaabloy.com
800 458 2424

(In Canada)
Door Security Solutions Canada
160 Four Valley Drive
Vaughan, ON L4K 4T9
800 461 3007
www.assaabloydss.ca