





Price book 15

Effective February 28, 2025





United States Customer Care

Our Customer Care Representatives are available for questions or assistance.

877-671-7011

Customer service

- Press **1**
- Support@allegion.com

Technical support

- Press **2**
- Mechanical_Locks_TechProdSupport@allegion.com

For new projects or to locate an authorized distributor

- Press **3**

United States Administrative Office

11819 N. Pennsylvania Street
Carmel, IN 46032
allegion.com/us

Canada Customer Care

Our Customer Care Representatives are available for questions or assistance.

- 800-900-4734
- Canada.CustomerService@allegion.com

Technical product support

- Canada.TechServices@allegion.com

Placing orders

You can place orders with Allegion via the fax number or email listed below:

- 1-800-209-4734
- Canada.Orders.Service@allegion.com

Canada Administrative Office

1076 Lakeshore Road East
East Mississauga, Ontario L5E 1E4
allegion.ca

United States Request for quote

Carolinas

(North Carolina, South Carolina, Virginia)
Carolinas.Quotes@allegion.com

Central

(Illinois, Iowa, Kansas, Missouri, Nebraska)
Central.Quotes@allegion.com

Chicago

(Northern Illinois, Wisconsin)
Chicago.Quotes@allegion.com

Florida

Florida.Quotes@allegion.com

Metro New York

(Metro New York, Northern New Jersey)
Metro.Quotes@allegion.com

Michigan

Michigan.Quotes@allegion.com

Mid Atlantic North

(New York, Western Pennsylvania)
Mid.Atlantic.North.Quotes@allegion.com

Mid Atlantic South

(Delaware, Eastern Pennsylvania, Maryland, Northern Virginia, Southern New Jersey, Washington DC)
Mid.Atlantic.South.Quotes@allegion.com

Midwest

(Indiana, Kentucky, Ohio, West Virginia)
Midwest.Quotes@allegion.com

Mountain States

(Colorado, Idaho, Montana, Nevada, Utah, Wyoming)
Mtn.States.Quotes@allegion.com

New England

(Connecticut, Maine, Massachusetts, New Hampshire, Rhode Island, Vermont)
NewEngland.Quotes@allegion.com

North Central

(Minnesota, North Dakota, South Dakota)
NorthCentral.Quotes@allegion.com

Northern California

NoCal.Quotes@allegion.com

Northwest

(Alaska, Oregon, Washington)
Northwest.Quotes@allegion.com

South

(Alabama, Georgia, Louisiana, Mississippi, Tennessee)
South.Quotes@allegion.com

Southern California

(Southern California, Hawaii)
SoCal.Quotes@allegion.com

Southwest

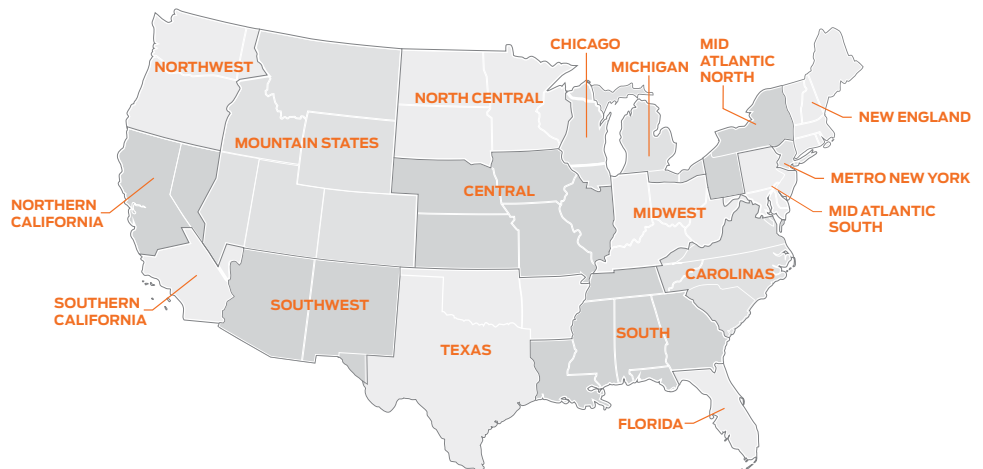
(Arizona, New Mexico)
Southwest.Quotes@allegion.com

Texas

(Arkansas, Texas, Oklahoma)
Texas.Quotes@allegion.com

Canada Request for quote

(All Regions/Provinces)
Quote.Request.Canada@allegion.com





Contents

- Doing business with Allegion 4
- ALX Series | Overview 7
- ALX Series | Functions 10
- ALX Series | Styles 11
- ALX Series | Configure a product 13
- ALX Series | Kits 21
- ALX Series | Parts 24
- ND Series | Overview 31
- ND Series | Functions 34
- ND Series | Styles 40
- ND Series | Configure a product 42
- ND Series | Upgrade kits 55
- ND Series | Parts 56
- B250 Series | Overview 67
- B250 Series | Functions 70
- B250 Series | Styles 71
- B250 Series | Configure a product 72
- B250 Series | Parts 77
- B500 Series | Overview 81
- B500 Series | Functions 84
- B500 Series | Styles 86
- B500 Series | Configure a product 87
- B500 Series | Parts 95
- B600 Series | Overview 99
- B600 Series | Functions 102
- B600 Series | Styles 104
- B600 Series | Configure a product 105
- B600 Series | Parts 112
- L Series | Overview 117
- L Series | Functions 120
- L Series | Styles 130
- L Series | Configure a product 138
- L Series | Distributor Pack program 182
- L Series | Parts 187
- LM9200 Series | Overview 207
- LM9200 Series | Functions 210
- LM9200 Series | Styles 212
- LM9200 Series | Configure a product 219
- LM9200 Series | Parts 231
- CS210 Series | Overview 239
- CS210 Series | Functions 242
- CS210 Series | Styles 243
- CS210 Series | Configure a product 246
- CS210 Series | Parts 253
- LT Series | Overview 257
- LT Series | Functions 260
- LT Series | Style 261
- LT Series | Configure a product 265
- LT Series | Parts 269

- S Series | Overview 271
- S Series | Functions 274
- S Series | Styles 275
- S Series | Configure a product 276
- S Series | Parts 283
- HL Series | Overview 287
- HL Series | Functions 290
- HL Series | Configure a lock 292
- HL Series | Parts 296
- Portable security | Overview 301
- Cylinders 313
- Keys 349
- Cylinder parts 356
- Keys and keying 372
- CL Series | Overview 381
- CL Series | Complete lock 384
- CL Series | Parts 388
- Tools and kits 389
- Merchandising Aids 399
- Forms 400



CYLINDRICAL
DEADBOLTS
MORTISE
MULTIPOINT
INTERCONNECT
TUBULAR
SPECIALTY
PORTABLE
CYLINDERS/KEYS
TOOLS/KITS
MERCHANDISING
FORMS

Policies and Documents

The purchase of Allegion products is governed by the Allegion Authorized Seller Program. For program terms and conditions, and other program details, please visit:

USA www.allegion.com/AuthorizedSeller

CAN www.allegion.ca/policies

For Warranty information, visit us.allegion.com/warranty

or contact Customer Service at:

USA 877-671-7011

CAN 800-900-4734

Sustainability

Allegion can provide sustainability documentation for select products, ensuring transparency and adherence to environmental standards and building certification programs such as LEED and Living Building Challenge. This documentation includes detailed information on the sustainable practices and materials used, helping you make informed decisions that align with your sustainability goals.

To view the full list of products with declarations, please visit:

<https://us.allegion.com/en/resources/sustainability.html>

Keyway definitions

Open keyways

Everest and Everest 29 Open (C and S Key Sections)

Everest and Everest 29 Open (C and S keyways) include non-Primus products with Everest C and Everest 29 S keyways and key sections. Schlage only sells Everest and Everest 29 Open products to commercial security professionals. Commercial security professionals purchasing Everest and Everest 29 Open products from Schlage are permitted to stock and to originate or duplicate keys without signature verification.

Purchasers of Everest and Everest 29 open (C and S) are permitted to resell the products in accordance with their distribution agreement to end users and to other commercial security dealers who have a professional locksmith on staff but are expressly prohibited from selling to:

- i) Any residential retail outlet.
- ii) Any individual or entity purchasing or selling products through any method of auction.

Standard Classic (Obverse) Key Sections- no restriction

Standard keyways are Classic (Obverse) C, CE, E, EF, F, FG, G, H, J, K, L.

Restricted keyways

Everest B, Everest 29 R

All Everest and Everest 29 SFIC (B and R Families) keyways are restricted.

Everest D, Everest 29 T

All Everest D and Everest 29 T keyways are restricted.

Quad, Numbered (“Paracentric”) and Reverse Keyway Family Policy

These keyway families do not require a letter of authorization from the end-user and not available for new master key systems. Orders can be submitted for plugs, 0-bitted and 1-bitted, master keyed, and key blanks; keyed random is not available.



Online ordering is available through Overtur™ Estimate and Order (OEO)

OEO offers much more than placing online orders including:

- Provides net price for direct customers and list price for indirect customers, integrator partners and end-users
- Online Ordering for direct customers
- Automated price updates
- Ability to export price lists and cross-reference guides in Excel
- Configuration and configuration reports, including e-lock configurations
- Request a quote or quote revision from an estimate
- Keying Guide
- Library pre-built hardware sets

How to get it:

1. Login or register at <http://360portal.allegion.com>
2. Find the Estimate and Order Icon and follow the instructions to request access
3. The Online Ordering team will begin working on your access with your Allegion Sales Representative

Traditional ordering methods

United States

✉ Allegion_Orders@allegion.com

☎ 1-800-248-1460

Canada

✉ Canada.Orders.Service@allegion.com

☎ 1-800-209-4734

Training and Troubleshooting



Scan the QR Code to access our resource center or visit

<https://support.oeo.allegion.com/hc/en-us>

Questions or issues should be reported to Online.Ordering.Support@allegion.com for escalation

You can **configure and price a full range of products** using the tables and rules shown in this book.

The simplified structure of pricing and product data in this book creates an easier configuration experience and a quicker update process for future price increases. Pricing logic used in this format makes the product and price easier to understand and has enabled Allegion to provide customers with a **digital data set of pricing, available for download at <http://360portal.allegion.com>**.

As a result, the **How to Order formats have been updated to match the Allegion Catalog Nomenclature (ACN) logic**. ACNs are descriptive, unique identifiers that set standards on how to order products and require default, consistent naming conventions for all product attributes across Allegion brands.

Ordering and forms

	ORDERING OPTIONS	FORM NAME AND NUMBER	NOTES
COMMERCIAL PRODUCTS *	1. Standard Orders These orders are for the comprehensive listing of the current product offering shown in this price book.	Your Purchase Order See information required on your order in withing each product section.	All orders will be processed based on normal factory lead times. An anticipated ship date will be included with each order acknowledgment.
	2. Schlage Innovation Center Orders (RFQ) These orders are for Request For Quote (RFQ) orders which are not covered in the price book and are subject to longer lead times. These orders may not be combined with any Master Keyed or Non-Master Keyed products. Use this process for custom logo requests.	Schlage Innovations Center Product Request Form See the "Innovation Center Product Request Process" on page 6.	These products are not in the price book and must be requested for consideration. Instructions are included in the Innovations Center Product Request Process in this section.
	3. FastTrack Orders These orders are for products in the FastTrack price book and qualify for expedited order processing. This program includes Schlage and Allegion brand products. Please consult your sales representative for FastTrack program availability in your area.	Refer to FastTrack price book.	See current FastTrack price book. USA Phone number 1-877-671-7011 or fax number 1-800-288-4242. CAN Phone number 1-800-209-4734
KEYS	1. Master Keyed Orders These orders are subject to standard lead time and process. Please attach the necessary forms if a restricted key system or Primus order.	Master Keyed Order Form ms-i100.01 Rev. 3/14 ms-i100.02 Rev. 3/14 ms-i150 Rev. 3/14	Use of order forms other than Schlage order forms can result in an increased lead time. An anticipated ship date will be included with each order acknowledgment.
	2. Non-Master Keyed Orders These orders are subject to standard lead time and process. If you are ordering a restricted key system or Primus order, please attach the necessary forms.	Non-Master Keyed Order Form ms-i250 Rev. 3/14 ms-i300 Rev. 3/14	Use of order forms other than Schlage order forms can result in an increased lead time.
	3. Primus Face Sheet Original signed form must accompany any Primus or Primus XP level 3, 4, or 9 order.	Primus Face Sheet ms-e120 Rev. 3/14	Must submit original forms, copies are not accepted.
	4. Primus Signature Card Original signed form must accompany any NEW Primus or Primus XP level 3, 4, or 9 order.	Primus Signature Form ms-e130 Rev. 03/14	Please make sure the form identifies the key system as NEW or EXISTING If removable cores, make sure control keys are ordered. Do not forget to mark the type of keys, stamping information, etc.
	5. Key System Summary Please fill in all appropriate fields. Contact your local RSO sales office for help.	Key System Summary ms-i200 Rev. 3/14 All 4 Pages	All orders will be processed based on normal factory lead times. An anticipated ship date will be included with each order acknowledgment.
RESIDENTIAL	1. Standard Order Plan All residential Schlage, and Dexter by Schlage products currently listed in this price book.	Your Purchase Order See information required on your order in "Forms & Examples" price book tab.	All orders will be processed based on normal factory lead times. An anticipated ship date will be included with each order acknowledgment.

Standard Products

In each tabbed section of this Price Book you will find a comprehensive listing of our current offering per product series. Products should be ordered via the traditional method by designating the product, design, finish, handing, and options for each line item (refer to “How to Order” in the Forms & Examples section of the price book). All orders will be processed based on normal factory lead times. These lead times vary throughout the year and are affected by production volumes, supplier schedules and quantity demands. An anticipated ship date will be included with each order acknowledgment.

Some of the products listed in these sections require extended lead times. You will find the hourglass symbol (⌚) associated with products that require extended lead times so that you are aware of this condition prior to placing your order. Products included in this classification are those items that represent a unique combination of product attributes (i.e. finish, trim, function, etc.) that typically require additional manufacturing care and attention. Products marked “⌚” will routinely exceed normal factory lead times and anticipated ship dates will be indicated with each order acknowledgment.

United States

Schlage Innovation Center
 Custom Special Product Process

Custom products are those not in the price book and must be formally requested as defined below.

What is a Custom Lock?

- Products which at one time were offered for sale by Schlage but are no longer available in the current price book.
- Finishes not listed as standard for a product in the price book.
- “True” custom products, which are new variations on current or past products.
- Custom key and padlock logo requests.

How to Request a Quote for a Custom Lock

- Custom lock products can only be ordered by and shipped to current Allegion Channel Partners
- Obtain the Request for Quote form for specials, RFQ, by:
 - Searching Knowledge Center tool at <http://kc.allegion.com/> for; “How to submit a request for a Schlage special?”
 - Searching us.allegion.com for; “How to submit a request for a Schlage special?”
 - Contact Schlage Product Support at 877-671-7011, option 2, option 1
 - Sending an email request to Mechanical_Locks_TechProdSupport@allegion.com
- Send the completed RFQ form to Mechanical_Locks_TechProdSupport@allegion.com
- Upon receipt Schlage will assign an RFQ#, review, and clarify the request as needed
- Within 5-working days your request will be either denied or approved
 - If approved, Schlage will provide and communicate the RFQ#, NET pricing, and lead time
 - If denied you will be notified with an explanation
- The RFQ# is valid for up to 6 months, once expired the request must be requested

How to Place an Order for a Custom Lock

- To place an order submit the approved RFQ form and associated purchase order with the RFQ# prominently displayed to Order_Entry_Schlage_Commercial@allegion.com
- Changes to the original request after a quote approval may incur additional charges and affect lead time
 - Prior to PO submittal send all change requests to Mechanical_Locks_TechProdSupport@allegion.com
- RFQ items must be ordered on a separate stand-alone purchase order and cannot be on an order with NON-RFQ items

For additional information, please contact Technical Product Support at 877-671-7011.

Canada

Product Request Process

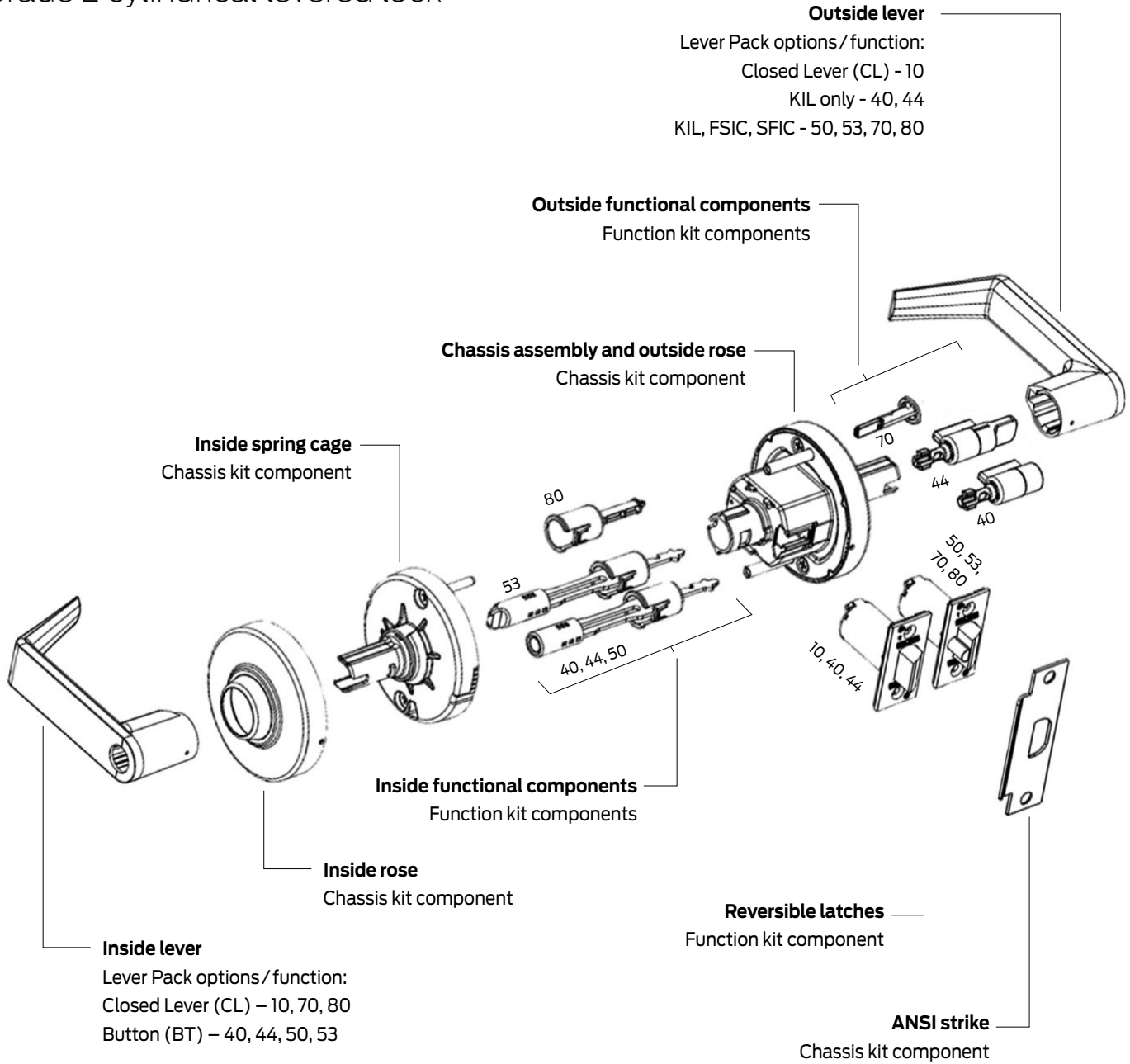
For more details about the RFQ process, please contact your Allegion Sales Representative. If you're unsure about who your Allegion Sales Representative is, please contact Sales Operations at Canada_Sales_Operations@allegion.com for further assistance.

RFQ Form is available on the Allegion Canada website www.allegion.ca/en/home/price-books.html¹

¹ Please scroll to the bottom of the website page to locate these files under the headings “Process” and “Forms”.

ALX SERIES

Grade 2 cylindrical levered lock



Exploded view details the component groupings for each function. All factory configured locks come with proper functional components installed in the lock. See kit details for information on how kit product delivery system can be ordered and managed.

How to order

To order products, attribute values should be provided in the sequence shown below. Each value should be separated by a period.

Line item	Quantity	Required for all lock orders											Options					Keying			
		Brand	Series + Function	Cylinder type (keyed functions only)	Outside style			Inside style			Latch	Strike	Strike lip length	Latch extension	Box for ANSI strike	Pack cylinders loose (PCL)	Screw option	Buy America Act compliant	Keying code	Keyway	Pack keys independently
					Outside lever design	Outside rose design	Outside finish	Inside lever design	Inside rose design	Inside finish											
		1	2	3	4A	4B	4C	5A	5B	5C	6	7	8	9A	9B	9C	9D	9E	10A	10B	10C

Specifying dimensions:

Dimensions should be provided with the whole number followed by a dash and then the fraction of an inch. Example: 1-3/4.

Line item number

Quantity

- 1 **Brand:** Required only when specifying a product Less (LLL) any attribute.
- 2 **Series+Function:** Series combined with function.
- 3 **Cylinder type:** Specify cylinder code for keyed functions.
- 4A **Outside lever design:** Required for all orders.
- 4B **Outside rose design:** Required only when specifying a product Less (LLL) any attribute.
- 4C **Outside finish:** Required for all orders.
- 5A **Inside lever design:** Required only if different from the outside lever design or if specifying a product Less (LLL) any attribute.
- 5B **Inside rose design:** Required only when specifying a product Less (LLL) any attribute.
- 5C **Inside finish:** Specify only if different from the outside finish or if specifying a product Less (LLL) any attribute.
- 6 **Latch:** Leave blank to receive the default latch. Specify part number if non-default latch is required or if specifying a product Less (LLL) any attribute.
- 7 **Strike:** Leave blank to received default strike. Specify part number if non-default strike is required or if specifying a product Less (LLL) any attribute.
- 8 **Strike lip length:** Leave blank for default strike lip length. Specify for non-default strike lip length or if specifying a product Less (LLL) any attribute. Specify with a LIP prefix followed by the lip length dimension. Example: LIP1-3/8.
- 9A-9E **Options:** Specify any desired options.
- 10A **Keying code:** Default keying code is dictated by the selected cylinder type. Leave blank for to receive the default keying code or specify for any other keying code. If ordering a product less any lock attribute, keying code must be specified.
- 10B **Keyway:** Default way is dictated by the selected cylinder type. Leave blank for to receive the default keyway or specify to order any other keyway. If ordering a product less any lock attribute, keying code must be specified.
- 10C **Pack keys independently:** Specify only when requesting that keys be packed independently.

Contents

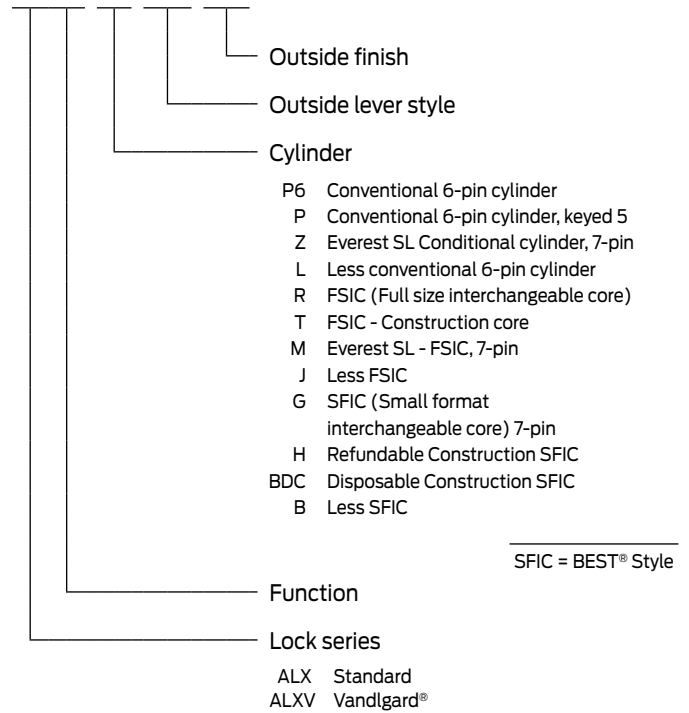
- ALX Series | Overview** 7
- ALX Series | Functions**.....10
- ALX Series | Styles**.....11
- ALX Series | Configure a product**..... 13
 - Cylinder adjustments15
 - Style options16
 - Latches.....17
 - Strikes and strike lip length.....18
 - Options.....19
 - Less components.....19
 - Keying.....20
- ALX Series | Kits**..... 21
- ALX Series | Parts**..... 24
 - Chassis components24
 - Tailpieces.....24
 - Latches.....25
 - Strikes.....26
 - Levers - Schlage Options.....26
 - Roses28
 - Levers - Competitor Options.....29
 - Fasteners30

BAA/ARRA

Contact your local RSO or
Sales Rep. for ordering details

Product identification

ALX53 . P6 . SAT . 626



Finish codes and descriptions

BHMA code		Description
605	(US 3)	Bright Brass
606	(US 4)	Satin Brass
612	(US 10)	Satin Bronze
613	(US 10B)	Oil Rubbed Bronze
619	(US 15)	Satin Nickel
622	(US 19)	Matte Black
625	(US 26)	Bright Chrome
626	(US 26D)	Satin Chrome
626AM		Satin Chrome, Antimicrobial
643e	(US 11)	Aged Bronze

Standard features



Certification	ANSI/BHMA Certified A156.2-2011, Series 4000, Grade 2, UL Listed for 3-hour fire door
Latch	1-1/8" x 2-1/4" Square corner faceplate, 7/8" housing diameter with 1" diameter sleeve, 1/2" throw
Strike	1-1/4" x 4-7/8" ANSI, square corner, no dust box
Backset	2-3/4"
Cylinder	6-pin solid brass, keyed 6-pin, S123 keyway, keyed different (KD)
Door range	1-3/8" through 1-3/4"
Keys	Two nickel silver cut keys per lock, 6-pin, S123 section



ANSI/BHMA Certified A156.2-2011, Series 4000, Grade 2, UL Listed for 3-hour fire door.

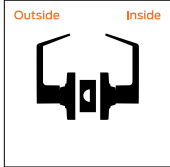
NON-KEYED LOCKS

SCHLAGE ANSI

ALX10 F75

Passage latch

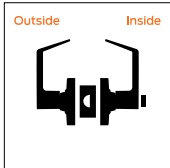
No cylinder; plain lever both sides; spring latch. Both levers always unlocked.



ALX40 F76
ALXV40

Bath/bedroom privacy lock

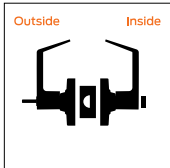
No cylinder; coin turn outside; pushbutton inside; spring latch. Inside push button locks outside lever. Turn inside lever or close door to release button and prevent lock-out; outside coin turn provides emergency access. Field selectable Vandlgard® feature. Inside lever is always free for immediate egress.



ALX44 F76
ALXV44

Hospital privacy lock

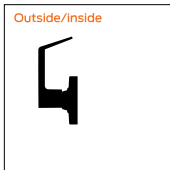
No cylinder; emergency turn outside; push button inside; spring latch. Inside push button locks outside lever. Turn inside lever or close door to release button and prevent lock-out; outside emergency turn provides immediate access for life safety. Field selectable Vandlgard feature. Inside lever is always free for immediate egress.



ALX170

Single dummy trim

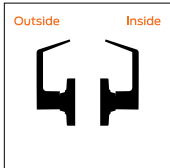
No cylinder; rigid plain lever outside; no hardware inside; no latch. Use as door pull or matching inactive trim.



ALX172 F89

Double dummy trim

No cylinder; rigid plain levers both sides; no latch (latch cover available). Use as door pull or matching inactive trim.



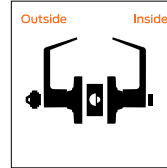
KEYED LOCKS

SCHLAGE ANSI

ALX50 F82
ALXV50

Entrance/office lock

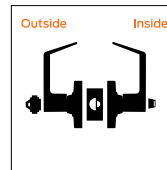
Cylinder outside; push button inside; deadlatch. Inside push button locks outside lever. Unlock with key or by rotating inside lever. Field selectable Vandlgard feature. Inside lever always free for immediate egress.



ALX53 F109
ALXV53

Entrance lock

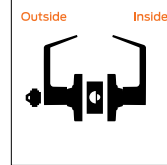
Cylinder outside; push/turn button inside; deadlatch. Inside button locks outside lever by pushing button or pushing and turning button. Pushed button: unlock with key or by rotating inside lever. Push/turn button: key retracts latch only; unlock by returning button to home position then use key or rotate inside lever. Field selectable Vandlgard feature. Inside lever always free for immediate egress.



ALX70 F84
ALXV70

Classroom lock

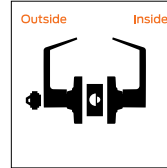
Cylinder outside; plain lever inside; deadlatch. Key locks or unlocks outside lever. Field selectable Vandlgard feature. Inside lever always free for immediate egress.



ALX80 F86
ALXV80

Storeroom lock

Cylinder outside; plain lever inside; deadlatch. Outside lever always locked. Key retracts the latch. Field selectable Vandlgard feature. Inside lever always free for immediate egress.

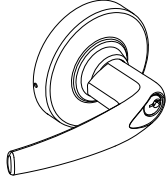


LEVER DESIGNS

ROSE DESIGNS

ATHENS (ATH)

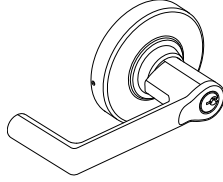
Tactile option: 8AT (milled)



- Lever grade: 1
 Cores:
- KIL ▪ L-CO6
 - FSIC ▪ J-SAR
 - SFIC ▪ J-CO6
 - L-SAR

BOARDWALK (BRK)

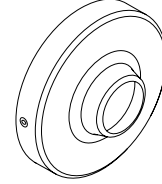
Tactile option: 8BK (knurled)



- Lever grade: 1
 Cores:
- KIL
 - FSIC
 - SFIC

RHODES (RHO)

3-7/16" (87mm) diameter

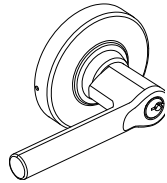


Available roses: Rhodes (RHO)

Available roses: Rhodes (RHO)

BROADWAY (BRW)

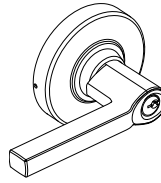
Tactile option: 8BY (knurled)



- Lever grade: 1
 Cores:
- KIL
 - FSIC
 - SFIC

LATITUDE (LAT)

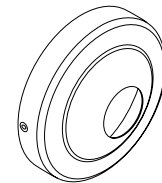
Tactile option: 8LT (milled)



- Lever grade: 1
 Cores:
- KIL
 - FSIC
 - SFIC

OMEGA (OME)

3-7/16" (87mm) diameter

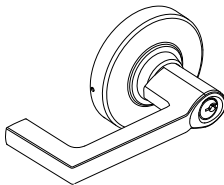


Available roses: Rhodes (RHO)

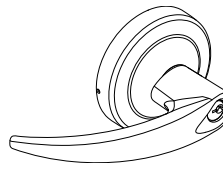
Available roses: Rhodes (RHO)

LONGITUDE (LON)

Tactile option: 8LN (milled)



- Lever grade: 1
 Cores:
- KIL
 - FSIC
 - SFIC

OMEGA (OME)


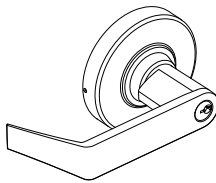
- Lever grade: 1
 Cores:
- KIL
 - FSIC
 - SFIC

Available roses: Rhodes (RHO)

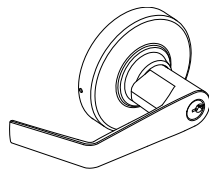
Available roses: Omega (OME)

RHODES (RHO)

Tactile option: 8RO (milled)



- Lever grade: 1
 Cores:
- KIL ▪ L-CO6
 - FSIC ▪ J-SAR
 - SFIC ▪ J-CO6
 - L-SAR ▪ J-CO7

SATURN (SAT)


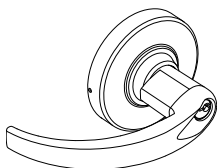
- Lever grade: 2
 Cores:
- KIL

Available roses: Rhodes (RHO)

Available roses: Rhodes (RHO)

SPARTA (SPA)

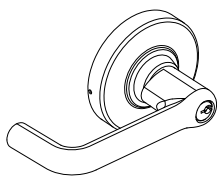
Tactile option: 8SP (milled)



- Lever grade: 1
 Cores:
- KIL ▪ L-CO6
 - FSIC ▪ J-SAR
 - SFIC ▪ J-CO6
 - L-SAR

TUBULAR (TLR)

Tactile option: 8TR (knurled)



- Lever grade: 1
 Cores:
- KIL ▪ L-CO6
 - FSIC ▪ J-SAR
 - SFIC ▪ J-CO6
 - L-SAR

Available roses: Rhodes (RHO)

Available roses: Rhodes (RHO)



FINISH AVAILABILITY

		Bright Brass (605)	Satin Brass (606)	Antique Brass (609)	Satin Bronze (612)	Oil Rubbed Bronze (613)	Satin Nickel (619)	Matte Black (622)	Bright Chrome (625)	Satin Chrome (626)	Bright Stainless Steel (629)	Satin Stainless Steel (630)	Aged Bronze (643e)	Satin Chrome, Antimicrobial (626AM)	Satin Stainless Steel, Antimicrobial (630AM)
LEVERS															
Athens	ATH	605	606	-	612	613	619	622	625	626	-	-	643e	626AM	-
Boardwalk	BRK	605	606	-	612	613	619	622	625	626	-	-	643e	626AM	-
Broadway	BRW	605	606	-	612	613	619	622	625	626	-	-	643e	626AM	-
Latitude	LAT	605	606	-	612	613	619	622	625	626	-	-	643e	626AM	-
Longitude	LON	605	606	-	612	613	619	622	625	626	-	-	643e	626AM	-
Omega	OME	605	606	-	612	613	619	622	625	626	-	-	643e	626AM	-
Rhodes	RHO	605	606	-	612	613	619	622	625	626	-	-	643e	626AM	-
Saturn	SAT	605	606	-	612	613	619	622	625	626	-	-	643e	626AM	-
Sparta	SPA	605	606	-	612	613	619	622	625	626	-	-	643e	626AM	-
Tubular	TLR	605	606	-	612	613	619	622	625	626	-	-	643e	626AM	-
CYLINDER FINISHES															
Complete lock finish		605	606	-	612	613	619	622	625	626	-	-	643E	626AM	-
Coordinating conventional cylinder															
Plug component		606	606	-	606	522	626	622	626	626	-	-	522	626	-
Coordinating FSIC/SFIC cylinder															
Plug (lower) component		606	606	-	606	522	626	622	626	626	-	-	522	626	-
Core face (upper) component		606	606	-	606	522	626	622	626	626	-	-	522	626	-

522 is a simulated 613 finish

You can **configure and price a full range of products** using the tables and rules shown in this section.

The pricing of locks in this section includes the P6 cylinder in an open keyway (where applicable), default latch, strike and a 1-3/4" thick door. Additional modifications are available using the rules and price adjustments on the subsequent pages.

How to order:

- All applicable product attributes must be provided in the order shown below
- Each value must be separated by a period
- If requesting a product "Less (LLL)" any attribute, the entire detailed ACN must be provided
- Fractions will be written with the "/" symbol separating the numerator and the denominator (example 1/2)
- For dimensions that contain a whole number and a fraction, a hyphen "-" will be added after the whole number and before the fraction (example 2-1/2)
- For two dimensions represented together, such as length and width, the values would be separated by an "x" with no spaces
- Finishes should be listed using their BHMA finish as shown in this book

Required for all lock orders															Options			Keying		
Brand	Series + Function	Cylinder type (keyed functions only)	Outside style			Inside style			Latch	Strike	Strike lip length	Latch extension	Box for ANSI strike	Pack cylinders loose (PCL)	Screw option	Buy America Act compliant	Keying code	Keyway	Pack keys independently	
			Outside lever design	Outside rose design	Outside finish	Inside lever design	Inside rose design	Inside finish												
1	2	3	4A	4B	4C	5A	5B	5C	6	7	8	9A	9B	9C	9D	9E	10A	10B	10C	

Only required if specifying less rose

Specify only if different than outside style

Only required when deviating from the product's default. Specify only the deviated attribute(s).

Only required when deviating from the product's default. Specify only the deviated attribute(s).

If ordering a product "Less (LLL)" any attribute, values for each attribute must be provided.

EXAMPLE:

ALX80 . P6 . 8RO . 626 . **RHO**

| | | | |

2 3 4A 4C 5A

Inside lever/knob design different than outside



ALX SERIES

ND SERIES

COMPLETE LOCKS			LEVER STYLES					
ALXV = ALX with Vandlgard feature Split finishes and designs will be priced at the highest list price of the design and/or finish. Keyed function pricing based on P6 cylinder with open S123 keyway. See adjacent page for additional cylinder and keyway options.			SAT	SAT	SAT	ATH BRW BRK LAT LON OME RHO SPA TLR	ATH BRW BRK LAT LON OME RHO SPA TLR	ATH BRW BRK LAT LON OME RHO SPA TLR
			FINISHES					
SERIES + FUNCTION CYL DESCRIPTION			626	605 606 612 619 622 625 643e	613 626AM	626	605 606 612 619 622 625 643e	613 626AM
NON-KEYED FUNCTIONS								
ALX10	Passage latch		\$269.00	\$281.00	\$299.00	\$291.00	\$303.00	\$321.00
ALX40	Bath/bedroom privacy lock		\$305.00	\$317.00	\$335.00	\$327.00	\$339.00	\$357.00
ALXV40	Vandlgard bath/bedroom privacy lock		\$305.00	\$317.00	\$335.00	\$327.00	\$339.00	\$357.00
ALX44	Hospital privacy lock		\$305.00	\$317.00	\$335.00	\$327.00	\$339.00	\$357.00
ALXV44	Vandlgard hospital privacy lock		\$305.00	\$317.00	\$335.00	\$327.00	\$339.00	\$357.00
ALX170	Single dummy trim		\$168.00	\$174.00	\$183.00	\$179.00	\$185.00	\$194.00
ALX172	Double dummy trim		\$252.00	\$264.00	\$282.00	\$274.00	\$286.00	\$304.00
KEYED FUNCTIONS								
ALX50	P6	Entrance/office lock	\$380.00	\$392.00	\$410.00	\$402.00	\$414.00	\$432.00
ALXV50	P6	Vandlgard entrance/office lock	\$380.00	\$392.00	\$410.00	\$402.00	\$414.00	\$432.00
ALX53	P6	Entrance lock	\$380.00	\$392.00	\$410.00	\$402.00	\$414.00	\$432.00
ALXV53	P6	Vandlgard entrance lock	\$380.00	\$392.00	\$410.00	\$402.00	\$414.00	\$432.00
ALX70	P6	Classroom lock	\$380.00	\$392.00	\$410.00	\$402.00	\$414.00	\$432.00
ALXV70	P6	Vandlgard classroom lock	\$380.00	\$392.00	\$410.00	\$402.00	\$414.00	\$432.00
ALX80	P6	Storeroom lock	\$380.00	\$392.00	\$410.00	\$402.00	\$414.00	\$432.00
ALXV80	P6	Vandlgard storeroom lock	\$380.00	\$392.00	\$410.00	\$402.00	\$414.00	\$432.00

⌘ Extended lead time

COMPLETE LOCKS CYLINDER ADJUSTMENTS

Keyed locks on the previous pages are priced including the P6 cylinder with open keyway. Provided below are pricing adjustments based on other available cylinder types. For Primus and Primus XP cylinders, order lock less cylinder and order the Primus or Primus XP cylinder separately.

For complete details on cylinders, tailpieces, keying and keys, including cylinders sold separate, see the [Cylinders](#) and [Keys](#) sections at the back of this book.

CYLINDER ADJUSTMENTS			
Restricted keyways include: Everest 29 R and T keyways, Everest B and D keyways and Classic (Reverse/Quad/Numbered) keyways			
Description	Specify	Price adjustment	
		Open	Restricted
Conventional 6-pin cylinder	P6	\$0.00	\$31.00
Conventional 6-pin cylinder, keyed 5	P	\$0.00	\$31.00
Everest SL Conventional Cylinder, 7-pin	Z	N/A	\$31.00
Less conventional cylinder	L	-\$94.00	
Conventional Primus/Primus XP cylinder	Order separately (Restricted keyways only, see Cylinders section)		
FSIC (Full size interchangeable core)	R	\$46.00	\$77.00
FSIC – Construction Core	T	\$46.00	N/A
Everest SL - FSIC, 7-pin	M	N/A	\$77.00
Less FSIC	J	-\$60.00	
Full size interchangeable Primus/Primus XP core	Order separately (Restricted keyways only, see Cylinders section)		
SFIC (Small format interchangeable core) 7-pin	G	N/A	\$63.00
Refundable Construction SFIC	H	\$30.00	N/A
Disposable Construction SFIC	BDC	-\$60.00	N/A
Less SFIC	B	-\$60.00	
Less FSIC – Corbin Russwin (6-pin) ¹	J-CO6	\$0.00	
Less FSIC – Corbin Russwin (7-pin) ¹	J-CO7	\$0.00	
Less FSIC – Sargent ¹	J-SA	\$0.00	
Less Conventional, Corbin Russwin ¹	L-CO	\$0.00	
Less Conventional, Sargent ¹	L-SA	\$0.00	

Extended lead time

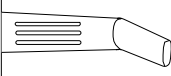
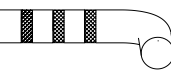
¹ Competitor cores not available on Classroom (70) functions

Construction cores (T and H) have an additional handling charge 50-231

COMPLETE LOCKS

STYLE OPTIONS

Specify on order only if requesting an option other than the default.

MILLED PATTERN	KNURLED PATTERN	OPTIONAL	
		Specify	Price adjustment per lever

TACTILE WARNING				
Athens tactile lever	Milled	-	8AT	\$70.00
Boardwalk tactile lever	-	Knurled	8BK	\$70.00
Broadway tactile lever	-	Knurled	8BY	\$70.00
Latitude tactile lever	Milled	-	8LT	\$70.00
Longitude tactile lever	Milled	-	8LN	\$70.00
Rhodes tactile lever	Milled	-	8RO	\$70.00
Sparta tactile lever	Milled	-	8SP	\$70.00
Tubular tactile lever	-	Knurled	8TR	\$70.00

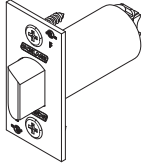
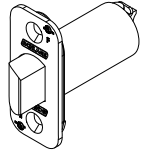
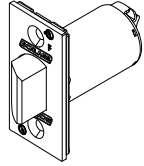

ALX SERIES

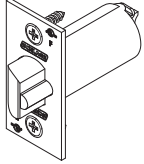
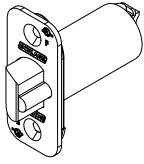
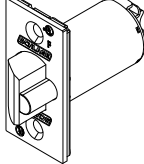
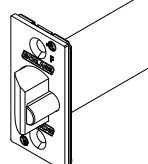
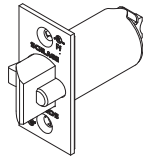
ND SERIES

COMPLETE LOCKS

LATCHES

Specify on order only if requesting an option other than the default.

SPRING LATCH				
47267038 47267046 	47267039 47267048 	47267041 47267050 	47272024 14-010 	

DEADLATCH				
47267042 47267043 	47267051 47267052 	47267045 47267054 	13-247 	14-028 

LATCHES

SPRING LATCH

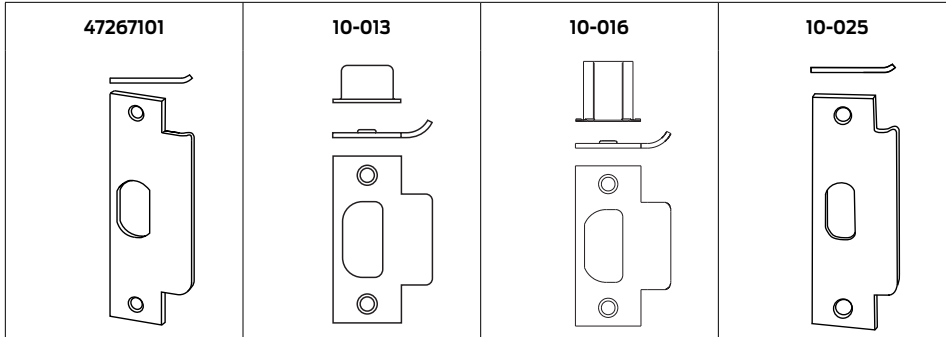
Default	Faceplate description	Backset	Function	Housing diameter	Specify	Price adjustment
▪	1-1/8" x 2-1/4" Square corner	2-3/4"	Restoring	7/8"	47267038	\$0.00
	1" x 2-1/4" Square corner	2-3/4"	Restoring	7/8"	47267039	\$0.00
	1" x 2-1/4" Round corner	2-3/4"	Restoring	7/8"	47267041	\$0.00
	1-1/8" x 2-1/4" Square corner	2-3/8"	Restoring	7/8"	47267046	\$0.00
	1" x 2-1/4" Square corner	2-3/8"	Restoring	7/8"	47267048	\$0.00
	1" x 2-1/4" Round corner	2-3/8"	Restoring	7/8"	47267050	\$0.00
	1-1/8" x 2-1/4" Square corner (based on 13-248); (1" housing diameter only)	2-3/4"	Restoring	1"	47272024	\$46.30
	1-1/8" x 2-1/4" Square corner; (1" housing diameter only)	3-3/4"	Non-Restoring	1"	14-010	\$76.00

DEADLATCH

Default	Faceplate description	Backset	Function	Housing diameter	Specify	Price adjustment
▪	1-1/8" x 2-1/4" Square corner	2-3/4"	Non-Restoring	7/8"	47267042	\$0.00
	1" x 2-1/4" Square corner	2-3/4"	Non-Restoring	7/8"	47267043	\$0.00
	1" x 2-1/4" Round corner	2-3/4"	Non-Restoring	7/8"	47267045	\$0.00
	1-1/8" x 2-1/4" Square corner	2-3/8"	Non-Restoring	7/8"	47267051	\$0.00
	1" x 2-1/4" Square corner	2-3/8"	Non-Restoring	7/8"	47267052	\$0.00
	1" x 2-1/4" Round corner	2-3/8"	Non-Restoring	7/8"	47267054	\$0.00
	1-1/8" x 2-1/4" Square corner (1" housing diameter only)	2-3/4"	Non-Restoring	1"	13-247	\$47.00
	1-1/8" x 2-1/4" Square corner (1" housing diameter only)	3-3/4"	Non-Restoring	1"	14-028	\$76.00
	1-1/8" x 2-1/4" Square corner anti-friction fire latch (1" housing diameter only and 3/4" bolt projection)	2-3/4"	Non-Restoring	1"	14-042	\$456.00

COMPLETE LOCKS
STRIKES AND STRIKE LIP LENGTH

Specify on order only if requesting an option other than the default.



STRIKES					
Default	Description	Default lip length	Specify		Price adjustment
			Part number	Lip length	
▪	ANSI, no box, 1-1/4" x 4-7/8"	1-3/16"	47267101	-	\$0.00
	ANSI, no box, 1-1/4" x 4-7/8"	1-3/8"	10-025	.LIP1-3/8	\$42.40
	ANSI, no box, 1-1/4" x 4-7/8"	1-1/2"	10-025	.LIP1-1/2	\$42.40
	Square corner T-strike, dust box, 1-1/8" x 2-3/4"	1-1/8"	10-013	-	\$0.00
	Square corner T-strike, dust box, 1-1/8" x 2-3/4"	1-1/2"	10-013	LIP1-1/2	\$0.00
	Square corner T-strike with deep dust box for 3/4" fire latch, 1-1/8" x 2-3/4"	1-1/8"	10-016	-	\$0.00
	Square corner, full lip, no box, 1-5/8" x 2-1/4"	1-1/8"	10-026	-	-\$11.80
	1/4" Radius round corner, full lip, no box, 1-5/8" x 2-1/4"	1-1/8"	10-027	-	-\$11.80



COMPLETE LOCKS

OPTIONS

LATCH EXTENSION		
Description	Specify	Price adjustment
5" - Backset extension link - requires reinforcement when used in hollow metal door applications; backset link must be used with 2-3/4" backset latches	43-005	\$49.90
BOX FOR ANSI STRIKE		
Description	Specify	Price adjustment
Plastic dust box for ANSI strike - finish not required	K510-066	\$0.00
PACK CYLINDERS LOOSE		
Description	Specify	Price adjustment
Pack cylinders loose in box	PCL	\$0.00
SCREW OPTIONS		
Description	Specify	Price adjustment
Standard screws	SCRSTD	\$0.00
Tamper resistant Torx® screws for latch and strike	TORX	\$32.30
BUY AMERICA ACT		
Description	Specify	Price adjustment
Buy America Act Compliant	BAA	\$25.00

COMPLETE LOCKS

LESS COMPONENTS

Deductions are applied to complete lock prices. When requesting a product "Less (LLL)" any attribute, the entire detailed ACN must be provided.

LOCKS LESS COMPONENTS		
Description	Specify	Price adjustment
Less each knob or lever	LLL	-\$18.90
Less each rose or turn	LLL	-\$14.10
Less spring latch	LLL	-\$84.50
Less deadlatch	LLL	-\$84.50
Less strike	LLL	-\$22.90

Note: Individual chassis available for sale. Less both knob/lever and rose is N/A.



COMPLETE LOCKS KEYING

Specify on order only if requesting an option other than the default. Control keys are not furnished with locks and must be purchased separately. See [Keys section](#) at the back of this book.

For complete details on cylinders, tailpieces, keying and keys, see the [Cylinders](#) and [Keys](#) sections at the back of this book.

KEYING		Default	Optional	Default	Optional	Default	Optional	Default	Optional	Default	Optional	Default	Optional
Specify	Description	P6	P	Z	R	T	M	G	H				
KD	Keyed different	▪	▪										
KA-OBIT	Keyed alike 0 bitted		▪										
KA-1BIT	Keyed alike 1 bitted				▪								
KAGRP	Keyed alike by group		▪	▪		▪							
KAQTY	Keyed alike by qty		▪	▪									
KEYSPECIFIC	Keyed alike to specific combination (Keys must be ordered separately)		▪	▪		▪							
MK	Master keyed		▪	▪	▪	▪		▪	▪				
SPLIT	Split key construction keyed		▪										
RCK	Lost ball construction keyed			▪									
RMK	Residential master keyed			▪									
RCK/RMK	Lost ball construction keyed and res. master keyed			▪									
ICC	FSIC construction keyed, (default)					▪							
ICA	FSIC construction keyed, (if specified)*						▪						
ICB	FSIC construction keyed, (if specified)						▪						
BRN	SFIC construction keyed, Brown (default)											▪	
GRN	SFIC construction keyed, Green (if specified)*												▪

* Default in Canada

KEYWAY											
Specify keyway	Keyway family	Default keyway		P6	P	Z	R	T	M	G	H
		Non-masterkeyed	Masterkeyed								
[]	Everest 29 S (Open) Default if not specified	S123	S145	▪			▪				
[]	Obverse (Open)	C	E	▪	▪		▪	▪			
[]	Everest C (Open)	C123	C145	▪			▪				
[]	Everest D (Restricted)	D123	D145	▪			▪				
[]	Everest 29 T (Restricted)	T123	T145	▪			▪				
[]	Quad (Restricted)	Customer directed		▪			▪				
[]	Numbered (Restricted)	Customer directed		▪			▪				
[]	Reverse (Restricted)	Customer directed		▪			▪				
[]	Everest B (Restricted)	N/A	B125			▪			▪	▪	
[]	Everest 29 R (Restricted)	N/A	R125			▪			▪	▪	
[]	Best	A	N/A								▪

For a complete list of keying related charges, see the [Cylinders](#) and [Keys](#) sections at the back of this book.
Keys must be ordered separately for all construction keyed options.

KIT SYSTEM

CYLINDRICAL KIT ORDERING DETAILS

Chassis kits

Order elements		Specifiable elements			Support components	
Line item	Qty (1/item)	Series	Kit code	Finish	Rose	Strike
1	#	ALX	CK	[]	Rhodes (03-042)	ANSI (47267038)

Examples

Order elements		Specifiable elements		
Line item	Qty	Series	Kit code	Finish
1	10	ALX	CK	626
2	25	ALX	CK	622

Finish options:

605 622
606 625
612 626
613 643e
619

Function kit packs

Order elements		Specifiable elements				
Line item	Qty (5/item)	Series	Kit code	Function	Finish	Backset
1	#	ALX	FK	[]	[]	[]

Function options:

10 44 53 80
40 50 70 LS

Finish options:

605 612 619 625 643e
606 613 622 626

Backset options:

234
(47267038 or 47267042)
238
(47267048 or 47267052)

Examples

Order elements		Specifiable elements				
Line item	Qty	Series	Kit code	Function	Finish	Backset
1	10	ALX	FK	40	622	238
2	25	ALX	FK	53	626	234

Lever packs

Order elements		Specifiable elements				
Line item	Qty (5/item)	Series	Kit code	Core	Finish	Lever style
1	#	SCH	LP	[]	[]	[]

Core options:

CL (closed) FSIC J-SA J-CO7
BT (button) SFIC L-CO
KIL (open/KIL) L-SA J-CO6

Lever style options:

ATH RHO
BRK SAT
BRW SPA
LAT TLR
LON

Finish options:

605 612 619 625 643e
606 613 622 626

Examples

Order elements		Specifiable elements				
Line item	Qty	Series	Kit code	Function	Finish	Lever style
1	10	ALX	LP	KIL	626	SAT
2	25	ALX	LP	BT	626	SAT

- 1) If desired feature isn't shown in the available options, it needs to be ordered via a fully configured lock or as a part
- 2) Confirm available lever core/style options on the trim page

BUILDING LOCKS WITH KITS

Desired lock: ALX40 with Saturn levers, 622 finish, and a 2-3/8" backset

Step	Kit description	Series /Part	Kit	Function /core	Finish	Backset/lever style
1	Chassis kit	ALX	CK		622	
2	Function kit	ALX	FK	40	622	238
3	Lever pack - outside Lever pack - inside	SCH	LP	KIL BT	622	SAT

Desired lock: ALX80 with FSIC core, Athens levers, 626 finish, and a 2-3/4" backset

Step	Kit description	Series /Part	Kit	Function /core	Finish	Backset/lever style
1	Chassis kit	ALX	CK		626	
2	Function kit	ALX	FK	80	626	234
3	Lever pack - outside Lever pack - inside	SCH	LP	BT FSIC	626	ATH
4	Cylinder + tailpiece	23-030+N523-127			626	


Desired lock: ALXV50 with KIL core, Latitude levers, 613 finish, and a 2-3/4" backset

Step	Kit description	Series /Part	Kit	Function /core	Finish	Backset/lever style
1	Chassis kit	ALX	CK		613	
2	Chassis modification - Vandgard	ALX	FK	80	626	234
3	Function kit	ALX	FK	50	613	234
4	Lever pack - outside Lever pack - inside	SCH	LP	BT KIL	613	LAT
5	Cylinder + tailpiece	21-020			613	

KIT PRICING ANALYSIS

Lock description	Locks	=	Chassis kit	Function kit	Core+ tailpiece	Lever (Qty 1 of 5)	
						Outside	Inside
ALX40 SAT 622	\$317.00	=	\$192.00	\$87.00	\$0.00	\$19.00	\$19.00
ALX80 R ATH 626	\$448.00	=	\$180.00	\$69.00	\$110.00	\$29.00	\$60.00
ALXV50 P LAT 613	\$432.00	=	\$211.00	\$69.00	\$94.00	\$29.00	\$29.00

KIT DETAILS



Chassis kit

- Specifying finish for (2) Rhodes roses and ANSI strike
- ANSI strike comes with pre-installed screws

Function kits

- Function kits include latches
 - 2-3/4" backset latches use 1-1/8" x 2-1/4" faceplate
 - 2-3/8" backset latches use 1" x 2-1/4" faceplate
- All latches have sleeves to support 1" latch bore and pre-installed screws
- Locksmith (LS) 5 functions mix pack available

Lever packs

- Needs function and cylinder format to understand outside and inside lever combinations

KIT SYSTEM

STEP 1: SPECIFY CHASSIS KIT FINISH		FINISHES		
		626	605, 606, 612, 619, 622, 625, 643e	613
Description	Specify	Price		
Grade 2 capable chassis kit with Rhodes roses and ANSI strike; specify finish	ALX.CK.[Finish]	\$180.00	\$192.00	\$210.00

STEP 2: SPECIFY FUNCTION, FINISH, AND BACKSET				
NON-KEYED FUNCTIONS - A SINGLE FUNCTION IN PACKS OF 5				
Description	Specify			Price
	Function	Finish	Backset	
ALX10 passage function kits with 2-3/4" backset latch	ALX.FK10	.[Finish]	.234	\$269.00
ALX10 passage function kits with 2-3/8" backset latch	ALX.FK10	.[Finish]	.238	\$269.00
ALX40 privacy function kits with 2-3/4" backset latch	ALX.FK40	.[Finish]	.234	\$305.00
ALX40 privacy function kits with 2-3/8" backset latch;	ALX.FK40	.[Finish]	.238	\$305.00
ALX44 hospital privacy function kits with 2-3/4" backset latch	ALX.FK44	.[Finish]	.234	\$305.00
ALX44 hospital privacy function kits with 2-3/8" backset latch	ALX.FK44	.[Finish]	.238	\$305.00
KEYED FUNCTIONS - A SINGLE FUNCTION IN PACKS OF 5				
Description	Specify			Price
	Function	Finish	Backset	
ALX50 entrance/office function kits with 2-3/4" backset latch	ALX.FK50	.[Finish]	.234	\$380.00
ALX50 entrance/office function kits with 2-3/8" backset latch	ALX.FK50	.[Finish]	.238	\$380.00
ALX53 entrance function kits with 2-3/4" backset latch	ALX.FK53	.[Finish]	.234	\$380.00
ALX53 entrance function kits with 2-3/8" backset latch	ALX.FK53	.[Finish]	.238	\$380.00
ALX70 classroom function kits with 2-3/4" backset latch	ALX.FK70	.[Finish]	.234	\$380.00
ALX70 classroom function kits with 2-3/8" backset latch	ALX.FK70	.[Finish]	.238	\$380.00
ALX80 storeroom function kits with 2-3/4" backset latch	ALX.FK80	.[Finish]	.234	\$380.00
ALX80 storeroom function kits with 2-3/8" backset latch	ALX.FK80	.[Finish]	.238	\$380.00
LOCKSMITH MIX PACK - 1 EACH OF 5 FUNCTIONS				
Description	Specify			Price
	Function	Finish	Backset	
One each of a ALX10/40/50/53/80 function kits with 2-3/4" backset latch	ALX.FK.LS	.[Finish]	.234	\$345.00
One each of a ALX10/40/50/53/80 function kits with 2-3/8" backset latch	ALX.FK.LS	.[Finish]	.238	\$345.00



ALX SERIES

ND SERIES

KIT SYSTEM

STEP 3 - SPECIFY LEVER PACK CORE, FINISH, AND STYLE (CORE TYPES DEFINED BY FUNCTION AND CYLINDER NEEDS)		Available finishes													
		605	606	609	612	613	619	622	625	626	629	630	643e	626AM	630AM
		▪	▪	N/A	▪	▪	N/A	▪	▪	▪	N/A	N/A	▪	N/A	N/A
Description	Style options		Specify				Price								
			Lever pack	Core	Finish	Lever design									
CL (Closed) BT (Button) KIL (Key-in-lever)	SAT (Saturn)		SCH.LP	.[Core]	.[Finish]	.[Style]	.[Lever design]	\$94.00							
CL (Closed) BT (Button) KIL (Key-in-lever)	ATH (Athens) BRW (Broadway) BRK (Boardwalk) LAT (Latitude)	LON (Longitude) RHO (Rhodes) SPA (Sparta) TLR (Tubular)	SCH.LP	.[Core]	.[Finish]	.[Style]	.[Lever design]	\$151.00							
FSIC	ATH (Athens) BRW (Broadway) BRK (Boardwalk) LAT (Latitude)	LON (Longitude) RHO (Rhodes) SPA (Sparta) TLR (Tubular)	SCH.LP	.FSIC	.[Finish]	.[Style]	.[Lever design]	\$296.00							
SFIC	ATH (Athens) BRW (Broadway) BRK (Boardwalk) LAT (Latitude)	LON (Longitude) RHO (Rhodes) SPA (Sparta) TLR (Tubular)	SCH.LP	.SFIC	.[Finish]	.[Style]	.[Lever design]	\$218.00							
L-SAR L-CO6 J-SAR J-CO6	ATH (Athens) RHO (Rhodes) SPA (Sparta) TLR (Tubular)		SCH.LP	.[Core]	.[Finish]	.[Style]	.[Lever design]	\$530.00							
J-CO7	RHO (Rhodes)		SCH.LP	.J-CO7	.[Finish]	.[Style]	.[Lever design]	\$530.00							

STEP 4 - SELECT CYLINDER KIT OR BULK PACK OPTION (IF NECESSARY). INDIVIDUAL CYLINDERS ARE LISTED IN THE CYLINDERS TABLE.

Please refer to the cylinder kit options on page 342.



PARTS

CHASSIS COMPONENTS Ordering instructions: Specify part number and finish. Separate values with a period.	Available finishes													
	605	606	609	612	613	619	622	625	626	629	630	643e	626AM	630AM
	▪	▪	N/A	▪	▪	N/A	▪	▪	▪	N/A	N/A	▪	▪	N/A
Assembly	Related functions	Specify for sold separate		Price										
		Part number	Finish											
Chassis assembly - universal (not compatible with AL latches)	10, 40, 44, 50, 53, 70, 80	47267022	-	\$238.00										
Chassis assembly - exterior 170	170	47268754	-	\$72.50										
Chassis assembly - exterior 172	172	47268755	-	\$72.50										
Chassis assembly - interior 172	172	47268756	-	\$72.50										
Inside spring cage assembly	10, 40, 44, 50, 53, 70, 80	47267025	-	\$152.00										
Exterior coin turn	40	47267029	-	\$94.00										
Exterior emergency turn	44	47267028	.[Finish]	\$174.00										
Interior push button	40, 44, 50	47267030	.[Finish]	\$26.20										
Interior push/turn button	53	47267031	.[Finish]	\$28.90										
Keycam timing tool	70	47272158	-	\$7.40										
Plunger - storeroom	80	47266454	-	\$21.70										

TAILPIECES Ordering instructions: Specify part number and finish. Separate values with a period.				
Cylinder format	Related functions	Configured lock specification	Specify for sold separate	Price
Schlage KIL	50, 53, 80	P, P6	A700-031	\$3.00
Schlage KIL	70	P, P6	47270197	\$3.00
Schlage KIL High Security	50, 53, 80	L, Z	N523-022	\$3.00
Schlage KIL High Security	70	L, Z	47270197	\$3.00
Schlage FSIC	50, 53, 80	R, M, T, J	N523-127	\$4.50
Schlage FSIC	70	R, M, T, J	47269168	\$4.50
Schlage SFIC	50, 53, 80	G, H, B, BDC	N523-091	\$18.10
Schlage SFIC	70	G, H, B, BDC	47269620	\$17.90
Sargent KIL	50, 53, 80	L-SA	09-060	\$18.00
Sargent FSIC	50, 53, 80	J-SA	09-063	\$18.00
Corbin Russwin KIL	50, 53, 80	L-CO	10-140	\$17.90
Corbin Russwin FSIC 6-pin	50, 53, 80	J-CO6	09-062	\$18.00
Corbin Russwin FSIC 7-pin	50, 53, 80	J-CO7	10-141	\$34.20
SFIC driver and spacer	50, 53, 80	N/A	09-774	\$22.40
SFIC 6-pin body spacer	50, 53, 70, 80	N/A	D500-000	\$2.60
Sargent XC SFIC	50, 53, 80	N/A	XN12-292	\$19.40

Shaded items are standard components and are furnished with locks unless otherwise specified.

PARTS

LATCHES Ordering instructions: Specify part number and finish. Separate values with a period. (Latches will accommodate 1" or 7/8" door prep diameters unless otherwise stated)				Available finishes													
				605	606	609	612	613	619	622	625	626	629	630	643e	626AM	630AM
				▪	▪	N/A	▪	▪	N/A	▪	▪	▪	N/A	N/A	▪	N/A	N/A
SPRING LATCH																	
Faceplate description	Backset	Lock function	Configured lock specification	Specify for sold separate		Price											
				Part number	Finish												
1-1/8" x 2-1/4" Square corner	2-3/4"	Restoring	47267038	47273614	.[Finish]	\$83.70											
1" x 2-1/4" Square corner	2-3/4"	Restoring	47267039	47273615	.[Finish]	\$83.70											
1" x 2-1/4" Round corner	2-3/4"	Restoring	47267041	47273616	.[Finish]	\$83.70											
1-1/8" x 2-1/4" Square corner	2-3/8"	Restoring	47267046	47273620	.[Finish]	\$83.70											
1" x 2-1/4" Square corner	2-3/8"	Restoring	47267048	47273621	.[Finish]	\$83.70											
1" x 2-1/4" Round corner	2-3/8"	Restoring	47267050	47273622	.[Finish]	\$83.70											
1-1/8" x 2-1/4" Square corner (based on 13-248) (1" housing diameter only)	2-3/4"	Restoring	47272024	47272024	.[Finish]	\$130.00											
1-1/8" x 2-1/4" Square corner (1" housing diameter only)	3-3/4"	Non-Restoring	14-010	14-010	.[Finish]	\$159.00											
DEADLATCH																	
Faceplate description	Backset	Lock function	Configured lock specification	Specify for sold separate		Price											
				Part number	Finish												
1-1/8" x 2-1/4" Square corner	2-3/4"	Non-restoring	47267042	47273617	.[Finish]	\$83.70											
1" x 2-1/4" Square corner	2-3/4"	Non-restoring	47267043	47273618	.[Finish]	\$83.70											
1" x 2-1/4" Round corner	2-3/4"	Non-restoring	47267045	47273619	.[Finish]	\$83.70											
1-1/8" x 2-1/4" Square corner	2-3/8"	Non-restoring	47267051	47273623	.[Finish]	\$83.70											
1" x 2-1/4" Square corner	2-3/8"	Non-restoring	47267052	47273624	.[Finish]	\$83.70											
1" x 2-1/4" Round corner	2-3/8"	Non-restoring	47267054	47273625	.[Finish]	\$83.70											
1-1/8" x 2-1/4" Square corner (1" housing diameter only)	2-3/4"	Non-restoring	13-247	13-247	.[Finish]	\$130.00											
1-1/8" x 2-1/4" Square corner (1" housing diameter only)	3-3/4"	Non-restoring	14-028	14-028	.[Finish]	\$159.00											
1-1/8" x 2-1/4" Square corner anti-friction fire latch (1" housing diameter only and 3/4" bolt projection)	2-3/4"	Non-restoring	14-042	14-042	.[Finish]	\$536.00											
MISCELLANEOUS OPTIONS																	
Description			Configured lock specification	Specify for sold separate		Price											
5" - Backset extension link - requires reinforcement when used in hollow metal door applications; backset link must be used with 2-3/4" backset latches			43-005	43-005		\$49.40											
Steel door reinforcer kit - after specifying door thickness, kit will include A501-567 and A501-565 or A501-566			N/A	37-001		\$58.60											
1-3/8" thick hollow steel door reinforcer. Fits both 7/8" and 1" diameter housings.			N/A	A501-565		\$29.40											
1-3/4" thick hollow steel door reinforcer. Fits both 7/8" and 1" diameter housings.			N/A	A501-566		\$29.40											
3-1/2" hollow steel door latch reinforcement sleeve for use with 41-005.			N/A	A501-567		\$18.80											
1-3/4" thick hollow steel/aluminum door reinforcer. Fits 1" diameter housings.			N/A	24483760		\$8.10											
Rabbeted latch and strike kit			N/A	39-030		\$86.50											
Blank latch plate kit			N/A	47269199		\$47.70											

Shaded items are standard components and are furnished with locks unless otherwise specified.

PARTS

STRIKES Ordering instructions: Specify part number and finish. Separate values with a period.	Available finishes													
	605	606	609	612	613	619	622	625	626	629	630	643e	626AM	630AM
	▪	▪	N/A	▪	▪	N/A	▪	▪	▪	N/A	N/A	▪	▪	N/A
Description	Lip length	Configured lock specification	Specify for sold separate		Price									
			Part number	Finish										
Square corner T-strike, dust box, 1-1/8" x 2-3/4"	1-1/8"	10-013	10-013-118	.[Finish]	\$23.10									
Square corner T-strike, dust box, 1-1/8" x 2-3/4"	1-1/2"	10-013 112	10-013-112	.[Finish]	\$23.10									
Square corner T-strike with deep dust box for 3/4" fire latch, 1-1/8" x 2-3/4"	1-1/8"	10-016	10-016	.[Finish]	\$23.10									
ANSI, no box, 1-1/4" x 4-7/8"	1-3/16"	47267101	10-025-1316	.[Finish]	\$23.10									
ANSI, no box, 1-1/4" x 4-7/8"	1-3/8"	10-025 138	10-025-138	.[Finish]	\$66.40									
ANSI, no box, 1-1/4" x 4-7/8"	1-1/2"	10-025 112	10-025-112	.[Finish]	\$23.10									
Square corner, full lip, no box, 1-5/8" x 2-1/4"	1-1/8"	10-026	10-026	.[Finish]	\$11.20									
1/4" Radius round corner, full lip, no box, 1-5/8" x 2-1/4"	1-1/8"	10-027	10-027	.[Finish]	\$11.20									
Box for ANSI strike		K510-066	K510-066	-	\$10.20									

LEVERS - SCHLAGE OPTIONS Ordering instructions: Specify part number, lever design, and finish. Separate values with a period.		Available finishes													
		605	606	609	612	613	619	622	625	626	629	630	643e	626AM	630AM
		▪	▪	N/A	▪	▪	N/A	▪	▪	▪	N/A	N/A	▪	▪	N/A
Lever type	Lever style	Configured lock specification	Specify for sold separate		Price										
			Part number	Finish											
Closed - CL	Athens	ATH	03-230-ATH	.[Finish]	\$206.00										
Closed - CL	Boardwalk	BRK	47258044	.[Finish]	\$206.00										
Closed - CL	Broadway	BRW	47258043	.[Finish]	\$206.00										
Closed - CL	Latitude	LAT	47258045	.[Finish]	\$206.00										
Closed - CL	Longitude	LON	47258046	.[Finish]	\$206.00										
Closed - CL	Omega	OME	03-230-OME	.[Finish]	\$206.00										
Closed - CL	Rhodes	RHO	03-230-RHO	.[Finish]	\$206.00										
Closed - CL	Saturn	SAT	47260493	.[Finish]	\$188.00										
Closed - CL	Sparta	SPA	03-230-SPA	.[Finish]	\$206.00										
Closed - CL	Tubular	TLR	03-230-TLR	.[Finish]	\$206.00										
Closed - CL	Athens - Tactile	8AT	03-230-8AT	.[Finish]	\$276.00										
Closed - CL	Boardwalk - Tactile	8BK	47260542	.[Finish]	\$276.00										
Closed - CL	Broadway - Tactile	8BY	47260541	.[Finish]	\$276.00										
Closed - CL	Latitude - Tactile	8LT	47260543	.[Finish]	\$276.00										
Closed - CL	Longitude - Tactile	8LN	47260544	.[Finish]	\$276.00										
Closed - CL	Rhodes - Tactile	8RO	03-230-8RO	.[Finish]	\$276.00										
Closed - CL	Sparta - Tactile	8SP	03-230-8SP	.[Finish]	\$276.00										
Closed - CL	Tubular - Tactile	8TR	03-230-8TR	.[Finish]	\$276.00										
Button - BT	Athens	ATH	03-233-ATH	.[Finish]	\$206.00										
Button - BT	Boardwalk	BRK	47258056	.[Finish]	\$206.00										
Button - BT	Broadway	BRW	47258055	.[Finish]	\$206.00										
Button - BT	Latitude	LAT	47258057	.[Finish]	\$206.00										

Shaded items are standard components and are furnished with locks unless otherwise specified.

PARTS

LEVERS - SCHLAGE OPTIONS Ordering instructions: Specify part number, lever design, and finish. Separate values with a period.		Available finishes													
		605	606	609	612	613	619	622	625	626	629	630	643e	626AM	630AM
		▪	▪	N/A	▪	▪	N/A	▪	▪	▪	N/A	N/A	▪	▪	N/A
Lever type	Lever style	Configured lock specification	Specify for sold separate		Price										
			Part number	Finish											
Button - BT	Longitude	LON	47258058	.[Finish]	\$206.00										
Button - BT	Omega	OME	03-233-OME	.[Finish]	\$206.00										
Button - BT	Rhodes	RHO	03-233-RHO	.[Finish]	\$206.00										
Button - BT	Saturn	SAT	47260501	.[Finish]	\$188.00										
Button - BT	Sparta	SPA	03-233-SPA	.[Finish]	\$206.00										
Button - BT	Tubular	TLR	03-233-TLR	.[Finish]	\$206.00										
Button - BT	Athens - Tactile	8AT	03-233-8AT	.[Finish]	\$276.00										
Button - BT	Boardwalk - Tactile	8BK	47260554	.[Finish]	\$276.00										
Button - BT	Broadway - Tactile	8BY	47260553	.[Finish]	\$276.00										
Button - BT	Latitude - Tactile	8LT	47260555	.[Finish]	\$276.00										
Button - BT	Longitude - Tactile	8LN	47260556	.[Finish]	\$276.00										
Button - BT	Rhodes - Tactile	8RO	03-233-8RO	.[Finish]	\$276.00										
Button - BT	Sparta - Tactile	8SP	03-233-8SP	.[Finish]	\$276.00										
Button - BT	Tubular - Tactile	8TR	03-233-8TR	.[Finish]	\$276.00										
KIL/Open - P, Z, L	Athens	ATH	03-231-ATH	.[Finish]	\$206.00										
KIL/Open - P, Z, L	Boardwalk	BRK	47258048	.[Finish]	\$206.00										
KIL/Open - P, Z, L	Broadway	BRW	47258047	.[Finish]	\$206.00										
KIL/Open - P, Z, L	Latitude	LAT	47258049	.[Finish]	\$206.00										
KIL/Open - P, Z, L	Longitude	LON	47258050	.[Finish]	\$206.00										
KIL/Open - P, Z, L	Omega	OME	03-231-OME	.[Finish]	\$206.00										
KIL/Open - P, Z, L	Rhodes	RHO	03-231-RHO	.[Finish]	\$206.00										
KIL/Open - P, Z, L	Saturn	SAT	47262743	.[Finish]	\$188.00										
KIL/Open - P, Z, L	Sparta	SPA	03-231-SPA	.[Finish]	\$206.00										
KIL/Open - P, Z, L	Tubular	TLR	03-231-TLR	.[Finish]	\$206.00										
KIL/Open - P, Z, L	Athens - Tactile	8AT	03-231-8AT	.[Finish]	\$276.00										
KIL/Open - P, Z, L	Boardwalk - Tactile	8BK	47260546	.[Finish]	\$276.00										
KIL/Open - P, Z, L	Broadway - Tactile	8BY	47260545	.[Finish]	\$276.00										
KIL/Open - P, Z, L	Latitude - Tactile	8LT	47260547	.[Finish]	\$276.00										
KIL/Open - P, Z, L	Longitude - Tactile	8LN	47260548	.[Finish]	\$276.00										
KIL/Open - P, Z, L	Rhodes - Tactile	8RO	03-231-8RO	.[Finish]	\$276.00										
KIL/Open - P, Z, L	Sparta - Tactile	8SP	03-231-8SP	.[Finish]	\$276.00										
KIL/Open - P, Z, L	Tubular - Tactile	8TR	03-231-8TR	.[Finish]	\$276.00										
FSIC - R, J, T, M	Athens	ATH	03-232-ATH	.[Finish]	\$206.00										
FSIC - R, J, T, M	Boardwalk	BRK	47258052	.[Finish]	\$206.00										
FSIC - R, J, T, M	Broadway	BRW	47258051	.[Finish]	\$206.00										
FSIC - R, J, T, M	Latitude	LAT	47258053	.[Finish]	\$206.00										
FSIC - R, J, T, M	Longitude	LON	47258054	.[Finish]	\$206.00										
FSIC - R, J, T, M	Omega	OME	03-232-OME	.[Finish]	\$206.00										
FSIC - R, J, T, M	Rhodes	RHO	03-232-RHO	.[Finish]	\$206.00										
FSIC - R, J, T, M	Sparta	SPA	03-232-SPA	.[Finish]	\$206.00										
FSIC - R, J, T, M	Tubular	TLR	03-232-TLR	.[Finish]	\$206.00										

PARTS

LEVERS - SCHLAGE OPTIONS Ordering instructions: Specify part number, lever design, and finish. Separate values with a period.		Available finishes													
		605	606	609	612	613	619	622	625	626	629	630	643e	626AM	630AM
		▪	▪	N/A	▪	▪	N/A	▪	▪	▪	N/A	N/A	▪	▪	N/A
Lever type	Lever style	Configured lock specification	Specify for sold separate		Price										
			Part number	Finish											
FSIC - R, J, T, M	Athens - Tactile	8AT	03-232-8AT	.[Finish]	\$276.00										
FSIC - R, J, T, M	Boardwalk - Tactile	8BK	47260550	.[Finish]	\$276.00										
FSIC - R, J, T, M	Broadway - Tactile	8BY	47260549	.[Finish]	\$276.00										
FSIC - R, J, T, M	Latitude - Tactile	8LT	47260551	.[Finish]	\$276.00										
FSIC - R, J, T, M	Longitude - Tactile	8LN	47260552	.[Finish]	\$276.00										
FSIC - R, J, T, M	Rhodes - Tactile	8RO	03-232-8RO	.[Finish]	\$276.00										
FSIC - R, J, T, M	Sparta - Tactile	8SP	03-232-8SP	.[Finish]	\$276.00										
FSIC - R, J, T, M	Tubular - Tactile	8TR	03-232-8TR	.[Finish]	\$276.00										
SFIC - BDC, B, G, H	Athens	ATH	03-200-ATH	.[Finish]	\$206.00										
SFIC - BDC, B, G, H	Boardwalk	BRK	47258040	.[Finish]	\$206.00										
SFIC - BDC, B, G, H	Broadway	BRW	47258039	.[Finish]	\$206.00										
SFIC - BDC, B, G, H	Latitude	LAT	47258041	.[Finish]	\$206.00										
SFIC - BDC, B, G, H	Longitude	LON	47258042	.[Finish]	\$206.00										
SFIC - BDC, B, G, H	Omega	OME	03-200-OME	.[Finish]	\$206.00										
SFIC - BDC, B, G, H	Rhodes	RHO	03-200-RHO	.[Finish]	\$206.00										
SFIC - BDC, B, G, H	Sparta	SPA	03-200-SPA	.[Finish]	\$206.00										
SFIC - BDC, B, G, H	Tubular	TLR	03-200-TLR	.[Finish]	\$206.00										
SFIC - BDC, B, G, H	Athens - Tactile	8AT	03-200-8AT	.[Finish]	\$276.00										
SFIC - BDC, B, G, H	Broadway - Tactile	8BY	47260537	.[Finish]	\$276.00										
SFIC - BDC, B, G, H	Boardwalk - Tactile	8BK	47260538	.[Finish]	\$276.00										
SFIC - BDC, B, G, H	Latitude - Tactile	8LT	47260539	.[Finish]	\$276.00										
SFIC - BDC, B, G, H	Longitude - Tactile	8LN	47260540	.[Finish]	\$276.00										
SFIC - BDC, B, G, H	Rhodes - Tactile	8RO	03-200-8RO	.[Finish]	\$276.00										
SFIC - BDC, B, G, H	Sparta - Tactile	8SP	03-200-8SP	.[Finish]	\$276.00										
SFIC - BDC, B, G, H	Tubular - Tactile	8TR	03-200-8TR	.[Finish]	\$276.00										

ROSES Ordering instructions: Specify part number, rose design (if applicable) and finish. Separate values with a period.		Available finishes													
		605	606	609	612	613	619	622	625	626	629	630	643e	626AM	630AM
		▪	▪	N/A	▪	▪	N/A	▪	▪	▪	N/A	N/A	▪	▪	N/A
Rose	Lever compatibility	Specify for sold separate		Price											
		Part number	Finish												
Rhodes (RHO)	Athens, Boardwalk, Broadway, Latitude, Longitude, Rhodes, Saturn, Sparta, Tubular	03-042 RHO	.[Finish]	\$156.00											
Omega (OME)	Omega	03-042 OME	.[Finish]	\$156.00											

PARTS

LEVERS - COMPETITOR OPTIONS Ordering instructions: Specify part number, lever design, and finish. Separate values with a period.		Available finishes													
		605	606	609	612	613	619	622	625	626	629	630	643e	626AM	630AM
		▪	▪	N/A	▪	▪	N/A	▪	▪	▪	N/A	N/A	▪	▪	N/A
Lever type	Lever style	Configured lock specification	Specify for sold separate		Price										
			Part number	Finish											
Sargent KIL - L-SA	Athens	ATH	03-244-ATH	.[Finish]	\$379.00										
Sargent KIL - L-SA	Rhodes	RHO	03-244-RHO	.[Finish]	\$379.00										
Sargent KIL - L-SA	Sparta	SPA	03-244-SPA	.[Finish]	\$379.00										
Sargent KIL - L-SA	Tubular	TLR	03-244-TLR	.[Finish]	\$379.00										
Sargent KIL - L-SA	Athens - Tactile	8AT	03-244-8AT	.[Finish]	\$449.00										
Sargent KIL - L-SA	Rhodes - Tactile	8RO	03-244-8RO	.[Finish]	\$449.00										
Sargent KIL - L-SA	Sparta - Tactile	8SP	03-244-8SP	.[Finish]	\$449.00										
Sargent KIL - L-SA	Tubular - Tactile	8TR	03-244-8TR	.[Finish]	\$449.00										
Sargent FSIC 6-pin - J-SA	Athens	ATH	03-277-ATH	.[Finish]	\$379.00										
Sargent FSIC 6-pin - J-SA	Rhodes	RHO	03-277-RHO	.[Finish]	\$379.00										
Sargent FSIC 6-pin - J-SA	Sparta	SPA	03-277-SPA	.[Finish]	\$379.00										
Sargent FSIC 6-pin - J-SA	Tubular	TLR	03-277-TLR	.[Finish]	\$379.00										
Sargent FSIC 6-pin - J-SA	Athens - Tactile	8AT	03-277-8AT	.[Finish]	\$449.00										
Sargent FSIC 6-pin - J-SA	Rhodes - Tactile	8RO	03-277-8RO	.[Finish]	\$449.00										
Sargent FSIC 6-pin - J-SA	Sparta - Tactile	8SP	03-277-8SP	.[Finish]	\$449.00										
Sargent FSIC 6-pin - J-SA	Tubular - Tactile	8TR	03-277-8TR	.[Finish]	\$449.00										
C-R KIL - L-CO	Athens	ATH	03-234-ATH	.[Finish]	\$379.00										
C-R KIL - L-CO	Rhodes	RHO	03-234-RHO	.[Finish]	\$379.00										
C-R KIL - L-CO	Sparta	SPA	03-234-SPA	.[Finish]	\$379.00										
C-R KIL - L-CO	Tubular	TLR	03-234-TLR	.[Finish]	\$379.00										
C-R KIL - L-CO	Athens - Tactile	8AT	03-234-8AT	.[Finish]	\$449.00										
C-R KIL - L-CO	Rhodes - Tactile	8RO	03-234-8RO	.[Finish]	\$449.00										
C-R KIL - L-CO	Sparta - Tactile	8SP	03-234-8SP	.[Finish]	\$449.00										
C-R KIL - L-CO	Tubular - Tactile	8TR	03-234-8TR	.[Finish]	\$449.00										
C-R FSIC 6-pin - J-CO6	Athens	ATH	03-266-ATH	.[Finish]	\$379.00										
C-R FSIC 6-pin - J-CO6	Rhodes	RHO	03-266-RHO	.[Finish]	\$379.00										
C-R FSIC 6-pin - J-CO6	Sparta	SPA	03-266-SPA	.[Finish]	\$379.00										
C-R FSIC 6-pin - J-CO6	Tubular	TLR	03-266-TLR	.[Finish]	\$379.00										
C-R FSIC 6-pin - J-CO6	Athens - Tactile	8AT	03-266-8AT	.[Finish]	\$449.00										
C-R FSIC 6-pin - J-CO6	Rhodes - Tactile	8RO	03-266-8RO	.[Finish]	\$449.00										
C-R FSIC 6-pin - J-CO6	Sparta - Tactile	8SP	03-266-8SP	.[Finish]	\$449.00										
C-R FSIC 6-pin - J-CO6	Tubular - Tactile	8TR	03-266-8TR	.[Finish]	\$449.00										
C-R FSIC 7-pin - J-CO7	Rhodes	RHO	03-235-RHO	.[Finish]	\$379.00										
C-R FSIC 7-pin - J-CO7	Rhodes - Tactile	8RO	03-235-8RO	.[Finish]	\$449.00										

PARTS

FASTENERS Ordering instructions: Specify part number and finish. Separate values with a period. PFH = Phillips Flat Head		Available finishes													
		605	606	609	612	613	619	622	625	626	629	630	643e	626AM	630AM
		▪	▪	N/A	▪	▪	N/A	▪	▪	▪	N/A	N/A	▪	N/A	N/A
Fastener application	Fastener details	Configured lock specification	Specify for sold separate		Price										
			Part number	Finish											
ALX170 through bolt assembly	626 only	-	47262735	-	\$21.70										
ALX170 mounting surface	PFH Combo - 12-24 x 1-1/2"	-	47262999 ¹	-	\$1.50										
ANSI strike	PFH Combo - 12-24 x 1"	-	C603-256 ¹	.[Finish]	\$1.50										
Latch and strike	PFH Combo - 8-32 UNC-2A	-	C603-897 ¹	.[Finish]	\$1.40										
Spring-chassis through bolts ND172 through bolts	PFH Machine - 10-32 UNF-2A with thread patch	-	47266670 ¹	-	\$3.00										
Chassis to outside springcage Plate to inside springcage	6-32 tri-point Philips shoulder screw	-	47266669 ¹	-	\$1.00										
Torx - Latch and strike	(4) C503-766 (T-15)	-	C203-311	.[Finish]	\$32.00										
Torx - Latch and ANSI strike	(2) C503-766 (T-15) (2) L583-371 (T-20)	Torx	C203-312	.[Finish]	\$32.00										

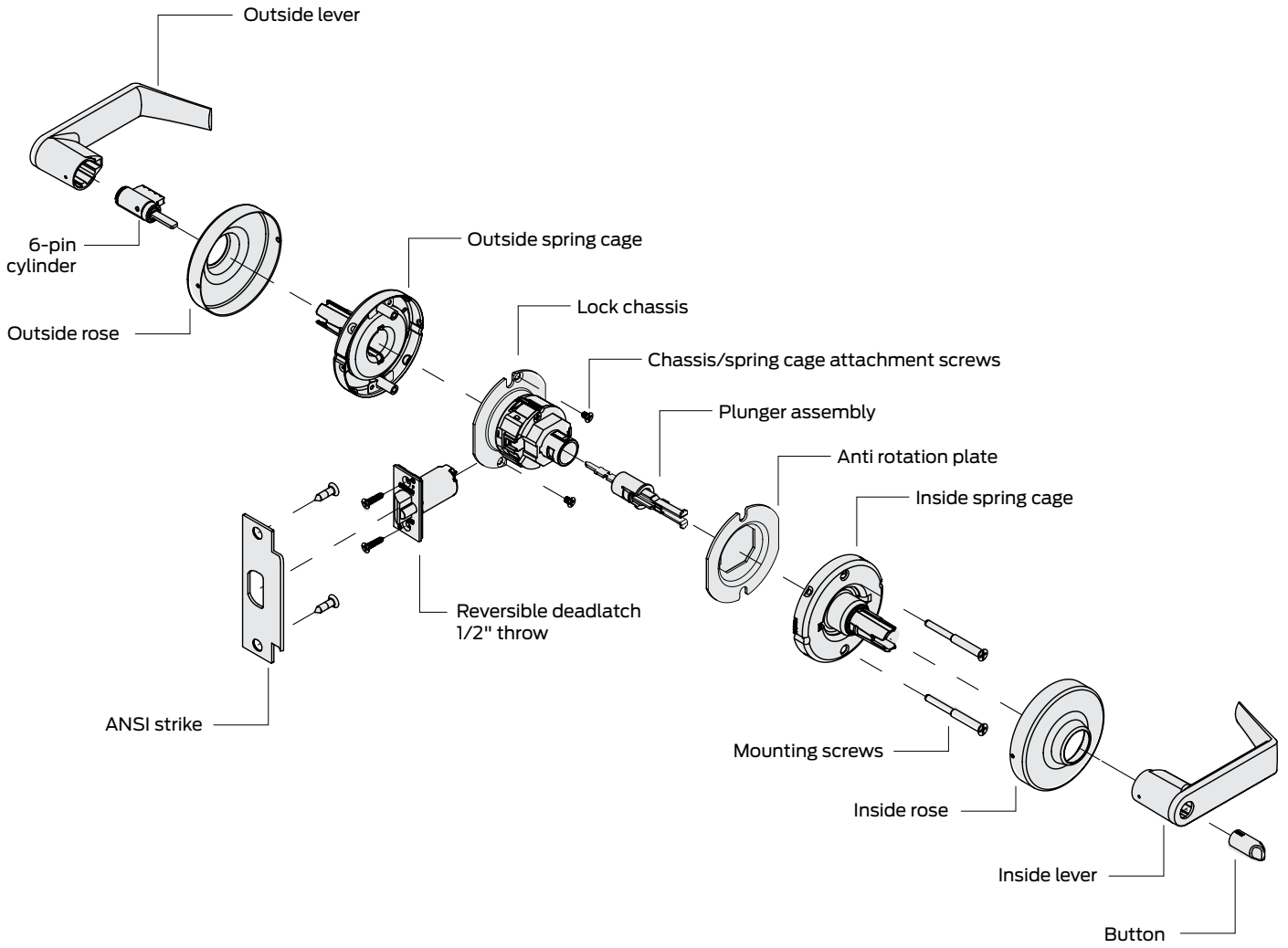
¹ Pricing shown is for each unit. Sold in multiples of 50.

CYLINDERS AND KEYS

Cylinders and keys sold separate can be found in the [Cylinders](#) and [Keys](#) sections at the back of this book.

ND SERIES

Grade 1 cylindrical levered lock



How to order

To order products, attribute values should be provided in the sequence shown below. Each value should be separated by a period.

Line item	Quantity	Required for all lock orders										Door dimensions							Options							Keying		
		Brand	Series + Function	Cylinder type (keyed functions only)	Outside style			Inside style			Latch	Strike	Door thickness	Extended	Handing (HSLR trim only)	Strike lip length	Indicator	Latch extension	Box for ANSI strike	Pack cylinders loose (PCL)	Trim options	Breakaway Rhodes lever	Special options	Screw option	Request to Exit	Buy America Act compliant	Keying code	Keyway
	1	2	3	4A	4B	4C	5A	5B	5C	6	7	8A	8B	8C	8D	9A	9B	9C	9D	9E	9F	9G	9H	9I	9J	10A	10B	10C

Specifying dimensions:

Dimensions should be provided with the whole number followed by a dash and then the fraction of an inch. Example: 1-3/4.

Line item number

Quantity

- 1 **Brand:** Required only when specifying a product Less (LLL) any attribute.
- 2 **Series+Function:** Series combined with function.
- 3 **Cylinder type:** Specify cylinder code for keyed functions.
- 4A **Outside lever design:** Required for all orders.
- 4B **Outside rose design:** Required only when specifying a product Less (LLL) any attribute.
- 4C **Outside finish:** Required for all orders.
- 5A **Inside lever design:** Required only if different from the outside lever design or if specifying a product Less (LLL) any attribute.
- 5B **Inside rose design:** Required only when specifying a product Less (LLL) any attribute.
- 5C **Inside finish:** Specify only if different from the outside finish or if specifying a product Less (LLL) any attribute.
- 6 **Latch:** Leave blank to receive the default latch. Specify part number if non-default latch is required or if specifying a product Less (LLL) any attribute.
- 7 **Strike:** Leave blank to received default strike. Specify part number if non-default strike is required or if specifying a product Less (LLL) any attribute.
- 8A **Door thickness:** Leave blank for default 1-3/4" thick doors. Specify if other than 1-3/4" or if specifying a product Less (LLL) any attribute. Specify with a DT prefix followed by the door thickness dimension. Example: DT1-3/8, DT2-1/4.
- 8B **Extended:** Specify for doors 2-1/8" or greater. EE = Extended equally, EI = Extended inside, EO = Extended outside, ED = Extended differently.
- 8C **Handing:** Required for HSLR and indicator trim.
- 8D **Strike lip length:** Leave blank for default strike lip length. Specify for non-default strike lip length or if specifying a product Less (LLL) any attribute. Specify with a LIP prefix followed by the lip length dimension. Example: LIP1-3/8.
- 9A–9J **Options:** Specify any desired options.
- 10A **Keying code:** Default keying code is dictated by the selected cylinder type. Leave blank for to receive the default keying code or specify for any other keying code. If ordering a product less any lock attribute, keying code must be specified.
- 10B **Keyway:** Default way is dictated by the selected cylinder type. Leave blank for to receive the default keyway or specify to order any other keyway. If ordering a product less any lock attribute, keying code must be specified.
- 10C **Pack keys independently:** Specify only when requesting that keys be packed independently.

Contents

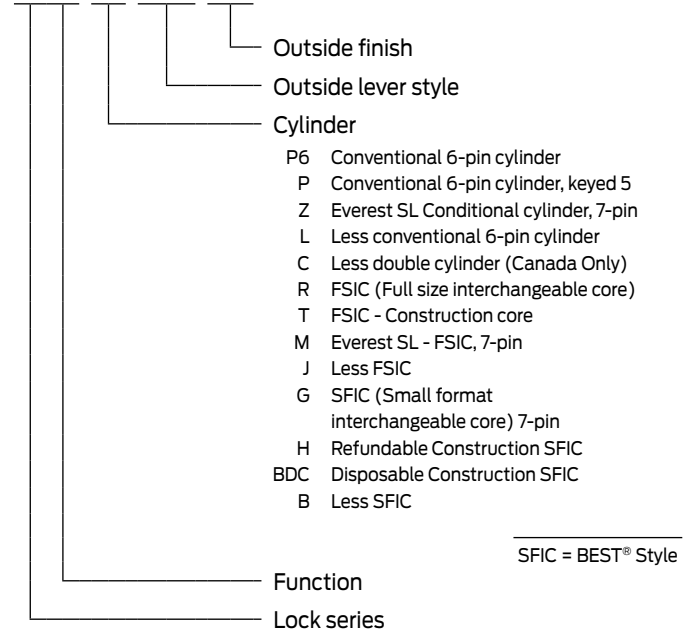
ND Series Overview	31
ND Series Functions	34
ND Series Styles	40
ND Series Configure a product	42
Cylinder adjustments	45
Indicators.....	46
Style options	47
Latches.....	47
Strikes.....	48
Door dimensions	48
Options.....	52
Less components.....	53
Keying	54
ND Series Upgrade kits	55
School upgrade kits	55
Indicator upgrade kits.....	55
ND Series Parts	56
Levers.....	56
Spring cages	57
Conversion kits.....	58
Roses	58
Buttons/plunger assemblies.....	58
Latches/related components	59
Strikes.....	59
Chassis kits	59
Keycam assemblies	61
Slide/related components.....	61
Spindles	61
Electrified chassis components	61
Miscellaneous chassis components.....	62
Special parts	62
Hollow metal door reinforcements.....	62
Screws.....	63
Tailpieces.....	63
Allegion Connect harnesses.....	64
Indication components.....	65

BAA/ARRA

Contact your local RSO or Sales Rep. for ordering details

Product identification

ND53 . P6 . RHO . 626



Finish codes and descriptions

BHMA code		Description
605	(US 3)	Bright Brass
606	(US 4)	Satin Brass
612	(US 10)	Satin Bronze
613	(US 10B)	Oil Rubbed Bronze
619	(US 15)	Satin Nickel
622	(US 19)	Matte Black
625	(US 26)	Bright Chrome
626	(US 26D)	Satin Chrome
626AM		Satin Chrome, Antimicrobial
630 ¹	(US32D)	Satin Stainless
643e	(US 11)	Aged Bronze

¹HSLR trim only

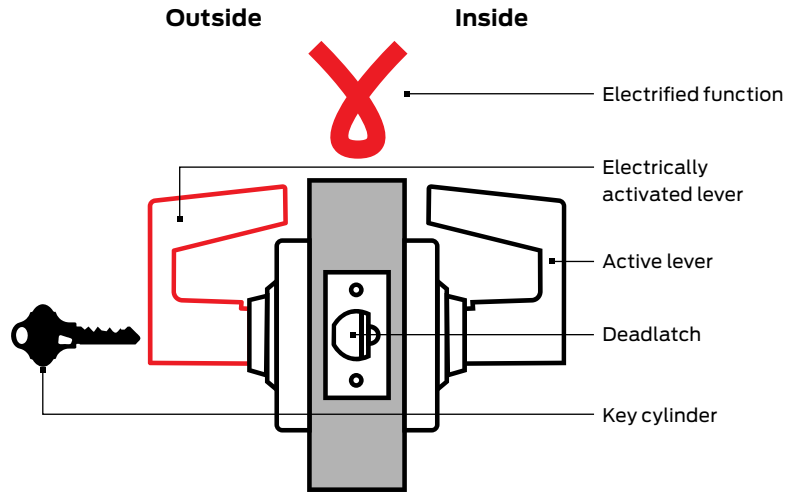
Standard Features



Certification	ANSI/BHMA Certified A156.2-2011, Series 4000, Grade 1, UL Listed for 3-hour fire door
Latch	1-1/8" x 2-1/4", square corner faceplate, 1" housing diameter, 1/2" throw
Strike	1-1/4" x 4-7/8", ANSI square corner, no box
Backset	2-3/4"
Cylinder	6-pin solid brass, keyed 6-pin, S123 keyway, keyed different (KD)
Door range	1-5/8" – 2-1/8" for all functions with the following exceptions: ND85: 1-3/4" – 2"; Indicator trim 1-3/8" – 1-3/4"
Keys	Two nickel silver cut keys per lock, 6-pin, S123 section

Mechanical lock functions

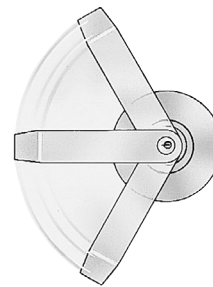
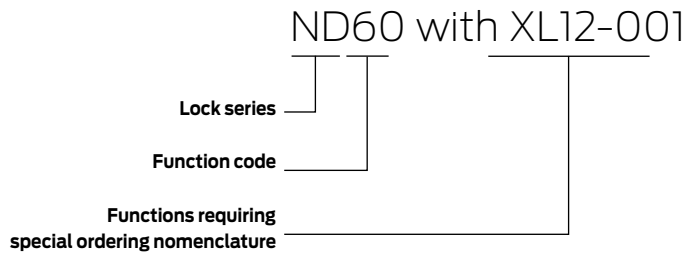
Legend



Key

	Fixed lever		180° lock status indicator option available
	Blank plate		High-security ligature resistant trim available
	Springlatch		Instruction rose available (626 only; type is specific to function)
	Push button		
	Push/turn button		
	Hospital turn button		

Product Identification Guide



Vandlgard® functions.

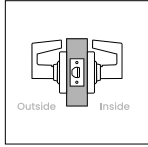
Some functions feature Vandlgard locked lever protection. It allows the outside lever to rotate freely up and down when locked to limit the ability of vandals to apply excessive force to the chassis helping to prevent damage to internal components.

ANSI/BHMA Certified A156.2-2011, Series 4000, Grade 1, UL Listed for 3-hour fire door.

MECHANICAL NON-KEYED

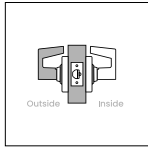
SCHLAGE

ANSI

ND10
F75
Passage latch


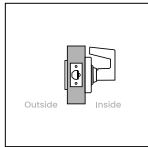
- Levers both sides; springlatch
- Latch retracted by lever from either side at all times
- Inside lever always free for immediate egress

To order configured with Request to Exit (RX), specify RX under special options.

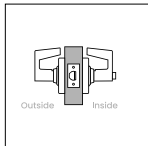
ND12
F89
Exit lock


- Levers both sides; deadlatch
- Outside lever always fixed; latch retracted by inside lever
- Inside lever always free for immediate egress

To order configured with Request to Exit (RX), specify RX under special options.

ND25
Exit lock with exterior blank plate


- Blank plate outside; lever inside; deadlatch
- Latch retracted by inside lever
- Inside lever always free for immediate egress

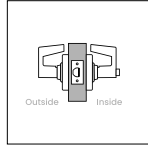
ND30
F77
Patio lock


- Lever outside; push button in lever inside; springlatch
- In unlocked state latch is retracted by either lever
- Outside lever is made inoperative by pushing button on inside lever
- Rotating inside lever retracts latch and releases button unlocking outside lever; closing door also unlocks preventing lock-out
- Inside lever always free for immediate egress

MECHANICAL NON-KEYED

SCHLAGE

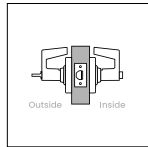
ANSI

ND40
F76
Bath/bedroom privacy lock


- Lever with emergency release recessed slot outside; push button in lever inside; springlatch
- In unlocked state latch is retracted by either lever
- Outside lever is made inoperative by pushing button on inside lever
- Rotating inside lever retracts latch and releases button unlocking outside lever; closing door also unlocks preventing lock-out
- Emergency unlock: an emergency key (sold separate) or small, flat screwdriver inserted in outside lever and turned releases button to unlock
- Inside lever always free for immediate egress

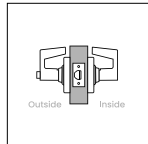
Note: Locks ordered with indicator trim fit 1-3/4" doors. Sold separate spacer kits allow application to doors 1-3/8" to 1-11/16".

To order an emergency key use part number 35-270.

ND44
Hospital privacy lock


- Emergency turn in lever outside; push button in lever inside; springlatch
- In unlocked state latch is retracted by either lever
- Outside lever is made inoperative by pushing button on inside lever
- Rotating inside lever retracts latch and releases button unlocking outside lever; closing door also unlocks preventing lock-out
- Emergency unlock: rotating emergency turn in outside lever releases button to unlock
- Inside lever always free for immediate egress

Note: Locks ordered with indicator trim fit 1-3/4" doors. Sold separate spacer kits allow application to doors 1-3/8" to 1-11/16".

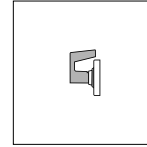
ND45
Time out lock with Vandlgard®


- Spring-loaded push button in lever outside; lever inside; springlatch
- In unlocked state latch is retracted by either lever
- Caretaker side: pushing and holding button enables Vandlgard® feature; detention side lever will rotate without engaging latch
- Releasing manually held button enables inside lever to re-engage with latch and open the door

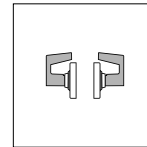
MECHANICAL NON-KEYED DUMMY

SCHLAGE

ANSI

ND170
Single dummy trim


- Fixed lever one side only; no latch or chassis
- Used for door pull or matching inactive trim

ND172
Double dummy trim


- Fixed levers-both sides; no latch or chassis
- Used for door pull or matching inactive trim

Note: Latch cover plates available. Order part number 47269199.

See page 34 for more information on trim and Vandlgard® options.



ANSI/BHMA Certified A156.2-2011, Series 4000, Grade 1, UL Listed for 3-hour fire door.

MECHANICAL KEYED

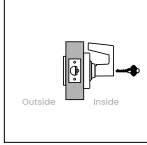
SCHLAGE

ANSI

ND25 x 70

F113

Classroom exit lock

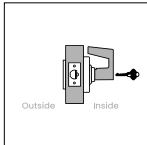


- Classroom exit lock
- Blank plate outside; lever with cylinder inside; deadlatch
- In unlocked state latch is retracted by inside lever
- Outside always secure; inside lever is made inoperative by key inside
- Key inside retracts latch and unlocks inside lever

ND25 x 80

F112

Storeroom exit lock

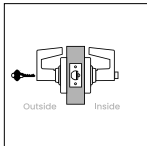


- Blank plate outside; lever with cylinder inside; deadlatch
- Outside always secure; inside lever is always fixed
- Key inside retracts latch but does not unlock lever

ND50

F82

Entrance/office lock



- Lever with key cylinder outside; push button in lever inside; deadlatch
- In unlocked state latch is retracted by either lever
- Outside lever is made inoperative by pushing button on inside lever; key outside does not lock
- Key outside or rotating inside lever retracts latch and releases button unlocking outside lever
- Inside lever always free for immediate egress

Note: Locks ordered with indicator trim fit 1-3/4" doors. Sold separate spacer kits allow application to doors 1-3/8" to 1-11/16".

MECHANICAL KEYED

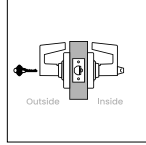
SCHLAGE

ANSI

ND53

F109

Entrance lock



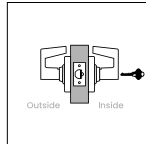
- Lever with key cylinder outside; push/turn button in lever inside; deadlatch
- In unlocked state latch is retracted by either lever
- Outside lever is made inoperative by pushing button or pushing and turning button on inside lever; key outside does not lock
- **Pushed button unlocking:** key outside or rotating inside lever retracts latch and releases button unlocking outside lever
- **Pushed/turned button unlocking:** key outside or rotating inside lever retracts latch but does not unlock outside lever; rotate inside button to start position to allow button release and unlocking by key or by rotating inside lever
- Inside lever always free for immediate egress

Caution: Egress without fully releasing the push/turn button can result in lock-out situations.

Note: Locks ordered with indicator trim fit 1-3/4" doors. Sold separate spacer kits allow application to doors 1-3/8" to 1-11/16".

ND60 with XN12-001

Vestibule lock with interior unlocking only



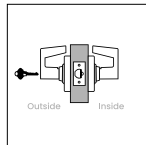
- Lever outside; lever with key cylinder inside; deadlatch
- In unlocked state latch is retracted by either lever
- Outside lever is locked or unlocked by key inside
- Inside lever always free for immediate egress

To order, specify function and note XN12-001 as a special option.

ND70

F84

Classroom lock, exterior lockdown only



- Lever with key cylinder outside; lever inside; deadlatch
- In unlocked state latch is retracted by either lever
- Outside lever is locked or unlocked by key outside
- Inside lever always free for immediate egress

MECHANICAL KEYED

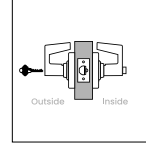
SCHLAGE

ANSI

ND73

F90

Corridor lock

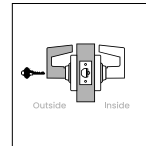


- Lever with key cylinder outside; push button in lever inside; deadlatch
- In unlocked state latch is retracted by either lever
- Outside lever is made inoperative by pushing button on inside lever or by key outside
- **When locked by pushed button:** rotating inside lever retracts latch and releases button unlocking outside lever; closing door also unlocks preventing lock-out
- **When locked by key:** rotating inside lever retracts latch but outside lever remains fixed until unlocked by key outside
- Inside lever always free for immediate egress

ND80

F86

Storeroom lock



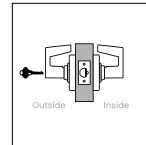
- Lever with key cylinder outside; lever inside; deadlatch
- Outside lever always fixed; latch retracted by inside lever
- Key in outside lever retracts latch only
- Inside lever always free for immediate egress

To order configured with Request to Exit (RX), specify RX under special options.

ND81

F86

Accessible storeroom lock



- Lever with key cylinder outside; lever inside; deadlatch
- Outside lever is always fixed when key is not present; latch retracted by inside lever
- Key outside turned counter-clockwise retracts latch; 180° clockwise rotation of key allows outside lever to retract latch
- Inside lever always free for immediate egress

To order configured with Request to Exit (RX), specify RX under special options.

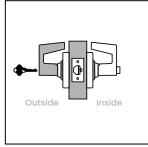
See page 34 for more information on trim and Vandlgard® options.

ANSI/BHMA Certified A156.2-2011, Series 4000, Grade 1, UL Listed for 3-hour fire door.

MECHANICAL KEYED

SCHLAGE

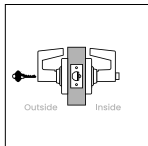
ANSI

ND85
F93
Faculty restroom lock


- Lever with conventional indicator cylinder outside; push button in lever inside; deadlatch
- Entrance by key only; outside lever always fixed; latch retracted by inside lever
- Push button on inside lever activates a locking pin that extends from the cylinder face to prohibit use of operating keys and indicate that the room is in use
- Turning inside lever or closing door releases the locking pin and push button to allow normal use of operating keys
- Emergency unlock: use of an emergency key (sold separate) is required to override the locking pin and unlock from the outside when push button is activated
- Inside lever always free for immediate egress

Note: Available with Conventional KIL indicator cylinder only. To order a spanner key to enable lockout feature use, part number 35-251.

To order an emergency key, use part number 35-102.

ND91
F83
Vandlgard® entrance/office lock


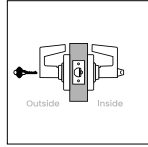
- Lever with key cylinder outside; push button in lever inside; deadlatch
- In unlocked state latch is retracted by either lever
- Outside lever is made inoperative by pushing button on inside lever; key outside does not lock, Vandlgard® allows outside lever to rotate freely when locked
- Key outside or rotating inside lever retracts latch and releases button unlocking outside lever
- Inside lever always free for immediate egress

Note: Locks ordered with indicator trim fit 1-3/4" doors. Sold separate spacer kits allow application to doors 1-3/8" to 1-11/16".

MECHANICAL KEYED

SCHLAGE

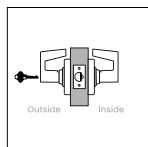
ANSI

ND92
F109
Vandlgard® entrance lock


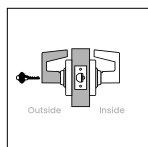
- Lever with key cylinder outside; push/turn button in lever inside; deadlatch
- In unlocked state latch is retracted by either lever
- Outside lever is made inoperative by pushing button or pushing and turning button on inside lever; key outside does not lock, Vandlgard® allows outside lever to rotate freely when locked
- Pushed button unlocking; key outside or rotating inside lever retracts latch and releases button unlocking outside lever
- Pushed/turned button unlocking; key outside or rotating inside lever retracts latch but does not unlock outside lever; rotate inside button to start position to allow button release and unlocking by key or by rotating inside lever
- Inside lever always free for immediate egress

Caution: Egress without fully releasing the push/turn button can result in lock-out situations.

Note: Locks ordered with indicator trim fit 1-3/4" doors. Sold separate spacer kits allow application to doors 1-3/8" to 1-11/16".

ND94
F84
Vandlgard® classroom lock, exterior lockdown only


- Lever with key cylinder outside; lever inside; deadlatch
- In unlocked state latch is retracted by either lever
- Outside lever is locked or unlocked by key outside; Vandlgard® allows outside lever to rotate freely when locked
- Inside lever always free for immediate egress

ND96
F86
Vandlgard® storeroom lock


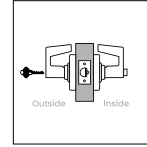
- Lever with key cylinder outside; lever inside; deadlatch
- Outside lever always inoperative; Vandlgard® allows outside lever to rotate freely when locked
- Key in outside lever retracts latch only
- Inside lever always free for immediate egress

To order configured with Request to Exit (RX), specify RX under special options.

MECHANICAL KEYED

SCHLAGE

ANSI

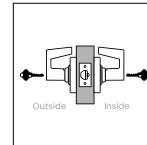
ND97
F90
Vandlgard® corridor lock


- Lever with key cylinder outside; push button in lever inside; deadlatch
- In unlocked state latch is retracted by either lever
- Outside lever is made inoperative by pushing button on inside lever or by key outside; Vandlgard® allows outside lever to rotate freely when locked
- **When locked by pushed button:** rotating inside lever retracts latch and releases button unlocking outside lever; closing door also unlocks preventing lock-out
- **When locked by key:** rotating inside lever retracts latch but outside lever remains fixed until unlocked by key outside
- Inside lever always free for immediate egress

MECHANICAL KEYED DOUBLE-CYLINDER

SCHLAGE

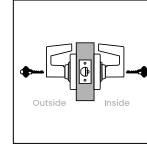
ANSI

ND60
F88
Vestibule lock


- Lever with key cylinder both sides; deadlatch
- In unlocked state latch is retracted by either lever
- Outside lever is made inoperative by key inside; key outside does not lock
- Key outside retracts latch but cannot unlock outside lever; only key inside unlocks
- Inside lever always free for immediate egress

Note: Available with optional instruction rose identifying key rotation direction for rapid lockdown. 626 finish only.

To order with instruction rose specify function and note XN12-035 as a special option.

ND66
F91
Store lock


- Lever with key cylinder both sides; deadlatch
- In unlocked state latch is retracted by either lever
- Key in either lever locks or unlocks both levers

Caution: Double cylinder locks on any door, in any structure which is used for egress are a life safety hazard in times of emergency and their use is not recommended. Installation should be in accordance with existing codes only.



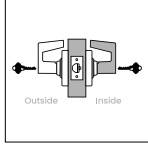
ANSI/BHMA Certified A156.2-2011, Series 4000, Grade 1, UL Listed for 3-hour fire door.

MECHANICAL KEYED DOUBLE-CYLINDER

SCHLAGE ANSI

ND70 x 80

Classroom by storeroom lock

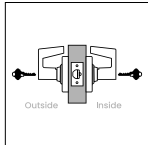


- Lever with key cylinder both sides; deadlatch
- In unlocked state inside lever is always fixed; latch retracted by outside lever
- Outside lever is locked or unlocked by key outside; key inside retracts latch but does not unlock either lever

Caution: Double cylinder locks on any door, in any structure which is used for egress are a life safety hazard in times of emergency and their use is not recommended. Installation should be in accordance with existing codes only.

ND72 with XN12-002 F80

Communicating lock



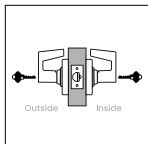
- Lever with key cylinder both sides; deadlatch
- In unlocked state latch is retracted by either lever
- Key in either lever makes inoperative only that lever
- Key in either lever retracts the latch and unlocks only that lever

Caution: Double cylinder locks on any door, in any structure which is used for egress are a life safety hazard in times of emergency and their use is not recommended. Installation should be in accordance with existing codes only.

To order, specify function and note XN12-002 as a special option.

ND72 with XN12-003 F80

Vandlgard® communicating lock



- Lever with key cylinder both sides; deadlatch
- In unlocked state latch is retracted by either lever
- Key in either lever makes inoperative only that lever; Vandlgard® allows locked lever to rotate freely when locked
- Key in either lever retracts the latch and unlocks only that lever

Caution: Double cylinder locks on any door, in any structure which is used for egress are a life safety hazard in times of emergency and their use is not recommended. Installation should be in accordance with existing codes only.

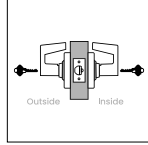
To order, specify function and note XN12-003 as a special option.

MECHANICAL KEYED DOUBLE-CYLINDER

SCHLAGE ANSI

ND78

Classroom security lock (180° lockdown)



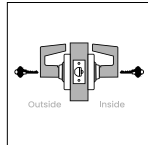
- Lever with key cylinder both sides; deadlatch
- In unlocked state latch is retracted by either lever
- Outside lever is made inoperative by rotating key in either lever 180° counter-clockwise and returning to start position
- Unlock outside lever by rotating key 180° clockwise in either lever and returning to start position
- Inside lever always free for immediate egress

Locks ordered in 626 finish come standard with instruction rose (47342586) identifying key rotation direction for rapid lockdown. Other finishes receive a standard rose.

Note: Locks ordered with indicator trim fit 1-3/4" doors. Sold separate spacer kits allow application to doors 1-3/8" to 1-11/16".

ND82 F87

Institution lock

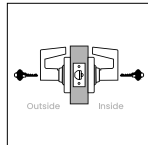


- Institution lock
- Lever with key cylinder both sides; deadlatch
- Both levers are always fixed
- Key in either lever retracts latch only

Caution: Double cylinder locks on any door, in any structure which is used for egress are a life safety hazard in times of emergency and their use is not recommended. Installation should be in accordance with existing codes only.

ND93 F88

Vandlgard® vestibule lock



- Lever with key cylinder both sides; deadlatch
- In unlocked state latch is retracted by either lever
- Outside lever is made inoperative by key inside; key outside does not lock; Vandlgard® allows outside lever to rotate freely when locked
- Key outside retracts latch but cannot unlock outside lever; only key inside unlocks
- Inside lever always free for immediate egress

Note: Available with optional instruction rose identifying key rotation direction for rapid lockdown. 626 finish only.

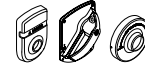
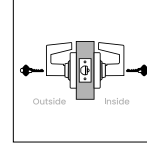
To order with instruction rose specify function and note XN12-035 as a special option.

MECHANICAL KEYED DOUBLE-CYLINDER

SCHLAGE ANSI

ND98

Vandlgard® classroom security lock (180° lockdown)



- Lever with key cylinder both sides; deadlatch
- In unlocked state latch is retracted by either lever
- Outside lever is made inoperative by rotating key in either lever 180° counter-clockwise and returning to start position; Vandlgard® allows outside lever to rotate freely when locked
- Unlock outside lever by rotating key 180° clockwise in either lever and returning to start position
- Inside lever always free for immediate egress

Locks ordered in 626 finish come standard with instruction rose (47342586) identifying key rotation direction for rapid lockdown. Other finishes receive a standard rose.

Note: Locks ordered with indicator trim fit 1-3/4" doors. Sold separate spacer kits allow application to doors 1-3/8" to 1-11/16".

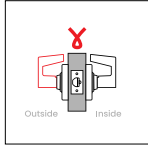
See page 34 for more information on trim and Vandlgard® options.

ANSI/BHMA Certified A156.2-2011, Series 4000, Grade 1, UL Listed for 3-hour fire door.

WIRED ELECTRIFIED

SCHLAGE

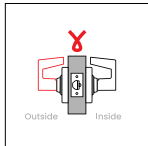
ANSI

ND12EL

Exit lock, electrically locked (fail safe)


- Lever both sides; deadlatch
- Powered state: outside lever continuously locked (when in EL mode)
- When power is removed (via switch or power failure), in EL mode either lever will retract latch
- Inside lever always free for immediate egress

Note: Auto detects 12 or 24V DC. Chassis mounted switch allows field selectable EL/EU setting.

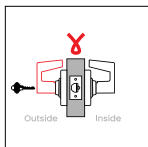
Ordering: Unless EL or EU is specified, order will default to an EU setting. Optional RX function can be ordered configured by specifying RX under special options or add later using kit part N123-062.

ND12EU

Exit lock, electrically locked (fail secure)


- Lever both sides; deadlatch
- Powered state: outside lever continuously unlocked (when in EU mode)
- When power is removed (via switch or power failure), in EU mode outside lever is locked
- Inside lever always free for immediate egress

Note: Auto detects 12 or 24V DC. Chassis mounted switch allows field selectable EL/EU setting.

To order configured with Request to Exit (RX), specify RX under special options.

ND80EL

Storeroom lock, electrically locked outside lever (fail safe)


- Lever with key cylinder outside; lever inside; deadlatch
- Powered state: outside lever continuously locked (when in EL mode)
- When power is removed (via switch or power failure), in EL mode either lever will retract latch
- Key outside retracts latch but cannot change the normal locked or unlocked state of the outside lever
- Inside lever always free for immediate egress

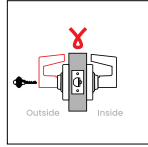
Note: Auto detects 12 or 24V DC. Chassis mounted switch allows field selectable EL/EU setting.

Ordering: unless EL or EU is specified, order will default to an EU setting. Optional RX function can be ordered configured by specifying RX under special options or add later using kit part N123-062.

WIRED ELECTRIFIED

SCHLAGE

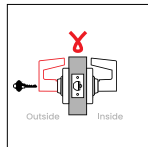
ANSI

ND80EU

Storeroom lock, electrically unlocked outside lever (fail secure)


- Lever with key cylinder outside; lever inside; deadlatch
- Powered state: outside lever continuously unlocked (when in EU mode)
- When power is removed (via switch or power failure), in EU mode outside lever is locked
- Key outside retracts latch but cannot change the normal locked or unlocked state of the outside lever
- Inside lever always free for immediate egress

Note: Auto detects 12 or 24V DC. Chassis mounted switch allows field selectable EL/EU setting.

To order configured with Request to Exit (RX), specify RX under special options.

ND96EL

Vandlgard® storeroom lock, electrically locked outside lever (fail safe)


- Lever with key cylinder outside; lever inside; deadlatch
- Powered state: outside lever continuously locked (when in EL mode)
- Vandlgard® feature allows outside lever, when locked, to rotate without engaging latch
- When power is removed (via switch or power failure), in EL mode either lever will retract latch
- Key outside retracts latch but cannot change the normal locked or unlocked state of the outside lever
- Inside lever always free for immediate egress

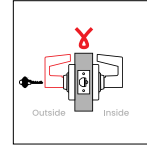
Note: Auto detects 12 or 24V DC. Chassis mounted switch allows field selectable EL/EU setting.

Ordering: unless EL or EU is specified, order will default to an EU setting. Optional RX function can be ordered configured by specifying RX under special options or add later using kit part N123-062.

WIRED ELECTRIFIED

SCHLAGE

ANSI

ND96EU

Vandlgard® storeroom lock, electrically unlocked outside lever (fail secure)


- Lever with key cylinder outside; lever inside; deadlatch
- Powered state: outside lever continuously unlocked (when in EU mode)
- When power is removed (via switch or power failure), in EU mode outside lever is locked
- Vandlgard® feature allows outside lever, when locked, to rotate without engaging latch
- Key outside retracts latch but cannot change the normal locked or unlocked state of the outside lever
- Inside lever always free for immediate egress

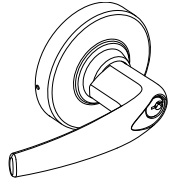
Note: Auto detects 12 or 24V DC. Chassis mounted switch allows field selectable EL/EU setting.

To order configured with Request to Exit (RX), specify RX under special options.

See page 34 for more information on trim and Vandlgard® options.

LEVER DESIGNS
ROSE DESIGNS
ATHENS (ATH)

Tactile option: 8AT (milled)



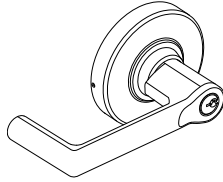
Lever: Grade 1

Cores:

- KIL ▪ J-SA
- FSIC ▪ J-CO6
- SFIC ▪ J-MED
- L-SA ▪ J-YA6
- L-CO

BOARDWALK (BRK)

Tactile option: 8BK (knurled)



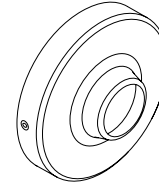
Lever: Grade 1

Cores:

- KIL
- FSIC
- SFIC

RHODES (RHO)

3-7/16" (87 mm) diameter

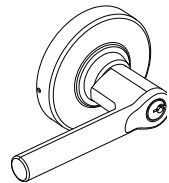


Available roses: Rhodes (RHO)

Available roses: Rhodes (RHO)

BROADWAY (BRW)

Tactile option: 8BY (knurled)



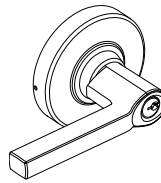
Lever: Grade 1

Cores:

- KIL
- FSIC
- SFIC

LATITUDE (LAT)

Tactile option: 8LT (milled)



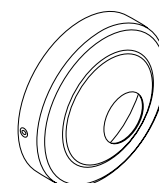
Lever: Grade 1

Cores:

- KIL
- FSIC
- SFIC

OMEGA (OME)

3-7/16" (87 mm) diameter

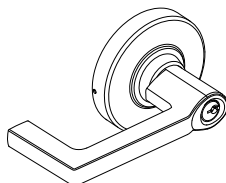


Available roses: Rhodes (RHO)

Available roses: Rhodes (RHO)

LONGITUDE (LON)

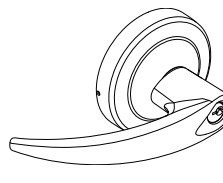
Tactile option: 8LN (milled)



Lever: Grade 1

Cores:

- KIL
- FSIC
- SFIC

OMEGA (OME)


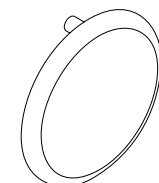
Lever: Grade 1

Cores:

- KIL
- FSIC
- SFIC

Blank outside rose (N523-002)

3-1/2" (89 mm) diameter

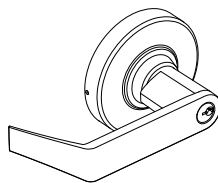


Available roses: Rhodes (RHO)

Available roses: Omega (OME)

RHODES (RHO)

Tactile option: 8RO (milled)



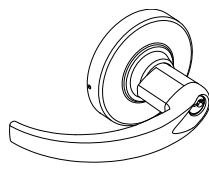
Lever: Grade 1

Cores:

- KIL ▪ J-CO6
- FSIC ▪ J-CO7
- SFIC ▪ J-MED
- L-SA ▪ J-YA6
- L-CO ▪ J-YA7
- J-SA

SPARTA (SPA)

Tactile option: 8SP (milled)



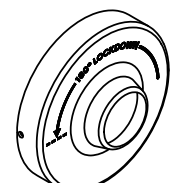

Lever: Grade 1

Cores:

- KIL ▪ J-SA
- FSIC ▪ J-CO6
- SFIC ▪ J-MED
- L-SA ▪ J-YA6
- L-CO

Rhodes Instruction Rose

3-7/16" (87 mm) diameter, Available only in 626



Available roses: Rhodes (RHO)

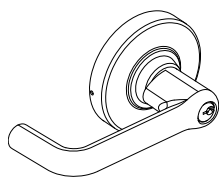
Available roses: Rhodes (RHO)

XN12-035

47342586

TUBULAR (TLR)

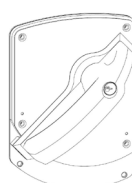
Tactile option: 8TR (knurled)



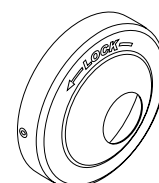
Lever: Grade 1

Cores:

- KIL ▪ J-SA
- FSIC ▪ J-CO6
- SFIC ▪ J-MED
- L-SA ▪ J-YA6
- L-CO

**HIGH SECURITY LIGATURE
RESISTANT (HSLR)**

Omega Instruction rose

3-7/16" (87 mm) diameter, Available only in 626



Available roses: Rhodes (RHO)

XN12-045



FINISH AVAILABILITY

		Bright Brass (605)	Satin Brass (606)	Antique Brass (609)	Satin Bronze (612)	Oil Rubbed Bronze (613)	Satin Nickel (619)	Matte Black (622)	Bright Chrome (625)	Satin Chrome (626)	Bright Stainless Steel (629)	Satin Stainless Steel (630)	Aged Bronze (643e)	Satin Chrome, Antimicrobial (626AM)	Satin Stainless Steel, Antimicrobial (630AM)
LEVERS															
Athens	ATH	605	606	-	612	613	619	622	625	626	-	-	643e	626AM	-
Boardwalk	BRK	605	606	-	612	613	619	622	625	626	-	-	643e	626AM	-
Broadway	BRW	605	606	-	612	613	619	622	625	626	-	-	643e	626AM	-
Latitude	LAT	605	606	-	612	613	619	622	625	626	-	-	643e	626AM	-
Longitude	LON	605	606	-	612	613	619	622	625	626	-	-	643e	626AM	-
Omega	OME	605	606	-	612	613	619	622	625	626	-	-	643e	626AM	-
Rhodes	RHO	605	606	-	612	613	619	622	625	626	-	-	643e	626AM	-
Sparta	SPA	605	606	-	612	613	619	622	625	626	-	-	643e	626AM	-
Tubular	TLR	605	606	-	612	613	619	622	625	626	-	-	643e	626AM	-
HSLR		-	-	-	-	-	-	-	-	-	-	630	-	-	-
CYLINDER FINISHES															
Complete lock finish		605	606	-	612	613	619	622	625	626	-	-	643E	626AM	-
Coordinating conventional cylinder															
Plug component		606	606	-	606	522	626	622	626	626	-	-	522	626	-
Coordinating FSIC/SFIC cylinder															
Plug (lower) component		606	606	-	606	522	626	622	626	626	-	-	522	626	-
Core face (upper) component		606	606	-	606	522	626	622	626	626	-	-	522	626	-

522 is a simulated 613 finish.



You can **configure and price a full range of products** using the tables and rules shown in this section.

The pricing of locks in this section includes the P6 cylinder in an open keyway (where applicable), default latch, strike and a 1-3/4" thick door. Additional modifications are available using the rules and price adjustments on the subsequent pages.

How to order:

- All applicable product attributes must be provided in the order shown below
- Each value must separated by a period
- If requesting a product "Less (LLL)" any attribute, the entire detailed ACN must be provided
- Fractions will be written with the "/" symbol separating the numerator and the denominator (example 1/2)
- For dimensions that contain a whole number and a fraction, a hyphen "-" will be added after the whole number and before the fraction (example 2-1/2)
- For two dimensions represented together, such as length and width, the values would be separated by an "x" with no spaces
- Finishes should be listed using their BHMA finish as shown in this book

Required for all lock orders																													
Brand	Series + Function	Cylinder type (keyed functions only)	Outside style			Inside style			Latch	Strike	Door dimensions				Options							Keying							
			Outside lever design	Outside rose design	Outside finish	Inside lever design	Inside rose design	Inside finish			Door thickness	Extended	Handing (HSLR trim only)	Strike lip length	Indicator	Latch extension	Box for ANSI strike	Pack cylinders loose (PCL)	Trim options	Breakaway Rhodes lever	Special options	Screw option	Request to Exit	Buy America Act compliant	Keying code	Keyway	Pack keys independently		
1	2	3	4A	4B	4C	5A	5B	5C	6	7	8A	8B	8C	8D	9A	9B	9C	9D	9E	9F	9G	9H	9I	9J	10A	10B	10C		

Only required if specifying less rose

Only required if specifying different than outside style

Only required when deviating from the product's default. Specify only the deviated attribute(s).

Only required when deviating from the product's default. Specify only the deviated attribute(s).

If ordering a product "Less (LLL)" any attribute, values for each attribute must be provided.

EXAMPLE:

ND80 . P6 . 8RO . 626 . RHO
 | | | | |
 2 3 4A 4C 5A

Inside lever/knob design different than outside



COMPLETE LOCKS			STANDARD LEVERS				LIGATURE RESISTANT		
<p>Split finishes and designs will be priced at the highest list price of the design and/or finish.</p> <p>Keyed function pricing based on P6 cylinder with open S123 keyway. See page 45 for additional cylinder and keyway options.</p> <p>Electrified functions come with Allegion Connect.</p>			ATH	BRW	ATH	BRW	ATH	BRW	HSLR
			BRK	LAT	BRK	LAT	BRK	LAT	
			LON	OME	LON	OME	LON	OME	
			RHO	SPA	RHO	SPA	RHO	SPA	
			TLR		TLR		TLR		
			FINISHES						
			626	605, 606 [Ⓜ] , 612 [Ⓜ] , 619, 622, 625 [Ⓜ] , 643e [Ⓜ]		613, 626AM [Ⓜ]	630		
NON-KEYED FUNCTIONS									
ND10	Passage latch		\$657.00	\$669.00	\$687.00	\$2,572.00			
ND12	Exit lock - lever x lever		\$670.00	\$682.00	\$700.00	\$2,585.00			
ND12EL	Exit lock, electrically locked (fail safe)		\$1,063.00	\$1,075.00	\$1,093.00	\$2,978.00			
ND12EU	Exit lock, electrically unlocked (fail secure)		\$1,063.00	\$1,075.00	\$1,093.00	\$2,978.00			
ND25	Exit lock - blank plate x lever		\$604.00	\$610.00	\$619.00	N/A			
ND30	Patio lock (specify per XN12-007)		\$2,125.00	\$2,137.00	\$2,155.00	N/A			
ND40	Bath/bedroom privacy lock		\$757.00	\$769.00	\$787.00	\$2,672.00			
ND44	Hospital privacy lock		\$757.00	\$769.00	\$787.00	\$2,672.00			
ND45 with XN12-317	Time out lock		\$1,930.00	\$1,942.00	\$1,960.00	N/A			
ND170	Single dummy trim		\$184.00	\$190.00	\$199.00	N/A			
ND172	Double dummy trim		\$286.00	\$298.00	\$316.00	N/A			
KEYED, SINGLE CYLINDER FUNCTIONS									
ND25x70	P6	Classroom exit lock (specify per XN12-004)	\$1,484.00	\$1,496.00	\$1,514.00	N/A			
ND25x80	P6	Storeroom exit lock (specify per XN12-005)	\$1,484.00	\$1,496.00	\$1,514.00	N/A			
ND50	P6	Entrance/office lock	\$896.00	\$908.00	\$926.00	\$2,811.00			
ND53	P6	Entrance lock	\$896.00	\$908.00	\$926.00	\$2,811.00			
ND60 with XN12-001	P6	Vestibule with closed outside lever (specify XN12-001)	\$1,638.00	\$1,650.00	\$1,668.00	N/A			
ND70	P6	Classroom lock	\$896.00	\$908.00	\$926.00	\$2,811.00			
ND73	P6	Corridor lock	\$896.00	\$908.00	\$926.00	\$2,811.00			
ND80	P6	Storeroom lock	\$896.00	\$908.00	\$926.00	\$2,811.00			
ND80EL	P6	Storeroom lock, electrically locked (fail safe)	\$1,234.00	\$1,246.00	\$1,264.00	\$3,149.00			
ND80EU	P6	Storeroom lock, electrically unlocked (fail secure)	\$1,234.00	\$1,246.00	\$1,264.00	\$3,149.00			
ND81	P6	Accessible storeroom lock	\$896.00	\$908.00	\$926.00	\$2,811.00			
ND85	P6	Faculty restroom lock	\$1,071.00	\$1,083.00	\$1,101.00	N/A			
ND91	P6	Vandlgard entrance/office lock	\$980.00	\$992.00	\$1,010.00	\$2,895.00			
ND92	P6	Vandlgard entrance lock	\$980.00	\$992.00	\$1,010.00	\$2,895.00			

[Ⓜ] Extended lead time





ALX SERIES

ND SERIES

COMPLETE LOCKS			STANDARD LEVERS				LIGATURE RESISTANT
<p>Split finishes and designs will be priced at the highest list price of the design and/or finish.</p> <p>Keyed function pricing based on P6 cylinder with open S123 keyway. See page 45 for additional cylinder and keyway options.</p> <p>Electrified functions come with Allegion Connect.</p>			ATH	BRW	ATH	BRW	HSLR
			BRK	LAT	BRK	LAT	
LON	OME	LON	OME	LON	OME		
RHO	SPA	RHO	SPA	RHO	SPA		
TLR		TLR		TLR			
			FINISHES				
			626	605, 606 [Ⓜ] , 612 [Ⓜ] , 619, 622, 625 [Ⓜ] , 643e [Ⓜ]	613, 626AM [Ⓜ]	630	
SERIES + FUNCTION	CYL	DESCRIPTION					
ND94	P6	Vandlgard classroom lock	\$980.00	\$992.00	\$1,010.00	\$2,895.00	
ND96	P6	Vandlgard storeroom lock	\$980.00	\$992.00	\$1,010.00	\$2,895.00	
ND96EL	P6	Vandlgard storeroom lock, electrically locked (fail safe)	\$1,355.00	\$1,367.00	\$1,385.00	\$3,270.00	
ND96EU	P6	Vandlgard storeroom lock, electrically unlock (fail secure)	\$1,355.00	\$1,367.00	\$1,385.00	\$3,270.00	
ND97	P6	Vandlgard corridor lock	\$980.00	\$992.00	\$1,010.00	\$2,895.00	
KEYED, DOUBLE CYLINDER FUNCTIONS							
ND60	P6	Vestibule lock	\$1,066.00	\$1,078.00	\$1,096.00	\$2,981.00	
ND66	P6	Store lock	\$1,066.00	\$1,078.00	\$1,096.00	\$2,981.00	
ND70x80	P6	Classroom by storeroom lock (specify XN12-006)	\$1,655.00	\$1,667.00	\$1,685.00	N/A	
ND72 with XN12-002	P6	Communicating lock (specify XN12-002)	\$1,772.00	\$1,784.00	\$1,802.00	N/A	
ND72 with XN12-003	P6	Vandlgard communicating lock (specify XN12-003)	\$1,856.00	\$1,868.00	\$1,886.00	N/A	
ND78	P6	Classroom security lock - 180° key rotation for lockdown	\$1,066.00	\$1,078.00	\$1,096.00	\$2,981.00	
ND82	P6	Institution lock	\$1,066.00	\$1,078.00	\$1,096.00	\$2,981.00	
ND93	P6	Vandlgard vestibule lock	\$1,148.00	\$1,160.00	\$1,178.00	\$3,063.00	
ND98	P6	Classroom security lock - 180° key rotation for lockdown	\$1,148.00	\$1,160.00	\$1,178.00	\$3,063.00	

[Ⓜ] Extended lead time

COMPLETE LOCKS

CYLINDER ADJUSTMENTS

Keyed locks on the previous pages are priced including the P6 cylinder with open keyway. Provided below are pricing adjustments based on other available cylinder types. For Primus and Primus XP cylinders, order lock less cylinder and order the Primus or Primus XP cylinder separately.

For complete details on cylinders, tailpieces, keying and keys, including cylinders sold separate, see the [Cylinders](#) and [Keys](#) sections at the back of this book.

CYLINDER ADJUSTMENTS					
Restricted keyways include: Everest 29 R and T keyways, Everest B and D keyways and Classic (Reverse/Quad/Numbered) keyways					
Description	Specify	Single cylinder function Price adjustment		Double cylinder function Price adjustment	
		Open	Restricted	Open	Restricted
Conventional 6-pin cylinder	P6	\$0.00	\$31.00	\$0.00	\$62.00
Conventional 6-pin cylinder, keyed 5	P	\$0.00	\$31.00	\$0.00	\$62.00
Everest SL Conventional Cylinder, 7-pin	Z	N/A	\$31.00	N/A	\$62.00
Less conventional cylinder	L	-\$94.00		-\$188.00	
Conventional Primus/Primus XP cylinder	Order separately (Restricted keyways only, see Cylinders section)				
FSIC (Full size interchangeable core)	R	\$46.00	\$77.00	\$92.00	\$154.00
FSIC – Construction Core	T	\$46.00	N/A	\$92.00	N/A
Everest SL - FSIC, 7-pin	M	N/A	\$77.00	N/A	\$154.00
Less FSIC	J	-\$60.00		-\$120.00	
Full size interchangeable Primus/Primus XP core	Order separately (Restricted keyways only, see Cylinders section)				
SFIC (Small format interchangeable core) 7-pin	G	N/A	\$63.00	N/A	\$126.00
Refundable Construction SFIC	H	\$30.00	N/A	\$60.00	N/A
Disposable Construction SFIC	BDC	-\$60.00	N/A	-\$120.00	N/A
Less SFIC	B	-\$60.00		-\$120.00	
Less FSIC - Medeco (ATH, SPA, RHO and TLR only)	J-ME ☞	\$0.00		\$0.00	
Less FSIC – Corbin Russwin (6-pin) (ATH, SPA, RHO and TLR only)	J-CO6 ☞	\$0.00		\$0.00	
Less FSIC – Corbin Russwin (7-pin) (RHO only)	J-CO7 ☞	\$0.00		\$0.00	
Less FSIC – Sargent (ATH, SPA, RHO and TLR only)	J-SA ☞	\$0.00		\$0.00	
Less FSIC – Yale (6-pin) (ATH, SPA, RHO and TLR only)	J-YA6 ☞	\$0.00		\$0.00	
Less FSIC – Yale (7-pin) (RHO only)	J-YA7 ☞	\$0.00		\$0.00	
Less Conventional, Corbin Russwin (ATH, SPA, RHO and TLR only)	L-CO ☞	\$0.00		\$0.00	
Less Conventional, Sargent (ATH, SPA, RHO and TLR only)	L-SA ☞	\$0.00		\$0.00	

☞ Extended lead time

Construction cores (T and H) have an additional handling charge 50-231.

ND85 function only available in P6, P, and L core options.

COMPLETE LOCKS INDICATORS

As of April 1st we began manufacturing the new ND Series Indication trims. As a new offering there is no impact to existing product listings or prices shown in Price Book 14 which also went into effect March 1. The new lock status indication trim is radically different than any cylindrical trim in the marketplace and offers many benefits for your customers:

- Can be ordered configured or as a retrofit kit
- Window size is unmatched in the market using an escutcheon style trim to allow the message to run the full width of the lock at a height of .6" for maximum visibility
- It can be installed using the same standard door prep as any ND Series lock
- Trim is available on eight functions, one-sided only (ordered handed)
- Fits 1-3/4" doors
- Sold separate spacer plates increase door range to include 1-3/8" to 1-11/16" doors

AVAILABLE ON THESE FUNCTIONS:	
Classroom and other uses (Inside Only)	Privacy (Outside Only)
<ul style="list-style-type: none"> ▪ ND50 ▪ ND91 ▪ ND53 ▪ ND92 ▪ ND78 ▪ ND98 	<ul style="list-style-type: none"> ▪ ND40 ▪ ND44

To order as a configured lock:

This price book addendum details here and on the following page complete pricing and availability information.

Order with the new message abbreviation in the nomenclature string:

Example single-sided:

ND53P6 ATH 626 RH 13-247 10-025 134 IS-LOC S123

Message chart shows ordering codes with the standard list price adder

AVAILABLE MESSAGES						
Standard indicator messages				ND78/ND98 indicator message		
UNLOCKED		VACANT		UNLOCKED To lock, turn key 1: then		
LOCKED		OCCUPIED		LOCKED 2: then, 3: Remove key		
Specify	Price adj.	Specify	Price adj.	Specify	Price adj.	
INSIDE OF DOOR	IS-CRS	\$173.00	IS-OCC	\$173.00	IS-CRS	\$173.00
OUTSIDE OF DOOR	OS-LOC	\$173.00	OS-OCC	\$173.00	N/A	N/A
INSIDE OF DOOR (FRANÇAISE)	IS-LOCFR	\$173.00	IS-OCC	\$173.00	IS-CRSFR	\$173.00
OUTSIDE OF DOOR (FRANÇAISE)	OS-LOCFR	\$173.00	OS-OCC	\$173.00	N/A	N/A

Spanish language versions available via RFQ.

Message options specific to function:

Classroom security functions use a unique indicator message that includes key operating instructions for teachers to reference.

FUNCTION	INSIDE OF DOOR				OUTSIDE OF DOOR			
	LOCKED / UNLOCKED	OCCUPIED / VACANT	LOCKED / UNLOCKED WITH INSTRUCTIONS	LOCKED / UNLOCKED	OCCUPIED / VACANT	LOCKED / UNLOCKED WITH INSTRUCTIONS	LOCKED / UNLOCKED WITH INSTRUCTIONS	
NON-KEYED FUNCTIONS								
ND40	N/A	N/A	N/A	OS-LOC	OS-LOCFR	OS-OCC	OS-OCCFR	N/A
ND44	N/A	N/A	N/A	OS-LOC	OS-LOCFR	OS-OCC	OS-OCCFR	N/A
KEYED, SINGLE CYLINDER FUNCTIONS								
ND50	IS-LOC	IS-LOCFR	IS-OCC	IS-OCCFR	N/A	N/A	N/A	N/A
ND53	IS-LOC	IS-LOCFR	IS-OCC	IS-OCCFR	N/A	N/A	N/A	N/A
ND91	IS-LOC	IS-LOCFR	IS-OCC	IS-OCCFR	N/A	N/A	N/A	N/A
ND92	IS-LOC	IS-LOCFR	IS-OCC	IS-OCCFR	N/A	N/A	N/A	N/A
KEYED, DOUBLE CYLINDER FUNCTIONS								
ND78	N/A	N/A	IS-CRS	IS-CRSFR	N/A	N/A	N/A	N/A
ND98	N/A	N/A	IS-CRS	IS-CRSFR	N/A	N/A	N/A	N/A

Grayed out indicators are the default indicator if no option is provided during ordering.

COMPLETE LOCKS

STYLE OPTIONS

Specify on order only if requesting an option other than the default.

	MILLED PATTERN	KNURLED PATTERN	OPTIONAL	
			Specify	Price adjustment per lever
TACTILE WARNING				
Athens tactile lever	Milled		8AT	\$70.00
Boardwalk tactile lever		Knurled	8BK	\$70.00
Broadway tactile lever		Knurled	8BY	\$70.00
Latitude tactile lever	Milled		8LT	\$70.00
Longitude tactile lever	Milled		8LN	\$70.00
Rhodes tactile lever	Milled		8RO	\$70.00
Sparta tactile lever	Milled		8SP	\$70.00
Tubular tactile lever		Knurled	8TR	\$70.00

COMPLETE LOCKS

LATCHES

Specify on order only if requesting an option other than the default.

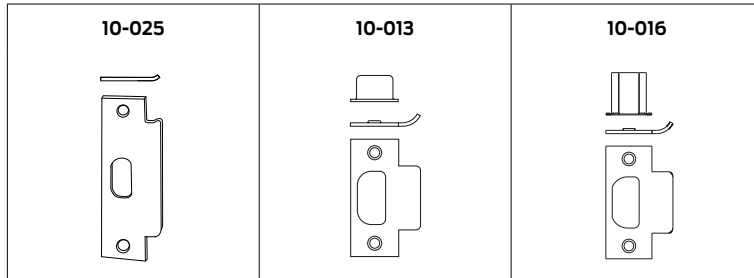
- All latch extensions require reinforcement when used in hollow metal door applications

SPRING LATCH		DEADLATCH		
13-248	14-010	13-247 14-047	14-048 14-028	14-042

LATCHES				
SPRING LATCH				
Default	Faceplate description	Backset	Specify	Price adjustment
▪	Square corner, 1-1/8" x 2-1/4" (no substitutes for HSLR trim)	2-3/4"	13-248	\$0.00
	Square corner, 1-1/8" x 2-1/4"	3-3/4"	14-010	\$29.40
DEADLATCH				
Default	Faceplate description	Backset	Specify	Price adjustment
▪	Square corner, 1-1/8" x 2-1/4" (no substitutes for HSLR trim)	2-3/4"	13-247	\$0.00
	Square corner, 1-1/8" x 2-1/4"	2-3/8"	14-047	\$46.70
	Square corner, 1" x 2-1/4"	2-3/8"	14-048	\$46.70
	Anti-friction fire door latch 3/4" throw, modified latch prep for anti-friction tongue pivot	2-3/4"	14-042	\$410.00
	Square corner, 1-1/8" x 2-1/4"	3-3/4"	14-028	\$29.40

COMPLETE LOCKS STRIKES

Specify on order only if requesting an option other than the default.

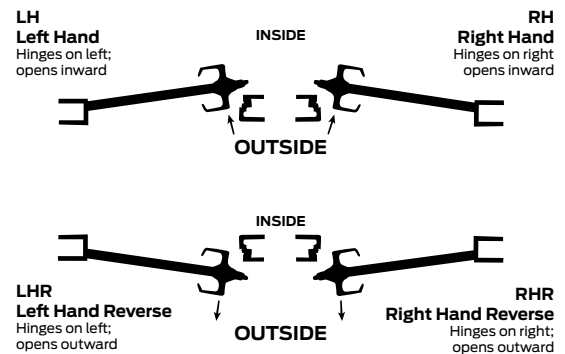


STRIKES					
Default	Description	Lip length	Specify		Price adjustment
			Strike part number	Lip length	
▪	ANSI, no box, 1-1/4" x 4-7/8" (no substitutes for HSLR trim)	1-3/16"	10-025	-	\$0.00
	ANSI, no box, 1-1/4" x 4-7/8" (no substitutes for HSLR trim)	1-3/8"	10-025	LIPI-3/8	\$42.80
	ANSI, no box, 1-1/4" x 4-7/8" (no substitutes for HSLR trim)	1-1/2"	10-025	LIPI-1/2	\$42.80
	Square corner, T-strike, box, 1-1/8" x 2-3/4"	1-1/8"	10-013	LIPI-1/8"	\$0.00
	Square corner, T-strike, box, 1-1/2" x 2-3/4"	1-1/2"	10-013	LIPI-1/2	\$0.00
	Square corner, T-strike, deep box, fire door latch	1-1/8"	10-016	-	\$0.00

COMPLETE LOCKS DOOR DIMENSIONS

DOOR THICKNESS AND EXTENDED

- Standard chassis covers 1-5/8" – 2-1/8" for all functions with the following exceptions: ND85: 1-3/4" – 2"; Indicator trim 1-3/8" – 1-3/4"
- Specify door thickness and extended on order only if different than 1-3/4" thick door
- Extended door ranges are not available for indicator product
- Door thickness should be specified to the nearest 1/8"
- If extended option is not specified (EE/EO/EI), order will be shipped Extended Equal (EE)
- ED chassis need to be ordered via the RFQ process to ensure accuracy - pricing to be provided
- All ND45 extended chassis available through RFQ only



1-3/8" DOORS - ANY FUNCTION*								
Door thickness	Specify	Chassis price adjustment	10-025 ANSI strike options			10-013 T-strike options		Price adjustment
			Strike lip length	Strike part number	Price adjustment	Strike lip length	Strike part number	
1-3/8"	1-3/8"	\$83.10	1-1/8"	10-025-118	\$0.00	1-1/8"	10-013-118	\$0.00



COMPLETE LOCKS

DOOR DIMENSIONS

(EXTENDED-EQUALLY (EE))									
Door thickness	Specify	Chassis price adjustment	10-025 ANSI strike options			10-013 T-strike options			
			Strike lip length	Strike part number	Price adjustment	Strike lip length	Strike part number	Price adjustment	
2-1/4"	214EE	\$706.00	1-3/8"	10-025-138	\$42.80	1-1/2"	10-013-112	\$0.00	
2-3/8"	238EE		1-1/2"	10-025-112		1-1/2"	10-013-112		
2-1/2"	212EE		1-1/2"	10-025-112		1-1/2"	10-013-112		
2-5/8"	258EE		\$242.00	1-3/4"	10-025 - XQ07-351-134	\$242.00	1-3/4"	10-013 - XQ03-494-134	\$242.00
2-3/4"	234EE			1-3/4"	10-025 - XQ07-351-134		1-3/4"	10-013 - XQ03-494-134	
2-7/8"	278EE			1-3/4"	10-025 - XQ07-351-134		1-3/4"	10-013 - XQ03-494-134	
3"	300EE			1-3/4"	10-025 - XQ07-351-134		1-3/4"	10-013 - XQ03-494-134	
3-1/8"	318EE			2"	10-025 - XQ07-351-200		2"	10-013 - XQ03-494-200	
3-1/4"	314EE			2"	10-025 - XQ07-351-200		2"	10-013 - XQ03-494-200	
3-3/8"	338EE			2"	10-025 - XQ07-351-200		2"	10-013 - XQ03-494-200	
3-1/2"	312EE			2"	10-025 - XQ07-351-200		2"	10-013 - XQ03-494-200	
3-5/8"	358EE			2-1/8"	10-025 - XQ07-351-218		2-1/8"	10-013 - XQ03-494-218	
3-3/4"	334EE			2-1/8"	10-025 - XQ07-351-218		2-1/8"	10-013 - XQ03-494-218	
3-7/8"	378EE			2-1/4"	10-025 - XQ07-351-214		2-1/4"	10-013 - XQ03-494-214	
4"	400EE			2-1/4"	10-025 - XQ07-351-214		2-1/4"	10-013 - XQ03-494-214	
4-1/8"	418EE			2-1/2"	10-025 - XQ07-351-212		2-3/8"	10-013 - XQ03-494-238	
4-1/4"	414EE			2-1/2"	10-025 - XQ07-351-212		2-1/2"	10-013 - XQ03-494-212	
4-3/8"	438EE			2-5/8"	10-025 - XQ07-351-258		2-1/2"	10-013 - XQ03-494-212	
4-1/2"	412EE			2-5/8"	10-025 - XQ07-351-258		2-1/2"	10-013 - XQ03-494-212	
4-5/8"	458EE			2-3/4"	10-025 - XQ07-351-234		2-5/8"	10-013 - XQ03-494-258	
4-3/4"	434EE			2-3/4"	10-025 - XQ07-351-234		2-3/4"	10-013 - XQ03-494-234	
4-7/8"	478EE			2-7/8"	10-025 - XQ07-351-278		2-3/4"	10-013 - XQ03-494-234	
5"	500EE			2-7/8"	10-025 - XQ07-351-278		2-7/8"	10-013 - XQ03-494-278	
5-1/8"	518EE			3"	10-025 - XQ07-351-300		2-7/8"	10-013 - XQ03-494-278	
5-1/4"	514EE			3"	10-025 - XQ07-351-300		3"	10-013 - XQ03-494-300	
5-3/8"	538EE			3-1/8"	10-025 - XQ07-351-318		3"	10-013 - XQ03-494-300	
5-1/2"	512EE			3-1/8"	10-025 - XQ07-351-318		3-1/8"	10-013 - XQ03-494-318	
5-5/8"	558EE		3-1/4"	10-025 - XQ07-351-314	3-1/8"	10-013 - XQ03-494-318			
5-3/4"	534EE		3-1/4"	10-025 - XQ07-351-314	3-1/4"	10-013 - XQ03-494-314			
5-7/8"	578EE		3-3/8"	10-025 - XQ07-351-338	3-1/4"	10-013 - XQ03-494-314			
6"	600EE		3-3/8"	10-025 - XQ07-351-338	3-3/8"	10-013 - XQ03-494-318			

When configuring extended chassis locks for a less strike option the product needs to be ordered via LLL in the strike field.

Ordering example ("XQ" strike not used):

- 1) ND10 ATH 626 13-248 10-025 238 EE 112
- 2) ND10 ATH 626 13-248 LLL 238 EE

Pricing example:

\$657.00 (lock price) + \$706.00 (chassis adj.) + \$42.80 (strike adj.)
 \$657.00 (lock price) + \$706.00 (chassis adj.) -\$22.90 (LLL strike)



COMPLETE LOCKS DOOR DIMENSIONS

ALX SERIES

ND SERIES

EXTENDED OUTSIDE (EO) FOR RHR/LHR EXTENDED INSIDE (EI) FOR RH/LH								
Door thickness	Specify	Chassis price adjustment	10-025 ANSI strike options			10-013 T-strike options		
			Strike lip length	Strike part number	Price adjustment	Strike lip length	Strike part number	Price adjustment
2"	200EO or EI	\$356.00	1-3/8"	10-025-138	\$42.80	1-1/2"	10-013-112	\$0.00
2-1/8"	218EO or EI		1-3/8"	10-025-138		1-1/2"	10-013-112	
2-1/4"	214EO or EI		1-5/8"	10-025 - XQ07-351-158	\$242.00	1-5/8"	10-013 - XQ03-494-158	\$242.00
2-3/8"	238EO or EI		1-3/4"	10-025 - XQ07-351-134		1-3/4"	10-013 - XQ03-494-134	
2-1/2"	212EO or EI		1-7/8"	10-025 - XQ07-351-178		1-7/8"	10-013 - XQ03-494-178	
2-5/8"	258EO or EI		2"	10-025 - XQ07-351-200		2"	10-013 - XQ03-494-200	
2-3/4"	234EO or EI		2-1/8"	10-025 - XQ07-351-218		2-1/8"	10-013 - XQ03-494-218	
2-7/8"	278EO or EI		2-1/4"	10-025 - XQ07-351-214		2-1/4"	10-013 - XQ03-494-214	
3"	300EO or EI		2-3/8"	10-025 - XQ07-351-238		2-3/8"	10-013 - XQ03-494-238	
3-1/8"	318EO or EI		2-1/2"	10-025 - XQ07-351-212		2-1/2"	10-013 - XQ03-494-212	
3-1/4"	314EO or EI		2-5/8"	10-025 - XQ07-351-258		2-5/8"	10-013 - XQ03-494-258	
3-3/8"	338EO or EI		2-3/4"	10-025 - XQ07-351-234		2-3/4"	10-013 - XQ03-494-234	
3-1/2"	312EO or EI		2-7/8"	10-025 - XQ07-351-278		2-7/8"	10-013 - XQ03-494-278	
3-5/8"	358EO or EI		3"	10-025 - XQ07-351-300		3"	10-013 - XQ03-494-300	
3-3/4"	334EO or EI		3-1/8"	10-025 - XQ07-351-318		3-1/8"	10-013 - XQ03-494-318	
3-7/8"	378EO or EI		3-1/4"	10-025 - XQ07-351-314		3-1/4"	10-013 - XQ03-494-314	
4"	400EO or EI		3-3/8"	10-025 - XQ07-351-338		3-3/8"	10-013 - XQ03-494-338	
4-1/8"	418EO or EI		3-1/2"	10-025 - XQ07-351-312		3-1/2"	10-013 - XQ03-494-312	
4-1/4"	414EO or EI		3-5/8"	10-025 - XQ07-351-358		3-5/8"	10-013 - XQ03-494-358	
4-3/8"	438EO or EI		3-3/4"	10-025 - XQ07-351-334		3-3/4"	10-013 - XQ03-494-334	
4-1/2"	412EO or EI	3-7/8"	10-025 - XQ07-351-378	3-7/8"		10-013 - XQ03-494-378		
4-5/8"	458EO or EI	4"	10-025 - XQ07-351-400	4"		10-013 - XQ03-494-400		
4-3/4"	434EO or EI	4-1/8"	10-025 - XQ07-351-418	4-1/8"	10-013 - XQ03-494-418			
4-7/8"	478EO or EI	4-1/4"	10-025 - XQ07-351-414	4-1/4"	10-013 - XQ03-494-414			
5"	500EO or EI	4-3/8"	10-025 - XQ07-351-438	4-3/8"	10-013 - XQ03-494-438			
5-1/8"	518EO or EI	4-1/2"	10-025 - XQ07-351-412	4-1/2"	10-013 - XQ03-494-412			
5-1/4"	514EO or EI	4-5/8"	10-025 - XQ07-351-458	4-5/8"	10-013 - XQ03-494-458			
5-3/8"	538EO or EI	4-3/4"	10-025 - XQ07-351-434	4-3/4"	10-013 - XQ03-494-434			
5-1/2"	512EO or EI	4-7/8"	10-025 - XQ07-351-478	4-7/8"	10-013 - XQ03-494-478			
5-5/8"	558EO or EI	5"	10-025 - XQ07-351-500	5"	10-013 - XQ03-494-500			
5-3/4"	534EO or EI	5-1/8"	10-025 - XQ07-351-518	5-1/8"	10-013 - XQ03-494-518			
5-7/8"	578EO or EI	5-1/4"	10-025 - XQ07-351-514	5-1/4"	10-013 - XQ03-494-514			
6"	600EO or EI	5-3/8"	10-025 - XQ07-351-538	5-3/8"	10-013 - XQ03-494-538			

When configuring extended chassis locks for a less strike options the product needs to be ordered via LLL in the strike field.

Ordering example ("XQ" strike used):

- 1) ND70 RHO 626 13-247 10-025 234 EI 218
- 2) ND70 RHO 626 13-247 LLL 234 EI

Pricing example:

- 1) \$896.00 (lock price) + \$356.00 (chassis adj.) + \$242.00 (strike adj.)
- 2) \$896.00 (lock price) + \$356.00 (chassis adj.) - \$22.90 (LLL strike)



COMPLETE LOCKS

DOOR DIMENSIONS

EXTENDED OUTSIDE (EO) FOR RH/LH EXTENDED INSIDE (EI) FOR RHR/LHR								
Door thickness	Specify	Chassis price adjustment	10-025 ANSI strike options			10-013 T-strike options		
			Strike lip length	Strike part number	Price adjustment	Strike lip length	Strike part number	Price adjustment
2-1/8"	218EO or EI	\$356.00	1-3/16"	10-025	\$0.00	1-1/8"	10-013	\$0.00
2-1/4"	214EO or EI		1-3/16"	10-025		1-1/8"	10-013	
2-3/8"	238EO or EI		1-3/16"	10-025		1-1/8"	10-013	
2-1/2"	212EO or EI		1-3/16"	10-025		1-1/8"	10-013	
2-5/8"	258EO or EI		1-3/16"	10-025		1-1/8"	10-013	
2-3/4"	234EO or EI		1-3/16"	10-025		1-1/8"	10-013	
2-7/8"	278EO or EI		1-3/16"	10-025		1-1/8"	10-013	
3"	300EO or EI		1-3/16"	10-025		1-1/8"	10-013	
3-1/8"	318EO or EI		1-3/16"	10-025		1-1/8"	10-013	
3-1/4"	314EO or EI		1-3/16"	10-025		1-1/8"	10-013	
3-3/8"	338EO or EI		1-3/16"	10-025		1-1/8"	10-013	
3-1/2"	312EO or EI		1-3/16"	10-025		1-1/8"	10-013	
3-5/8"	358EO or EI		1-3/16"	10-025		1-1/8"	10-013	
3-3/4"	334EO or EI		1-3/16"	10-025		1-1/8"	10-013	
3-7/8"	378EO or EI		1-3/16"	10-025		1-1/8"	10-013	
4"	400EO or EI		1-3/16"	10-025		1-1/8"	10-013	
4-1/8"	418EO or EI		1-3/16"	10-025		1-1/8"	10-013	
4-1/4"	414EO or EI		1-3/16"	10-025		1-1/8"	10-013	
4-3/8"	438EO or EI		1-3/16"	10-025		1-1/8"	10-013	
4-1/2"	412EO or EI		1-3/16"	10-025		1-1/8"	10-013	
4-5/8"	458EO or EI		1-3/16"	10-025		1-1/8"	10-013	
4-3/4"	434EO or EI		1-3/16"	10-025		1-1/8"	10-013	
4-7/8"	478EO or EI		1-3/16"	10-025		1-1/8"	10-013	
5"	500EO or EI		1-3/16"	10-025		1-1/8"	10-013	
5-1/8"	518EO or EI		1-3/16"	10-025		1-1/8"	10-013	
5-1/4"	514EO or EI		1-3/16"	10-025		1-1/8"	10-013	
5-3/8"	538EO or EI		1-3/16"	10-025		1-1/8"	10-013	
5-1/2"	512EO or EI		1-3/16"	10-025		1-1/8"	10-013	
5-5/8"	558EO or EI		1-3/16"	10-025		1-1/8"	10-013	
5-3/4"	534EO or EI		1-3/16"	10-025		1-1/8"	10-013	
5-7/8"	578EO or EI	1-3/16"	10-025	1-1/8"	10-013			
6"	600EO or EI	1-3/16"	10-025	1-1/8"	10-013			

When configuring extended chassis locks for a standard strike or simply a less strike options the product needs to be ordered via LLL in the strike field. If needed the standard strikes must be ordered on a separate line.

Ordering example (when standard strike is needed):

- 1) ND80 LAT 626 13-247 LLL 312 EO
- 2) 10-025

Pricing example:

- 1) \$896.00 (lock price) + \$356.00 (chassis adj.) - \$22.90 (LLL strike)
- 2) \$21.80



COMPLETE LOCKS

OPTIONS

LATCH EXTENSION			
Description	Specify	Price adjustment	
5" - Backset extension link - requires reinforcement when used in hollow metal door applications; backset link must be used with 2-3/4" backset latches	43-005	\$49.90	
BOX FOR ANSI STRIKE			
Description	Specify	Price adjustment	
Plastic dust box for ANSI strike - finish not required	K510-066	\$0.00	
PACK CYLINDERS LOOSE			
Description	Specify	Price adjustment	
Pack cylinders loose in box	PCL	\$0.00	
INSTRUCTION ROSE			
<ul style="list-style-type: none"> Intended for the inside rose on double cylinder applications Available in 626 only - other finishes receive a standard rose 78 and 98 - Standard option - Lock adjustment does not apply; standard rose is available 60 and 93 - Optional - Lock adjustment does apply 			
Available for functions	Description	Specify	Price adjustment
ND60, ND93	Instruction Rose - Rhodes	XN12-035	\$36.50
ND60, ND93	Instruction Rose - Omega	XN12-045	\$36.50
BREAK-AWAY LEVER			
EXTERIOR LEVERS			
Available for functions	Description	Specify	Price adjustment
ND12, ND12EL/EU, ND30, ND50, ND53, ND60, ND60 with XN12-001, ND66, ND70, ND72, ND73, ND80, ND80EL/EU, ND82, ND91, ND92, ND93, ND94, ND96, ND96EL/EU, ND97	Break-away lever, Rhodes KIL (P, L, C, Z)	XN13-052 ☒	\$529.00
	Break-away lever - Rhodes FSIC (R, J, T)	XN13-054 ☒	\$529.00
	Break-away lever - Rhodes SFIC (B, BDC, G, H)	XN13-053 ☒	\$529.00
	Break-away lever - Rhodes Closed	XN13-145 ☒	\$529.00
INTERIOR LEVERS			
Lock(s) are ordered Less lever for the interior lever and break-away lever(s) are ordered separately.			
Available for functions	Description	Specify	Price adjustment
ND66, ND70X80, ND72, ND82	Break-away lever, Rhodes KIL (P, L, C, Z)	XN13-052 ☒	\$529.00
	Break-away lever - Rhodes FSIC (R, J, T)	XN13-054 ☒	\$529.00
	Break-away lever - Rhodes SFIC (B, BDC, G, H)	XN13-053 ☒	\$529.00
	Break-away lever - Rhodes Closed	XN13-145 ☒	\$529.00

☒ Extended lead time

COMPLETE LOCKS

OPTIONS

SPECIAL OPTIONS			
Description		Specify	Price adjustment
Lead lining (not available on ND25, ND25x70, ND25x80, ND30, ND45, ND60, ND70x80, ND72 and ND170 functions)		XN12-307	\$957.00
SCREW OPTIONS			
Description		Specify	Price adjustment
Standard screws		SCRSTD	\$0.00
Tamper resistant Torx® screws for latch and strike		TORX	\$32.30
REQUEST TO EXIT			
Available for functions	Description	Specify	Price adjustment
ND10, ND12, ND12EL/EU, ND80, ND80EL/EU, ND81, ND96, and ND96EL/EU	Request to Exit. Ready to be used in a Normally Open or Normally Closed application.	RX	\$105.00
ND10, ND12, ND12EL/EU, ND80, ND80EL/EU, ND96, and ND96EL/EU	Adding Allegion Connect to RX product	CON	\$0.00
BUY AMERICA ACT			
Description		Specify	Price adjustment
Buy America Act Compliant		BAA	\$25.00

⚠ Extended lead time

COMPLETE LOCKS

LESS COMPONENTS

Deductions are applied to complete lock prices. When requesting a product “Less (LLL)” any attribute, the entire detailed ACN must be provided. Less lock components not available for HSLR trim.

LOCKS LESS COMPONENTS		
Description	Specify	Price adjustment
Less each lever	LLL	-\$33.10
Less each rose or turn	LLL	-\$14.10
Less spring latch	LLL	-\$130.00

LOCKS LESS COMPONENTS		
Description	Specify	Price adjustment
Less deadlatch	LLL	-\$130.00
Less strike	LLL	-\$22.90

COMPLETE LOCKS KEYING

Specify on order only if requesting an option other than the default. Control keys are not furnished with locks and must be purchased separately. See [Keys section](#) at the back of this book.

For complete details on cylinders, tailpieces, keying and keys, see the [Cylinders](#) and [Keys](#) sections at the back of this book.

KEYING		Default	Optional	Default	Optional	Default	Optional	Default	Optional	Default	Optional	Default	Optional
Specify	Description	P6	P	Z	R	T	M	G	H				
KD	Keyed different	▪	▪										
KA-OBIT	Keyed alike 0 bitted		▪	▪									
KA-IBIT	Keyed alike 1 bitted				▪								
KAGRP	Keyed alike by group		▪	▪		▪							
KAQTY	Keyed alike by qty		▪	▪									
KEYSPECIFIC	Keyed alike to specific combination (Keys must be ordered separately)		▪	▪		▪							
MK	Master keyed		▪	▪	▪	▪		▪	▪				
SPLIT	Split key construction keyed		▪										
RCK	Lost ball construction keyed			▪									
RMK	Residential master keyed			▪									
RCK/RMK	Lost ball construction keyed and res. master keyed			▪									
ICC	FSIC construction keyed, (default)					▪							
ICA	FSIC construction keyed, (if specified)						▪						
ICB	FSIC construction keyed, (if specified)						▪						
BRN	SFIC construction keyed, Brown (default)												▪
GRN	SFIC construction keyed, Green (if specified)												▪

KEYWAY											
Specify keyway	Keyway family	Default keyway		P6	P	Z	R	T	M	G	H
		Non-masterkeyed	Masterkeyed								
[]	Everest 29 S (Open) Default if not specified	S123	S145	▪			▪				
[]	Obverse (Open)	C	E	▪	▪		▪	▪			
[]	Everest C (Open)	C123	C145	▪			▪				
[]	Everest D (Restricted)	D123	D145	▪			▪				
[]	Everest 29 T (Restricted)	T123	T145	▪			▪				
[]	Quad (Restricted)	Customer directed		▪			▪				
[]	Numbered (Restricted)	Customer directed		▪			▪				
[]	Reverse (Restricted)	Customer directed		▪			▪				
[]	Everest B (Restricted)	N/A	B125			▪			▪	▪	
[]	Everest 29 R (Restricted)	N/A	R125			▪			▪	▪	
[]	Best	A	N/A								▪

For a complete list of keying related charges, see the [Cylinders](#) and [Keys](#) sections at the back of this book.
Keys must be ordered separately for all construction keyed options.

UPGRADE KITS

SCHOOL UPGRADE KITS

CLASSROOM TO CORRIDOR				
Description	Specify			Price
	Part number	Lever design	Finish	
Kit, ND70 to 73 conversion	40-300	.[Lever]	.[Finish]	\$153.00
Kit, ND94 to 97 conversion	40-309	.[Lever]	.[Finish]	\$233.00
CLASSROOM/CLASSROOM SECURITY TO ENTRANCE/STOREROOM				
Description	Specify			Price
	Part number	Lever design	Finish	
Kit, ND70, ND94 to ND50 conversion	40-325	.[Lever]	.[Finish]	\$153.00
Kit, ND70, 94 to ND80 conversion	40-327	.[Lever]	.[Finish]	\$153.00
Kit, ND70, ND94 to ND91 conversion	40-332	.[Lever]	.[Finish]	\$233.00
Kit, ND70, ND94 to ND96 conversion	40-328	.[Lever]	.[Finish]	\$233.00

⌘ Extended lead time

UPGRADE KITS

INDICATOR UPGRADE KITS

- Reuse levers, cylinders/tailpieces, spring cages, the latch and strike from the lock being converted.
- ND75 and ND95 functions can also be converted using the ND78/98 kit.
- Offered in 626 finish only. If you have other finish needs, contact your local sales rep for assistance.

	Kit Includes					Specify	Price
	Indicator chassis	Indicator mechanism	Escutcheon assembly	Ext. Lever turn	Plgr/button assembly		
PRIVACY							
ND40 Upgrade kit	▪	▪	▪	▪	▪	40-800-40 626 OS-OCC	\$609.00
ND44 Upgrade kit	▪	▪	▪	▪	▪	40-800-44 626 OS-OCC	\$609.00
ENTRANCE							
ND50 Upgrade kit	▪	▪	▪		▪	40-800-50 626 IS-LOC	\$699.00
ND53 Upgrade kit	▪	▪	▪		▪	40-800-53 626 IS-LOC	\$699.00
ND91 Upgrade kit	▪	▪	▪		▪	40-800-91 626 IS-LOC	\$782.00
ND92 Upgrade kit	▪	▪	▪		▪	40-800-92 626 IS-LOC	\$782.00
ENTRANCE							
ND78 Upgrade kit	▪	▪	▪			40-800-78 626 IS-CRS	\$808.00
ND98 Upgrade kit	▪	▪	▪			40-800-98 626 IS-CRS	\$891.00

Note: if you have conversion needs not listed here, contact your local sales rep for assistance.

PARTS

LEVERS	Available finishes													
	605	606	609	612	613	619	622	625	626	629	630	643e	626AM	630AM
	▪	▪	N/A	▪	▪	▪	▪	▪	▪	N/A	N/A	▪	▪	N/A

PRODUCTS AFTER FEBRUARY 2017

Description	Specify			Price each
	Part number	Lever design	Finish	
Lever - Closed; ATH, RHO, SPA, TLR, OME	03-230	.[Lever]	.[Finish]	\$206.00
Lever - Closed, BRK	47258044	-	.[Finish]	\$206.00
Tactile lever - Closed; BRK	47260554	-	.[Finish]	\$276.00
Lever - Closed; BRW	47258043	-	.[Finish]	\$206.00
Tactile lever - Closed; BRW	47260553	-	.[Finish]	\$276.00
Lever - Closed; LAT	47258045	-	.[Finish]	\$206.00
Tactile lever - Closed; LAT	47260555	-	.[Finish]	\$276.00
Lever - Closed; LON	47258046	-	.[Finish]	\$206.00
Tactile lever - Closed; LON	47260556	-	.[Finish]	\$276.00
Lever - Push or Push and Turn Button; ATH, RHO, SPA, TLR, OME	03-233	.[Lever]	.[Finish]	\$206.00
Lever - Push or Push and Turn Button; BRK	47258056	-	.[Finish]	\$206.00
Tactile lever - Push or Push and Turn Button; BRK	47260542	-	.[Finish]	\$276.00
Lever - Push or Push and Turn Button; BRW	47258055	-	.[Finish]	\$206.00
Tactile lever - Push or Push and Turn Button; BRW	47260541	-	.[Finish]	\$276.00
Lever - Push or Push and Turn Button; LAT	47258057	-	.[Finish]	\$206.00
Tactile lever - Push or Push and Turn Button; LAT	47260543	-	.[Finish]	\$276.00
Lever - Push or Push and Turn Button; LON	47258058	-	.[Finish]	\$206.00
Tactile lever - Push or Push and Turn Button; LON	47260544	-	.[Finish]	\$276.00
Lever - Cylinder - Schlage KIL (P, L, C, Z); ATH, RHO, SPA, TLR, OME	03-231	.[Lever]	.[Finish]	\$206.00
Lever - Cylinder - Schlage KIL (P, L, C, Z); BRK	47258048	-	.[Finish]	\$206.00
Tactile lever - Cylinder - Schlage KIL (P, L, C, Z); BRK	47260550	-	.[Finish]	\$276.00
Lever - Cylinder - Schlage KIL (P, L, C, Z); BRW	47258047	-	.[Finish]	\$206.00
Tactile lever - Cylinder - Schlage KIL (P, L, C, Z); BRW	47260549	-	.[Finish]	\$276.00
Lever - Cylinder - Schlage KIL (P, L, C, Z); LAT	47258049	-	.[Finish]	\$206.00
Tactile lever - Cylinder - Schlage KIL (P, L, C, Z); LAT	47260551	-	.[Finish]	\$276.00
Lever - Cylinder - Schlage KIL (P, L, C, Z); LON	47258050	-	.[Finish]	\$206.00
Tactile lever - Cylinder - Schlage KIL (P, L, C, Z); LON	47260552	-	.[Finish]	\$276.00
Lever - Cylinder - Schlage FSIC (R, J, T); ATH, RHO, SPA, TLR, OME	03-232	.[Lever]	.[Finish]	\$206.00
Lever - Cylinder - Schlage FSIC (R, J, T); BRK	47258052	-	.[Finish]	\$206.00
Tactile lever - Cylinder - Schlage FSIC (R, J, T); BRK	47260546	-	.[Finish]	\$276.00
Lever - Cylinder - Schlage FSIC (R, J, T); BRW	47258051	-	.[Finish]	\$206.00
Tactile lever - Cylinder - Schlage FSIC (R, J, T); BRW	47260545	-	.[Finish]	\$276.00
Lever - Cylinder - Schlage FSIC (R, J, T); LAT	47258053	-	.[Finish]	\$206.00
Tactile lever - Cylinder - Schlage FSIC (R, J, T); LAT	47260547	-	.[Finish]	\$276.00
Lever - Cylinder - Schlage FSIC (R, J, T); LON	47258054	-	.[Finish]	\$206.00
Tactile lever - Cylinder - Schlage FSIC (R, J, T); LON	47260548	-	.[Finish]	\$276.00
Lever - Cylinder - Schlage SFIC (B, BDC, G, H); ATH, RHO, SPA, TLR, OME	03-200	.[Lever]	.[Finish]	\$206.00
Lever - Cylinder - Schlage SFIC (B, BDC, G, H); BRK	47258040	-	.[Finish]	\$206.00

PARTS

LEVERS	Available finishes													
	605	606	609	612	613	619	622	625	626	629	630	643e	626AM	630AM
	▪	▪	N/A	▪	▪	▪	▪	▪	▪	N/A	N/A	▪	▪	N/A

PRODUCTS AFTER FEBRUARY 2017				
Description	Specify			Price each
	Part number	Lever design	Finish	
Lever - Cylinder - Schlage SFIC (B, BDC, G, H); BRW	47258039	-	.[Finish]	\$206.00
Lever - Cylinder - Schlage SFIC (B, BDC, G, H); LAT	47258041	-	.[Finish]	\$206.00
Lever - Cylinder - Schlage SFIC (B, BDC, G, H); LON	47258042	-	.[Finish]	\$206.00
Tactile lever - Cylinder - Schlage SFIC (B, BDC, G, H); BRK	47260538	-	.[Finish]	\$276.00
Tactile lever - Cylinder - Schlage SFIC (B, BDC, G, H); BRW	47260537	-	.[Finish]	\$276.00
Tactile lever - Cylinder - Schlage SFIC (B, BDC, G, H); LAT	47260539	-	.[Finish]	\$276.00
Tactile lever - Cylinder - Schlage SFIC (B, BDC, G, H); LON	47260540	-	.[Finish]	\$276.00
Lever - Cylinder - CR KIL (L-CO); ATH, RHO, SPA, TLR	03-234	.[Lever]	.[Finish]	\$379.00
Lever - Cylinder - CR FSIC (J-CO6); ATH, RHO, SPA, TLR	03-266	.[Lever]	.[Finish]	\$379.00
Lever - Cylinder - CR 7-pin FSIC (J-CO7); RHO	03-235	-	.[Finish]	\$379.00
Lever - Cylinder - Medeco 31 (J-YA6); ATH, RHO, SPA, TLR	03-255	.[Lever]	.[Finish]	\$379.00
Lever - Cylinder - Medeco 32 (J-ME); ATH, RHO, SPA, TLR	03-237	.[Lever]	.[Finish]	\$379.00
Lever - Cylinder - Sargent KIL (L-SA); ATH, RHO, SPA, TLR	03-244	.[Lever]	.[Finish]	\$379.00
Lever - Cylinder - Sargent FSIC (J-SA); ATH, RHO, SPA, TLR	03-277	.[Lever]	.[Finish]	\$379.00
Lever - Cylinder - Yale FSIC (J-YA6); ATH, RHO, SPA, TLR	03-255	.[Lever]	.[Finish]	\$379.00
Lever - Cylinder - Yale 7-pin FSIC (J-YA7); RHO	03-236	-	.[Finish]	\$379.00

SPRING CAGES		
PRODUCTS AFTER FEBRUARY 2017		
Description	Specify	Price each
Springcage and Lever Catch Assembly - Outside Standard (P, L, C, Z, R, J, T, B, BDC, G, H, L-SAR, L-CO, J-CO6, J-SA, J-CO7)	N523-218	\$105.00
Springcage and Lever Catch Assembly - Inside with Cylinder (P, L, C, Z, R, J, T, B, BDC, G, H, L-SA, L-CO, J-CO6, J-SA, J-CO7)	N523-222	\$105.00
Springcage and Lever Catch Assembly - Outside Competitor Cores (J-YA6, J-YA7, J-ME)	N523-224	\$217.00
Springcage and Lever Catch Assembly - Inside Competitor Cores (J-YA6, J-YA7, J-ME)	N523-225	\$217.00
Springcage and Lever Catch Assembly - Inside Less Cylinder	N523-221	\$73.50
Springcage and Lever Catch Assembly - Dummy Function	N523-223	\$180.00
Single Dummy spring cage	47268754	\$72.50
Double Dummy outside spring cage	47268755	\$72.50
Single Dummy inside spring cage	47268756	\$72.50

PARTS

Description	Specify						Price each
	Part number	Function	Lever	Finish	Core (if applicable)		
Outside Spring Cage / Lever Conversion Kit	40-400	.[Function]	.[Lever]	.[Finish]	.[Core]		\$330.00
Inside Spring Cage / Lever Conversion Kit	40-600	.[Function]	.[Lever]	.[Finish]	.[Core]		\$330.00

Description	Specify			Price each
	Part number	Rose design	Finish	
Outside / Inside Rose - RHO OME	03-042	.[Design]	.[Finish]	\$156.00
Blank Plate, ND25 (not available in 626AM)	N523-002	-	.[Finish]	\$160.00
ND60/ND93 Instruction Rose - Rhodes (626 only)	XN12-035	-	-	\$192.00
ND60/ND93 Instruction Rose - Omega (626 only)	XN12-045	-	-	\$192.00
ND78/ND98 Instruction Rose - Rhodes (626 only)	47342586	-	-	\$190.00

Description	Specify		Price each
	Part number	Finish	
Emergency Button and Plunger (ND40 outside)	N123-034	.[Finish]	\$105.00
Emergency Turn Button and Plunger (ND44 outside)	N123-084	.[Finish]	\$195.00
Button - Push (ND30, ND40, ND44, ND50, ND73, ND91, ND97)	N523-209	.[Finish]	\$14.70
Button - Push and Turn Button (ND53, ND92)	N523-210	.[Finish]	\$28.10
Button - Push (ND85)	N523-211	.[Finish]	\$16.80
Push and Turn Plunger Bar (ND53, ND91)	N123-085	-	\$18.90
Push Button Plunger Bar (ND30, ND40, ND44, ND50, ND73, ND91, ND97)	N123-086	-	\$20.80
Push Button Plunger Bar (ND85)	N123-087	-	\$18.40

PARTS

LATCHES/RELATED COMPONENTS	Available finishes													
	605	606	609	612	613	619	622	625	626	629	630	643e	626AM	630AM
	▪	▪	N/A	▪	▪	▪	▪	▪	▪	N/A	N/A	▪	N/A	N/A
SPRING LATCH														
Description	Specify		Price each											
	Part number	Finish												
2-3/4" - Square corner, 1-1/8" x 2-1/4"	13-248	.[Finish]	\$130.00											
3-3/4" - Square corner, 1-1/8" x 2-1/4"	14-010	.[Finish]	\$159.00											
DEADLATCH														
Description	Specify		Price each											
	Part number	Finish												
2-3/8" - Square corner, 1-1/8" x 2-1/4"	14-047	.[Finish]	\$83.70											
2-3/8" - Square corner, 1" x 2-1/4"	14-048	.[Finish]	\$83.70											
2-3/4" - Square corner, 1-1/8" x 2-1/4"	13-247	.[Finish]	\$130.00											
2-3/4" - Anti-friction Fire Door Latch 1" Square corner, 1-1/8" x 2-1/4", 3/4" Throw	14-042	.[Finish]	\$536.00											
3-3/4" - Square corner, 1-1/8" x 2-1/4"	14-028	.[Finish]	\$159.00											
5" - Backset extension link - requires reinforcement when used in hollow metal door applications; backset link must be used with 2-3/4" backset latches	43-005	-	\$49.40											
Rabbeted latch and strike kit - adapts square corner latches and 2-3/4" high square corner strikes to 1/2" rabbeted door and frame preparations. (Available in 626 and 605)	39-030	.[Finish]	\$86.50											

STRIKES	Available finishes													
	605	606	609	612	613	619	622	625	626	629	630	643e	626AM	630AM
	▪	▪	N/A	▪	▪	▪	▪	▪	▪	N/A	N/A	▪	N/A	N/A
Description	Specify		Price each											
	Part number	Finish												
1-1/8" - Square corner, T-strike, box, 1-1/8" x 2-3/4"	10-013-118	.[Finish]	\$23.10											
1-1/2" - Square corner, T-strike, box, 1-1/8" x 2-3/4"	10-013-112	.[Finish]	\$23.10											
1-1/8" - Square corner, T-strike, deep box, 1-1/8" x 2-3/4" 1-1/8" ; Use with fire door latch	10-016	.[Finish]	\$23.10											
1-3/16" - ANSI, no box, 1-1/4" x 4-7/8"	10-025-1316	.[Finish]	\$23.10											
1-3/8" - ANSI, no box, 1-1/4" x 4-7/8"	10-025-138	.[Finish]	\$66.40											
1-1/2" - ANSI, no box, 1-1/4" x 4-7/8"	10-025-112	.[Finish]	\$66.40											
Box for ANSI strike	K510-066	-	\$10.20											

CHASSIS KITS				
Function	Function description	Part description	Specify	Price each
ND10	Passage latch	24088254 ND10 Chassis only	S00031721271-KIT	\$142.00
ND10 RX	Passage latch	24088429 ND10RX Chassis only	S00031769709-KIT	\$286.00
ND12	Exit lock	24088262 ND12/80 Chassis only	47767725-KIT	\$160.00
ND12EL	Electrically locked exit lock	63-180 ND12/80EL Chassis only	S00033868134-KIT	\$656.00
ND12EL RX	Electrically locked exit lock	63-184 ND12/80EL RX Chassis only	S00033868172-KIT	\$718.00
ND12EU	Electrically unlocked exit lock	63-181 ND12/80EU Chassis only	S00033868141-KIT	\$656.00
ND12EU RX	Electrically unlocked exit lock	63-185 ND12/80EU RX Chassis only	S00033868189-KIT	\$718.00
ND25	Exit lock	24088296 ND25 Chassis only	S00031721394-KIT	\$90.00
ND25X70	Classroom exit lock	24088213 ND25X70 Chassis only	S00031720557-KIT	\$111.00



EXAMPLE:
ND10 PASSAGE LATCH
 Kit # S00031721271-KIT

INCLUDES			
1	Slide spring	29	Slide
6	Chassis screw	30	Slide clip
23	Outside housing	37	Adjustment plate
24	Inside hub	38	Spindles
		52	Gauge insert
		53	Insert, inside hub

PARTS

CHASSIS KITS				
Function	Function description	Part description	Specify	Price each
ND25X80	Storeroom exit lock	24088221 ND25X80 Chassis only	S00031720946-KIT	\$112.00
ND30	Patio lock	24088304 ND30/40/44 Chassis only	S00031733663-KIT	\$227.00
ND40	Bath/Bedroom privacy lock	24088304 ND30/40/44 Chassis only	S00031733663-KIT	\$227.00
ND44	Hospital privacy lock	24088304 ND30/40/44 Chassis only	S00031733663-KIT	\$227.00
ND45	Time out lock	24210718 ND45 Chassis only	S00031969024-KIT	\$156.00
ND50	Entrance/office lock	24088247 ND50/53 Chassis only	S00031721097-KIT	\$158.00
ND53	Entrance lock	24088247 ND50/53 Chassis only	S00031721097-KIT	\$158.00
ND60	Vestibule with closed outside lever	24088320 ND60/XN12-001 Chassis only	S00031733762-KIT	\$162.00
ND66	Store lock	24088338 ND66 Chassis only	S00031733793-KIT	\$356.00
ND70	Classroom lock	24088346 ND70 Chassis only	S00031733809-KIT	\$148.00
ND70X80	Classroom by storeroom lock	24088239 ND70X80 Chassis only	S00031720984-KIT	\$144.00
ND72	Communicating lock	24088197 ND72 XN12-002 Chassis only	S00031720328-KIT	\$141.00
ND73	Corridor lock	24088353 ND73 Chassis only	S00031733830-KIT	\$122.00
ND75	Classroom security lock - 360° key rotation	24088163 ND75 Chassis only	S00031719902-KIT	\$334.00
ND78	Classroom security lock - 180° key rotation	47277080 ND78 Chassis only	47277080-KIT	\$331.00
ND80	Storeroom lock	24088262 ND12/80 Chassis only	47767725-KIT	\$160.00
ND80EL	Electrically locked storeroom lock	63-180 ND12/80EL Chassis only	S00033868134-KIT	\$656.00
ND80EL RX	Electrically locked storeroom lock	63-184 ND12/80EL RX Chassis only	S00033868172-KIT	\$718.00
ND80EU	Electrically unlocked storeroom lock	63-181 ND12/80EU Chassis only	S00033868141-KIT	\$656.00
ND80EU RX	Electrically unlocked storeroom lock	63-185 ND12/80EU RX Chassis only	S00033868189-KIT	\$718.00
ND81	Accessible storeroom lock	47282775 ND81 Chassis only	S00035893271-KIT	\$160.00
ND82	Institution lock	24088361 ND82 Chassis only	S00031733847-KIT	\$148.00
ND85	Faculty restroom lock	24088411 ND85 Chassis only	S00031733977-KIT	\$161.00
Vandlgard				
ND72	Communicating lock	24088209 ND72 XN12-003 Chassis only	S00031720458-KIT	\$222.00
ND91	Entrance/office lock	24088379 ND91/92 Chassis only	S00031733861-KIT	\$242.00
ND92	Entrance lock	24088379 ND91/92 Chassis only	S00031733861-KIT	\$242.00
ND93	Vestibule lock	24088387 ND93 Chassis only	S00031733878-KIT	\$249.00
ND94	Classroom lock	24088395 ND94 Chassis only	S00031733892-KIT	\$234.00
ND95	Classroom security lock - 360° key rotation	24088171 ND95 Chassis only	S00031720168-KIT	\$416.00
ND96	Storeroom lock	24088403 ND96 Chassis only	S00031733922-KIT	\$246.00
ND96EL	Electrically locked storeroom lock	63-182 ND96EL Chassis only	S00033868158-KIT	\$741.00
ND96EL RX	Electrically locked storeroom lock	63-186 ND96EL RX Chassis only	S00033868196-KIT	\$802.00
ND96EU	Electrically unlocked storeroom lock	63-183 ND96EU Chassis only	S00033868165-KIT	\$741.00
ND96EU RX	Electrically unlocked storeroom lock	63-187 ND96EU RX Chassis only	S00033868202-KIT	\$802.00
ND97	Corridor lock	24088189 ND97 Chassis only	S00031720281-KIT	\$208.00
ND98	Classroom security lock - 180° key rotation	47277079 ND98 Chassis only	47277079-KIT	\$412.00

ALX SERIES

ND SERIES

PARTS

KEYCAM ASSEMBLIES		
Description	Specify	Price each
Electrified Keycam Assembly (Motor) - ND12EL/EU, ND80EL/EU, and ND96EL/EU	N223-066	\$53.70
Keycam Assembly ND40, ND44	N123-045	\$10.80
Keycam Assembly ND50, ND53, ND60	N123-007	\$25.40
Keycam Assembly ND73, ND70, ND72, ND25x70, ND70x80 Outside	N123-010	\$25.50
Keycam Assembly ND75, ND95 Inside	N123-059	\$111.00
Keycam Assembly ND82, ND12, ND80, ND25x80, ND70x80 Inside	N123-008	\$30.90
Keycam Assembly ND81	N123-094	\$30.90
Keycam Assembly ND85	N123-055	\$149.00
Keycam Assembly ND91, ND92, ND93 (outside)	N123-011	\$35.00
Keycam Assembly ND94	N123-012	\$35.00
Keycam Assembly ND95 Outside	N123-098	\$149.00
Keycam Assembly ND96	N123-013	\$28.60
Keycam assembly ND97	N123-097	\$29.00
Cam pin for ND60 and ND93	N523-065	\$8.00
Cam for inside ND60 and inside ND93	N523-066	\$85.50
Keycam Assembly ND66 Outside and Inside, and ND75 Outside	N123-076	\$144.00

SLIDE/RELATED COMPONENTS		
Description	Specify	Price each
Slide Spring	C503-019	\$10.00
Slide Catch Restoring	C604-187	\$0.40
Slide Catch Non-restoring	C604-188	\$11.00
Slide Catch Spring	C604-191	\$11.00
Slide Clip	N523-025	\$6.50
Slide (previous part number was N523-024)	N523-149	\$32.20

SPINDLES		
Description	Specify	Price each
Outside Spindle	N523-013	\$18.20
Outside Electrified Spindle	N523-019	\$17.90
Inside Spindle	N523-177	\$5.80

ELECTRIFIED CHASSIS COMPONENTS		
Description	Specify	Price each
Outside Electrified Housing	24088551	\$18.90
Inside Electrified Hub	N623-017	\$10.50
Motor Assembly Non-Vandlgard	N223-062	\$468.00
Motor Assembly Vandlgard	N223-063	\$517.00
Anti-rotation plate - RX product	N523-131	\$13.00
RX Switch	N523-194	\$92.70
RX Upgrade Kit	N123-062	\$106.00

PARTS

MISCELLANEOUS CHASSIS COMPONENTS		
Description	Specify	Price each
Plunger Spring (order in multiples of 50)	C503-331	\$0.20
Outside Housing	24088544	\$17.80
Inside Hub for all Non-electrified functions except the ND66 and ND82	24085037	\$7.80
Inside Hub for ND66 and ND82 Functions	24085060	\$7.80
Emergency cylinder for ND40 and ND44 functions	N523-020	\$8.30
Catch stop	N523-041	\$8.20
Adjustment Plate	N523-054	\$8.20
Anti-rotation plate	N523-055	\$8.20
Plunger Sleeve for ND60 and ND93	N523-063	\$5.90
Plunger for ND60 and ND93	N523-064	\$20.60
Plunger Bar for ND66, ND75, and ND95	N523-067	\$5.90
Dummy Insert for ND170	N523-069	\$20.60
Chassis Assembly - exterior 170	47268754	\$72.50
Chassis Assembly - exterior 172	47268755	\$72.50
Chassis Assembly - interior 172	47268756	\$72.50

SPECIAL PARTS	Available finishes													
	605	606	609	612	613	619	622	625	626	629	630	643e	626AM	630AM
	▪	▪	N/A	▪	▪	▪	▪	▪	▪	N/A	N/A	▪	N/A	N/A
Description	Specify			Part number		Finish		Lip length		Price each				
10-013 Strike, 7/8" flat lip	XQ02-309	[Finish]	[Lip length]								\$60.90			
10-013 Strike, 1-5/8" – 6" lip	XQ03-494	[Finish]	[Lip length]								\$324.00			
10-013 Strike, 6-1/8" – 12" lip	XQ03-494	[Finish]	[Lip length]								\$324.00			
10-025 Strike, 7/8" flat lip	XQ07-351	[Finish]	[Lip length]								\$64.40			
10-025 Strike, lips thru 6" (except 7/8", 1-3/16", 3/8" and 1-1/2")	XQ07-351	[Finish]	[Lip length]								\$324.00			
Extension Links, used with 2-3/4" backset latch, range over 5" - 42"; not adjustable	XC03-069	-	-								\$1,143.00			
Chassis Spacer for 1-3/8" door (2 required)	XN12-012	[Finish]									\$119.00			
Lever - Break-Away - Schlage KIL (P, L, C, Z); RHO	XN13-052	-	-								\$529.00			
Lever - Break-Away - Schlage FSIC (R, J, T); RHO	XN13-054	-	-								\$529.00			
Lever - Break-Away - Schlage SFIC (B, BDC, G, H); RHO	XN13-053	-	-								\$529.00			

HOLLOW METAL DOOR REINFORCEMENTS		
Description	Specify	Price each
Metal door reinforcer kit, fits both 7/8" and 1" diameter housings - Specify door thickness, includes A501-567 and A501-565 or A501-566	37-001	\$58.60
Latch Spacer – fits 1" diameter latch housing and 1-3/4" hollow metal doors (steel and aluminum)	24483760	\$8.10
Reinforcer for 1-3/8" thick non-reinforced metal doors. Fits both 7/8" and 1" diameter housings.	A501-565	\$29.40
Reinforcer for 1-3/4" thick non-reinforced metal doors. Fits both 7/8" and 1" diameter housings.	A501-566	\$29.40
3-1/2" Long latch housing sleeve used to reinforce joint between latch and backset link or to hold latch in metal doors	A501-567	\$18.80

PARTS

SCREWS PFH = Phillips flat head BH-HSD = Button Head - Hex Socket Drive				Available finishes													
				605	606	609	612	613	619	622	625	626	629	630	643e	626AM	630AM
				▪	▪	N/A	▪	▪	▪	▪	▪	▪	N/A	N/A	▪	N/A	N/A
Description	Door thickness	Type	Size	Specify		Price each											
				Part number	Finish												
ANSI strike	—	PFH Combo	12-24 x 1"	C603-256 ¹	.[Finish]	\$1.50											
Latch and strike	—	PFH Combo	#8 x 3/4"	C603-897 ¹	.[Finish]	\$1.40											
Spring cage screws	1-3/8" – 2-1/8"	PFH Machine	#10 x 32 x 2.425"	N523-021 ¹	-	\$3.00											
Motor assembly	—	PFH Combo	#4-40 x 3/16	N623-030	-	\$8.20											
RX switch	—	BH-HSD	#2-56 x 3/8"	N523-135	-	\$0.90											
Chassis to spring cage	—	PFH Combo	#8-32 x 1/4"	N523-240	-	\$0.90											
Chassis	—	PFH	#8-32 x 3/8"	L583-454	-	\$2.10											
ALX170 mounting surface	—	PFH Combo	12-24 x 1.5"	47262999	-	\$1.50											
ND172 through bolts	—	PFH Machine	10-32 UNF-2A with thread patch	47622270	-	\$3.00											

¹ Order in multiples of 100

SCREW PACKS				Available finishes													
				605	606	609	612	613	619	622	625	626	629	630	643e	626AM	630AM
				▪	▪	N/A	▪	▪	▪	▪	▪	▪	N/A	N/A	▪	N/A	N/A
Description	Contents	Specify		Price each													
		Part number	Finish														
170 through bolt assembly, 626 only		47262735	.[Finish]	\$21.70													
Latch and strike	(4) C603-897	B202-517	.[Finish]	\$12.30													
ANSI strike	(2) C603-256	C203-736	.[Finish]	\$10.00													
Mounting, all except ND170	(4) C603-897 (2) C603-256	(2) N523-021 (1) M504-271	N123-020	.[Finish]	\$13.20												

SCREW PACKS, TORX®				Available finishes													
				605	606	609	612	613	619	622	625	626	629	630	643e	626AM	630AM
				▪	▪	N/A	▪	▪	▪	▪	▪	▪	N/A	N/A	▪	N/A	N/A
Description	Contents	Specify		Price each													
		Part number	Finish														
Latch and strike (T-15 installation tool included)	(4) C503-766 (T-15)	C203-311	.[Finish]	\$32.00													
Latch and ANSI strike (T-xx installation tool included)	(2) C503-766 (T-15) (2) L583-371 (T-20)	C203-312	.[Finish]	\$32.00													

TAILPIECES			
Cylinder format	Configured lock specification	Specify for sold separate	Price each
Schlage KIL	L, Z, P, P6	N523-022	\$3.00
Schlage FSIC	R, M, T, J	N523-127	\$4.50
Schlage FSIC HSLR	R, M, T, J	47282646	\$50.10
Schlage SFIC	G, H, B, BDC	N523-091	\$18.10
Sargent KIL	L-SA	09-060	\$18.10
Sargent FSIC	J-SA	09-063	\$18.10

PARTS

TAILPIECES			
Cylinder format	Configured lock specification	Specify for sold separate	Price each
Corbin Russwin KIL	L-CO	10-140	\$17.90
Corbin Russwin FSIC 6-pin	J-CO6	09-062	\$18.10
Corbin Russwin FSIC 7-pin	J-CO7	10-141	\$34.20
Yale FSIC 6-pin	J-YA6	09-061	\$18.10
Yale FSIC 7-pin	J-YA7	10-142	\$34.20
Medeco FSIC 6-pin	J-MED	10-143	\$35.90
SFIC driver and spacer	N/A	09-774	\$22.40
SFIC 6-pin body spacer	N/A	D500-000	\$2.60
Sargent XC SFIC	N/A	XN12-292	\$19.40

CYLINDERS AND KEYS

Cylinders and keys sold separate can be found in the [Cylinders](#) and [Keys](#) sections at the back of this book.

ALLEGION CONNECT HARNESESSES

Prices listed are net, discounting does not apply

HARNESESSES WITH MOLEX CONNECTORS ON BOTH ENDS (FOR USE WITH HOLLOW METAL DOORS)

Description	Specify	Price each
6" Wire Harness (internal p/n 106190-00)	CON-6	\$19.00
12" Wire Harness (internal p/n 106191-00)	CON-12	\$23.00
26" Wire Harness (internal p/n 106192-00)	CON-26	\$26.00
32" Wire Harness (internal p/n 106193-00)	CON-32	\$27.00
38" Wire Harness (internal p/n 106194-00)	CON-38	\$31.00
44" Wire Harness (internal p/n 106195-00)	CON-44	\$28.00
50" Wire Harness (internal p/n 106196-00)	CON-50	\$31.00
192" Wire Harness (internal p/n 106197-00)	CON-192	\$68.00

HARNESESSES WITH MOLEX CONNECTOR ON ONE END, CRIMPED PINS ON OTHER W/ ATTACHABLE MOLEX CONNECTOR (FOR USE WITH WOOD DOORS)

Description	Specify	Price each
6" Wire Harness (internal p/n 106201-00)	CON-6P	\$22.00
12" Wire Harness (internal p/n 106202-00)	CON-12P	\$27.00
26" Wire Harness (internal p/n 106203-00)	CON-26P	\$31.00
32" Wire Harness (internal p/n 106204-00)	CON-32P	\$33.00
38" Wire Harness (internal p/n 106205-00)	CON-38P	\$33.00
44" Wire Harness (internal p/n 106206-00)	CON-44P	\$34.00
50" Wire Harness (internal p/n 106207-00)	CON-50P	\$35.00
192" Wire Harness (internal p/n 106208-00)	CON-192P	\$72.00

HARNESS WITH MOLEX CONNECTOR ON ONE END, STRIPPED LEADS ON OTHER (FOR CONNECTION TO POWER SUPPLY)

Description	Specify	Price each
6" extension to power supply (internal p/n 106210-00)	CON-6W	\$22.00

HARNESS WITH MOLEX CONNECTOR ON ONE END, STRIPPED LEADS ON OTHER (FOR CONNECTION TO POWER SUPPLY)

Description	Specify	Price each
Connector Service Kit (internal p/n 050823-00-00) contains: <ul style="list-style-type: none"> ▪ 100 each male and female terminals ▪ 10 each 4-pin and 8-pin female connectors ▪ 10 each 4-pin and 8-pin male connectors ▪ 1 extraction tool 	CON-KIT	\$173.00

PARTS

INDICATION COMPONENTS	Available Finishes														
	605	606	609	612	613	619	622	625	626	629	630	643e	626AM	630AM	
	▪	▪	N/A	▪	▪	▪	▪	▪	▪	N/A	N/A	▪	▪	N/A	
Description	Specify		Price each												
	Part number	Finish													
Indicator Escutcheon and Window	47805906	.[Finish]	\$224.00												
ND40 Emergency Turn Assembly	47697033	.[Finish]	\$104.00												
ND44 Emergency Turn Assembly	47728132	.[Finish]	\$193.00												
ND40 / ND44 Indicator Chassis	47594683	-	\$166.00												
ND50 / ND53 Indicator Chassis	47706071	-	\$213.20												
ND78 Indicator Chassis	47716045	-	\$328.00												
ND91 / ND92 Indicator Chassis	47853072	-	\$244.00												
ND98 Indicator Chassis	47853159	-	\$359.00												
Indicator Assembly	47710918	-	\$78.00												
Indicator Window	47805908	-	\$10.00												
Indicator Sign - Vacant / Occupied	47858867	-	\$10.00												
Indicator Sign - Unlocked / Locked	47858868	-	\$10.00												
Indicator Sign - Unlocked / Locked, ND78 / ND98	47858869	-	\$10.00												
Indicator Sign - Vacant / Occupied, French	47858870	-	\$10.00												
Indicator Sign - Unlocked / Locked, French	47858871	-	\$10.00												
Indicator Sign - Unlocked / Locked, ND78 / ND98, French	47858872	-	\$10.00												
Pack, Escutcheon Set Screw and 3/32" Hex Key	47856038	-	\$4.00												
Pack, Escutcheon Set Screw and Tamper Resistant Torx Key	47856068	-	\$29.00												
Indicator Push Button Plunger Assembly	47844650	-	\$25.00												
Indicator Push and Turn Button Plunger Assembly	47844651	-	\$35.00												
Kit, Spacer, Indicator 1-3/8" through <1-1/2" door thickness ¹	48029970	.[Finish]	\$52.00												
Kit, Spacer, Indicator 1-1/2" through <1-5/8" door thickness ¹	48029971	.[Finish]	\$42.00												
Kit, Spacer, Indicator 1-5/8" through <1-3/4" door thickness ¹	48029972	.[Finish]	\$26.00												

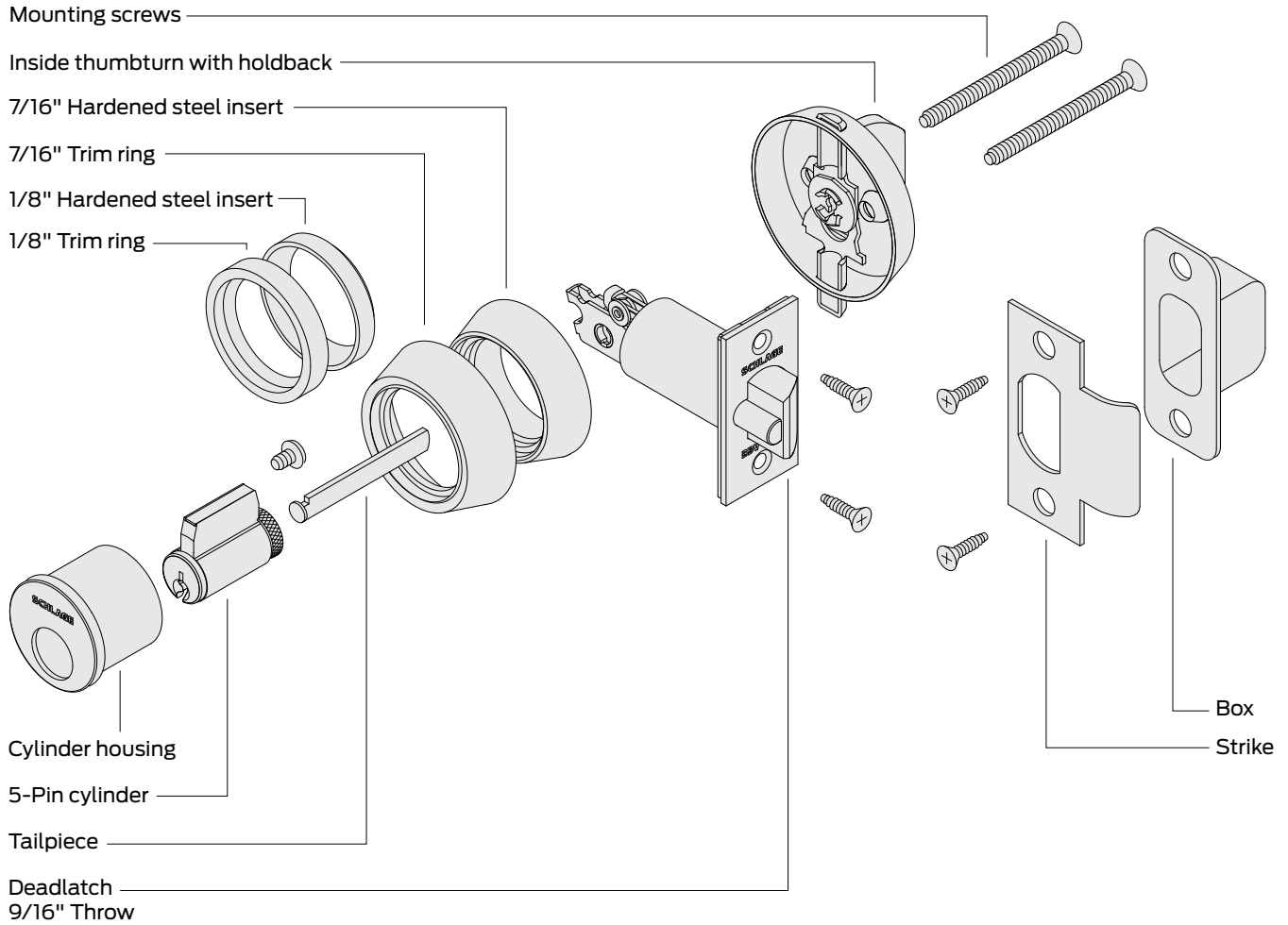
1. Spacers are available in 626 or 622 finish.



this page intentionally blank

B250 SERIES

Grade 2 deadlatch



How to order

To order products, attribute values should be provided in the sequence shown below. Each value should be separated by a period.

Line item number	Quantity	Brand	Required for all lock orders				Deadlatch	Strike	Door dimensions			Options				Keying			
			Series + Function	Cylinder type (keyed functions only)	Outside finish	Inside finish			Door thickness	Extended	Strike lip length	Box for ANSI strike	Thick door adjustment	Less holdback function	Screw option	Buy America Act compliant	Keying code	Keyway	Pack keys independently
1			2	3	4	5	6	7	8A	8B	8C	9A	9B	9C	9D	9E	10A	10B	10C

Specifying dimensions:

Dimensions should be provided with the whole number followed by a dash and then the fraction of an inch. Example: 1-3/4.

Line item number

Quantity

1 Brand: Required only when specifying a product Less (LLL) any attribute.

2 Series+Function: Series combined with function.

3 Cylinder type: Specify cylinder code for keyed functions.

4 Outside finish: Required for all orders.

5 Inside finish: Specify only if different from the outside finish or if specifying a product Less (LLL) any attribute.

6 Deadlatch: Leave blank to receive the default latch. Specify part number if non-default latch is required or if specifying a product Less (LLL) any attribute.

7 Strike: Leave blank to received default strike. Specify part number if non-default strike is required or if specifying a product Less (LLL) any attribute.

8A Door thickness: Leave blank for default 1-3/4" thick doors. Specify if other than 1-3/4" or if specifying a product Less (LLL) any attribute. Specify with a DT prefix followed by the door thickness dimension. Example: DT1-3/8, DT2-1/4.

8B Extended: Specify for doors over 1-3/4" thick. EE = Extended equally, EI = Extended inside, EO = Extended outside.

8C Strike lip length: Leave blank for default strike lip length. Specify for non-default strike lip length or if specifying a product Less (LLL) any attribute. Specify with a LIP prefix followed by the lip length dimension. Example: LIP1-3/8.

9A–9E Options: Specify any desired options.

10A Keying code: Default keying code is dictated by the selected cylinder type. Leave blank for to receive the default keying code or specify for any other keying code. If ordering a product less any lock attribute, keying code must be specified.

10B Keyway: Default way is dictated by the selected cylinder type. Leave blank for to receive the default keyway or specify to order any other keyway. If ordering a product less any lock attribute, keying code must be specified.

10C Pack keys independently: Specify only when requesting that keys be packed independently.

Contents

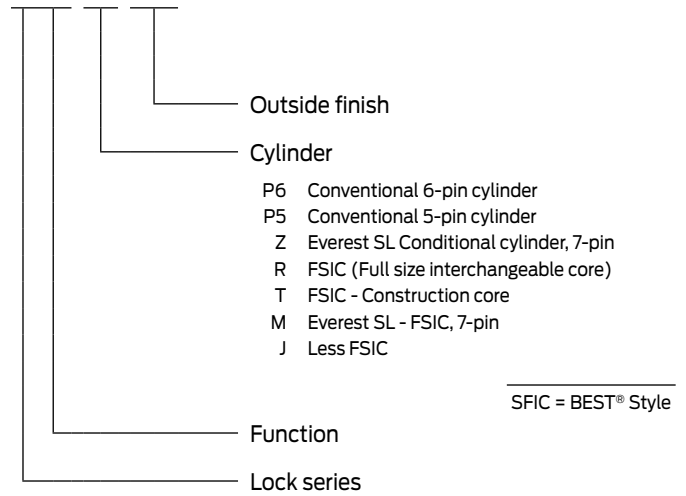
B250 Series | Overview.....67
B250 Series | Functions..... 70
B250 Series | Styles 71
B250 Series | Configure a product72
 Cylinder adjustments 73
 Latches..... 74
 Strikes..... 74
 Door dimensions 75
 Options..... 75
 Less components..... 75
 Keying 76
B250 Series | Parts.....77
 Deadlatches.....77
 Strikes..... 77
 Trim 77
 Adapters 78
 Door reinforcements..... 78
 Individual screws..... 78
 Tailpiece and screw packs 80
 Special parts 80

BAA/ARRA

Contact your local RSO or
 Sales Rep. for ordering details

Product identification

B250 . P6 . 626



Finish codes and descriptions

BHMA code	Description
605 (US 3)	Bright Brass
606 (US 4)	Satin Brass
609 (US 5)	Antique Brass
613 (US 10B)	Oil Rubbed Bronze
622 (US 19)	Matte Black
625 (US 26)	Bright Chrome
626 (US 26D)	Satin Chrome

Standard features



Certification	ANSI/BHMA Certified A156.36-2010, Grade 2 auxiliary lock
Latch	1-1/8" x 2-1/4", Square corner faceplate, 1" housing diameter, 9/16" throw deadlatch
Strike	1-1/8" x 2-3/4", Square corner, T-strike, box
Backset	United States 2-3/8"; Canada 2-3/4"
Cylinder	6-pin solid brass, keyed 6-pin, S123 keyway, keyed different (KD)
Door range	1-1/2" – 1-3/4" conventional cylinder, 1-1/2" - 2-1/8" FSIC cylinder
Keys	Two nickel silver cut keys per lock, 6-pin, S123 section
Trim rings	7/16" and 1/8" wrought brass or bronze, reinforced with security inserts

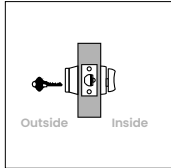


ANSI/BHMA Certified A156.36-2010, Grade 2 auxiliary lock.

BORED DEADLATCH LOCKS

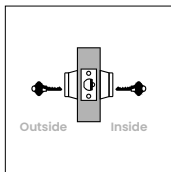
SCHLAGE ANSI

B250 E0122 Single cylinder deadlatch



- Deadlatch retracted by key outside or thumbturn inside
- Holdback feature standard
- Rotating thumbturn and activating holdback feature keeps latch retracted

B252 E0112 Double cylinder deadlatch



- Deadlatch retracted by key either side
- No holdback

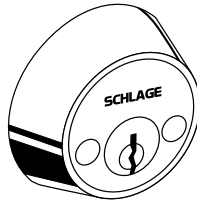
Caution: Double cylinder locks on residences and any door, in any structure, which is used for egress are a life safety hazard in times of emergency and their use is not recommended. Installation should be in accordance with existing codes only.

DEADLATCH DESIGN

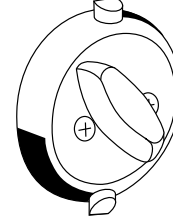
OUTSIDE CYLINDER TRIM



INSIDE CYLINDER TRIM



ROSE AND TURN



FINISH AVAILABILITY

	Bright Brass (605)	Satin Brass (606)	Antique Brass (609)	Satin Bronze (612)	Oil Rubbed Bronze (613)	Satin Nickel (619)	Matte Black (622)	Bright Chrome (625)	Satin Chrome (626)	Bright Stainless Steel (629)	Satin Stainless Steel (630)	Aged Bronze (643e)	Satin Chrome, Antimicrobial (626AM)	Satin Stainless Steel, Antimicrobial (630AM)
--	--------------------	-------------------	---------------------	--------------------	-------------------------	--------------------	-------------------	---------------------	--------------------	------------------------------	-----------------------------	--------------------	-------------------------------------	--

DEADLATCH

B250 Series deadlatch	605	606	609	-	613	-	622	625	626	-	-	-	-	-
-----------------------	-----	-----	-----	---	-----	---	-----	-----	-----	---	---	---	---	---

CYLINDER FINISHES

	605	606	609	-	613	-	622	625	626	-	-	-	-	-
Complete lock finish	605	606	609	-	613	-	622	625	626	-	-	-	-	-
Coordinating conventional cylinder														
Plug component	606	606	606	-	522	-	622	626	626	-	-	-	-	-
Coordinating FSIC/SFIC cylinder														
Plug (lower) component	606	606	606	-	522	-	622	626	626	-	-	-	-	-
Core face (upper) component	606	606	606	-	522	-	622	626	626	-	-	-	-	-

522 is a simulated 613 finish

You can **configure and price a full range of products** using the tables and rules shown in this section.

The pricing of locks in this section includes the P6 cylinder in an open keyway (where applicable), default latch, strike and a 1-3/4" thick door. Additional modifications are available using the rules and price adjustments on the subsequent pages.

How to order:

- All applicable product attributes must be provided in the order shown below
- Each value must be separated by a period
- If requesting a product "Less (LLL)" any attribute, the entire detailed ACN must be provided
- Fractions will be written with the "/" symbol separating the numerator and the denominator (example 1/2)
- For dimensions that contain a whole number and a fraction, a hyphen "-" will be added after the whole number and before the fraction (example 2-1/2)
- For two dimensions represented together, such as length and width, the values would be separated by an "x" with no spaces
- Finishes should be listed using their BHMA finish as shown in this book

Required for all lock orders							Door dimensions			Options					Keying		
Brand	Series + Function	Cylinder type (keyed functions only)	Outside finish	Inside finish	Deadlatch	Strike	Door thickness	Extended	Strike lip length	Box for ANSI strike	Thick door adjustment	Less holdback function	Screw option	Buy America Act compliant	Keying code	Keyway	Pack keys independently
1	2	3	4	5	6	7	8A	8B	8C	9A	9B	9C	9D	9E	10A	10B	10C

◀ If ordering a product "Less (LLL)" any attribute, values for each attribute must be provided.

Only required if different than outside finish

Only required when deviating from the product's default. Specify only the deviated attribute(s).

Only required when deviating from the product's default. Specify only the deviated attribute(s).

EXAMPLE:

B250 . P6 . 626 . 10-004

2	3	4	7
---	---	---	---

Selected strike is different than the default strike

COMPLETE LOCKS				FINISHES		
Split finishes and designs will be priced at the highest list price of the design and/or finish.				626	605	613
Keyed function pricing based on P6 cylinder with open S123 keyway. See table below for additional cylinder and keyway options.					606 ²⁰	
SERIES +					609 ²⁰	
FUNCTION CYL DESCRIPTION					622 ²⁰	
SINGLE CYLINDER FUNCTION					625 ²⁰	
B250	P6	Single cylinder deadlatch (night latch)		\$410.00	\$416.00	\$426.00
DOUBLE CYLINDER FUNCTION						
B252	P6	Double cylinder deadlatch		\$458.00	\$464.00	\$474.00

⌘ Extended lead time

COMPLETE LOCKS CYLINDER ADJUSTMENTS

Keyed locks above are priced including the P6 cylinder with open keyway. Provided below are pricing adjustments based on other available cylinder types. For Primus and Primus XP cylinders, order lock less cylinder and order the Primus or Primus XP cylinder separately.

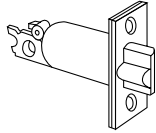
For complete details on cylinders, tailpieces, keying and keys, including cylinders sold separate, see the [Cylinders](#) and [Keys](#) sections at the back of this book.

CYLINDER ADJUSTMENTS					
Restricted keyways include: Everest 29 R and T keyways, Everest B and D keyways and Classic (Reverse/Quad/Numbered) keyways					
Description	Specify	Single cylinder function Price adjustment		Double cylinder function Price adjustment	
		Open	Restricted	Open	Restricted
Conventional 6-pin cylinder	P6	\$0.00	\$31.00	\$0.00	\$62.00
Conventional 5-pin cylinder	P5	\$0.00	\$31.00	\$0.00	\$62.00
Everest SL Conventional Cylinder, 7-pin	Z	N/A	\$31.00	N/A	\$62.00
Conventional Primus/Primus XP cylinder	Order separately (Restricted keyways only, see Cylinders section)				
FSIC (Full size interchangeable core)	R	\$65.00	\$96.00	\$130.00	\$192.00
FSIC – Construction Core	T	\$65.00	N/A	\$130.00	N/A
Everest SL - FSIC, 7-pin	M	N/A	\$96.00	N/A	\$192.00
Less FSIC	J	-\$41.00		-\$82.00	
Full size interchangeable Primus/Primus XP core	Order separately (Restricted keyways only, see Cylinders section)				

Construction cores (T) have an additional handling charge 50-231

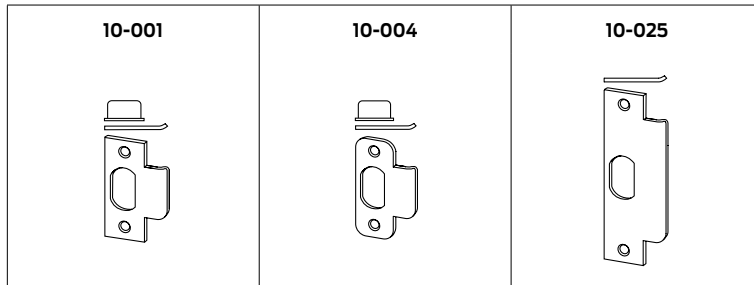
COMPLETE LOCKS LATCHES

Specify on order only if requesting an option other than the default.

DEADLATCH					
	Default	Faceplate description	Backset	Specify	Price adjustment
	USA	Square corner, 1-1/8" x 2-1/4", 1" housing diameter	2-3/8"	12-100	\$0.00
	CAN	Square corner, 1-1/8" x 2-1/4", 1" housing diameter	2-3/4"	12-103	\$0.00

COMPLETE LOCKS STRIKES

Specify on order only if requesting an option other than the default.



STRIKES						
Default	Description	Lip length	Specify		Price adjustment	
			Strike part number	Lip length		
▪	Square corner, T-strike, box, 1-1/8" x 2-3/4"	1-1/8"	10-001	-	\$0.00	
	Square corner, T-strike, box, 1-1/8" x 2-3/4"	1"	10-001	LIPI	\$12.50	
	Square corner, T-strike, box, 1-1/8" x 2-3/4"	1-1/4"	10-001	LIPI-1/4	\$12.50	
	Square corner, T-strike, box, 1-1/8" x 2-3/4"	1-1/2"	10-001	LIPI-1/2	\$12.50	
	Square corner, T-strike, box, 1-1/8" x 2-3/4"	1-3/4"	10-001	LIPI-3/4	\$12.50	
	Square corner, T-strike, box, 1-1/8" x 2-3/4"	2"	10-001	LIP2	\$12.50	
	Round corner (1/4" radius), T-strike, box 1-1/8" x 2-3/4"	1-1/8"	10-004	-	\$0.00	
	ANSI, no box, 1-1/4" x 4-7/8"	1-3/16"	10-025	-	\$0.00	
	ANSI, no box, 1-1/4" x 4-7/8"	1-3/8"	10-025	LIPI-3/8	\$58.10	
	ANSI, no box, 1-1/4" x 4-7/8"	1-1/2"	10-025	LIPI-1/2	\$58.10	

COMPLETE LOCKS

DOOR DIMENSIONS

DOOR THICKNESS AND EXTENDED

- Specify door thickness and extended on order only if different than 1-3/4" thick door
- Door thickness should be specified to the nearest 1/8"
- If extended option is not specified, order will be shipped Extended Equal (EE)
- Other extended options include: Extended Outside (EO) and Extended Inside (EI)

NON-STANDARD DOOR THICKNESS AND EXTENDED OPTIONS			
Specify door thickness in to the nearest 1/8" increment.			
Door thickness	Specify		Price adjustment
	Door thickness	Extended	
Over 1-3/4" - 2-1/4"	DT[Door thickness]	.[Select EE, EI, EO]	\$0.00
Over 2-1/4" - 2-3/4"	DT[Door thickness]	.[Select EE, EI, EO]	\$160.00

COMPLETE LOCKS

OPTIONS

BOX FOR ANSI STRIKE			
Description	Specify	Price adjustment	
Plastic dust box for ANSI strike	K510-066	\$0.00	
THICK DOOR ADJUSTMENT			
Description	Specify	Price adjustment	
B250 for doors over 2-3/4" - 5-9/16" [Ⓜ]	XB03-330	\$438.00	
B252 for doors over 2-3/4" - 5-9/16" [Ⓜ]	XB03-427	\$488.00	
LESS HOLDBACK FUNCTION			
B250 less holdback function (substitutes B400 turn)	XB09-062	\$80.00	
SCREW OPTIONS			
Default	Description	Specify	Price adjustment
▪	Standard screws	-	-
	Tamper resistant Torx [®] screws for latch and strike	TORX	\$32.90
BUY AMERICA ACT			
Description	Specify	Price adjustment	
Buy America Act Compliant	BAA	\$12.00	

[Ⓜ] Extended lead time

COMPLETE LOCKS

LESS COMPONENTS

Deductions are applied to complete lock prices. When requesting a product "Less (LLL)" any attribute, the entire detailed ACN must be provided.

LOCKS LESS COMPONENTS		
Description	Specify	Price adjustment
Less deadlatch	LLL	-\$31.50
Less strike	LLL	-\$9.50

COMPLETE LOCKS KEYING

Specify on order only if requesting an option other than the default. Control keys are not furnished with locks and must be purchased separately. See [Keys section](#) at the back of this book.

For complete details on cylinders, tailpieces, keying and keys, see the [Cylinders](#) and [Keys](#) sections at the back of this book.

KEYING		Default	Optional	Default	Optional	Default	Optional	Default	Optional	Default	Optional	Default	Optional
Specify	Description	P6	P5	Z	R	T	M						
KD	Keyed different	▪											
KA-0BIT	Keyed alike 0 bitted		▪										
KA-1BIT	Keyed alike 1 bitted					▪							
KAGRP	Keyed alike by group		▪		▪				▪				
KAQTY	Keyed alike by qty		▪		▪								
KEYSPECIFIC	Keyed alike to specific combination (Keys must be ordered separately)		▪		▪				▪				
MK	Master keyed		▪		▪	▪			▪				▪
SPLIT	Split key construction keyed		▪										
RCK	Lost ball construction keyed				▪								
RMK	Residential master keyed				▪								
RCK/RMK	Lost ball construction keyed and res. master keyed				▪								
ICC	FSIC construction keyed, (default)								▪				
ICA	FSIC construction keyed, (if specified)									▪			
ICB	FSIC construction keyed, (if specified)										▪		

KEYWAY									
Specify keyway	Keyway family	Default keyway		P6	P5	Z	R	T	M
		Non-masterkeyed	Masterkeyed						
[]	Everest 29 S (Open) Default if not specified	S123	S145	▪			▪		
[]	Obverse (Open)	C	E	▪	▪		▪	▪	
[]	Everest C (Open)	C123	C145	▪			▪		
[]	Everest D (Restricted)	D123	D145	▪			▪		
[]	Everest 29 T (Restricted)	T123	T145	▪			▪		
[]	Quad (Restricted)	Customer directed		▪			▪		
[]	Numbered (Restricted)	Customer directed		▪			▪		
[]	Reverse (Restricted)	Customer directed		▪			▪		
[]	Everest B (Restricted)	N/A	B125			▪			▪
[]	Everest 29 R (Restricted)	N/A	R125			▪			▪

For a complete list of keying related charges, see the [Cylinders](#) and [Keys](#) sections at the back of this book.
Keys must be ordered separately for all construction keyed options.


PARTS


DEADLATCHES	Available finishes													
	605	606	609	612	613	619	622	625	626	629	630	643e	626AM	630AM
	▪	▪	▪	▪	▪	N/A	▪	▪	▪	N/A	N/A	N/A	N/A	N/A
Description	Specify		Price each											
	Part number	Finish												
Square corner, 1-1/8" x 2-1/4", 2-3/8" backset, 1" housing diameter, standard latch	12-100	.[Finish]	\$129.00											
Square corner, 1-1/8" x 2-1/4", 2-3/4" backset, 1" housing diameter	12-103	.[Finish]	\$129.00											
Rabbeted latch and strike kit, 605 and 626 finish only (adapts square corner and 2-3/4" high square corner strikes to 1/2" rabbeted door and frame preps)	39-030	.[Finish]	\$86.50											

STRIKES	Available finishes													
	605	606	609	612	613	619	622	625	626	629	630	643e	626AM	630AM
	▪	▪	▪	▪	▪	N/A	▪	▪	▪	N/A	N/A	N/A	N/A	N/A
Description	Specify		Price each											
	Part number	Finish												
Square corner, T-strike, box, 1-1/8" x 2-3/4", 1-1/8" lip length (standard strike)	10-001	.[Finish]	\$21.10											
Square corner, T-strike, box, 1-1/8" x 2-3/4", 1" lip length	10-001.1	.[Finish]	\$21.10											
Square corner, T-strike, box, 1-1/8" x 2-3/4", 1-1/4" lip length	10-001.1-1/4	.[Finish]	\$21.10											
Square corner, T-strike, box, 1-1/8" x 2-3/4", 1-1/2" lip length	10-001.1-1/2	.[Finish]	\$21.10											
Square corner, T-strike, box, 1-1/8" x 2-3/4", 1-3/4" lip length	10-001.1-3/4	.[Finish]	\$21.10											
Square corner, T-strike, box, 1-1/8" x 2-3/4", 2" lip length	10-001.2	.[Finish]	\$21.10											
Round corner (1/4" radius), T-strike, box 1-1/8" x 2-3/4", 1-1/8" lip length	10-004	.[Finish]	\$17.00											
ANSI, no box, 1-1/4" x 4-7/8", 1-3/16" lip length	10-025.1-3/16	.[Finish]	\$23.10											
ANSI, no box, 1-1/4" x 4-7/8", 1-3/8" lip length	10-025.1-3/8	.[Finish]	\$66.40											
ANSI, no box, 1-1/4" x 4-7/8", 1-1/2" lip length	10-025.1-1/2	.[Finish]	\$66.40											
Box for T-strike (finish not applicable)	C603-623	.[Finish]	\$1.00											
Box for ANSI strike (finish not applicable)	K510-066	-	\$10.20											

TRIM																							
B202-671					B202-672																		
Available finishes										605	606	609	612	613	619	622	625	626	629	630	643e	626AM	630AM
										▪	▪	▪	▪	▪	N/A	▪	▪	▪	N/A	N/A	N/A	N/A	N/A
Description	Specify		Price each																				
	Part number	Finish																					
Rose and turn without holdback	B202-671	.[Finish]	\$77.70																				
Rose and turn with holdback	B202-672	.[Finish]	\$121.00																				
Blank inside rose with exposed screws for B251, available 605 and 626 finish only	B502-815	.[Finish]	\$45.20																				

PARTS

ADAPTERS															
38-031 															
Available finishes		605	606	609	612	613	619	622	625	626	629	630	643e	626AM	630AM
		▪	N/A	N/A	N/A	▪	N/A	▪	N/A	▪	N/A	N/A	N/A	N/A	N/A
Description		Specify		Price each											
		Part number	Finish												
Adapter ring kit for double cylinder locks used in 2-1/8" hole contains: (2) 38-031		38-016	.[Finish]	\$48.70											
2 -1/2" diameter adapter ring for 2-1/8" door prep, mounted under cylinder		38-031	.[Finish]	\$29.20											

DOOR REINFORCEMENTS		
A501-566 		
Description	Specify	Price each
	Part number	
Reinforcer for 1-3/8" thick nonreinforced metal doors, fits both 7/8" and 1" diameter housings (2 required per lock)	A501-565	\$29.40
Reinforcer for 1-3/4" thick nonreinforced metal doors, fits both 7/8" and 1" diameter housings (2 required per lock)	A501-566	\$29.40

INDIVIDUAL SCREWS PFH = Phillips flat head POH = Phillips oval head	Available finishes													
	605	606	609	612	613	619	622	625	626	629	630	643e	626AM	630AM
	▪	▪	▪	▪	▪	N/A	▪	▪	▪	N/A	N/A	N/A	N/A	N/A

SINGLE CYLINDER: B250							
Description		Application			Specify		Price each Order in multiples of 100
Size	Type	Use with:	Door thickness	Part number	Finish		
10-32 x 2-1/4"	POH machine	7/16" and 1/8" trim rings	5-pin	1-5/16" – under 1-11/16"	B520-086	.[Finish]	\$1.50
10-32 x 2-1/4"	POH machine	7/16" trim ring	5-pin	1-11/16" – 1-15/16"	B520-086	.[Finish]	\$1.50
10-32 x 2-1/4"	POH machine	(2) 1/8" trim rings	6-pin	1-5/16" – under 1-7/16"	B520-086	.[Finish]	\$1.50
10-32 x 2-1/4"	POH machine	7/16" and 1/8" trim rings	6-pin	1-7/16" – 1-13/16"	B520-086	.[Finish]	\$1.50
10-32 x 2-5/8"	POH machine	7/16" trim ring	5-pin	Over 1-15/16" – 2-1/4"	B520-087	.[Finish]	\$1.50
10-32 x 2-5/8"	POH machine	1/8" trim ring	5-pin	Over 2-1/4" – 2-9/16"	B520-087	.[Finish]	\$1.50
10-32 x 2-5/8"	POH machine	7/16" and 1/8" trim rings	6-pin	Over 1-13/16" – 1-15/16"	B520-087	.[Finish]	\$1.50
10-32 x 2-5/8"	POH machine	7/16" trim ring	6-pin	Over 1-15/16" – 2-9/16"	B520-087	.[Finish]	\$1.50
10-32 x 2-5/8"	POH machine	1/8" trim ring	6-pin	Over 2-9/16" – 2-3/4"	B520-087	.[Finish]	\$1.50

PARTS

INDIVIDUAL SCREWS PFH = Phillips flat head POH = Phillips oval head				Available finishes													
				605	606	609	612	613	619	622	625	626	629	630	643e	626AM	630AM
				▪	▪	▪	▪	▪	N/A	▪	▪	▪	N/A	N/A	N/A	N/A	N/A
DOUBLE CYLINDER: B252																	
Description		Application				Specify		Price each Order in multiples of 100									
Size	Type	Use with:	Door thickness		Part number	Finish											
10-32 x 2-1/2"	Cross recess	7/16" and 1/8" trim rings	5-pin	1-5/16" – under 1-11/16"		B520-267	-	\$3.90									
10-32 x 2-1/2"	Cross recess	7/16" trim ring	5-pin	1-11/16" – 1-15/16"		B520-267	-	\$3.90									
10-32 x 2-1/2"	Cross recess	1/8" trim ring	5-pin	2-7/16" – 2-11/16"		B520-267	-	\$3.90									
10-32 x 2-3/4"	Cross recess	7/16" and 1/8" trim rings	5-pin	Over 1-7/16" – under 1-11/16"		B520-268	-	\$3.90									
10-32 x 2-3/4"	Cross recess	7/16" trim ring	5-pin	Over 1-15/16" – under 2-7/16"		B520-268	-	\$3.90									
10-32 x 2-3/4"	Cross recess	1/8" trim ring	5-pin	Over 2-11/16" – 2-7/8"		B520-268	-	\$3.90									
10-32 x 2-3/4"	Cross recess	7/16" and 1/8" trim rings	6-pin	1-7/16" – under 1-9/16"		B520-268	-	\$3.90									
10-32 x 2-3/4"	Cross recess	7/16" trim ring	6-pin	Over 1-11/16" – 2-3/16"		B520-268	-	\$3.90									
10-32 x 2-3/4"	Cross recess	1/8" trim ring	6-pin	Over 2-11/16" – 2-13/16"		B520-268	-	\$3.90									
10-32 x 3"	Cross recess	(4) 1/8" trim rings	6-pin	1-3/16" – under 1-7/16"		B520-269	-	\$3.90									
10-32 x 3"	Cross recess	7/16" and 1/8" trim rings	6-pin	1-9/16" – 1-15/16"		B520-269	-	\$3.90									
10-32 x 3"	Cross recess	7/16" trim ring	6-pin	Over 2-13/16" – 2-11/16"		B520-269	-	\$3.90									
10-32 x 3"	Cross recess	1/8" trim ring	6-pin	Over 2-13/16" – 3-1/8"		B520-269	-	\$3.90									
Drive pin						B520-271	.[Finish]	\$1.50									
INTERCHANGEABLE CORE, SINGLE CYLINDER: B250R																	
Description		Application				Specify		Price each Order in multiples of 100									
Size	Type	Use with:	Door thickness		Part number	Finish											
10-32 x 2-1/4"	POH machine	1" and 1/8" trim rings	1-5/16" – 1-1/2"		B520-086	.[Finish]	\$1.50										
10-32 x 2-1/4"	POH machine	1" trim ring	Over 1-1/2" – 2-1/8"		B520-086	.[Finish]	\$1.50										
10-32 x 2-5/8"	POH machine	1" trim ring	Over 2-1/8" – 2-3/8"		B520-087	.[Finish]	\$1.50										
10-32 x 2-5/8"	POH machine	7/16" and 1/8" trim rings	Over 2-3/8" – 2-5/8"		B520-087	.[Finish]	\$1.50										
10-32 x 2-5/8"	POH machine	7/16" trim ring	Over 2-5/8" – 3-1/8"		B520-087	.[Finish]	\$1.50										
INTERCHANGEABLE CORE, DOUBLE CYLINDER: B252R																	
Description		Application				Specify		Price each Order in multiples of 100									
Size	Type	Use with:	Door thickness		Part number	Finish											
10-32 x 3"	Cross recess	1" and 1/8" trim rings	15/16" – 1-5/8"		B520-269		\$3.90										
10-32 x 3"	Cross recess	1" trim ring	Over 1-5/8" – 2-1/8"		B520-269		\$3.90										
10-32 x 3"	Cross recess	7/16" and 1/8" trim rings	Over 2-1/8" – 2-3/8"		B520-269		\$3.90										
10-32 x 3"	Cross recess	1" trim ring	Over 2-3/8" – 2-5/8"		B520-269		\$3.90										
Drive pin					B520-271		\$1.50										
ALL FUNCTIONS																	
Description		Application				Specify		Price each Order in multiples of 100									
Size	Type					Part number	Finish										
12-24 x 1"	PFH combo	ANSI strike				C603-256	.[Finish]	\$1.50									
8 x 3/4"	PFH combo	Latch and strike				C603-897	.[Finish]	\$1.40									

 CYLINDRICAL
 DEADBOLTS
 MORTISE
 MULTIPOINT
 INTERCONNECT
 TUBULAR
 SPECIALTY
 PORTABLE
 CYLINDERS / KEYS
 TOOLS / KITS
 MERCHANDISING
 FORMS

PARTS

TAILPIECE AND SCREW PACKS	Available finishes													
	605	606	609	612	613	619	622	625	626	629	630	643e	626AM	630AM
	▪	▪	▪	▪	▪	N/A	▪	▪	▪	N/A	N/A	N/A	N/A	N/A

SINGLE CYLINDER: B250

Door thickness	Contents	Specify		Price each
		Part number	Finish	
1-3/8" - 1-3/4"	(1) B202-558 tailpiece (2) B520-086 screws	B202-509	.[Finish]	\$32.00

DOUBLE CYLINDER: B252

Door thickness	Contents	Specify		Price each
		Part number	Finish	
1-1/2" - 1-3/4" doors with 5-pin cylinder	(2) B202-370 tailpiece (2) B202-580 tailpieces (2) B520-267 screws (2) B520-271 screws	B202-560	.[Finish]	\$28.00
1-3/4" doors only with 6-pin cylinder	(2) B202-369 tailpieces (2) B520-269 screws	B220-043	.[Finish]	\$28.00

LATCH AND STRIKE SCREWS, ALL FUNCTIONS, STANDARD T STRIKE

Description	Contents	Specify		Price each
		Part number	Finish	
Latch and strike screws	(4) C603-897 screws	B202-517	.[Finish]	\$12.30

TORX SCREW PACKS Torx screw packs are furnished with the appropriate T-15 or T-20 installation tool(s)	Available finishes													
	605	606	609	612	613	619	622	625	626	629	630	643e	626AM	630AM
	▪	▪	▪	▪	▪	N/A	▪	▪	▪	N/A	N/A	N/A	N/A	N/A

Description	Contains	Specify		Price each
		Part number	Finish	
Latch and standard strike	(4) C503-766 (T-15)	C203-311	.[Finish]	\$32.00
Latch and ANSI strike	(2) C503-766 (T-15) (2) L583-371 (T-20)	C203-312	.[Finish]	\$32.00

SPECIAL PARTS	Available finishes													
	605	606	609	612	613	619	622	625	626	629	630	643e	626AM	630AM
	▪	▪	▪	▪	▪	N/A	▪	▪	▪	N/A	N/A	N/A	N/A	N/A

Description	Specify			Price each
	Part number	Lip length	Finish	
10-025 strike, lips through 6" (except 7/8", 1-3/16", 1-3/8" and 1-1/2")	XQ07-351	.[Lip length]	.[Finish]	\$324.00
10-001 strike, lips over 2" through 6"	XQ03-493	.[Lip length]	.[Finish]	\$60.30

CYLINDERS AND KEYS
Cylinders and keys sold separate can be found in the [Cylinders](#) and [Keys](#) sections at the back of this book.

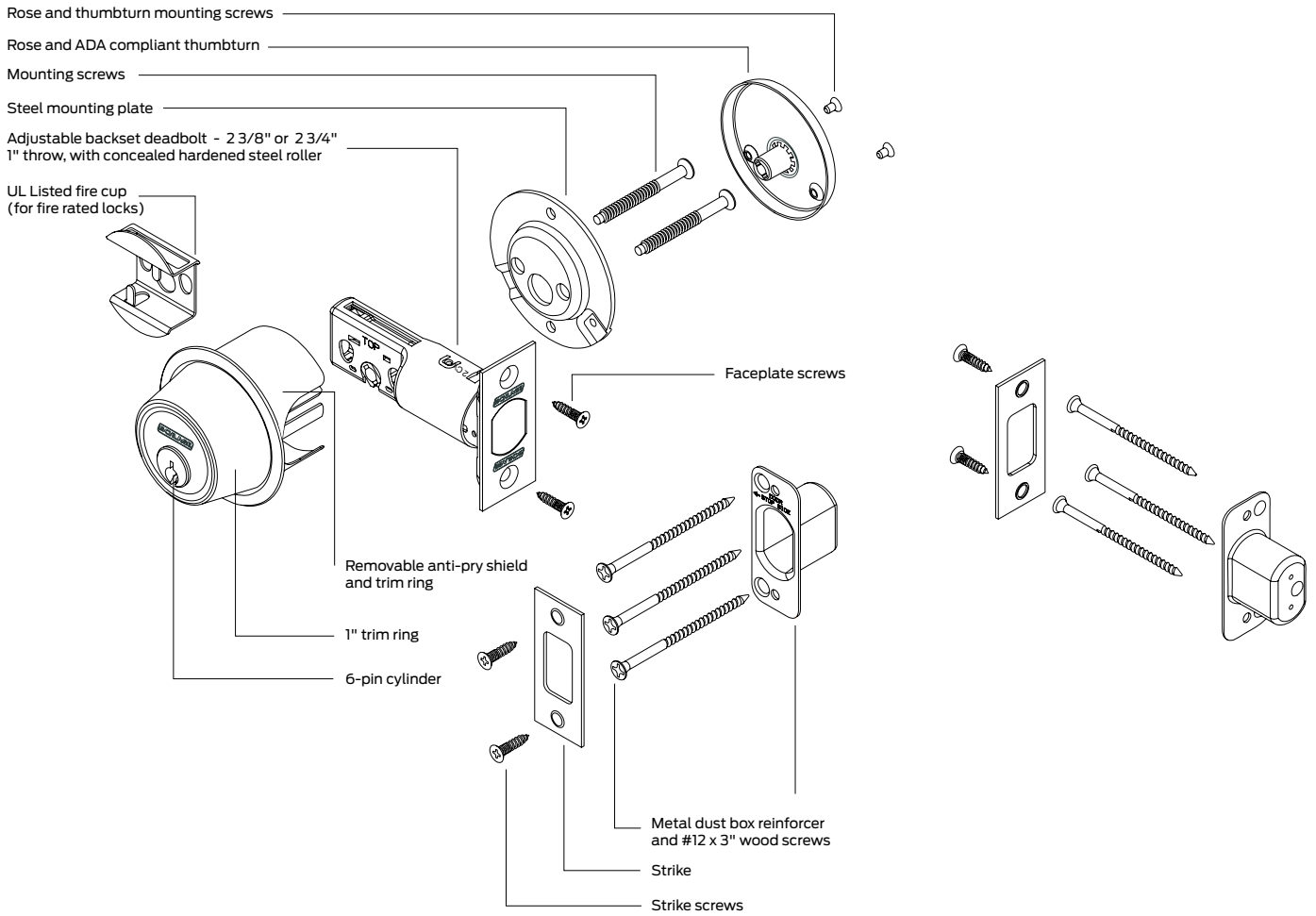
B250 SERIES

B500 SERIES

B600 SERIES

B500 SERIES

Grade 2 deadbolt



How to order

To order products, attribute values should be provided in the sequence shown below. Each value should be separated by a period.

Line item number	Quantity	Brand	Required for all lock orders					Options					Keying				
			Series + Function + Optional UL listed (F)	Cylinder type (keyed functions only)	Outside finish	Inside finish	Deadbolt	Strike	Door thickness	Indicator	Strike reinforcer	Emergency release key	Strike reinforcement screws	Buy America Act compliant	Keying code	Keyway	Pack keys independently
	1		2	3	4	5	6	7	8	9A	9B	9C	9D	9E	10A	10B	10C

Specifying dimensions:

Dimensions should be provided with the whole number followed by a dash and then the fraction of an inch. Example: 1-3/4.

Line item number

Quantity

- 1 **Brand:** Required only when specifying a product Less (LLL) any attribute.
- 2 **Series + Function + Optional UL listed (F):** Series combined with function.
- 3 **Cylinder type:** Specify cylinder code for keyed functions.
- 4 **Outside finish:** Required for all orders.
- 5 **Inside finish:** Specify only if different from the outside finish or if specifying a product Less (LLL) any attribute.
- 6 **Deadbolt:** Leave blank to receive the default deadbolt. Specify part number if non-default deadbolt is required or if specifying a product Less (LLL) any attribute.
- 7 **Strike:** Leave blank to received default strike. Specify part number if non-default strike is required or if specifying a product Less (LLL) any attribute.
- 8 **Door thickness:** Leave blank for default 1-3/4" thick doors. Specify if other than 1-3/4" or if specifying a product Less (LLL) any attribute. Specify with a DT prefix followed by the door thickness dimension. Example: DT1-3/8, DT2-1/4.

9A–9E **Options:** Specify any desired options.

10A **Keying code:** Default keying code is dictated by the selected cylinder type. Leave blank for to receive the default keying code or specify for any other keying code. If ordering a product less any lock attribute, keying code must be specified.

10B **Keyway:** Default way is dictated by the selected cylinder type. Leave blank for to receive the default keyway or specify to order any other keyway. If ordering a product less any lock attribute, keying code must be specified.

10C **Pack keys independently:** Specify only when requesting that keys be packed independently.

Contents

B500 Series | Overview 81

B500 Series | Functions 84

B500 Series | Styles 86

B500 Series | Configure a product 87

 Indicators 89

 Cylinder adjustments 90

 Deadbolts 91

 Door dimensions 92

 Options 93

 Less components 93

 Keying 94

B500 Series | Parts 95

 Deadbolts 95

 Strikes 95

 Trim 96

 Accessories and adapters 96

 Door reinforcements 96

 Occupancy indicator emergency key 97

 Individual screws 97

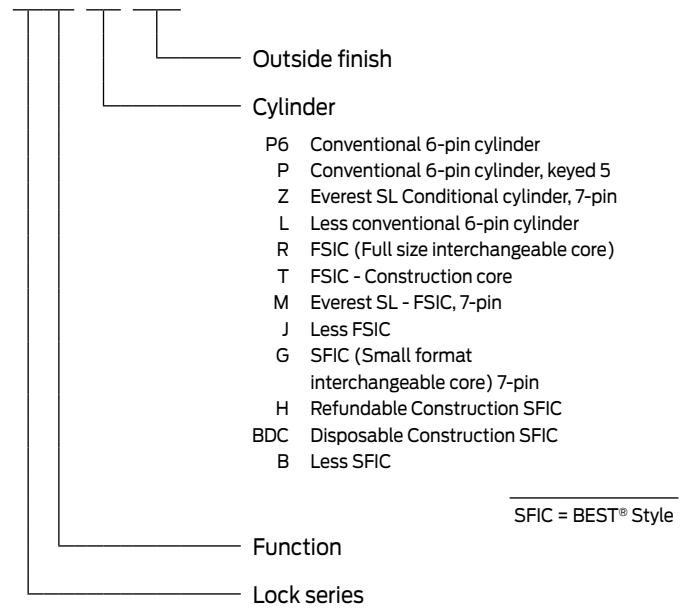
 Screw packs 98

BAA/ARRA

Contact your local RSO or
Sales Rep. for ordering details

Product identification

B560 . P6 . 626



Finish codes and descriptions

BHMA code		Description
605	(US 3)	Bright Brass
606	(US 4)	Satin Brass
609	(US 5)	Antique Brass
612	(US 10)	Satin Bronze
613	(US 10B)	Oil Rubbed Bronze
619	(US 15)	Satin Nickel
622	(US 19)	Matte Black
625	(US 26)	Bright Chrome
626	(US 26D)	Satin Chrome
626AM		Satin Chrome, Antimicrobial
643e	(US 11)	Aged Bronze

Standard features

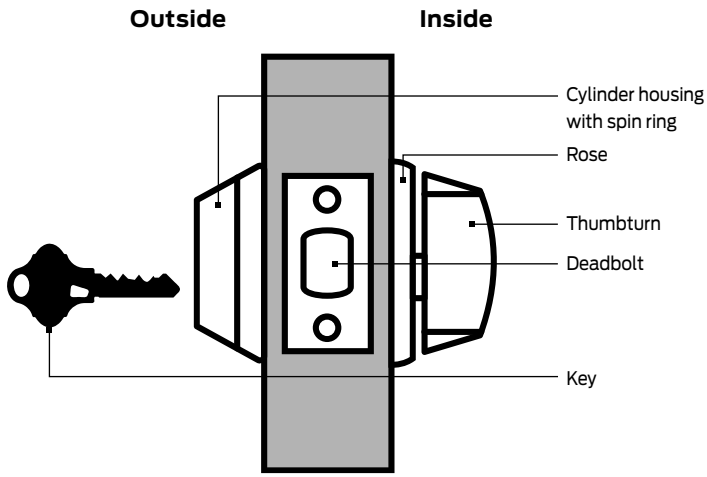


Certification	ANSI A156.36, 2010, Grade 2 (except B581). Available UL Listed for 3-hour fire door (except B562 and B571) With FSIC Interchangeable Core Cylinders: Grade 2; With SFIC Interchangeable Core Cylinders: Grade 3
Deadbolt	1" x 2-1/4", Square corner faceplate, 1" housing diameter, 1" throw
Strike	1-1/8" x 2-3/4", Square corner, box
Backset	Adjustable for 2-3/8" or 2-3/4"
Cylinder	6-pin solid brass, keyed 6-pin, S123 keyway, keyed different (KD)
Door range	1-3/8" – 1-7/8" standard cylinder or thumbturn only, 1-5/8" – 2" interchangeable core cylinder
Keys	Two cut keys per lock, 6-pin, S123 section
Reinforcement	Metal dust box reinforcer with three - 3" screws
Trim rings	7/16" and 1/8" wrought brass or bronze, reinforced with security inserts



Mechanical lock functions

Legend



Key

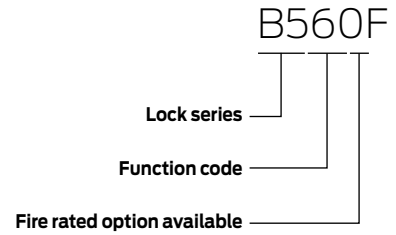


Inside lock status indicator available



Outside lock status indicator available

Product Identification Guide



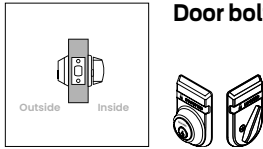
B250 SERIES

B500 SERIES

B600 SERIES

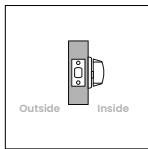
ANSI A156.36-2010, Grade 2. Available UL Listed for 3-hour fire door.

KEYLESS

 SCHLAGE ANSI
B572/B572F
Door bolt with coin turn


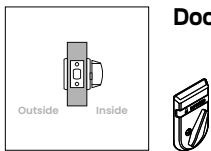
- Coin turn outside; thumbturn inside
- Deadbolt thrown or retracted by thumbturn inside
- A flat screwdriver inserted in the coin turn outside can also retract deadbolt
- When installed with optional lock status indicator trim, in unlocked state message displays on white background; in locked state on red background

To order configured with indicator, specify function and note indicator code as a special option.

B580/B580F
Door bolt
E0192


- No outside trim; thumbturn inside
- Deadbolt thrown or retracted by thumbturn inside

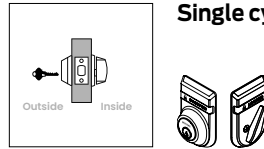
Note: 1-1/2" bore only.

B581/B581F
Door bolt with trim
E01112


- Blank plate outside; thumbturn inside
- Deadbolt thrown or retracted by thumbturn inside
- When installed with optional lock status indicator trim, in unlocked state message displays on white background; in locked state on red background

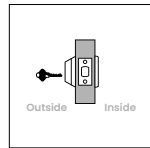
To order configured with indicator, specify function and note indicator code as a special option.

KEYED, SINGLE CYLINDER

 SCHLAGE ANSI
B560/B560F
Single cylinder deadbolt
E0152


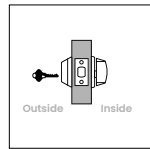
- Key cylinder outside; thumbturn inside
- Deadbolt thrown or retracted by key outside or thumbturn inside
- When installed with optional lock status indicator trim, in unlocked state message displays on white background; in locked state on red background

To order configured with indicator, specify function and note indicator code as a special option.

B561/B561F
Cylinder x blank plate deadbolt
E0162


- Key cylinder outside; blank plate inside
- Deadbolt thrown or retracted by key outside
- When installed with optional lock status indicator trim, in unlocked state message displays on white background; in locked state on red background

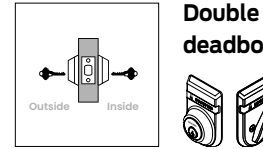
To order configured with indicator, specify function and note indicator code as a special option.

B563/B563F
Classroom deadbolt
E0172


- Key cylinder outside; thumbturn inside
- Deadbolt thrown or retracted by key outside
- Thumbturn inside can only retract deadbolt
- When installed with optional lock status indicator trim, in unlocked state message displays on white background; in locked state on red background

To order configured with indicator, specify function and note indicator code as a special option.

KEYED, DOUBLE CYLINDER

 SCHLAGE ANSI
B562
Double cylinder deadbolt
E0142


- Key cylinder both sides
- Deadbolt thrown or retracted by key from either side
- When installed with optional lock status indicator trim, in unlocked state message displays on white background; in locked state on red background

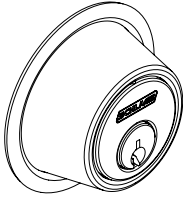
Caution: Double cylinder locks on any door, in any structure which is used for egress are a life safety hazard in times of emergency and their use is not recommended. Installation should be in accordance with existing codes only.

Note: This function cannot be ordered UL 10C fire rated.

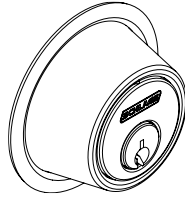
To order configured with indicator, specify function and note indicator code as a special option.

DEADLATCH DESIGN

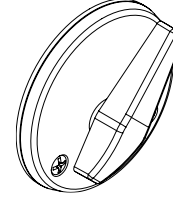
OUTSIDE CYLINDER TRIM



INSIDE CYLINDER TRIM



ROSE AND TURN



FINISH AVAILABILITY

	Bright Brass (605)	Satin Brass (606)	Antique Brass (609)	Satin Bronze (612)	Oil Rubbed Bronze (613)	Satin Nickel (619)	Matte Black (622)	Bright Chrome (625)	Satin Chrome (626)	Bright Stainless Steel (629)	Satin Stainless Steel (630)	Aged Bronze (643e)	Satin Chrome, Antimicrobial (626AM)	Satin Stainless Steel, Antimicrobial (630AM)
--	--------------------	-------------------	---------------------	--------------------	-------------------------	--------------------	-------------------	---------------------	--------------------	------------------------------	-----------------------------	--------------------	-------------------------------------	--

DEADBOLT

B500 Series deadbolt	605	606	609	612	613	619	622	625	626	-	-	643e	626AM	-
----------------------	-----	-----	-----	-----	-----	-----	-----	-----	-----	---	---	------	-------	---

CYLINDER FINISHES

Complete lock finish	605	606	609	612	613	619	622	625	626	-	-	643e	626AM	-
Coordinating conventional cylinder														
Plug component	606	606	606	606	522	626	622	626	626	-	-	522	626	-
Coordinating FSIC/SFIC cylinder														
Plug (lower) component	606	606	606	606	522	626	622	626	626	-	-	522	626	-
Core face (upper) component	606	606	606	606	522	626	622	626	626	-	-	522	626	-

522 is a simulated 613 finish

You can **configure and price a full range of products** using the tables and rules shown in this section.

The pricing of locks in this section includes the P6 cylinder in an open keyway (where applicable), default deadbolt, strike and a 1-3/4" thick door. Additional modifications are available using the rules and price adjustments on the subsequent pages.

How to order:

- All applicable product attributes must be provided in the order shown below
- Each value must separated by a period
- If requesting a product "Less (LLL)" any attribute, the entire detailed ACN must be provided
- Fractions will be written with the "/" symbol separating the numerator and the denominator (example 1/2)
- For dimensions that contain a whole number and a fraction, a hyphen "-" will be added after the whole number and before the fraction (example 2-1/2)
- For two dimensions represented together, such as length and width, the values would be separated by an "x" with no spaces
- Finishes should be listed using their BHMA finish as shown in this book

Required for all lock orders															
Brand	Series + Function + Optional UL listed (F)	Cylinder type (keyed functions only)	Outside finish	Inside finish	Deadbolt	Strike	Door thickness	Options					Keying		
								Indicator	Strike reinforcer	Emergency release key	Strike reinforcement screws	Buy America Act compliant	Keying code	Keyway	Pack keys independently
1	2	3	4	5	6	7	8	9A	9B	9C	9D	9E	10A	10B	10C

Only required if different than outside finish

Only required when deviating from the product's default. Specify only the deviated attribute(s).

Only required when deviating from the product's default. Specify only the deviated attribute(s).

If ordering a product "Less (LLL)" any attribute, values for each attribute must be provided.

EXAMPLE:

B560 . P6 . 626 . 10-092

2	3	4	7

Selected strike is different than the default strike



B250 SERIES

B500 SERIES

B600 SERIES

COMPLETE LOCKS			FINISHES			
<p>F suffix listed with the Series and Function indicates that the lock is UL listed</p> <p>Split finishes and designs will be priced at the highest list price of the design and/or finish.</p> <p>Keyed function pricing based on P6 cylinder with open S123 keyway. See page 90 for additional cylinder and keyway options.</p> <p>SERIES + FUNCTION CYL DESCRIPTION</p>			626	605 606 609 612 619 622 625 643e	613	626AM [®]
KEYLESS						
B572	Door bolt with coin turn		\$114.00	\$120.00	\$130.00	\$170.00
B572F	UL listed door bolt with coin turn		\$125.00	\$131.00	\$141.00	\$181.00
B580	Door bolt		\$97.00	\$103.00	\$113.00	\$153.00
B580F	UL listed door bolt		\$108.00	\$114.00	\$124.00	\$164.00
B581	Door bolt with trim		\$97.00	\$103.00	\$113.00	\$153.00
B581F	UL listed door bolt with trim		\$108.00	\$114.00	\$124.00	\$164.00
KEYED, SINGLE CYLINDER						
B560	P6	Single cylinder deadbolt	\$124.00	\$130.00	\$140.00	\$180.00
B560F	P6	UL listed single cylinder deadbolt	\$135.00	\$141.00	\$151.00	\$191.00
B561	P6	Cylinder x blank plate deadbolt	\$124.00	\$130.00	\$140.00	\$180.00
B561F	P6	UL listed cylinder x blank plate deadbolt	\$135.00	\$141.00	\$151.00	\$191.00
B563	P6	Classroom deadbolt	\$132.00	\$138.00	\$148.00	\$188.00
B563F	P6	UL listed classroom deadbolt	\$143.00	\$149.00	\$159.00	\$199.00
KEYED, DOUBLE CYLINDER						
B562	P6	Double cylinder deadbolt	\$168.00	\$174.00	\$184.00	\$224.00

COMPLETE LOCKS INDICATORS

- F suffix listed with the Series and Function indicates that the lock is UL listed
- Unless otherwise marked, single indication trims can be applied to the inside or outside of the door

SERIES + FUNCTION CYL DESCRIPTION			FINISHES							
			626		605, 606, 609, 612, 619, 622, 625, 643e		613		626AM ²	
			INDICATION		INDICATION		INDICATION		INDICATION	
SINGLE	DUAL	SINGLE	DUAL	SINGLE	DUAL	SINGLE	DUAL	SINGLE	DUAL	
KEYLESS										
B572		Door bolt with coin turn	\$199.00	\$284.00	\$205.00	\$290.00	\$215.00	\$300.00	\$255.00	\$340.00
B572F		UL listed door bolt with coin turn	\$210.00	\$295.00	\$216.00	\$301.00	\$226.00	\$311.00	\$266.00	\$351.00
B581		Door bolt with trim (Inside indication only)	\$182.00	N/A	\$188.00	N/A	\$198.00	N/A	\$238.00	N/A
B581F		UL listed door bolt with trim (Inside indication only)	\$193.00	N/A	\$199.00	N/A	\$209.00	N/A	\$249.00	N/A
KEYED, SINGLE CYLINDER										
B560	P6	Single cylinder deadbolt	\$209.00	\$294.00	\$215.00	\$300.00	\$225.00	\$310.00	\$265.00	\$350.00
B560F	P6	UL listed single cylinder deadbolt	\$220.00	\$305.00	\$226.00	\$311.00	\$236.00	\$321.00	\$276.00	\$361.00
B561	P6	Cylinder x blank plate deadbolt	\$209.00	N/A	\$215.00	N/A	\$225.00	N/A	\$265.00	N/A
B561F	P6	UL listed cylinder x blank plate deadbolt	\$220.00	N/A	\$226.00	N/A	\$236.00	N/A	\$276.00	N/A
B563	P6	Classroom deadbolt	\$217.00	N/A	\$223.00	N/A	\$233.00	N/A	\$273.00	N/A
B563F	P6	UL listed classroom deadbolt	\$228.00	N/A	\$234.00	N/A	\$244.00	N/A	\$284.00	N/A
KEYED, DOUBLE CYLINDER										
B562	P6	Double cylinder deadbolt	\$253.00	\$338.00	\$259.00	\$344.00	\$269.00	\$354.00	\$309.00	\$394.00



COMPLETE LOCKS CYLINDER ADJUSTMENTS

Keyed locks above are priced including the P6 cylinder with open keyway. Provided below are pricing adjustments based on other available cylinder types. For Primus and Primus XP cylinders, order lock less cylinder and order the Primus or Primus XP cylinder separately.

For complete details on cylinders, tailpieces, keying and keys, including cylinders sold separate, see the [Cylinders](#) and [Keys](#) sections at the back of this book.

CYLINDER ADJUSTMENTS					
Restricted keyways include: Everest 29 R and T keyways, Everest B and D keyways and Classic (Reverse/Quad/Numbered) keyways					
Description	Specify	Single cylinder function Price adjustment		Double cylinder function Price adjustment	
		Open	Restricted	Open	Restricted
Conventional 6-pin cylinder	P6	\$0.00	\$31.00	\$0.00	\$62.00
Conventional 6-pin cylinder, keyed 5	P	\$0.00	\$31.00	\$0.00	\$62.00
Everest SL Conventional Cylinder, 7-pin	Z	N/A	\$31.00	N/A	\$62.00
Less conventional cylinder	L	-\$21.00		-\$42.00	
Conventional Primus/Primus XP cylinder	Order separately (Restricted keyways only, see Cylinders section)				
FSIC (Full size interchangeable core)	R	\$172.00	\$203.00	\$344.00	\$406.00
FSIC – Construction Core	T	\$172.00	N/A	\$344.00	N/A
Everest SL - FSIC, 7-pin	M	N/A	\$203.00	N/A	\$406.00
Less FSIC	J	\$52.00		\$104.00	
Full size interchangeable Primus/Primus XP core	Order separately (Restricted keyways only, see Cylinders section)				
SFIC (Small format interchangeable core) 7-pin	G	N/A	\$133.00	N/A	\$266.00
Refundable Construction SFIC	H	\$166.00	N/A	\$332.00	N/A
Disposable Construction SFIC	BDC	\$52.00	N/A	\$104.00	N/A
Less SFIC	B	\$52.00		\$104.00	

Construction cores (T and H) have an additional handling charge 50-231

B250 SERIES

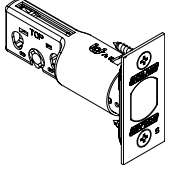
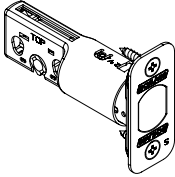
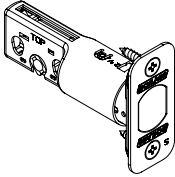
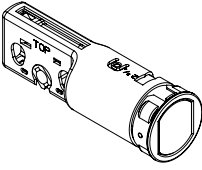
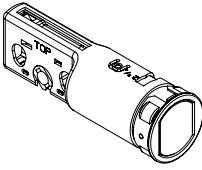
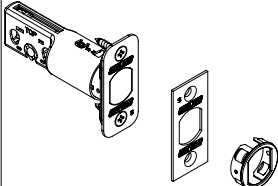
B500 SERIES

B600 SERIES

COMPLETE LOCKS

DEADBOLTS

Specify on order only if requesting an option other than the default.

DEADBOLTS				
12-288	12-294	12-289	12-290	12-316
				
				12-287
				
NON FIRE-RATED LOCKS				
Default	Faceplate description	Backset	Specify	Price adjustment
USA	Square corner, 1" x 2-1/4", 1" housing diameter	Adjustable 2-3/8" or 2-3/4"	12-288	\$0.00
CAN	Square corner, 1-1/8" x 2-1/4", 1" housing diameter	Adjustable 2-3/8" or 2-3/4"	12-291	\$0.00
	Round corner (1/4" radius), 1" x 2-1/4", 1" housing diameter	Adjustable 2-3/8" or 2-3/4"	12-289	\$0.00
	Circular drive in deadbolt, 626 finish only	Adjustable 2-3/8" or 2-3/4"	12-290	\$0.00
	Triple option - 1/4" radius round corner faceplate with 1" x 2-1/4" square corner and circular faceplates, 1" housing diameter	Adjustable 2-3/8" or 2-3/4"	12-287	\$0.00
FIRE-RATED (UL LISTED) LOCKS				
Default	Faceplate description	Backset	Specify	Price adjustment
▪	Square corner, 1" x 2-1/4", 1" housing diameter, fire-rated (UL listed) deadbolt	Adjustable 2-3/8" or 2-3/4"	12-294	\$0.00
	Circular drive in deadbolt, 626 finish only, 1" housing diameter, UL label	Adjustable 2-3/8" or 2-3/4"	12-316	\$0.00
	Square corner, 1" x 2-1/4", 1" housing diameter	5" backset	12-633	\$39.20

COMPLETE LOCKS STRIKES

Specify on order only if requesting an option other than the default.

STRIKES						
	10-094	10-095	10-092	10-108	10-064	10-087
Default	Description		Default lip length	Specify	Price adjustment	
▪	Square corner, no box, 1-1/8" x 2-3/4"		-	10-094	\$0.00	
	Square corner, no box, 1-5/8" x 2-1/4"		1-1/8"	10-095	\$0.00	
	Round corner (1/4" radius), no box, 1-5/8" x 2-1/4"		1-1/8"	10-092	\$0.00	
	Round corner (1/4" radius), 1" x 2-1/4", no reinforcement strike provided, 605, 609, 630 finishes only		-	10-103	\$0.00	
	Round corner (1/4" radius), 1-1/4" x 3-5/8", 4 hole, no reinforcement strike provided, 605, 609, 620, 630 finishes only		-	10-104	\$0.00	
	Round corner, 1-1/8" x 2-3/4", no box		-	10-108	\$0.00	
	Circular drive-in, thimble strike, 1-3/16" diameter, 626 finish only		-	10-064	\$0.00	
	ANSI, box, 1-1/4" x 4 7/8"		1-3/16"	10-087	\$9.50	

COMPLETE LOCKS DOOR DIMENSIONS

OPTIONAL DOOR THICKNESS

All locks will be extended equally (EE)

NON-STANDARD DOOR THICKNESS AND EXTENDED OPTIONS			
Specify door thickness in to the nearest 1/8" increment.			
Door thickness	Restrictions	Specify	Price adjustment
Over 1-3/4" - 2-1/4" doors	All locks except interchangeable core locks	DT[Door thickness]	\$0.00
1-3/8" to 1-5/8" doors	Locks with interchangeable core locks	DT[Door thickness]	\$13.70



COMPLETE LOCKS OPTIONS

STRIKE REINFORCER		
Description	Specify	Price adjustment
Strike reinforcer, use with 10-094 or 10-108	37-016	\$0.00
STRIKE REINFORCEMENT SCREWS		
Description	Specify	Price adjustment
2" strike reinforcement screws. Specify finish.	J250-028	\$0.00
BUY AMERICA ACT		
Description	Specify	Price adjustment
Buy America Act Compliant	BAA	\$12.00

⌘ Extended lead time

COMPLETE LOCKS LESS COMPONENTS

Deductions are applied to complete lock prices. When requesting a product "Less (LLL)" any attribute, the entire detailed ACN must be provided.

LOCKS LESS COMPONENTS		
Description	Specify	Price adjustment
Less deadbolt	LLL	-\$19.60
Less strike	LLL	-\$8.40



COMPLETE LOCKS KEYING

Specify on order only if requesting an option other than the default. Control keys are not furnished with locks and must be purchased separately. See [Keys section](#) at the back of this book.

For complete details on cylinders, tailpieces, keying and keys, see the [Cylinders](#) and [Keys](#) sections at the back of this book.

KEYING		Default	Optional	Default	Optional	Default	Optional	Default	Optional	Default	Optional	Default	Optional
Specify	Description	P6	P	Z	R	T	M	G	H				
KD	Keyed different	▪											
KA-0BIT	Keyed alike 0 bitted		▪										
KA-1BIT	Keyed alike 1 bitted					▪							
KAGRP	Keyed alike by group		▪				▪						
KAQTY	Keyed alike by qty		▪										
KEYSPECIFIC	Keyed alike to specific combination (Keys must be ordered separately)		▪				▪						
MK	Master keyed		▪		▪		▪		▪		▪		
SPLIT	Split key construction keyed		▪										
RCK	Lost ball construction keyed				▪								
RMK	Residential master keyed				▪								
RCK/RMK	Lost ball construction keyed and res. master keyed				▪								
ICC	FSIC construction keyed, (default)								▪				
ICA	FSIC construction keyed, (if specified)									▪			
ICB	FSIC construction keyed, (if specified)									▪			
BRN	SFIC construction keyed, Brown (default)												▪
GRN	SFIC construction keyed, Green (if specified)												▪

KEYWAY											
Specify keyway	Keyway family	Default keyway		P6	P	Z	R	T	M	G	H
		Non-masterkeyed	Masterkeyed								
[]	Everest 29 S (Open) Default if not specified	S123	S145	▪			▪				
[]	Obverse (Open)	C	E	▪	▪		▪	▪			
[]	Everest C (Open)	C123	C145	▪			▪				
[]	Everest D (Restricted)	D123	D145	▪			▪				
[]	Everest 29 T (Restricted)	T123	T145	▪			▪				
[]	Quad (Restricted)	Customer directed		▪			▪				
[]	Numbered (Restricted)	Customer directed		▪			▪				
[]	Reverse (Restricted)	Customer directed		▪			▪				
[]	Everest B (Restricted)	N/A	B125			▪			▪	▪	
[]	Everest 29 R (Restricted)	N/A	R125			▪			▪	▪	

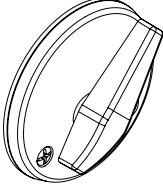
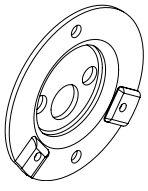
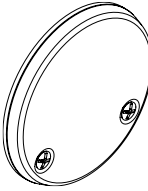
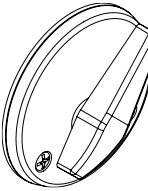
For a complete list of keying related charges, see the [Cylinders](#) and [Keys](#) sections at the back of this book. Keys must be ordered separately for all construction keyed options.




PARTS


DEADBOLTS	Available finishes													
	605	606	609	612	613	619	622	625	626	629	630	643e	626AM	630AM
	▪	▪	▪	▪	▪	▪	▪	▪	▪	N/A	N/A	▪	N/A	N/A
Description	Specify		Price each											
	Part number	Finish												
Square corner, 1" x 2-1/4", adjustable 2-3/8" or 2-3/4" backset, 1" housing diameter, standard deadbolt	12-288	.[Finish]	\$52.50											
Round corner (1/4" radius), 1" x 2-1/4", adjustable 2-3/8" or 2-3/4" backset, 1" housing diameter	12-289	.[Finish]	\$52.50											
Circular drive in deadbolt, adjustable 2-3/8" or 2-3/4" backset, 1" housing diameter, 626 finish only	12-290	.[Finish]	\$52.50											
Circular drive in deadbolt, adjustable 2-3/8" or 2-3/4" backset, 1" housing diameter, 626 finish only, UL label	12-316	.[Finish]	\$52.50											
Triple option - 1/4" radius round corner faceplate with 1" x 2-1/4" square corner and circular faceplates, adjustable 2-3/8" or 2-3/4" backset, 1" housing diameter	12-287	.[Finish]	\$60.80											
Square corner, 1-1/8" x 2-1/4", adjustable 2-3/8" or 2-3/4" backset, 1" housing diameter	12-291	.[Finish]	\$63.20											
Square corner, 1" x 2-1/4", 1" housing diameter, fire-rated (UL listed) deadbolt	12-294	.[Finish]	\$57.50											
Square corner, 1-1/8" x 2-1/4", 5" backset, 1" housing diameter	12-633	.[Finish]	\$136.00											
Rabbeted deadbolt and strike kit, adapts square corner latches and 2-3/4" high square corner strikes to 1/2" rabbeted door and frame preparations, 605 and 626 only	39-030	.[Finish]	\$86.50											

STRIKES	Available finishes													
	605	606	609	612	613	619	622	625	626	629	630	643e	626AM	630AM
	▪	▪	▪	▪	▪	N/A	▪	▪	▪	N/A	N/A	▪	N/A	N/A
Description	Specify		Price each											
	Part number	Finish												
Circular drive-in, thimble strike, 1-3/16" diameter, available in 626 finish only	10-064	.[Finish]	\$25.20											
ANSI, box, 1-1/4" x 4-7/8", 1-3/16" lip	10-087	.[Finish]	\$34.40											
Round corner (1/4" radius), 1-1/8" full lip, no box, 1-5/8" x 2-1/4"	10-092	.[Finish]	\$11.40											
Square corner, no box, 1-1/8" x 2-3/4", standard	10-094	.[Finish]	\$17.80											
Square corner, full 1-1/8" lip, no box, 1-5/8" x 2-1/4"	10-095	.[Finish]	\$11.40											
Round corner (1/4" radius), 1" x 2-1/4", no reinforcement strike provided (available in 605, 609 and 630 finishes only)	10-103	.[Finish]	\$3.00											
Round corner (1/4" radius), 1-1/4" x 3-5/8", 4 hole, no reinforcement strike provided (available in 605, 609 and 630 only)	10-104	.[Finish]	\$3.50											
Round corner, 1-1/8" x 2-3/4", no box	10-108	.[Finish]	\$26.50											
Metal dust box and 3 screws, use with 10-094 and 10-108	10-112		\$17.70											
Strike reinforcer, use with 10-094 and 10-108	37-016		\$23.60											

PARTS

TRIM			
B302-041	B600-018	12-626	B302-045
			
Available finishes		605 606 609 612 613 619 622 625 626 629 630 643e 626AM 630AM	
		▪ ▪ ▪ ▪ ▪ N/A ▪ ▪ ▪ N/A N/A N/A ▪ N/A	
Description	Specify		Price each
	Part number	Finish	
Rose and turn	B302-041	.[Finish]	\$2.00
Mounting plate for rose and turn	B600-018	-	\$4.30
Blank rose, exposed screws	12-626	.[Finish]	\$38.10
Blank mounting plate kit for use on one side of B580	38-034	.[Finish]	\$146.00
Classroom rose and turn	B302-045	.[Finish]	\$49.30

ACCESSORIES AND ADAPTERS			
38-031	B520-649	B520-650	
			
Available finishes		605 606 609 612 613 619 622 625 626 629 630 643e 626AM 630AM	
		▪ ▪ ▪ ▪ ▪ ▪ ▪ ▪ ▪ N/A N/A N/A N/A ▪	
Description	Specify		Price each
	Part number	Finish	
2-1/2" diameter adapter ring for 2-1/8" door prep, mounted under cylinder	38-031	.[Finish]	\$29.20
Trim ring with shield for B560/B562	B520-649	.[Finish]	\$35.40
Trim ring with shield for interchangeable core functions	B520-650	.[Finish]	\$35.40
Faceplate adapter to adapt 1" faceplate to 1-1/8" door preparation	A501-878	.[Finish]	\$1.00

DOOR REINFORCEMENTS			
A501-566			
			
Description	Specify	Price each	
Reinforcer for 1-3/8" thick nonreinforced metal doors, fits both 7/8" and 1" diameter housings (2 required per lock)	A501-565	\$29.40	
Reinforcer for 1-3/4" thick nonreinforced metal doors, fits both 7/8" and 1" diameter housings (2 required per lock)	A501-566	\$29.40	
Door frame strike reinforcer	37-016	\$23.60	

B250 SERIES

B500 SERIES

B600 SERIES

PARTS

OCCUPANCY INDICATOR EMERGENCY KEY		
Description	Specify	Price each
Emergency release key, standard size, for B571 occupancy indicator deadbolt. Includes one key, ring, and instruction tag	61-509	\$16.40
Emergency release key, large size, for B571 occupancy indicator deadbolt. Includes one key, ring, and instruction tag	61-510	\$31.20

INDIVIDUAL SCREWS PH = Phillips head POH machine = Phillips oval head PFH = Phillips flat head	Available finishes													
	605	606	609	612	613	619	622	625	626	629	630	643e	626AM	630AM
	▪	▪	▪	▪	▪	N/A	▪	▪	▪	N/A	N/A	N/A	N/A	N/A

KEYLESS: B580						
Description		Application		Specify		Price each
Size	Type	Use with:	Door thickness	Part number	Finish	Order in multiples of 100
6-32 x 1/4"	PH machine	Turn	—	B600-066	.[Finish]	\$3.60
8-32 x 1/2"	PH machine	Mounting plate	—	B600-048	-	\$3.60
8 x 3/4"	RH wood	Mounting plate	—	F506-359	-	\$0.70

KEYLESS: B571, B581						
Description		Application		Specify		Price each
Size	Type	Use with:	Door thickness	Part number	Finish	Order in multiples of 100
10-32 x 1-1/8"	POH machine	Mounting	1-3/8" - 1-3/4"	B520-662	-	\$3.60
10-32 x 1-3/4"	POH machine	Mounting	Over 1-3/4" - 2-1/4"	B520-663	-	\$3.60
6-32 x 1/4"	POH machine	Turn	—	B600-066	.[Finish]	\$3.60

KEYED, SINGLE CYLINDER: B560, B561, B563						
Description		Application		Specify		Price each
Size	Type	Use with:	Door thickness	Part number	Finish	Order in multiples of 100
1/4"-28 x 1-15/16"	POH machine	Mounting	1-3/8" - 1-3/4"	B600-100	-	\$3.60
1/4"-28 x 2-1/2"	POH machine	Mounting	Over 1-3/4" - 2-1/4"	B600-101	-	\$3.60
6-32 x 1/4"	PH machine	Turn	—	B600-066	.[Finish]	\$3.60
10-32 x 3/8"	PH machine	Anti-pry shield	—	B520-298	-	\$1.10

KEYED, SINGLE CYLINDER: B560G, B563G, B560R, B563R						
Description		Application		Specify		Price each
Size	Type	Use with:	Door thickness	Part number	Finish	Order in multiples of 100
1/4"-28 x 1-15/16"	POH machine	Mounting	1-3/8" - 1-3/4"	B600-100	-	\$3.60
6-32 x 1/4"	PH machine	Turn	—	B600-066	.[Finish]	\$3.60

KEYED, DOUBLE CYLINDER: B562						
Description		Application		Specify		Price each
Size	Type	Use with:	Door thickness	Part number	Finish	Order in multiples of 100
1/4"-28 x 3-13/64"	PH machine	Mounting	1-3/8" - 1-3/4"	B600-047	-	\$4.20
1/4"-28 x 3-29/64"	PH machine	Mounting	over 1-3/4" - 2-1/4"	B600-078	-	\$4.20
10-32 x 3/8"	PH machine	Anti-pry shield	—	B520-298	-	\$1.10

KEYED, DOUBLE CYLINDER: B562G, B562R						
Description		Application		Specify		Price each
Size	Type	Use with:	Door thickness	Part number	Finish	Order in multiples of 100
1/4"-28 x 2-61/64"	PH machine	Mounting	1-3/8" - 2"	B600-053	-	\$3.60
10-32 x 3/8"	PH machine	Anti-pry shield	—	B520-298	-	\$1.10

PARTS

INDIVIDUAL SCREWS PH = Phillips head POH machine = Phillips oval head PFH = Phillips flat head	Available finishes													
	605	606	609	612	613	619	622	625	626	629	630	643e	626AM	630AM
	▪	▪	▪	▪	▪	N/A	▪	▪	▪	N/A	N/A	N/A	N/A	N/A

ALL FUNCTIONS						
Description		Application		Specify		Price each Order in multiples of 100
Size	Type	Use with:	Door thickness	Part number	Finish	
8 x 3/4"	PFH combo	Deadbolt and strike screw	—	C603-897	.[Finish]	\$1.40
8 x 2"	PFH wood	2" strike screw	—	J250-028	-	\$3.10
12 x 3"	PFH wood	3" Metal dust box screw	—	R525-256	-	\$3.10

SCREW PACKS	Available finishes													
	605	606	609	612	613	619	622	625	626	629	630	643e	626AM	630AM
	▪	▪	▪	▪	▪	N/A	▪	▪	▪	N/A	N/A	N/A	N/A	N/A

KEYLESS: B580						
Door thickness	Contents	Specify		Price each		
		Part number	Finish			
1-3/8" – 2-1/4"	(2) B600-048 (4) C603-897 (2) F605-359 (1) B600-018	(2) B600-066	61-506	.[Finish]	\$26.70	

KEYLESS: B581, B571						
Door thickness	Contents	Specify		Price each		
		Part number	Finish			
1-3/8" – 1-3/4"	(2) B520-662 (2) B600-066 (4) C603-897 (1) B600-018	61-504	.[Finish]	\$34.80		
Over 1-3/4" – 2-1/4"	(2) B520-663 (2) B600-066 (4) C603-897 (1) B600-018	61-505	.[Finish]	\$34.80		

KEYED, SINGLE CYLINDER: B560, B563						
Door thickness	Contents	Specify		Price each		
		Part number	Finish			
1-3/8" – 1-3/4"	(1) B600-018 (2) B600-066 (2) B600-100 (4) C603-897	61-500	.[Finish]	\$21.90		
Over 1-3/4" – 2-1/4"	(1) B600-018 (2) B600-066 (2) B600-101 (4) C603-897	61-501	.[Finish]	\$21.90		

KEYED, SINGLE CYLINDER: B560G, B563G, B560R, B563R						
Door thickness	Contents	Specify		Price each		
		Part number	Finish			
1-3/8" – 2"	(1) B600-018 (2) B600-066 (2) B600-100 (4) C603-897	61-500	.[Finish]	\$21.90		

KEYED, DOUBLE CYLINDER: B562						
Door thickness	Contents	Specify		Price each		
		Part number	Finish			
1-3/8" – 1-3/4"	(2) B600-047 (4) C603-897	61-502	.[Finish]	\$16.80		
Over 1-3/4" – 2-1/4"	(2) B600-078 (4) C603-897	61-503	.[Finish]	\$16.80		

KEYED, DOUBLE CYLINDER: B562G, B562R						
Door thickness	Contents	Specify		Price each		
		Part number	Finish			
1-3/8" – 2"	(2) B600-053 (4) C603-897	61-507	.[Finish]	\$16.80		

CYLINDERS AND KEYS
Cylinders and keys sold separate can be found in the [Cylinders](#) and [Keys](#) sections at the back of this book.

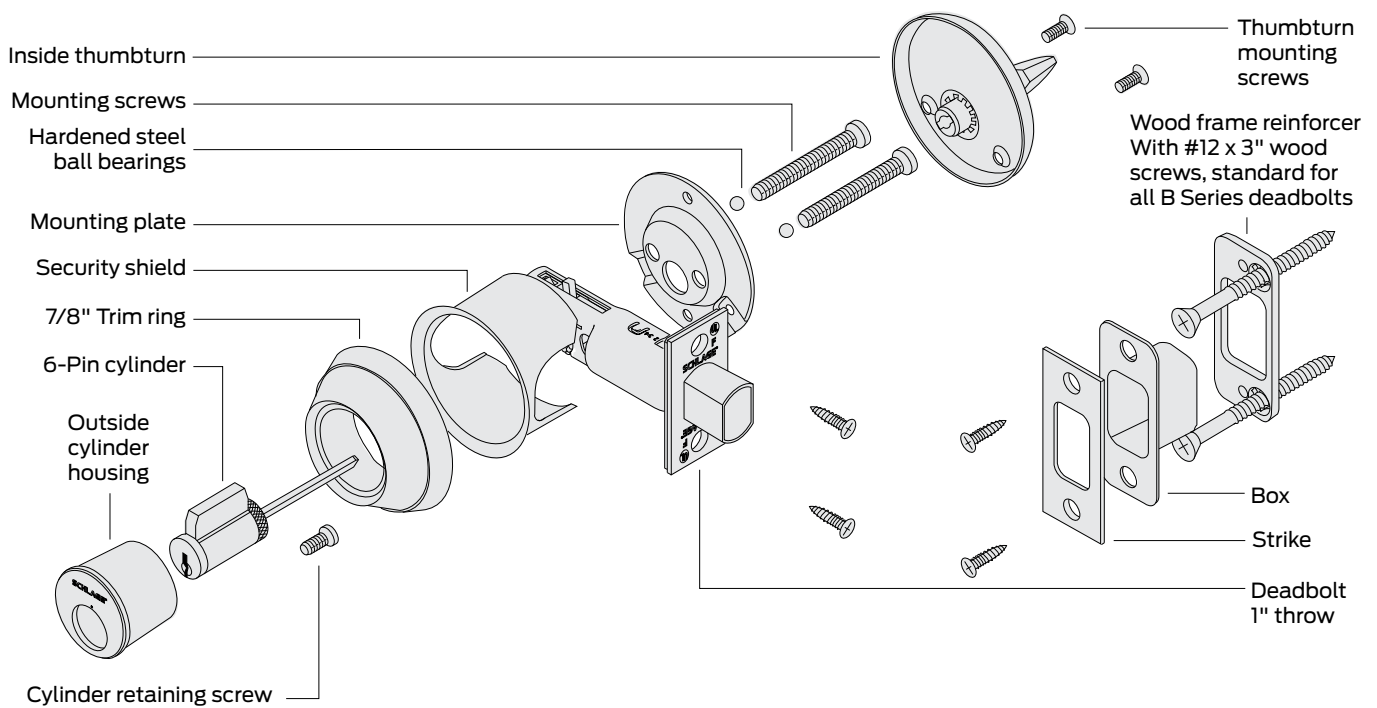
B250 SERIES

B500 SERIES

B600 SERIES

B600 SERIES

Grade 1 deadbolt



How to order

To order products, attribute values should be provided in the sequence shown below. Each value should be separated by a period.

Line item number	Quantity	Brand	Required for all lock orders					Door thickness	Options					Keying			
			Series + Function	Cylinder type (keyed functions only)	Outside finish	Inside finish	Deadlatch		Strike	Indicator	Strike reinforcer	Strike reinforcement screws	Screw option	Buy America Act compliant	Keying code	Keyway	Pack keys independently
		1	2	3	4	5	6	7	8	9A	9B	9C	9D	9E	10A	10B	10C

Specifying dimensions:

Dimensions should be provided with the whole number followed by a dash and then the fraction of an inch. Example: 1-3/4.

Line item number

Quantity

1 Brand: Required only when specifying a product Less (LLL) any attribute.

2 Series+Function: Series combined with function.

3 Cylinder type: Specify cylinder code for keyed functions.

4 Outside finish: Required for all orders.

5 Inside finish: Specify only if different from the outside finish or if specifying a product Less (LLL) any attribute.

6 Deadbolt: Leave blank to receive the default deadbolt. Specify part number if non-default deadbolt is required or if specifying a product Less (LLL) any attribute.

7 Strike: Leave blank to received default strike. Specify part number if non-default strike is required or if specifying a product Less (LLL) any attribute.

8 Door thickness: Leave blank for default 1-3/4" thick doors. Specify if other than 1-3/4" or if specifying a product Less (LLL) any attribute. Specify with a DT prefix followed by the door thickness dimension. Example: DT1-3/8, DT2-1/4.

9A–9E Options: Specify any desired options.

10A Keying code: Default keying code is dictated by the selected cylinder type. Leave blank for to receive the default keying code or specify for any other keying code. If ordering a product less any lock attribute, keying code must be specified.

10B Keyway: Default way is dictated by the selected cylinder type. Leave blank for to receive the default keyway or specify to order any other keyway. If ordering a product less any lock attribute, keying code must be specified.

10C Pack keys independently: Specify only when requesting that keys be packed independently.

Contents

B600 Series | Overview 99

B600 Series | Functions 102

B600 Series | Styles 104

B600 Series | Configure a product 105

 Indicators 106

 Cylinder adjustments 107

 Deadbolts 108

 Strikes 109

 Door dimensions 109

 Options 110

 Less components 110

 Keying 111

B600 Series | Parts 112

 Deadbolts 112

 Strikes 113

 Trim 113

 Door reinforcements 114

 Individual screws 114

 Screw packs 114

 Torx® screw packs 115

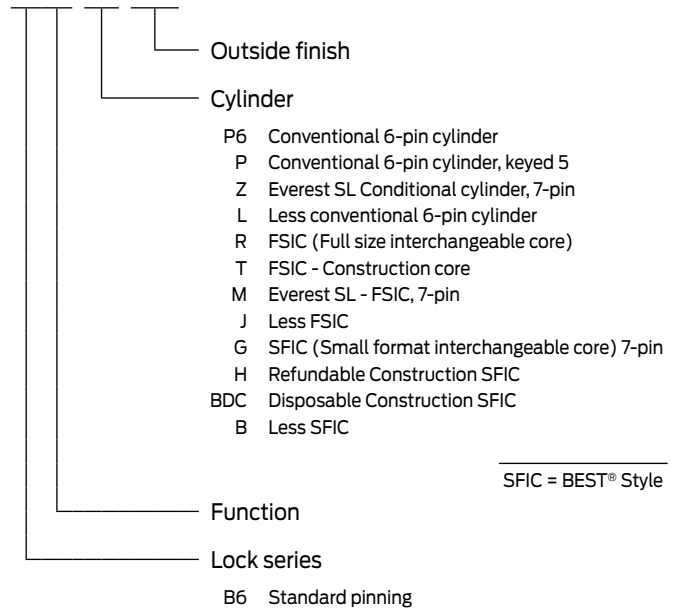
 Special parts 116

BAA/ARRA

Contact your local RSO or
Sales Rep. for ordering details

Product identification

B660 . P6 . 626



Finish codes and descriptions

BHMA code		Description
605	(US 3)	Bright Brass
606	(US 4)	Satin Brass
609	(US 5)	Antique Brass
612	(US 10)	Satin Bronze
613	(US 10B)	Oil Rubbed Bronze
619	(US 15)	Satin Nickel
622	(US 19)	Matte Black
625	(US 26)	Bright Chrome
626	(US 26D)	Satin Chrome
626AM		Satin Chrome, Antimicrobial (A)
643e	(US 11)	Aged Bronze

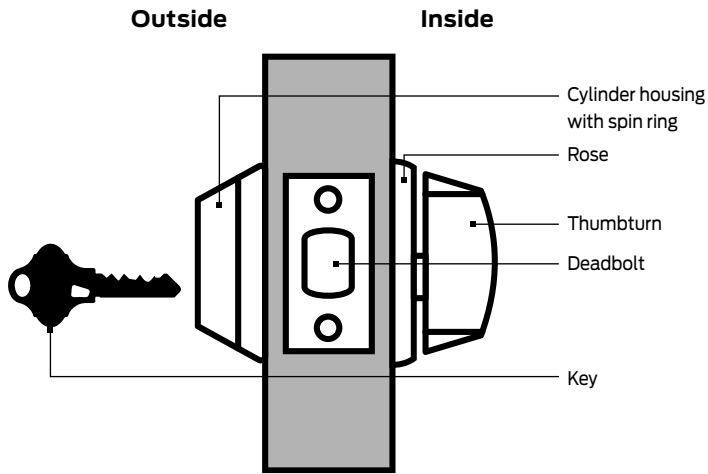
Standard features



Certification	ANSI/BHMA Certified A156.36-2010, Grade 1 auxiliary lock. With FSIC Interchangeable Core Cylinders: Grade 2; With SFIC Interchangeable Core Cylinders: Grade 3 UL Listed for 3-hour fire door, B800-Series is UL437 listed.
Deadbolt	1-1/8" x 2-1/4", Square corner faceplate, 1" housing diameter, 1" throw
Strike	1-1/8" x 2-3/4", Square corner, box
Backset	Adjustable for 2-3/8" or 2-3/4"
Door range	1-5/8"-2" standard cylinder; 1-5/8"-2" FSIC; 1-3/4"-2" SFIC; 1-3/8"-2-1/2" door bolt only
Reinforcement	Metal dust box reinforcer with three 3" screws
Trim rings	7/8" Solid brass or bronze
Cylinder	6-pin solid brass, keyed 6-pin, S123 keyway, keyed different (KD)
Keys	Two nickel silver cut keys per lock, 6-pin, S123 section

Mechanical lock functions

Legend



Key

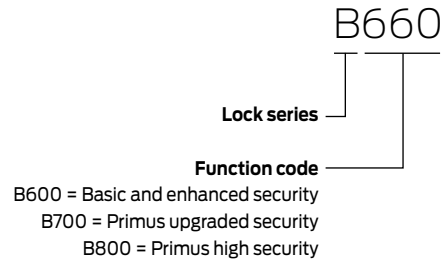


Inside lock status indicator available



Outside lock status indicator available

Product Identification Guide



B250 SERIES

B500 SERIES

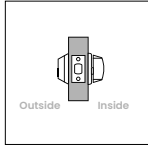
B600 SERIES

ANSI/BHMA Certified A156.36-2010, Grade 1 auxiliary lock. UL Listed for 3-hour fire door.

KEYLESS

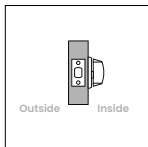
SCHLAGE

ANSI

B672
Door bolt with coin turn


- Coin turn outside; thumbturn inside
- Deadbolt thrown or retracted by thumbturn inside
- A flat screwdriver inserted in the coin turn outside can also retract deadbolt
- When installed with optional lock status indicator trim, in unlocked state message displays on white background; in locked state on red background

To order configured with indicator, specify function and note indicator code as a special option.

B680
Door bolt
E0191


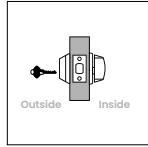
- No outside trim; thumbturn inside
- Deadbolt thrown or retracted by thumbturn inside

Note: 1-1/2" bore only.

KEYED, SINGLE CYLINDER

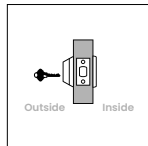
SCHLAGE

ANSI

B660
Single cylinder deadbolt


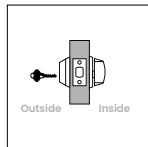
- Key cylinder outside; thumbturn inside
- Deadbolt thrown or retracted by key outside or thumbturn inside
- When installed with optional lock status indicator trim, in unlocked state message displays on white background; in locked state on red background

To order configured with indicator, specify function and note indicator code as a special option.

B661
Cylinder x blank plate deadbolt
E0161


- Key cylinder outside; blank plate inside
- Deadbolt thrown or retracted by key outside
- When installed with optional lock status indicator trim, in unlocked state message displays on white background; in locked state on red background

To order configured with indicator, specify function and note indicator code as a special option.

B663
Classroom deadbolt
E0171


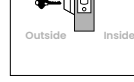
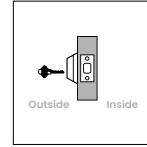
- Key cylinder outside; thumbturn inside
- Deadbolt thrown or retracted by key outside
- Thumbturn inside can only retract deadbolt
- When installed with optional lock status indicator trim, in unlocked state message displays on white background; in locked state on red background

To order configured with indicator, specify function and note indicator code as a special option.

KEYED, SINGLE CYLINDER

SCHLAGE

ANSI

B664
Cylinder only deadbolt


- Key cylinder outside; no inside trim
- Deadbolt thrown or retracted by key outside

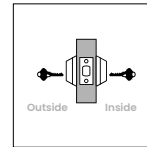
Note: Available in Conventional cylinder format only.

Note: 1-1/2" bore only.

KEYED, DOUBLE CYLINDER

SCHLAGE

ANSI

B662
Double cylinder deadbolt
E0141


- Key cylinder both sides
- Deadbolt thrown or retracted by key from either side
- When installed with optional lock status indicator trim, in unlocked state message displays on white background; in locked state on red background

Caution: Double cylinder locks on any door, in any structure which is used for egress are a life safety hazard in times of emergency and their use is not recommended. Installation should be in accordance with existing codes only.

To order configured with indicator, specify function and note indicator code as a special option.

B250 SERIES

B500 SERIES

B600 SERIES

DEADLATCH DESIGN

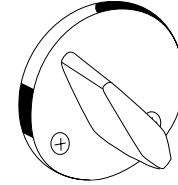
OUTSIDE CYLINDER TRIM




INSIDE CYLINDER TRIM



ROSE AND TURN



PRIMUS® CONTROLLED ACCESS CYLINDER TRIM



PRIMUS® HIGH SECURITY CYLINDER TRIM



FINISH AVAILABILITY

	Bright Brass (605)	Satin Brass (606)	Antique Brass (609)	Satin Bronze (612)	Oil Rubbed Bronze (613)	Satin Nickel (619)	Matte Black (622)	Bright Chrome (625)	Satin Chrome (626)	Bright Stainless Steel (629)	Satin Stainless Steel (630)	Aged Bronze (643e)	Satin Chrome, Antimicrobial (626AM)	Satin Stainless Steel, Antimicrobial (630AM)
--	--------------------	-------------------	---------------------	--------------------	-------------------------	--------------------	-------------------	---------------------	--------------------	------------------------------	-----------------------------	--------------------	-------------------------------------	--

DEADBOLT

B600 Series deadbolt	605	606	609	612	613	619	622	625	626	-	-	643e	626AM	-
----------------------	-----	-----	-----	-----	-----	-----	-----	-----	-----	---	---	------	-------	---

CYLINDER FINISHES

Complete lock finish	605	606	609	612	613	619	622	625	626	-	-	643e	626AM	-
Coordinating conventional cylinder														
Plug component	606	606	606	606	522	626	622	626	626	-	-	522	626	-
Housing faceplate component	605	606	609	606	613	619	622	625	626	-	-	316	626	-
Coordinating FSIC/SFIC cylinder														
Plug (lower) component	606	606	606	606	522	626	622	626	626	-	-	522	626	-
Core face (upper) component	606	606	606	606	522	626	622	626	626	-	-	522	626	-
Housing faceplate component	605	606	609	612	613	619	622	625	626	-	-	316	626	-

522 is a simulated 613 finish

You can **configure and price a full range of products** using the tables and rules shown in this section.

The pricing of locks in this section includes the P6 cylinder in an open keyway (where applicable), default deadbolt, strike and a 1-3/4" thick door. Additional modifications are available using the rules and price adjustments on the subsequent pages.

How to order:

- All applicable product attributes must be provided in the order shown below
- Each value must separated by a period
- If requesting a product "Less (LLL)" any attribute, the entire detailed ACN must be provided
- Fractions will be written with the "/" symbol separating the numerator and the denominator (example 1/2)
- For dimensions that contain a whole number and a fraction, a hyphen "-" will be added after the whole number and before the fraction (example 2-1/2)
- For two dimensions represented together, such as length and width, the values would be separated by an "x" with no spaces
- Finishes should be listed using their BHMA finish as shown in this book

Required for all lock orders				Options									Keying		
Brand	Series + Function	Cylinder type (keyed functions only)	Outside finish	Inside finish	Deadlatch	Strike	Door thickness	Indicator	Strike reinforcer	Strike reinforcement screws	Screw option	Buy America Act compliant	Keying code	Keyway	Pack keys independently
1	2	3	4	5	6	7	8	9A	9B	9C	9D	9E	10A	10B	10C

Only required if different than outside finish

Only required when deviating from the product's default. Specify only the deviated attribute(s).

Only required when deviating from the product's default. Specify only the deviated attribute(s).

If ordering a product "Less (LLL)" any attribute, values for each attribute must be provided.

EXAMPLE:

B660 . P6 . 626 . 10-103

2	3	4	7
---	---	---	---

Selected strike is different than the default strike

B250 SERIES

B500 SERIES

B600 SERIES

COMPLETE LOCKS			FINISHES			
Split finishes and designs will be priced at the highest list price of the design and/or finish.			626	605	613	626AM [Ⓜ]
Keyed function pricing based on P6 cylinder with open S123 keyway. See adjacent page for additional cylinder and keyway options.				606		
				609		
				612		
				619		
				622		
				625		
			643e			
SERIES + FUNCTION	CYL	DESCRIPTION				
B600 SERIES						
B660	P6	Single cylinder deadbolt	\$301.00	\$307.00	\$317.00	\$351.00
B661	P6	Cylinder x blank plate deadbolt	\$301.00	\$307.00	\$317.00	\$351.00
B662	P6	Double cylinder deadbolt	\$386.00	\$392.00	\$402.00	\$436.00
B663	P6	Classroom deadbolt	\$313.00	\$319.00	\$329.00	\$363.00
B664	P6	Cylinder only deadbolt	\$301.00	\$304.00	\$309.00	\$351.00
B672		Door bolt with coin turn	\$291.00	\$294.00	\$299.00	\$341.00
B680		Door bolt	\$235.00	\$238.00	\$243.00	\$260.00

[Ⓜ] Extended lead time

COMPLETE LOCKS INDICATORS

			FINISHES							
			626		605, 606, 609, 612, 619, 622, 625, 643e		613		626AM [Ⓜ]	
SERIES + FUNCTION	CYL	DESCRIPTION	INDICATION		INDICATION		INDICATION		INDICATION	
			SINGLE	DUAL	SINGLE	DUAL	SINGLE	DUAL	SINGLE	DUAL
KEYLESS										
B672		UL listed door bolt with coin turn	\$376.00	\$461.00	\$379.00	\$464.00	\$384.00	\$469.00	\$426.00	\$511.00
KEYED, SINGLE CYLINDER										
B660	P6	UL listed single cylinder deadbolt	\$386.00	\$471.00	\$392.00	\$477.00	\$402.00	\$487.00	\$436.00	\$521.00
B661	P6	UL listed cylinder x blank plate deadbolt (outside indication only)	\$386.00	N/A	\$392.00	N/A	\$402.00	N/A	\$436.00	N/A
B663	P6	UL listed classroom deadbolt (outside indication only)	\$398.00	N/A	\$404.00	N/A	\$414.00	N/A	\$448.00	N/A
KEYED, DOUBLE CYLINDER										
B662	P6	UL listed double cylinder deadbolt	\$471.00	\$556.00	\$477.00	\$562.00	\$487.00	\$572.00	\$521.00	\$606.00



COMPLETE LOCKS

CYLINDER ADJUSTMENTS

Keyed locks above are priced including the P6 cylinder with open keyway. Provided below are pricing adjustments based on other available cylinder types. For Primus and Primus XP cylinders, order lock less cylinder and order the Primus or Primus XP cylinder separately.

For complete details on cylinders, tailpieces, keying and keys, including cylinders sold separate, see the [Cylinders](#) and [Keys](#) sections at the back of this book.

CYLINDER ADJUSTMENTS					
Restricted keyways include: Everest 29 R and T keyways, Everest B and D keyways and Classic (Reverse/Quad/Numbered) keyways					
Description	Specify	Single cylinder function Price adjustment		Double cylinder function Price adjustment	
		Open	Restricted	Open	Restricted
B600 Series					
Conventional 6-pin cylinder	P6	\$0.00	\$31.00	\$0.00	\$62.00
Conventional 6-pin cylinder, keyed 5	P	\$0.00	\$31.00	\$0.00	\$62.00
Everest SL Conventional Cylinder, 7-pin	Z	N/A	\$31.00	N/A	\$62.00
Less conventional cylinder	L	-\$73.00		-\$146.00	
FSIC (Full size interchangeable core) (not compatible with B664)	R	\$43.00	\$74.00	\$86.00	\$148.00
FSIC - Construction Core (not compatible with B664)	T	\$43.00	N/A	\$86.00	N/A
Everest SL - FSIC, 7-pin (not compatible with B664)	M	N/A	\$74.00	N/A	\$148.00
Less FSIC (not compatible with B664)	J	-\$63.00		-\$126.00	
SFIC (Small format interchangeable core) 7-pin (not compatible with B664)	G	N/A	\$123.00	N/A	\$246.00
Refundable Construction SFIC (not compatible with B664)	H	\$64.00	N/A	\$128.00	N/A
Disposable Construction SFIC (not compatible with B664)	BDC	\$0.00	N/A	\$0.00	N/A
Less SFIC	B	\$0.00		\$0.00	

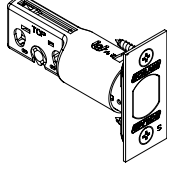
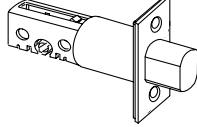
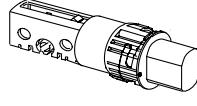
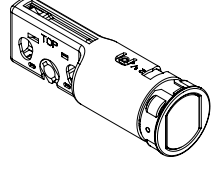
Construction cores (T and H) have an additional handling charge 50-231.



COMPLETE LOCKS

DEADBOLTS

Specify on order only if requesting an option other than the default.

DEADBOLTS					
	12-296	12-631	12-641	12-317	
					
Default	Faceplate description		Backset	Specify	Price adjustment
▪	Square corner, 1-1/8" x 2-1/4", 1" housing diameter (not hurricane rated, use a fixed backset latch if hurricane rating is desired)		Adjustable 2-3/8" or 2-3/4"	12-296	\$0.00
	Square corner, 1-1/8" x 2-1/4", 1" housing diameter		2-3/8"	12-630	\$0.00
	Square corner, 1-1/8" x 2-1/4", 1" housing diameter		2-3/4"	12-631	\$0.00
	Square corner, 1-1/8" x 2-1/4", 1" housing diameter		3-3/4"	12-632	\$41.20
	Square corner, 1-1/8" x 2-1/4", 1" housing diameter		5"	12-633	\$41.20
	Circular, drive-in, 1-1/16" housing diameter, 626 finish only		2-3/8"	12-640	\$0.00
	Circular, drive-in, 1-1/16" housing diameter, 626 finish only		2-3/4"	12-641	\$0.00
	Circular, drive-in, 1-1/16" housing diameter, 626 finish only		3-3/4"	12-642	\$41.20
	Circular, drive-in, 1-1/16" housing diameter, 626 finish only		5"	12-643	\$41.20
	Circular, drive-in, 1" housing diameter, 626 finish only		Adjustable 2-3/8" or 2-3/4"	12-317	\$0.00

B250 SERIES

B500 SERIES

B600 SERIES

COMPLETE LOCKS STRIKES

Specify on order only if requesting an option other than the default.

STRIKES					
10-094	10-095	10-092	10-064	10-087	
Default	Description	Specify	Price adjustment		
▪	Square corner, no box, 1-1/8" x 2-3/4", standard	10-094	\$0.00		
	Square corner, 1-5/8" x 2-1/4", 1-1/8" full lip, no box	10-095	\$0.00		
	Round corner (1/4" radius), 1-5/8" x 2-1/4", 1-1/8" full lip, no box	10-092	\$0.00		
	Round corner (1/4" radius), 1-1/4" x 3-5/8", 4 hole, available in 605, 609, 620 and 630 finishes only	10-104	\$0.00		
	Round corner (1/4" radius), 1" x 2-1/4", available 605, 609 and 630 finishes only	10-103	\$0.00		
	Circular drive-in, thimble strike, 1-3/16" diameter, 626 finish only	10-064	\$0.00		
	ANSI, 1-1/4" x 4-7/8", 1-3/16" lip length, box	10-087	\$0.00		

COMPLETE LOCKS DOOR DIMENSIONS

OPTIONAL DOOR THICKNESS

All locks will be extended equally (EE)

NON-STANDARD DOOR THICKNESS AND EXTENDED OPTIONS			
Specify door thickness in to the nearest 1/8" increment.			
Door thickness	Restrictions	Specify	Price adjustment
1-3/8"	Not available on interchangeable core locks	DT1-3/8	\$14.70
Over 2"–2-1/2"	Not available with SFIC. See Special Parts for SFIC conversion kits.	DT[Door thickness]	\$0.00



COMPLETE LOCKS

OPTIONS

STRIKE REINFORCER		
Description	Specify	Price adjustment
Strike reinforcer, use with 10-094 or 10-108	37-016	\$0.00
STRIKE REINFORCEMENT SCREWS		
Description	Specify	Price adjustment
2" strike reinforcement screws. Specify finish.	J250-028	\$0.00
SCREW OPTIONS		
Description	Specify	Price adjustment
Standard screws	SCRSTD	\$0.00
Tamper resistant Torx® latch, strike, and mounting screws. Not available for SFIC locks.	TORX	\$32.00
BUY AMERICA ACT		
Description	Specify	Price adjustment
Buy America Act Compliant	BAA	\$12.00

⌘ Extended lead time

COMPLETE LOCKS

LESS COMPONENTS

Deductions are applied to complete lock prices. When requesting a product "Less (LLL)" any attribute, the entire detailed ACN must be provided.

LOCKS LESS COMPONENTS		
Description	Specify	Price adjustment
Less deadbolt	LLL	-\$27.60
Less strike	LLL	-\$9.70

B250 SERIES

B500 SERIES

B600 SERIES

COMPLETE LOCKS KEYING

Specify on order only if requesting an option other than the default. Control keys are not furnished with locks and must be purchased separately. See [Keys section](#) at the back of this book.

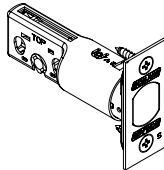
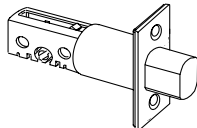
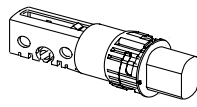
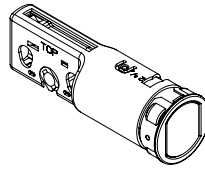
For complete details on cylinders, tailpieces, keying and keys, see the [Cylinders](#) and [Keys](#) sections at the back of this book.

KEYING		Default	Optional	Default	Optional	Default	Optional	Default	Optional	Default	Optional	Default	Optional
Specify	Description	P6	P	Z	R	T	M	G	H				
KD	Keyed different	▪	▪										
KA-OBIT	Keyed alike 0 bitted		▪	▪									
KA-1BIT	Keyed alike 1 bitted				▪								
KAGRP	Keyed alike by group	▪	▪			▪							
KAQTY	Keyed alike by qty	▪	▪										
KEYSPECIFIC	Keyed alike to specific combination (Keys must be ordered separately)	▪	▪			▪							
MK	Master keyed	▪	▪	▪		▪		▪		▪			
SPLIT	Split key construction keyed	▪											
RCK	Lost ball construction keyed			▪									
RMK	Residential master keyed			▪									
RCK/RMK	Lost ball construction keyed and res. master keyed			▪									
ICC	FSIC construction keyed, (default)						▪						
ICA	FSIC construction keyed, (if specified)							▪					
ICB	FSIC construction keyed, (if specified)								▪				
BRN	SFIC construction keyed, Brown (default)											▪	
GRN	SFIC construction keyed, Green (if specified)												▪

KEYWAY		Default keyway		P6	P	Z	R	T	M	G	H
Specify keyway	Keyway family	Non-masterkeyed	Masterkeyed								
[]	Everest 29 S (Open) Default if not specified	S123	S145	▪			▪				
[]	Obverse (Open)	C	E	▪	▪		▪	▪			
[]	Everest C (Open)	C123	C145	▪			▪				
[]	Everest D (Restricted)	D123	D145	▪			▪				
[]	Everest 29 T (Restricted)	T123	T145	▪			▪				
[]	Quad (Restricted)	Customer directed		▪			▪				
[]	Numbered (Restricted)	Customer directed		▪			▪				
[]	Reverse (Restricted)	Customer directed		▪			▪				
[]	Everest B (Restricted)	N/A	B125			▪			▪	▪	
[]	Everest 29 R (Restricted)	N/A	R125			▪			▪	▪	

For a complete list of keying related charges, see the [Cylinders](#) and [Keys](#) sections at the back of this book.
Keys must be ordered separately for all construction keyed options.

PARTS

DEADBOLTS																	
12-296	12-631	12-641	12-317														
																	
Available finishes				605	606	609	612	613	619	622	625	626	629	630	643e	626AM	630AM
				▪	▪	▪	▪	▪	▪	▪	▪	▪	N/A	N/A	▪	N/A	N/A
COMPLETE DEADBOLTS																	
Description	Specify		Price each														
	Part number	Finish															
Square corner, adjustable 2-3/8" or 2-3/4" backset, 1-1/8" x 2-1/4", 1" housing diameter	12-296	.[Finish]	\$88.10														
Circular, drive-in, adjustable 2-3/8" or 2-3/4" backset, 1" housing diameter, 626 only	12-317	.[Finish]	\$51.50														
Square corner, 2-3/8" backset, 1-1/8" x 2-1/4", 1" housing diameter	12-630	.[Finish]	\$78.20														
Circular, drive-in, 2-3/8" backset, 1-1/16" housing diameter, 626 finish only	12-640	-	\$78.20														
Square corner, 2-3/4" backset, 1-1/8" x 2-1/4", 1" housing diameter, standard deadbolt	12-631	.[Finish]	\$136.00														
Circular, drive-in, 2-3/4" backset, 1-1/16" housing diameter, 626 finish only	12-641	-	\$78.20														
Square corner, 3-3/4" backset, 1-1/8" x 2-1/4", 1" housing diameter	12-632	.[Finish]	\$136.00														
Circular, drive-in, 3-3/4" backset, 1-1/16" housing diameter, 626 finish only	12-642	-	\$136.00														
Square corner, 5" backset, 1-1/8" x 2-1/4", 1" housing diameter	12-633	.[Finish]	\$136.00														
Circular, drive-in, 5" backset, 1-1/16" housing diameter, 626 finish only	12-643	-	\$136.00														
Rabbeted deadbolt and strike kit (adapts square corner latches and 2-3/4" high square corner strikes to 1/2" rabbeted door and frame preparations). 605 and 626 finishes only.	39-030	.[Finish]	\$86.50														
DEADBOLTS LESS FACEPLATES																	
Description	Specify		Price each														
	Part number	Finish															
2-3/8" backset deadbolt unit less faceplate, 1" housing diameter	12-650	-	\$60.90														
2-3/4" backset deadbolt unit less faceplate, 1" housing diameter	12-651	-	\$60.90														
3-3/4" backset deadbolt unit less faceplate, 1" housing diameter	12-652	-	\$120.00														
5" backset deadbolt unit less faceplate, 1" housing diameter	12-653	-	\$120.00														
FACEPLATE KITS																	
Description	Specify		Price each														
	Part number	Finish															
Square corner faceplate, 1-1/8" x 2-1/4", includes backplate and screws	12-627	.[Finish]	\$15.50														
Circular drive-in faceplate and collar, 626 finish only	12-628	-	\$78.20														

B250 SERIES

B500 SERIES

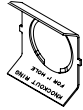
B600 SERIES

PARTS

STRIKES																	
10-094		10-095		10-092		10-064		10-087									
Available finishes				605	606	609	612	613	619	622	625	626	629	630	643e	626AM	630AM
				▪	▪	▪	▪	▪	▪	▪	▪	▪	N/A	N/A	▪	N/A	N/A
Description		Specify		Price each													
		Part number	Finish														
Circular drive-in, thimble strike, 1-3/16" diameter, 626 finish only		10-064	-	\$25.20													
ANSI, box, 1-1/4" x 4-7/8", 1-3/16" lip		10-087	.[Finish]	\$34.40													
Round corner (1/4" radius), 1-1/8" full lip, no box, 1-5/8" x 2-1/4"		10-092	.[Finish]	\$11.40													
Square corner, no box, 1-1/8" x 2-3/4", standard		10-094	.[Finish]	\$17.80													
Square corner, full 1-1/8" lip, no box, 1-5/8" x 2-1/4"		10-095	.[Finish]	\$11.40													
Round corner (1/4" radius), 1" x 2-1/4", no reinforcement strike provided, 605, 609 and 630 finishes only		10-103	.[Finish]	\$3.00													
Round corner (1/4" radius), 1-1/4" x 3-5/8", 4 hole, no reinforcement strike provided. 605, 609, 620 and 630 finishes only		10-104	.[Finish]	\$3.50													
Metal dust box and 3 screws, use with 10-094 and 10-108		10-112	-	\$17.70													
Strike reinforcer, use with 10-094 and 10-108		37-016	-	\$23.60													
Plastic dust box for ANSI strike		K510-066	-	\$10.20													

TRIM																	
12-617		B600-017															
Available finishes				605	606	609	612	613	619	622	625	626	629	630	643e	626AM	630AM
				▪	▪	▪	▪	▪	N/A	▪	▪	▪	▪	N/A	N/A	▪	N/A
Description		Specify		Price each													
		Part number	Finish														
Rose and turn		12-617	.[Finish]	\$70.00													
Rose and turn, classroom function		12-618	.[Finish]	\$78.00													
Classroom driver kit		12-625	-	\$15.40													
Blank inside rose, exposed screws, B661		12-626	.[Finish]	\$15.50													
Blank mounting plate kit for use on one side of B664 or B680		38-034	.[Finish]	\$146.00													
Security shield, 2-1/8" door preparation		B600-017	-	\$4.20													
Mounting plate, turn		B600-018	-	\$15.40													
Support (anchor) and mounting screws, B664		B610-035	-	\$40.40													

PARTS

DOOR REINFORCEMENTS			
A501-566 			
Description	Specify	Price each	
Reinforcer for 1-3/8" thick nonreinforced metal doors, fits both 7/8" and 1" diameter housings (2 required per lock)	A501-565	\$29.40	
Reinforcer for 1-3/4" thick nonreinforced metal doors, fits both 7/8" and 1" diameter housings (2 required per lock)	A501-566	\$29.40	
Door frame strike reinforcer	37-016	\$23.60	

INDIVIDUAL SCREWS PFH = Phillips flat head		Available finishes													
		605	606	609	612	613	619	622	625	626	629	630	643e	626AM	630AM
		▪	▪	▪	▪	▪	▪	▪	▪	▪	N/A	N/A	▪	▪	N/A
KEYLESS: B580				Specify		Price each									
Description		Application	Part number		Finish	Order in multiples of 100									
Size	Type														
12-24 x 1"	PFH combo	ANSI strike	C603-256		.[Finish]	\$1.50									
8 x 3/4"	PFH combo	Deadbolt and strike	C603-897		-	\$1.40									

SCREW PACKS		Available finishes													
		605	606	609	612	613	619	622	625	626	629	630	643e	626AM	630AM
		▪	▪	▪	▪	▪	▪	▪	▪	▪	N/A	N/A	▪	▪	N/A
KEYLESS							Specify		Price each						
Application/ door thickness	Functions	Contents		Part number		Finish									
Rose trim	B680	(2) Mounting screws		B610-066		.[Finish]	\$14.20								
KEYED, SINGLE CYLINDER							Specify		Price each						
Application/ door thickness	Functions	Contents		Part number		Finish									
1-3/8" – 2-1/2"	B664	(2) Mounting screws		B610-049		-	\$28.80								
1-3/8" – 2"	B660, B661, B663	(2) Mounting screws	(2) Ball bearings	B610-050		-	\$28.80								
Over 2" – 2-1/2"	B660, B661, B663	(2) Mounting screws	(2) Ball bearings	B610-051		-	\$28.80								
Rose trim	B660, B661, B663	(2) Mounting screws		B610-066		.[Finish]	\$14.20								
KEYED, DOUBLE CYLINDER (EXCEPT INTERCHANGEABLE CORE)							Specify		Price each						
Application/ door thickness	Functions	Contents		Part number		Finish									
1-3/8" – 2"	B662, B672, B682	(2) Mounting screws	(2) Ball bearings	B610-053		-	\$28.80								
Over 2" – 2-1/2"	B662, B672, B682	(2) Mounting screws	(2) Ball bearings	B610-055		-	\$30.80								
KEYED, DOUBLE CYLINDER, INTERCHANGEABLE CORE							Specify		Price each						
Application/ door thickness	Functions	Contents		Part number		Finish									
1-5/8" – 2"	B662, B672, B682	(2) Mounting screws	(2) Ball bearings	B610-054		-	\$28.80								
Over 2" – 2-1/2"	B662, B672, B682	(2) Mounting screws	(2) Ball bearings	B610-056		-	\$30.80								

B250 SERIES

B500 SERIES

B600 SERIES

PARTS

TORX® SCREW PACKS Torx® screw packs are furnished with the appropriate T-10, T-15, T-20 or T-30 installation tool(s)				Available finishes													
				605	606	609	612	613	619	622	625	626	629	630	643e	626AM	630AM
				▪	▪	▪	▪	▪	▪	▪	▪	▪	N/A	N/A	▪	▪	N/A
KEYLESS																	
Application/ door thickness	Functions	Contents	Specify		Price each												
			Part number	Finish													
Rose trim	B680	(2) Mounting screws (T-10)	B610-065	.[Finish]	\$14.20												
KEYED, SINGLE CYLINDER																	
Application/ door thickness	Functions	Contents	Specify		Price each												
			Part number	Finish													
1-3/8" – 2-1/2"	B664	(2) Mounting screws (T-30)	B610-059	-	\$30.80												
Rose trim	B660, B661, B663	(2) Mounting screws (T-10)	B610-065	.[Finish]	\$14.20												
KEYED, DOUBLE CYLINDER (EXCEPT INTERCHANGEABLE CORE)																	
Application/ door thickness	Functions	Contents	Specify		Price each												
			Part number	Finish													
1-3/8" – 2"	B662	(2) Mounting screws (T-30) (2) Ball bearings	B610-061	-	\$30.80												
Over 2" – 2-1/2"	B662	(2) Mounting screws (T-30) (2) Ball bearings	B610-063	-	\$30.80												
KEYED, DOUBLE CYLINDER, INTERCHANGEABLE CORE																	
Application/ door thickness	Functions	Contents	Specify		Price each												
			Part number	Finish													
1-5/8" – 2"	B662, B672, B682	(2) Mounting screws (T-30) (2) Ball bearings	B610-062	-	\$30.80												
Over 2" – 2-1/2"	B662, B672, B682	(2) Mounting screws (T-30) (2) Ball bearings	B610-064	-	\$30.80												
ALL FUNCTIONS																	
Application/ door thickness	Functions	Contents	Specify		Price each												
			Part number	Finish													
Deadbolt and strike	All functions	(4) C503-766 8-32 x 1/2" (1) T-15 size Torx Bit	C203-311	.[Finish]	\$32.00												
Deadbolt and ANSI strike	All functions	(2) C503-766 8-32 x 1/2" (1) T-15 size Torx Bit (2) L583-371 12-24 x 1/2" (1) T-20 size Torx Bit	C203-312	.[Finish]	\$32.00												

PARTS

SPECIAL PARTS

Screw and tailpiece conversion kit for B600 Series locks to fit doors Extended Equally (EE) over 2"–4" thick. For door thickness and locks not listed below, please use the Innovation Center (RFQ) request form.

Door range	Function	Cylinder types	Specify		Price each
			Part number	Door thickness	
Over 2" – 4"	B660, B663	P	XB11-916	.[Door thickness]	\$248.00
2" – 3"	B662	P	XB11-917	.[Door thickness]	\$154.00
2" – 4"	B660, B663	R	XB11-920	.[Door thickness]	\$154.00
2" – 4"	B660, B663	J, T	XB11-920	.[Door thickness]	\$154.00
2" – 4"	B662	R	XB11-921	.[Door thickness]	\$154.00
2" – 4"	B662	J, T	XB11-921	.[Door thickness]	\$154.00
2" – 4"	B660, B663	B, G, H	XB11-922	.[Door thickness]	\$154.00

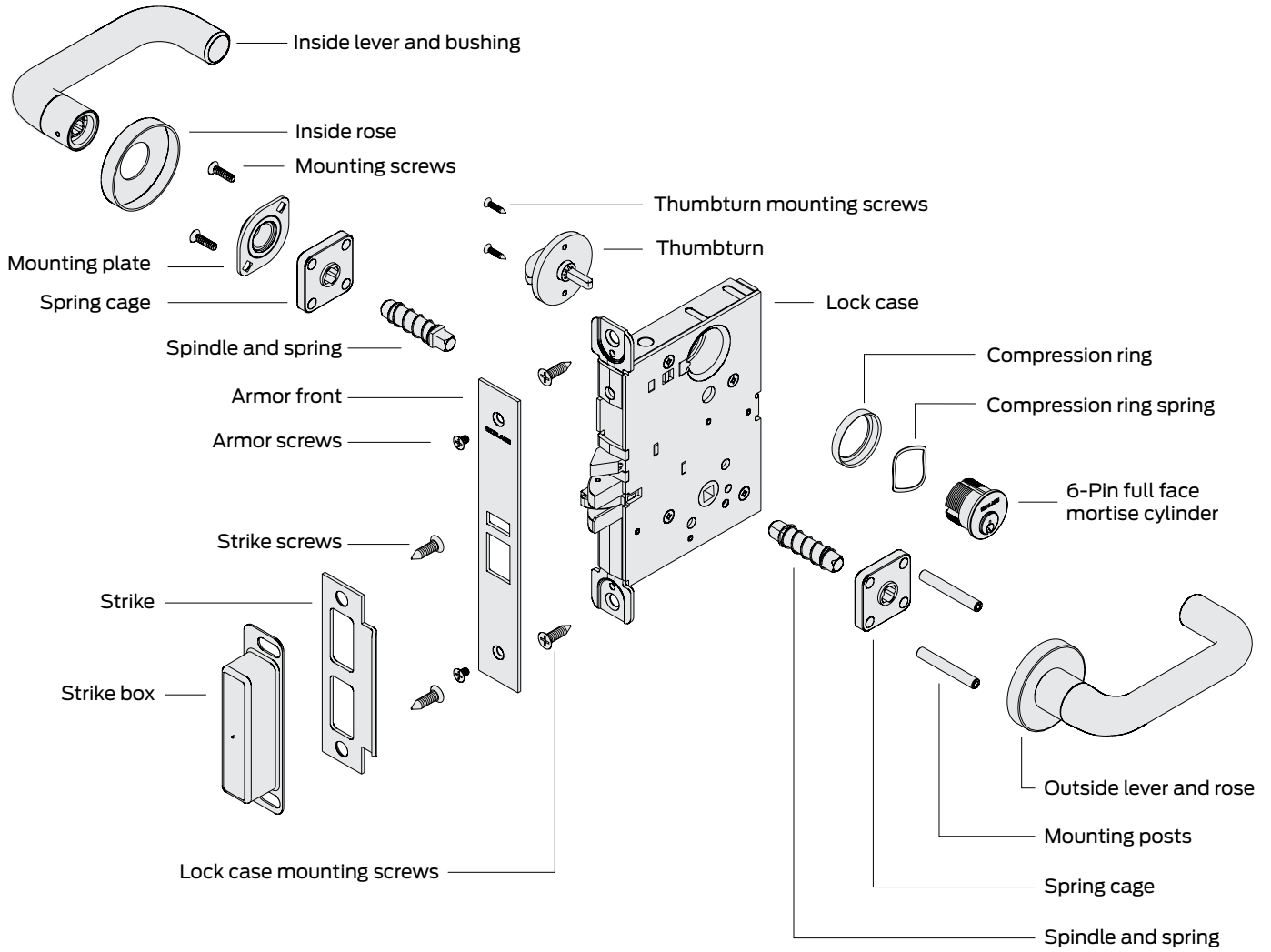
Extended lead time

CYLINDERS AND KEYS

Cylinders and keys sold separate can be found in the [Cylinders](#) and [Keys](#) sections at the back of this book.

L SERIES

Grade 1 mortise levered lock



How to order

To order products, attribute values should be provided in the sequence shown below. Each value should be separated by a period.

Line item	Quantity	Brand	Series + Function	Cylinder type (keyed functions only)	Required for all lock orders			Handing	Armor front	Strike	Strike	Door dimensions			Lock monitoring				Options					Keying			
					Outside style	Inside style	Outside style					Extended	Strike lip length	Request to Exit (RX)	Latchbolt monitor (LX)	Door position sensor (DPS)	Deadbolt monitor (DM)	Outside and/or Inside Indicator	Basic or large ADA thumbturn	Screw option	Lead lining	Special options (X numbers)	Buy American Act compliant	Keying code	Keyway	Pack keys independently	
1												9A	9B	9C	10A	10B	10C	10D	11A	11B	11C	11D	11E	11F	12A	12B	12C

Specifying dimensions:

Dimensions should be provided with the whole number followed by a dash and then the fraction of an inch. Example: 1-3/4.

Line item number

Quantity

- 1 Brand:** Required only when specifying a product Less (LLL) any attribute.
- 2 Series+Function:** Series combined with function.
- 3 Cylinder type:** Specify cylinder code for keyed functions.
- 4A Outside lever/knob design:** Required for all orders.
- 4B Outside rose/escutcheon:** Required for all orders.
- 4C Outside finish:** Required for all orders.
- 5A Inside lever/knob design:** Required only if different from the outside lever design or if specifying a product Less (LLL) any attribute.
- 5B Inside rose/escutcheon:** Required only when specifying a product Less (LLL) any attribute.
- 5C Inside finish:** Specify only if different from the outside finish or if specifying a product Less (LLL) any attribute.
- 6 Handing:** Required for select lever designs. If not specified the order will be shipped right handed (RH).
- 7 Armor front:** Leave blank to received default armor front. Specify part number if non-default armor front is required or if specifying a product Less (LLL) any attribute.
- 8A Strike:** Leave blank to received default strike. Specify part number if non-default strike is required or if specifying a product Less (LLL) any attribute.
- 8B Strike:** HSLR/SL1/SK1 trim used in conjunction with a DPS use the 10-072 strike.
- 9A Door thickness:** Leave blank for default 1-3/4" thick doors. Specify if other than 1-3/4" or if specifying a product Less (LLL) any attribute. Specify with a DT prefix followed by the door thickness dimension. Example: DT1-3/8, DT2-1/4.
- 9B Extended:** Specify for doors greater than 1-3/4". EE = Extended equally, EI = Extended inside, EO = Extended outside, ED = Extended differently (Extended different (ED)).
- 9C Strike lip length:** Leave blank for default strike lip length. Specify for non-default strike lip length or if specifying a product Less (LLL) any attribute. Specify with a LIP prefix followed by the lip length dimension. Example: LIP1-3/8.
- 10A - 10D Lock monitoring:** Specify any desired electronic lock options.
- 11A - 11F Options:** Specify any desired options.
- 12A Keying code:** Default keying code is dictated by the selected cylinder type. Leave blank for to receive the default keying code or specify for any other keying code. If ordering a product less any lock attribute, keying code must be specified.
- 12B Keyway:** Default way is dictated by the selected cylinder type. Leave blank for to receive the default keyway or specify to order any other keyway. If ordering a product less any lock attribute, keying code must be specified.
- 12C Pack keys independently:** Specify only when requesting that keys be packed independently.

Contents

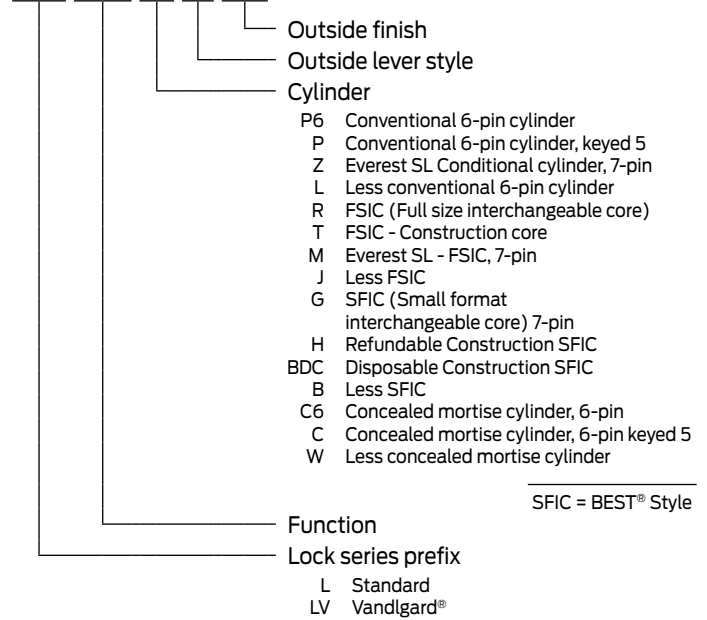
- L Series | Overview 117**
- L Series | Functions 120**
- L Series | Styles 130**
- L Series | Configure a product 138**
 - Rose trim 139
 - Escutcheon trim 145
 - Deadbolts 150
 - Ligature resistant 153
 - Cylinder adjustments 157
 - Style options 158
 - Armor front 159
 - Strike 161
 - Door dimensions 165
 - Lock monitoring 173
 - Indicators 175
 - Thumbturn 178
 - Screw options 178
 - Lead lining 178
 - Options 178
 - Locks less components 179
 - Keying 181
- L Series | Distributor Pack program 182**
- L Series | Parts 187**
 - Levers and knobs 187
 - Roses 187
 - Escutcheons 187
 - Outside lever/knob and rose/escutcheon assemblies 188
 - Armor fronts, L9000 and L400-Series 189
 - Strikes, L9000 and L400-Series 190
 - Emergency button, thumbturns, coin turns and cylinder turns 191
 - Occupancy indicators 193
 - Escutcheon thru-bolts 197
 - Mounting posts (ferrules) 197
 - Spindles and springs 197
 - LM9300 Lock cases 201
 - Miscellaneous parts 201
 - Ligature resistant conversion kits 203
 - Classroom security function conversion kits 203
 - Special parts 205
 - Allegion Connect harnesses 206

BAA/ARRA

Contact your local RSO or Sales Rep. for ordering details

Product identification

L/LV 9453.P6.06.626



Finish codes and descriptions

BHMA code	Description
605 (US 3)	Bright Brass
606 (US 4)	Satin Brass
609 (US 5)	Antique Brass
612 (US 10)	Satin Bronze
613 (US 10B)	Oil Rubbed Bronze
619 (US 15)	Satin Nickel
622 (US 19)	Matte Black
625 (US 26)	Bright Chrome
626 (US 26D)	Satin Chrome
626AM	Satin Chrome, Antimicrobial (A)
629 (US32)	Bright Stainless Steel
630 (US32D)	Satin Stainless Steel
630AM	Satin Stainless Steel, Antimicrobial (A)
643e (US 11)	Aged Bronze

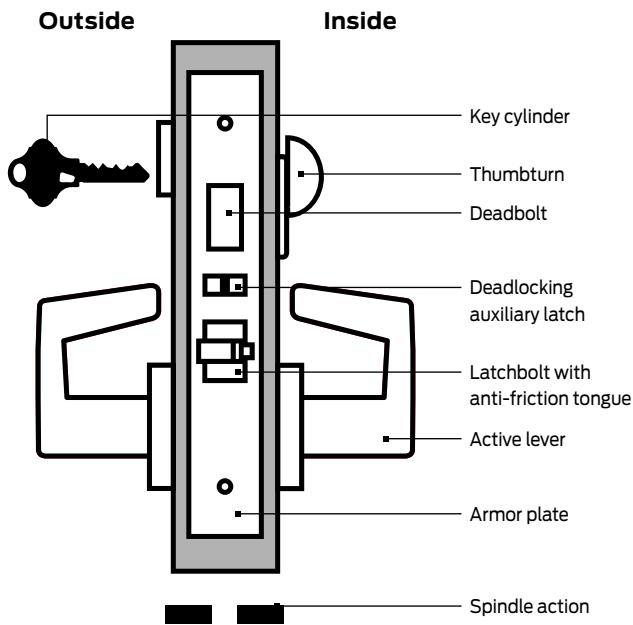
Standard Features

Certification	L/LV9000: ANSI/BHMA Certified A156.13-2017, Series 1000, Grade 1 Operational, Grade 1 Security, UL Listed for 3-hour fire door (except L9076 and L9077). With FSIC Interchangeable Core Cylinders: Grade 1 Operational, Grade 2 Security. With SFIC Interchangeable Core Cylinders: Grade 1 Operational, Grade 3 Security. L400: ANSI/BHMA Certified A156.36-2010, Grade 1, UL Listed for 3-hour fire door. L909X/L949X: UL 294 Access Control Performance Levels: Destructive Attack, Level 1; Line Security, Level 1; Standby Power, Level 1; Endurance, Level IV (with DM, or LX, Endurance, Level I).
Case Size	L/LV9000: 4-7/16" x 6-1/16" x 1"; L400: 4-7/16" x 3-5/8" x 1"
Armor Front	L/LV9000: 1-1/4" x 8"; L400: 1-1/4" x 5-9/16"
Deadbolt	1" Throw stainless steel
Latchbolt	3/4" Throw stainless steel with anti-friction tongue
Strike	L/LV9000: 1-1/4" x 4-7/8" Square corner, 1-3/16" lip, box; L400: 1-1/8" x 3-1/2" square corner, box
Backset	2-3/4"
Cylinder	6-pin solid brass, keyed 6-pin, S123 keyway, keyed different (KD)
Door range	1-3/4"
Keys	Two nickel silver cut keys per lock, 6-pin, S123 section
















Mechanical lock functions

Legend

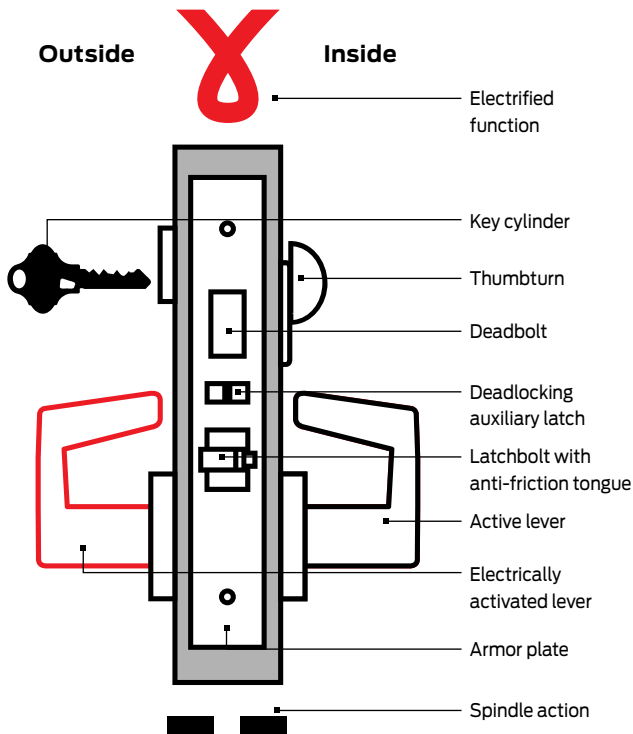


Key








-  Emergency thumbturn
-  Coin turn
-  Cylinder thumbturn
-  Fixed lever
-  Knob (when lever option is not available)
-  Solid spindle – connected lever movement
-  Two-piece spindle – independent lever movement
-  Chevron style lock status indicator
-  180° lock status indicator option available
-  Hospital latch trim available
-  High-security ligature resistant trim available
-  Ligature-resistant lever trim available
-  Ligature-resistant knob trim available


Wired electrified lock functions

Legend



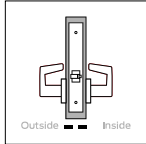
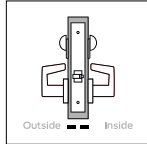
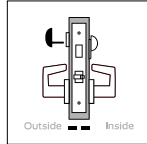
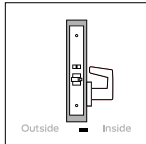
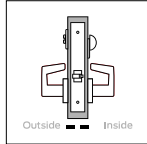
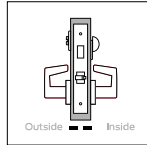
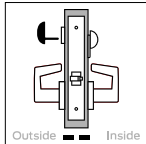
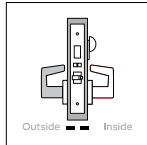
Key

-  Fixed lever
-  Solid spindle – connected lever movement
-  Two-piece spindle – independent lever movement
-  Hospital latch trim available
-  High-security ligature resistant trim available
-  Ligature-resistant lever trim available
-  Ligature-resistant knob trim available



LV (Vandgard® function) allows exterior lever to rotate freely down, while remaining securely locked.

ANSI/BHMA Certified A156.13-2017, Series 1000, Grade 1 Operational, Grade 1 Security, UL Listed for 3-hour fire door (except L9076 and L9077).

NON-KEYED		NON-KEYED		NON-KEYED	
SCHLAGE	ANSI	SCHLAGE	ANSI	SCHLAGE	ANSI
L9010  Passage latch	F01	L/LV9040 with XL11-446  Privacy with thumbturn both sides	-	L/LV9440  Privacy with deadbolt	F19
<ul style="list-style-type: none"> Levers (or knobs) only-both sides; latchbolt only Latchbolt retracted by lever (or knob) from either side at all times Inside lever always free for immediate egress 		<ul style="list-style-type: none"> Thumbturn both sides; latchbolt only Latchbolt retracted by lever (or knob) from either side Outside lever is made inoperative by rotating either thumbturn; Vandlgard® option allows outside lever to rotate freely down while locked Rotating either thumbturn unlocks outside lever Rotating inside lever retracts latchbolt and unlocks outside lever; closing door also unlocks Inside lever always free for immediate egress 		<ul style="list-style-type: none"> Emergency thumbturn access outside; thumbturn inside; deadbolt and latchbolt Latchbolt retracted by lever (or knob) from either side Outside lever is made inoperative when deadbolt is thrown by rotating inside thumbturn; Vandlgard® option allows outside lever to rotate freely down while locked To unlock from outside, remove access hole cover, insert emergency thumbturn (furnished) and rotate Rotating inside thumbturn unlocks outside lever; turning inside lever retracts both deadbolt and latchbolt and unlocks outside lever Inside lever always free for immediate egress 	
L9025  Exit or communicating lock	F31	L/LV9044  Privacy with coin turn outside	-	L/LV9444  Privacy with deadbolt and coin turn outside	-
<ul style="list-style-type: none"> No outside trim; lever (or knob) only-inside; latchbolt and deadlocking auxiliary latch Latchbolt retracted by lever (or knob) from inside only Inside lever always free for immediate egress <p>When ordering, specify door handing.</p>		<ul style="list-style-type: none"> Coin turn outside; thumbturn inside; latchbolt only Latchbolt retracted by lever (or knob) from either side Outside lever is made inoperative by rotating outside coin turn or inside thumbturn; Vandlgard® option allows outside lever to rotate freely down while locked Rotating outside coin turn unlocks outside lever Rotating inside thumbturn unlocks outside lever; turning inside lever retracts latchbolt and unlocks outside lever; closing door also unlocks preventing lock-out Inside lever always free for immediate egress 		<ul style="list-style-type: none"> Coin turn outside; thumbturn inside; deadbolt and latchbolt Latchbolt retracted by lever (or knob) from either side Outside lever is made inoperative when deadbolt is thrown by rotating inside thumbturn or outside coin turn; Vandlgard® option allows outside lever to rotate freely down while locked Rotating outside coin turn retracts deadbolt and unlocks outside lever Rotating inside thumbturn unlocks outside lever; turning inside lever retracts both deadbolt and latchbolt and unlocks outside lever Inside lever always free for immediate egress 	
L/LV9040  Bath/bedroom privacy lock	F22	L9412  Exit lock with deadbolt	-		
<ul style="list-style-type: none"> Emergency thumbturn access outside; thumbturn inside; latchbolt only Latchbolt retracted by lever (or knob) from either side Outside lever is made inoperative by rotating inside thumbturn; Vandlgard® option allows outside lever to rotate freely down while locked To unlock from outside, remove access hole cover, insert emergency thumbturn (furnished) and rotate Rotating inside thumbturn unlocks outside lever; turning inside lever retracts latchbolt and unlocks outside lever; closing door also unlocks preventing lock-out Inside lever is always free for immediate egress <p>Note: Hospital latch trim not available with Vandlgard option.</p>		<ul style="list-style-type: none"> Lever (or knob) only-outside; thumbturn inside with lever; deadbolt, latchbolt and deadlocking auxiliary latch Outside lever (or knob) always fixed; latchbolt retracted by inside lever Deadbolt thrown or retracted by rotating inside thumbturn Rotating inside lever retracts both deadbolt and latchbolt Inside lever always free for immediate egress To order, specify function and note XL11-907 as a special option 			

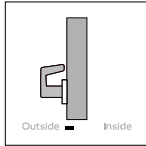
See page 120 for more information on trim and Vandlgard® options.

NON-KEYED DUMMY

SCHLAGE ANSI

L0170

Half dummy trim



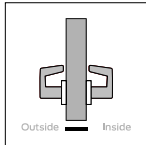
- Lever (or knob) only-one side; no armor front or mortise case
- Lever always fixed

Note: Available in rose, L or N escutcheon trim. Do not use on hollow core wood doors. All metal door applications require reinforcement.

Ordering: Door handing required on handed levers only. Additionally, when ordering with escutcheon trim, an inside escutcheon with through bolts will be provided.

L0172

Full dummy trim

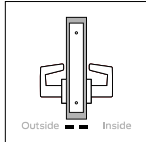


- Levers (or knobs) only-both sides; no armor front or mortise case
- Both levers always fixed

Note: Available in rose, L or N escutcheon trim. Do not use on hollow core wood doors. All metal door applications require reinforcement.

L9110

Full dummy trim with active levers



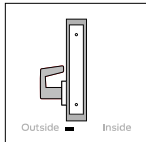
- Levers (or knobs) only-both sides; blank armor front without latchbolt
- Both levers always active
- To order, specify function and note XL11-741 as a special option

Note: Includes blank armor front and lock case.

May be ordered with optional XL11-743 armor front with cutout to receive deadbolt.

L9175

Half dummy trim with lock case



- Lever (or knob) only-one side; blank armor front without latchbolt
- Lever always fixed

Note: Includes blank armor front and lock case.

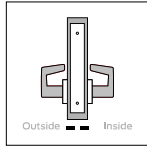
Door handing must be specified. May be ordered with optional XL11-743 armor front with cutout to receive deadbolt.

NON-KEYED DUMMY

SCHLAGE ANSI

L9176

Full dummy trim with lock case



- Levers (or knobs) only-both sides; blank armor front without latchbolt
- Both levers always fixed

Note: Includes blank armor front and lock case.

May be ordered with optional XL11-743 armor front with cutout to receive deadbolt.

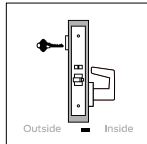
Ordering: In a double-door application where dummy is used as the strike, order 10-091 armored front strike separately.

SINGLE CYLINDER NON-DEADBOLT

SCHLAGE ANSI

L9026

Exit lock with cylinder



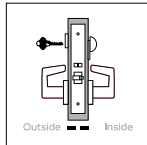
- Key cylinder only, no lever (or knob) outside; lever only-inside; latchbolt and deadlocking auxiliary latch
- Latchbolt retracted by lever (or knob) from inside at all times
- Key outside retracts latchbolt. Inside lever always free for immediate egress

Note: Available in rose or L escutcheon trim only.

When ordering, specify door handing.

L/LV9050

Entrance/office lock



- Key cylinder outside; thumbturn inside; latchbolt and deadlocking auxiliary latch
- Latchbolt retracted by lever (or knob) from either side
- Outside lever is made inoperative by key outside or by turning inside thumbturn; Vandlgard® option allows both levers to rotate freely down while locked
- Key outside unlocks outside lever and retracts latchbolt
- Rotating inside thumbturn unlocks outside lever; turning inside lever retracts latchbolt but does not unlock
- Inside lever always free for immediate egress

Caution: Egress without fully rotating the thumbturn to vertical position can result in lock-out situations.

Note: Hospital latch and ligature-resistant trims not available with Vandlgard option.

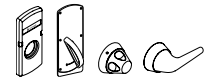
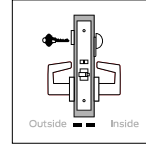
SINGLE CYLINDER NON-DEADBOLT

SCHLAGE ANSI

L/LV9056

L/LV9056 with XL13-439 (Key override feature)

Entrance/office lock with automatic unlocking



- Key cylinder outside; thumbturn inside; latchbolt and deadlocking auxiliary latch
- Latchbolt retracted by lever (or knob) from either side
- Outside lever is made inoperative by key outside or by turning inside thumbturn; Vandlgard® option allows outside lever to rotate freely down while locked
- Key outside unlocks outside lever and retracts latchbolt
- XL13-439 option allows key to retract latchbolt overriding thumbturn if being held in locked position
- Rotating inside thumbturn unlocks outside lever; turning inside lever retracts latchbolt and unlocks outside lever; closing door also unlocks preventing lock-out
- Inside lever always free for immediate egress

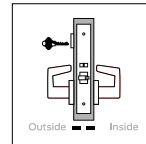
Note: Ligature-resistant trims not available with Vandlgard option.

To order with key override, specify function and note XL13-439 as a special option.

L/LV9070

F05

Classroom lock, exterior lockdown only



- Key cylinder outside with lever (or knob); lever only-inside; latchbolt and deadlocking auxiliary latch
- Latchbolt retracted by lever (or knob) from either side
- Outside lever is made inoperative by key outside; Vandlgard® option allows outside lever to rotate freely down while locked
- Key outside unlocks outside lever and retracts latchbolt
- Inside lever always free for immediate egress

Note: Outside lever remains inoperative until unlocked by key.

Note: Hospital latch and ligature-resistant trims not available with Vandlgard option.

See page 120 for more information on trim and Vandlgard® options.

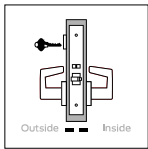
SINGLE CYLINDER NON-DEADBOLT

SCHLAGE

ANSI

L/LV9076

F06



Classroom holdback lock, exterior lockdown only



- Key cylinder outside with lever (or knob); lever only-inside; latchbolt and deadlocking auxiliary latch
- Latchbolt retracted by lever (or knob) from either side
- Outside lever is made inoperative by key outside; Vandlgard® option allows outside lever to rotate freely down while locked
- Key outside unlocks outside lever and retracts latchbolt
- Rotate inside lever while turning key 360° to activate retracted latch holdback feature; to deactivate, reverse key rotation 360°
- Inside lever always free for immediate egress

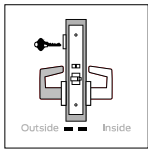
Note: Outside lever remains inoperative until unlocked by key.

Note: Locks with holdback feature are not UL listed. Installation should be in accordance with existing codes only.

Note: Ligature-resistant trims not available with Vandlgard option.

L/LV9080

F07



Storeroom lock

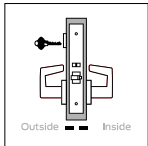


- Key cylinder outside with lever (or knob); lever only-inside; latchbolt and deadlocking auxiliary latch
- Outside lever (or knob) always fixed; latchbolt retracted by inside lever; Vandlgard® option allows outside lever to rotate freely down while locked
- Key outside retracts latchbolt. Inside lever always free for immediate egress

Note: Hospital latch and ligature-resistant trims not available with Vandlgard option.

L/LV9081

Accessible storeroom lock



- Key cylinder outside with lever (or knob); lever only-inside; latchbolt and deadlocking auxiliary latch
- Latchbolt retracted by lever (or knob) from either side
- Outside lever is made inoperative by key outside; Vandlgard® option allows outside lever to rotate freely down while locked
- Key outside inserted and turned 280° unlocks allowing outside lever to retract latchbolt
- Inside lever always free for immediate egress

When ordering, specify door handing.

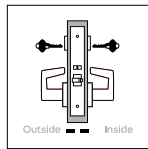
DOUBLE CYLINDER NON-DEADBOLT

SCHLAGE

ANSI

L/LV9060

F09



Apartment entrance lock



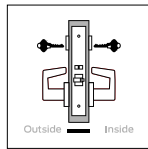
- Key cylinder both sides; latchbolt and deadlocking auxiliary latch
- Latchbolt retracted by lever (or knob) from either side
- Outside lever is made inoperative by key inside; Vandlgard® option allows outside lever to rotate freely down while locked
- Key outside retracts latchbolt but cannot lock or unlock outside lever
- Rotating inside lever retracts latchbolt; key inside retracts latchbolt and unlocks outside lever
- Inside lever always free for immediate egress

Note: Outside lever remains inoperative until unlocked by key inside.

Note: Hospital latch and ligature-resistant trims not available with Vandlgard option.

L9066

Store lock



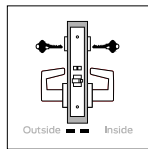
- Key cylinder both sides; latchbolt and deadlocking auxiliary latch
- Latchbolt retracted by lever (or knob) from either side
- Both levers are made inoperative by key from either side
- Key use on either side unlocks both levers and retracts latchbolt
- To order, specify function and note XL11-897 as a special option

Caution: Double cylinder locks on any door, in any structure which is used for egress are a life safety hazard in times of emergency and their use is not recommended. Installation should be in accordance with existing codes only.

Note: Ligature-resistant trims not available with Vandlgard option.

L/LV9071

F32



Classroom security lock, interior/exterior lockdown



- Key cylinder both sides; latchbolt and deadlocking auxiliary latch
- Latchbolt retracted by lever (or knob) from either side
- Outside lever is made inoperative by key from either side; Vandlgard® option allows outside lever to rotate freely down while locked
- Rotating inside lever retracts latchbolt; key on either side unlocks outside lever and retracts latchbolt
- Inside lever always free for immediate egress

Note: Outside lever remains inoperative until unlocked by key.

Note: Ligature-resistant trims not available with Vandlgard option.

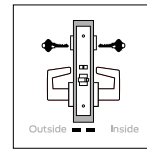
DOUBLE CYLINDER NON-DEADBOLT

SCHLAGE

ANSI

L/LV9077

-



Classroom security holdback lock, interior/exterior lockdown



- Key cylinder both sides; latchbolt and deadlocking auxiliary latch
- Latchbolt retracted by lever (or knob) from either side
- Outside lever is made inoperative by key from either side; Vandlgard® option allows outside lever to rotate freely down while locked
- Key outside retracts latchbolt but cannot unlock outside lever
- Rotating inside lever retracts latchbolt; key inside retracts latchbolt and unlocks outside lever
- Rotate inside lever while turning key 360° to activate retracted latch holdback feature; to deactivate, reverse key rotation 360°
- Inside lever always free for immediate egress

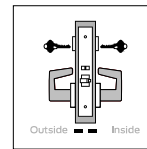
Note: Outside lever remains inoperative until unlocked by key inside.

Note: Locks with holdback feature are not UL listed. Installation should be in accordance with existing codes only.

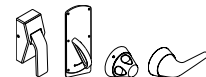
Note: Ligature-resistant trims not available with Vandlgard option.

L/LV9082

F30



Institution lock



- Key cylinder both sides; latchbolt and deadlocking auxiliary latch
- Both levers (or knobs) always fixed; Vandlgard® option allows both levers to rotate freely down while locked
- Key on either side retracts latchbolt

Caution: Double cylinder locks on any door, in any structure which is used for egress are a life safety hazard in times of emergency and their use is not recommended. Installation should be in accordance with existing codes only.

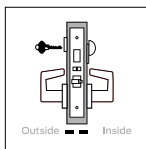
Note: Hospital latch and ligature-resistant trims not available with Vandlgard option.

SINGLE CYLINDER DEADBOLT

SCHLAGE ANSI

L/LV9453

F20



Entrance/office lock with deadbolt



- Key cylinder outside; thumbturn inside; deadbolt, latchbolt and deadlocking auxiliary latch
- Latchbolt retracted by lever (or knob) from either side
- Outside lever is made inoperative when deadbolt is thrown by key outside; rotating thumbturn 20° locks outside lever only; rotating thumbturn 90° also throws deadbolt; Vandlgard® option allows outside lever to rotate freely down while locked
- Key outside retracts deadbolt and latchbolt, however, outside lever remains locked
- Rotating inside lever retracts deadbolt and latchbolt; outside lever unlocked when thumbturn is returned to vertical position
- Inside lever always free for immediate egress

Caution: Egress without fully rotating the thumbturn to vertical position can result in lock-out situations.

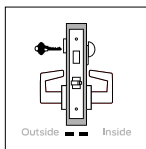
Note: Hospital latch and ligature-resistant trims not available with Vandlgard option.

L/LV9456

F13

L/LV9456 with XL13-439 (Key override feature)

Corridor lock with deadbolt



- Key cylinder outside; thumbturn inside; deadbolt and latchbolt
- Latchbolt retracted by lever (or knob) from either side
- Outside lever is made inoperative when deadbolt is thrown by key outside or by inside thumbturn; Vandlgard® option allows outside lever to rotate freely down while locked
- Key outside retracts deadbolt and unlocks outside lever
- XL13-439 option allows key to retract latchbolt overriding thumbturn if being held in locked position
- Rotating inside lever retracts both deadbolt and latchbolt and unlocks outside lever
- Inside lever always free for immediate egress

Note: Hospital latch and ligature-resistant trims not available with Vandlgard option.

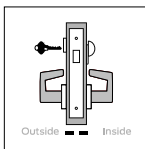
To order with key override, specify function and note XL13-439 as a special option.

SINGLE CYLINDER DEADBOLT

SCHLAGE ANSI

L9460 with XL11-635

Cylinder x thumbturn deadbolt with fixed levers

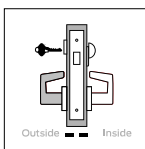


- Key cylinder outside; thumbturn inside; deadbolt only. Both levers (or knobs) always fixed
- Deadbolt thrown or retracted by key outside or by inside thumbturn

To order, specify function and note XL11-635 as a special option.

L9460 with XL11-886

Cylinder x thumbturn deadbolt with inside active lever

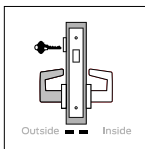


- Key cylinder outside; thumbturn inside; deadbolt only
- Outside lever (or knob) always fixed; inside lever always active
- Deadbolt thrown or retracted by key outside or by inside thumbturn
- Rotating inside lever retracts deadbolt. Inside lever always free for immediate egress

To order, specify function and note XL11-886 as a special option.

L9464 with XL11-886

Single cylinder deadbolt with inside active lever



- Key cylinder outside with lever (or knob); lever only-inside; deadbolt only
- Outside lever (or knob) always fixed; inside lever always active
- Deadbolt thrown or retracted by key outside
- Rotating inside lever retracts deadbolt
- Inside lever always free for immediate egress

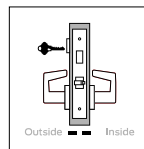
To order, specify function and note XL11-886 as a special option.

SINGLE CYLINDER DEADBOLT

SCHLAGE ANSI

L9465

Closet/storeroom lock



- Key cylinder outside with lever (or knob); lever only-inside; deadbolt and latchbolt
- Latchbolt retracted by lever (or knob) from either side at all times
- Deadbolt thrown or retracted by key outside

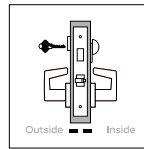
Caution: Deadbolt locks with outside key retraction only can result in situations where occupants can be locked in.

Note: Hospital latch and ligature-resistant trims not available with Vandlgard option.

L9473

F21

Dormitory/bedroom lock



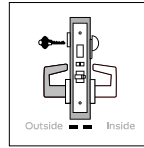
- Key cylinder outside; thumbturn inside; deadbolt and latchbolt
- Latchbolt retracted by lever (or knob) from either side at all times
- Deadbolt thrown or retracted by key outside or by inside thumbturn

Note: Hospital latch and ligature-resistant trims not available with Vandlgard option.

L/LV9480

L/LV9480 with XL13-439 (Key override feature)

Storeroom lock with deadbolt



- Key cylinder outside; thumbturn inside; deadbolt, latchbolt and deadlocking auxiliary latch
- Outside lever (or knob) always fixed; latchbolt retracted by inside lever; Vandlgard® option allows outside lever to rotate freely down while locked
- Deadbolt thrown or retracted by key outside or by inside thumbturn
- Key outside retracts deadbolt and latchbolt, however, outside lever remains locked
- XL13-439 option allows key to retract latchbolt overriding thumbturn if being held in locked position
- Rotating inside lever retracts both deadbolt and latchbolt
- Inside lever always free for immediate egress

Note: Ligature-resistant trims not available with Vandlgard option.

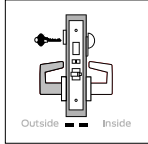
To order with key override, specify function and note XL13-439 as a special option.

See page 120 for more information on trim and Vandlgard® options.

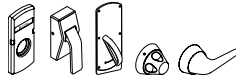
SINGLE CYLINDER DEADBOLT

SCHLAGE ANSI

L/LV9485
L/LV9485 with XL13-439 (Key override feature)



Faculty restroom/hotel lock with deadbolt



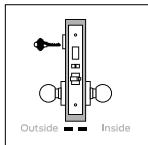
- Key cylinder outside; thumbturn inside; deadbolt, latchbolt and deadlocking auxiliary latch
- Outside lever (or knob) always fixed; latchbolt retracted by inside lever; Vandlgard® option allows outside lever to rotate freely down while locked
- Deadbolt thrown or retracted by rotating inside thumbturn
- Key outside retracts latchbolt but does not retract deadbolt unless using an emergency key (sold separately)
- In addition to the key operation above, the optional XL13-439 key override feature allows the emergency key to retract deadbolt and latchbolt overriding thumbturn if being held in locked position
- Rotating inside lever retracts both deadbolt and latchbolt
- Inside lever always free for immediate egress

Note: Cannot be used with competitor cylinder or SFIC. Must use a Schlage conventional or FSIC cylinder listed in the Cylinders Section for Faculty Restroom/Hotel function.

Note: Hospital latch and ligature-resistant trims not available with Vandlgard option.

To order with key override, specify function and note XL13-439 as a special option.

L9485 with XL11-557



Prison function lock

- Key cylinder outside with knob; knob only-inside; deadbolt, latchbolt and deadlocking auxiliary latch
- Outside knob always free spinning; latchbolt retracted by inside knob
- Inside knob is made inoperative (fixed) when deadbolt is thrown by guard key outside
- Guard key outside retracts deadbolt and unlocks inside knob; in unlocked state use of prisoner's key outside retracts latchbolt only

Note: Cannot be used with competitor cylinder or SFIC. Must use a Schlage conventional or FSIC cylinder listed in the Cylinders Section for Faculty Restroom/Hotel function.

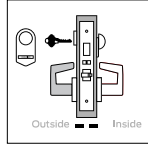
Note: Available with knobs in rose or L escutcheon trim only. Tamper-resistant Torx® screws standard.

To order, specify function and note XL11-557 as a special option.

SINGLE CYLINDER DEADBOLT

SCHLAGE ANSI

L/LV9486
L/LV9486 with XL13-439 (Key override feature)



Faculty restroom/hotel lock with chevron indicator



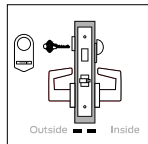
- Key cylinder outside; thumbturn inside; deadbolt, latchbolt and deadlocking auxiliary latch
- Outside lever (or knob) always fixed; latchbolt retracted by inside lever; Vandlgard® option allows outside lever to rotate freely down while locked
- Deadbolt thrown or retracted by rotating inside thumbturn, when thrown-indicator message changes from blank to "DO NOT DISTURB"
- Key outside retracts latchbolt but does not retract deadbolt unless using an emergency key (sold separately)
- In addition to the key operation above, the optional XL13-439 key override feature allows the emergency key to retract deadbolt and latchbolt overriding thumbturn if being held in locked position
- Rotating inside lever retracts both deadbolt and latchbolt
- Inside lever always free for immediate egress

Note: Cannot be used with competitor cylinder or SFIC. Must use a Schlage conventional or FSIC cylinder listed in the Cylinders Section for Faculty Restroom/Hotel Function. Hospital latch trim not available with Vandlgard option.

To order with key override, specify function and note XL13-439 as a special option.

Available with A, B, or C roses only; to order chevron indicator with "OCCUPIED" message, specify L583-375.

L/LV9496
L/LV9496 with XL13-439 (Key override feature)



Corridor lock with chevron indicator

- Key cylinder outside; thumbturn inside; deadbolt and latchbolt
- Latchbolt retracted by lever (or knob) from either side
- Outside lever is made inoperative when deadbolt is thrown by key outside or by inside thumbturn, when thrown-indicator message changes from blank to "OCCUPIED"; Vandlgard® option allows outside lever to rotate freely down while locked
- Key outside retracts deadbolt and unlocks outside lever
- XL13-439 option allows key to retract deadbolt overriding thumbturn if being held in locked position
- Rotating inside lever retracts both deadbolt and latchbolt and unlocks outside lever
- Inside lever always free for immediate egress

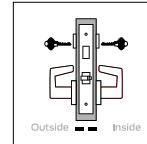
Note: Available in rose trim only.

To order with key override, specify function and note XL13-439 as a special option.

DOUBLE CYLINDER DEADBOLT

SCHLAGE ANSI

L/LV9457 **F33**



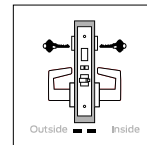
Classroom security lock with deadbolt



- Key cylinder both sides; deadbolt and latchbolt
- Latchbolt retracted by lever (or knob) from either side
- Outside lever is made inoperative when deadbolt is thrown by key from either side; Vandlgard® option allows outside lever to rotate freely down while locked
- Key either side retracts both latchbolt and deadbolt and unlocks outside lever
- Rotating inside lever retracts both deadbolt and latchbolt and unlocks outside lever
- Inside lever always free for immediate egress

Note: Ligature-resistant trims not available with Vandlgard option.

L/LV9458 **F34**



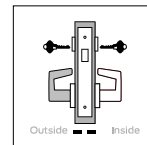
Classroom security lock with deadbolt and auxiliary latch



- Key cylinder both sides; deadbolt, latchbolt and deadlocking auxiliary latch
- Latchbolt retracted by lever (or knob) from either side
- Outside lever is made inoperative when deadbolt is thrown by key from either side; Vandlgard® option allows outside lever to rotate freely down while locked
- Key either side retracts both latchbolt and deadbolt and unlocks outside lever
- Rotating inside lever retracts both deadbolt and latchbolt and unlocks outside lever
- Inside lever always free for immediate egress

Note: Ligature-resistant trims not available with Vandlgard option.

L9462 with XL11-886



Double cylinder lock with active inside lever



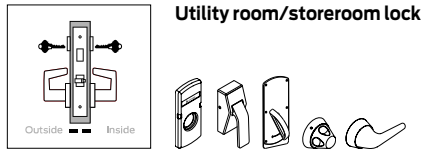
- Key cylinder both sides; deadbolt only
- Outside lever (or knob) always fixed; inside lever always active
- Deadbolt thrown or retracted by key from either side
- Rotating inside lever retracts deadbolt
- Inside lever always free for immediate egress.

To order, specify function and note XL11-886 as a special option.

DOUBLE CYLINDER DEADBOLT

SCHLAGE ANSI

L9466 F14

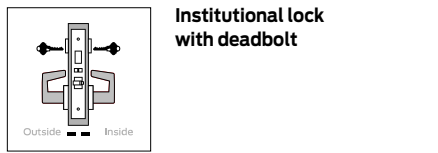


- Key cylinder both sides; deadbolt and latchbolt
- Latchbolt retracted by lever (or knob) from either side
- Deadbolt thrown or retracted by key from either side

Caution: Double cylinder locks on any door, in any structure which is used for egress are a life safety hazard in times of emergency and their use is not recommended. Installation should be in accordance with existing codes only.

Note: Hospital latch and ligature-resistant trims not available with Vandlgard option.

L/LV9482



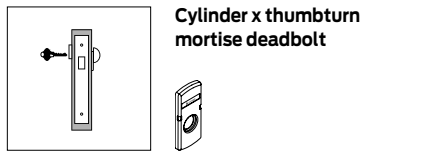
- Key cylinder both sides; deadbolt, latchbolt and deadlocking auxiliary latch
- Both levers always fixed; Vandlgard® option allows both levers to rotate freely down while locked
- Deadbolt thrown or retracted by key from either side
- Key on either side retracts both deadbolt and latchbolt
- To order, specify function and note XL11-543 as a special option

Caution: Double cylinder locks on any door, in any structure which is used for egress are a life safety hazard in times of emergency and their use is not recommended. Installation should be in accordance with existing codes only.

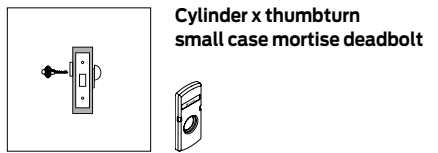
MORTISE DEADBOLT

SCHLAGE ANSI

L9460 F17



L460 E06071



- Key cylinder only, no lever (or knob) outside; thumbturn only, no lever inside; deadbolt only
- Deadbolt thrown or retracted by key outside or by inside thumbturn

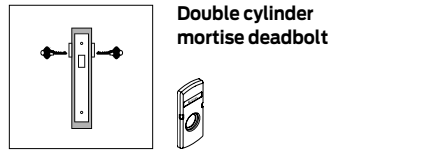
Note: L9000 mortise deadbolts available in L escutcheon or sectional trim only.

Note: L400 small case not available with escutcheon trim.

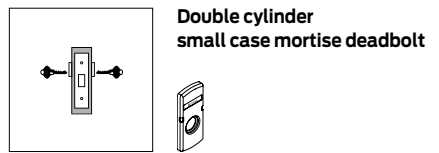
MORTISE DEADBOLT

SCHLAGE ANSI

L9462 F16



L462 E06061



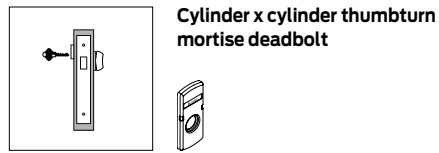
- Key cylinder both sides, no levers (or knobs); deadbolt only
- Deadbolt thrown or retracted by key from either side

Caution: Double cylinder locks on any door, in any structure which is used for egress are a life safety hazard in times of emergency and their use is not recommended. Installation should be in accordance with existing codes only.

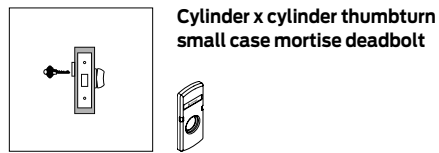
Note: L9000 mortise deadbolts available in L escutcheon or sectional trim only.

Note: L400 small case not available with escutcheon trim.

L9463 F29



L463 E06091



- Key cylinder only, no lever (or knob) outside; cylinder thumbturn only, no lever inside; deadbolt only
- Deadbolt thrown or retracted by key outside
- Rotating inside thumbturn retracts deadbolt but cannot project it

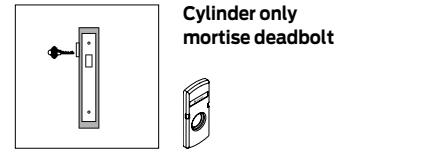
Note: L9000 mortise deadbolts available in L escutcheon or sectional trim only.

Note: L400 small case not available with escutcheon trim.

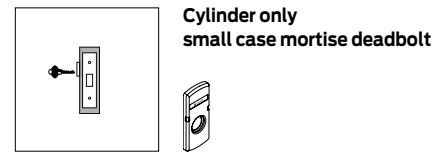
MORTISE DEADBOLT

SCHLAGE ANSI

L9464 F18



L464 E06081

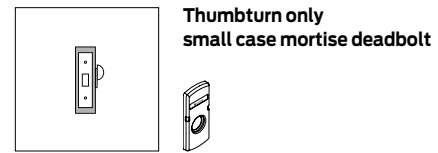


- Key cylinder only, no lever (or knob) outside; no interior trim; deadbolt only
- Deadbolt thrown or retracted by key

Note: L9000 mortise deadbolts available in L escutcheon or sectional trim only.

Note: L400 small case not available with escutcheon trim.

L480

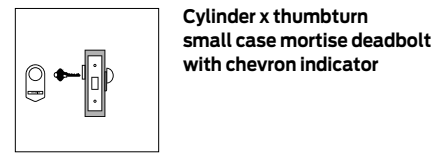


- No outside trim; thumbturn only, no lever inside; deadbolt only
- Deadbolt thrown or retracted by rotating inside thumbturn

Note: When ordered with indicator, the indicator is applied to the thumbturn side.

Note: L400 small case not available with escutcheon trim.

L496



- Key cylinder only, no lever (or knob) outside; thumbturn only, no lever inside; deadbolt only
- Deadbolt thrown or retracted by key outside or by inside thumbturn, when thrown-indicator message changes from blank to "OCCUPIED"

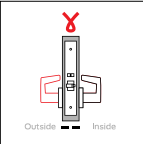
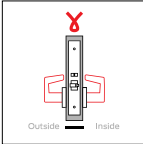
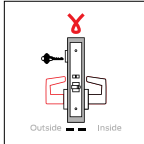
See page 120 for more information on trim and Vandlgard® options.

All locks feature automatic detection and operation with 12 or 24V DC, and a case-mounted switch that allows customer selection of EL (fail safe - power failure allows either knob/lever to retract latchbolt and/or deadbolt) or EU (fail secure - power failure locks outside knob/lever or both knobs/levers). Please specify lock function as EL or EU for default switch position.

Locks also come standard with Allegion Connect Molex connector with 3" lead and CON-6W. Allegion Connect is a Molex connector system that allows rapid installation of locks when used with Allegion Connect Harnesses (see page 206) and Allegion Connect Hinges (see Ives price book). Indicators are not allowed on electrified locks. For more information speak with your sales representative. The Molex connector can also be cut off so that the lock can be installed with traditional splicing. UL 294 Access Control Performance Levels: Destructive Attack, Level 1; Line Security, Level 1; Standby Power, Level 1; Endurance, Level IV (with DM, or LX, Endurance, Level I).

Available options for electrified functions:

- Request-to-Exit (RX)
- Latchbolt monitor (LX)
- Door position sensor (DPS) (non-deadbolt models only)
- Deadbolt monitor (DM) (standard on electrified deadbolt models)
- Vandlgard versions only available with RX option

NON-KEYED ELECTRIFIED		NON-KEYED ELECTRIFIED		KEYED NON-DEADBOLT ELECTRIFIED	
SCHLAGE	ANSI	SCHLAGE	ANSI	SCHLAGE	ANSI
L/LV9090EL/EU	-	L/LV9091EL/EU	-	L/LV9092EL/EU	-
 <p>Electrically locking/unlocking outside lever, no cylinder</p>		 <p>Electrically locking/unlocking both levers, no cylinder</p>		 <p>Electrically locking/unlocking outside lever, outside cylinder</p>	
<ul style="list-style-type: none"> ▪ Levers (or knobs) only both sides; latchbolt and deadlocking auxiliary latch ▪ Powered state: outside lever (or knob) continuously locked (EL mode) or unlocked (EU mode); Vandlgard® option allows outside lever to rotate freely down while locked ▪ When power is removed (or power fails): in EL mode either lever will retract latchbolt; in EU mode outside lever is locked ▪ Inside lever always free for immediate egress <p>Note: Auto detects 12 or 24V DC.</p> <p>Note: Ligature-resistant trims not available with Vandlgard option.</p> <p>Ordering: Case-mounted switch allows field selectable EL/EU setting however, when ordering, please specify EL or EU.</p>		<ul style="list-style-type: none"> ▪ Levers (or knobs) only both sides; latchbolt and deadlocking auxiliary latch ▪ Powered state: both levers (or knobs) continuously locked (EL mode) or unlocked (EU mode); Vandlgard® option allows both levers to rotate freely down while locked ▪ When power is removed (or power fails): in EL mode either lever will retract latchbolt; in EU mode both levers are locked <p>Note: Auto detects 12 or 24V DC.</p> <p>Note: Ligature-resistant trims not available with Vandlgard option.</p> <p>Ordering: Case-mounted switch allows field selectable EL/EU setting however, when ordering, please specify EL or EU.</p>		<ul style="list-style-type: none"> ▪ Key cylinder outside with lever (or knob); lever only inside; latchbolt and deadlocking auxiliary latch ▪ Powered state: outside lever (or knob) continuously locked (EL mode) or unlocked (EU mode); Vandlgard® option allows outside lever to rotate freely down while locked ▪ Key outside retracts latchbolt but cannot change the normal locked or unlocked state of outside lever ▪ When power is removed (or power fails): in EL mode either lever will retract latchbolt; in EU mode outside lever is locked ▪ Inside lever always free for immediate egress <p>Note: Auto detects 12 or 24V DC.</p> <p>Note: Hospital latch and ligature-resistant trims not available with Vandlgard option.</p> <p>Ordering: Case-mounted switch allows field selectable EL/EU setting however, when ordering, please specify EL or EU.</p>	

See page 120 for more information on trim and Vandlgard® options.

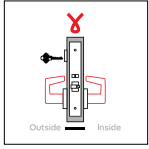


L/LM9300 SERIES

KEYED NON-DEADBOLT ELECTRIFIED

SCHLAGE ANSI

L/LV9093EL/EU



Electrically locking/unlocking both levers, outside cylinder



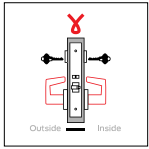
- Key cylinder outside with lever (or knob); lever only inside; latchbolt and deadlocking auxiliary latch
- Powered state: both levers (or knobs) continuously locked (EL mode) or unlocked (EU mode); Vandlgard® option allows both levers to rotate freely down while locked
- Key outside retracts latchbolt but cannot change the normal locked or unlocked state of either lever
- When power is removed (or power fails): in EL mode either lever will retract latchbolt; in EU mode both levers are locked

Note: Auto detects 12 or 24V DC.

Note: Ligature-resistant trims not available with Vandlgard option.

Ordering: Case-mounted switch allows field selectable EL/EU setting however, when ordering, please specify EL or EU.

L/LV9095EL/EU



Electrically locking/unlocking both levers, double cylinder



- Key cylinder both sides; latchbolt and deadlocking auxiliary latch
- Powered state: both levers (or knobs) continuously locked (EL mode) or unlocked (EU mode); Vandlgard® option allows both levers to rotate freely down while locked
- Key on either side retracts latchbolt but cannot change the normal locked or unlocked state of either lever
- When power is removed (or power fails): in EL mode either lever will retract latchbolt; in EU mode both levers are locked

Note: Auto detects 12 or 24V DC.

Note: Hospital latch and ligature-resistant trims not available with Vandlgard option.

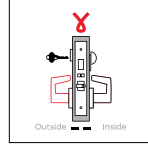
Ordering: Case-mounted switch allows field selectable EL/EU setting however, when ordering, please specify EL or EU.

DEADBOLT ELECTRIFIED

SCHLAGE ANSI

L/LV9492EL/EU

L/LV9492EL/EU w/XL13-439 (Key override feature)



Electrically locking/unlocking outside lever, outside cylinder, inside thumbturn with deadbolt



- Key cylinder outside; thumbturn inside; deadbolt, latchbolt and deadlocking auxiliary latch
- Powered state: outside lever (or knob) continuously locked (EL mode) or unlocked (EU mode); Vandlgard® option allows outside lever to rotate freely down while locked
- Deadbolt thrown or retracted by key outside or by inside thumbturn
- XL13-439 option allows key to retract deadbolt overriding thumbturn if being held in locked position
- When power is removed (or power fails): in EL mode either lever will retract latchbolt; in EU mode outside lever is locked; deadbolt projection is independent of electrically locked or unlocked state of outside lever
- Rotating inside lever retracts both deadbolt and latchbolt
- Inside lever always free for immediate egress

Note: Auto detects 12 or 24V DC; supplied deadbolt monitor allows option to prevent ingress with card use when deadbolt is thrown.

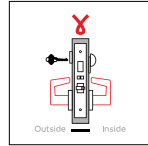
Note: Ligature-resistant trims not available with Vandlgard option.

Ordering: Case-mounted switch allows field selectable EL/EU setting however, when ordering, please specify EL or EU.

To order with key override, specify function and note XL13-439 as a special option.

L/LV9493EL/EU

L/LV9493EL/EU w/XL13-439 (Key override feature)



Electrically locking/unlocking both levers, outside cylinder, inside thumbturn with deadbolt



- Key cylinder outside; thumbturn inside; deadbolt, latchbolt and deadlocking auxiliary latch
- Powered state: both levers (or knobs) continuously locked (EL mode) or unlocked (EU mode); Vandlgard® option allows both levers to rotate freely down while locked
- Deadbolt thrown or retracted by key outside or by inside thumbturn
- XL13-439 option allows key to retract deadbolt overriding thumbturn if being held in locked position
- When power is removed (or power fails): in EL mode either lever will retract latchbolt; in EU mode both levers are locked; deadbolt projection is independent of electrically locked or unlocked state of either lever
- When unlocked, rotating inside lever retracts both deadbolt and latchbolt

Note: Auto detects 12 or 24V DC; supplied deadbolt monitor allows option to prevent ingress with card use when deadbolt is thrown.

Note: Ligature-resistant trims not available with Vandlgard option.

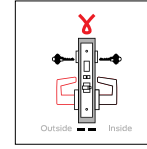
Ordering: Case-mounted switch allows field selectable EL/EU setting however, when ordering, please specify EL or EU.

To order with key override, specify function and note XL13-439 as a special option.

DEADBOLT ELECTRIFIED

SCHLAGE ANSI

L/LV9494EL/EU



Electrically locking/unlocking outside lever, double cylinder with deadbolt



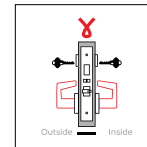
- Key cylinder both sides; deadbolt, latchbolt and deadlocking auxiliary latch
- Powered state: outside lever (or knob) continuously locked (EL mode) or unlocked (EU mode); Vandlgard® option allows outside lever to rotate freely down while locked
- Deadbolt thrown or retracted by key from either side
- When power is removed (or power fails): in EL mode either lever will retract latchbolt; in EU mode outside lever is locked; deadbolt projection is independent of electrically locked or unlocked state of outside lever
- Rotating inside lever retracts both deadbolt and latchbolt
- Inside lever always free for immediate egress

Note: Auto detects 12 or 24V DC; supplied deadbolt monitor allows option to prevent ingress with card use when deadbolt is thrown.

Note: Ligature-resistant trims not available with Vandlgard option.

Ordering: Case-mounted switch allows field selectable EL/EU setting however, when ordering, please specify EL or EU.

L/LV9495EL/EU



Electrically locking/unlocking both levers, double cylinder with deadbolt



- Key cylinder both sides; deadbolt, latchbolt and deadlocking auxiliary latch
- Powered state: both levers (or knobs) continuously locked (EL mode) or unlocked (EU mode); Vandlgard® option allows both levers to rotate freely down while locked
- Deadbolt thrown or retracted by key from either side
- When power is removed (or power fails): in EL mode either lever will retract latchbolt; in EU mode both levers are locked; deadbolt projection is independent of electrically locked or unlocked state of either lever
- When unlocked, rotating inside lever retracts both deadbolt and latchbolt

Note: Auto detects 12 or 24V DC; supplied deadbolt monitor allows option to prevent ingress with card use when deadbolt is thrown.

Note: Ligature-resistant trims not available with Vandlgard option.

Ordering: Case-mounted switch allows field selectable EL/EU setting however, when ordering, please specify EL or EU.

See page 120 for more information on trim and Vandlgard® options.

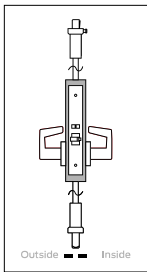
LM9300 multipoint lock
(Available in US Market Only)

For use only with Multipoint Lock Tornado, Tornado Shutter, Hurricane, or Security solution.

- **Solution requires door and rod set sold through Steelcraft. Please contact your local sales representative for more details.**
- To purchase rods, please contact Steelcraft Technical Support.
- Specify handing on order (LM9300 handing not field reversible).
- Available only for 1-3/4" door thickness.

3 POINT LATCHING

SCHLAGE ANSI
LM9310



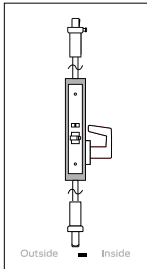
3-point passage latch

- Levers (or knobs) only-both sides; 3-point latch and deadlocking auxiliary latch
- Latchbolts retracted by lever from either side at all times
- Inside lever always free for immediate egress

Note: Requires door and rod set sold through Steelcraft.

When ordering, specify door handing.

LM9325



3-point exit or communicating lock

- No outside trim; lever (or knob) only-inside; 3-point latch and deadlocking auxiliary latch
- Latchbolts retracted by lever from inside only
- Inside lever always free for immediate egress

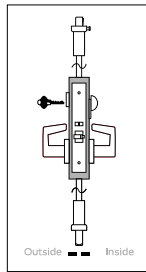
Note: Requires door and rod set sold through Steelcraft.

When ordering, specify door handing.

3 POINT LATCHING

SCHLAGE ANSI

LM/LMV9350



3-point entrance/office lock

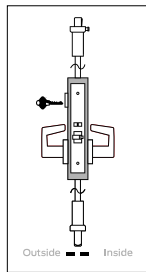
- Key cylinder outside; thumbturn inside; 3-point latch and deadlocking auxiliary latch
- Latchbolts retracted by lever (or knob) from either side
- Outside lever is made inoperative by key outside or by turning inside thumbturn; Vandlgard® option allows outside lever to rotate freely down while locked
- Key outside unlocks and enables outside lever to retract all three latches
- Rotating inside lever retracts latchbolts; outside lever unlocked when thumbturn is returned to vertical position
- Inside lever always free for immediate egress

Caution: Outside lever remains inoperative until thumbturn is returned to vertical or unlocked by key.

Note: Requires door and rod set sold through Steelcraft.

When ordering, specify door handing.

LM/LMV9370



3-point classroom lock, exterior lockdown only

- Key cylinder outside with lever (or knob); lever only-inside; 3-point latch and deadlocking auxiliary latch
- Latchbolts retracted by lever from either side
- Outside lever is made inoperative by key outside; Vandlgard® option allows outside lever to rotate freely down while locked
- Key outside unlocks and enables outside lever to retract all three latches
- Inside lever always free for immediate egress

Note: Outside lever remains inoperative until unlocked by key.

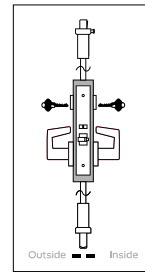
Note: Requires door and rod set sold through Steelcraft.

When ordering, specify door handing.

3 POINT LATCHING

SCHLAGE ANSI

LM/LMV9371



3-point classroom security lock, interior/exterior lockdown

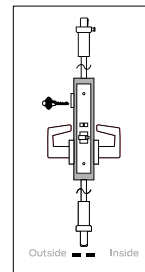
- Key cylinder both sides; 3-point latch and deadlocking auxiliary latch
- Latchbolts retracted by lever (or knob) from either side
- Outside lever is made inoperative by key either side; Vandlgard® option allows outside lever to rotate freely down while locked
- Key on either side unlocks and enables outside lever to retract all three latches
- Inside lever always free for immediate egress

Note: Outside lever remains inoperative until unlocked by key.

Note: Requires door and rod set sold through Steelcraft.

When ordering, specify door handing.

LM/LMV9380



3-point storeroom lock

3-point storeroom lock


- Key cylinder outside with lever (or knob); lever only-inside; 3-point latch and deadlocking auxiliary latch
- Outside lever normally locked; latchbolts retracted by inside lever; Vandlgard® option allows outside lever to rotate freely down while locked
- Key outside inserted and turned 280° unlocks, allowing outside lever to retract latches; removal of key returns door to locked state
- Inside lever always free for immediate egress

Note: Requires door and rod set sold through Steelcraft.

Note: Cannot be used with competitor cylinders. Must use a Schlage cylinder listed in the Cylinders Section for 9380 function.

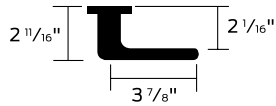
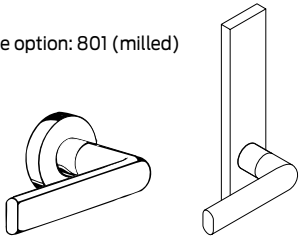
When ordering, specify door handing.

STANDARD LEVER DESIGNS (CAST OR FORGED)

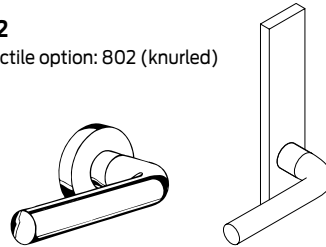
 Jump to available finishes

L/LM9300 SERIES

01
Tactile option: 801 (milled)



02
Tactile option: 802 (knurled)



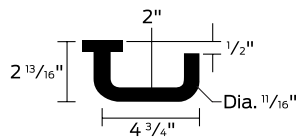
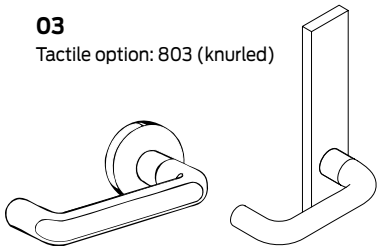
Available roses: A (shown), B, C

Available escutcheons: L (shown), N

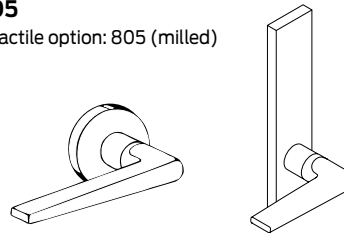
Available roses: A (shown), B, C

Available escutcheons: L (shown), N

03
Tactile option: 803 (knurled)



05
Tactile option: 805 (milled)



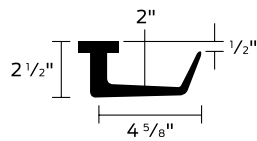
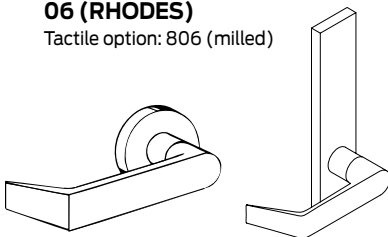
Available roses: A (shown), B, C

Available escutcheons: L (shown), N

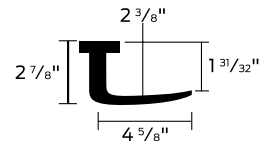
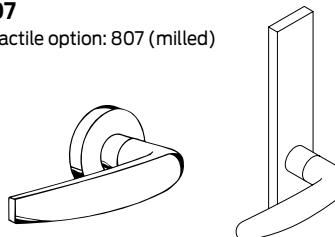
Available roses: A (shown), B, C

Available escutcheons: L (shown), N

06 (RHODES)
Tactile option: 806 (milled)



07
Tactile option: 807 (milled)




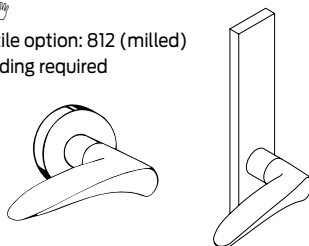
Available roses: A (shown), B, C

Available escutcheons: L (shown), N

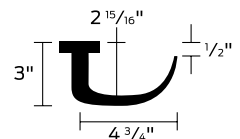
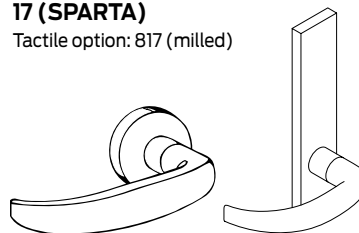
Available roses: A (shown), B, C

Available escutcheons: L (shown), N

12 
Tactile option: 812 (milled)
Handing required



17 (SPARTA)
Tactile option: 817 (milled)



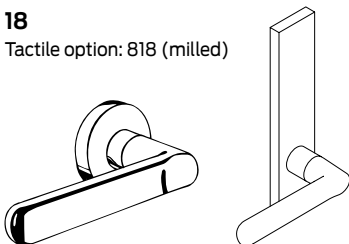
Available roses: A (shown), B, C


Available escutcheons: L (shown), N

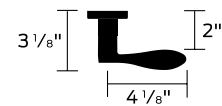
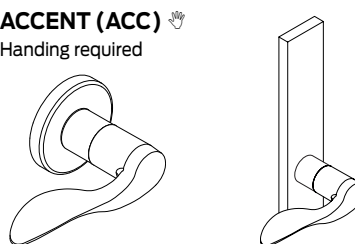
Available roses: A (shown), B, C

Available escutcheons: L (shown), N

18
Tactile option: 818 (milled)



ACCENT (ACC) 
Handing required




Available roses: A (shown), B, C

Available escutcheons: L (shown), N

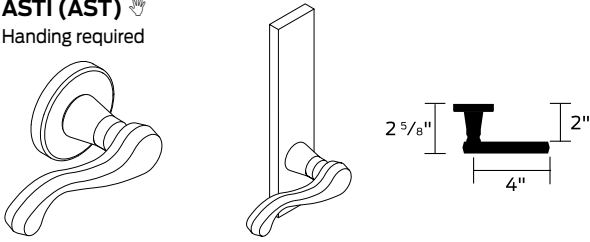
Available roses: A, B (shown), C

Available escutcheons: L (shown), N

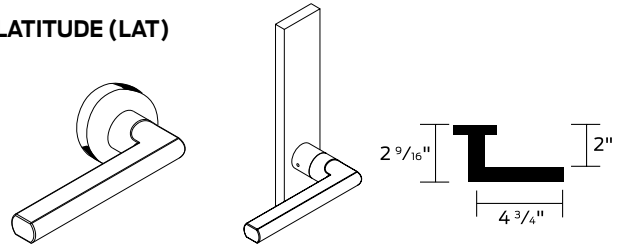
STANDARD LEVER DESIGNS (CAST OR FORGED)

 Jump to available finishes

ASTI (AST) 
Handing required



LATITUDE (LAT)



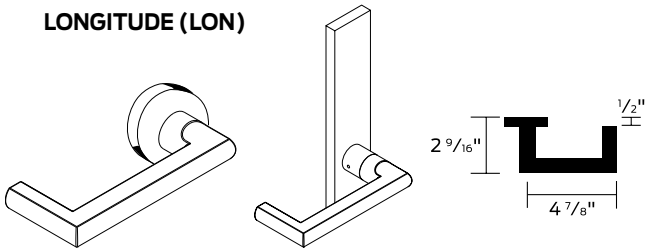
Available roses: A, AVA, B (shown), C


Available escutcheons: L (shown), N

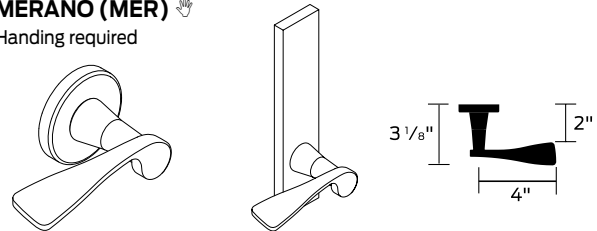
Available roses: A (shown), B, C

Available escutcheons: L (shown), N

LONGITUDE (LON)



MERANO (MER) 
Handing required



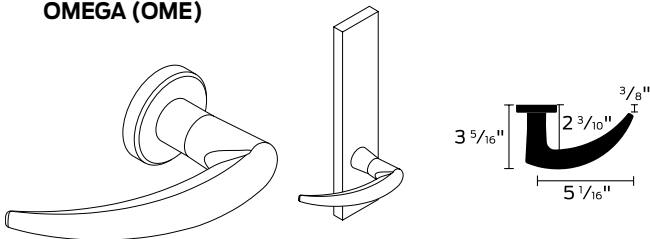
Available roses: A (shown), B, C

Available escutcheons: L (shown), N

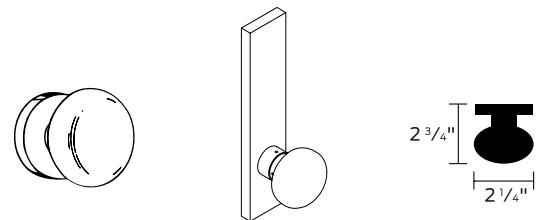
Available roses: A, B (shown), C, MER

Available escutcheons: L (shown), N

OMEGA (OME)



41



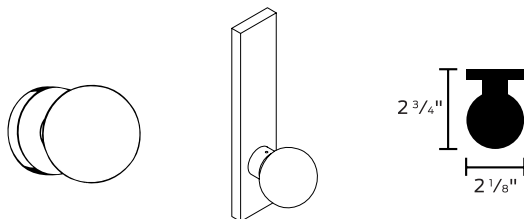
Available roses: A (shown), B, C

Available escutcheons: L (shown), N

Available roses: A (shown), B, C

Available escutcheons: L (shown), N


42



Available roses: A (shown), B, C

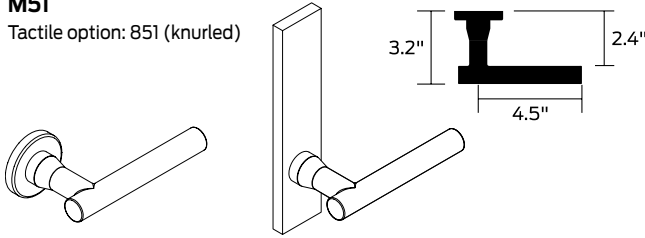
Available escutcheons: L (shown), N

M COLLECTION LEVER DESIGNS (CAST OR FORGED)

 Jump to available finishes

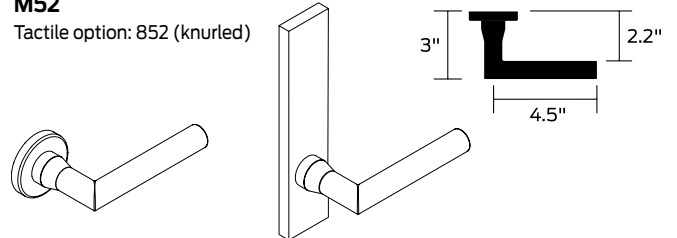
M51

Tactile option: 851 (knurled)



M52

Tactile option: 852 (knurled)



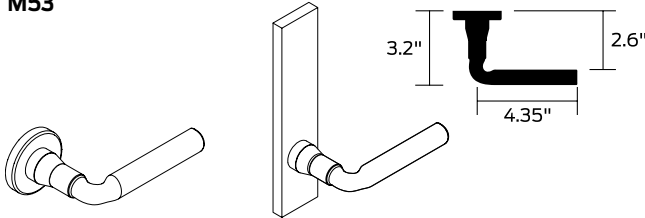
Available roses: A (shown), B, C

Available escutcheons: L (shown), N

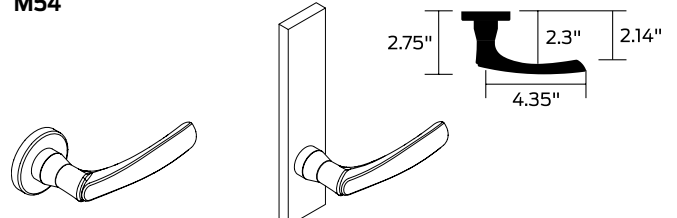
Available roses: A (shown), B, C

Available escutcheons: L (shown), N

M53



M54



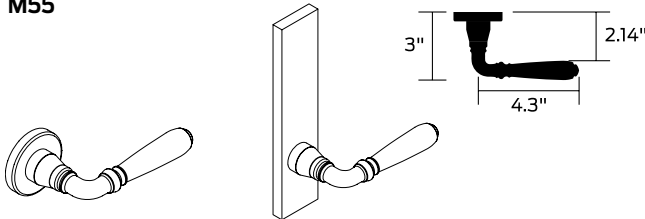
Available roses: A (shown), B, C

Available escutcheons: L (shown), N

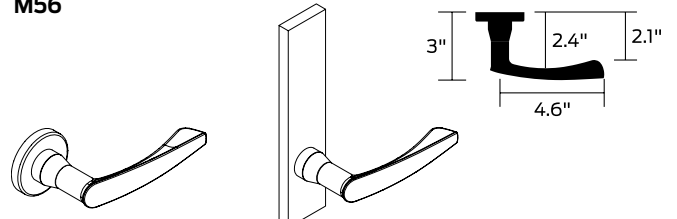
Available roses: A (shown), B, C

Available escutcheons: L (shown), N

M55



M56



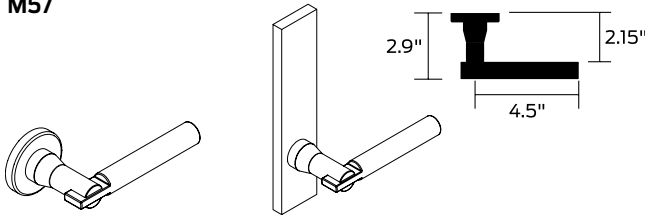
Available roses: A (shown), B, C

Available escutcheons: L (shown), N

Available roses: A (shown), B, C

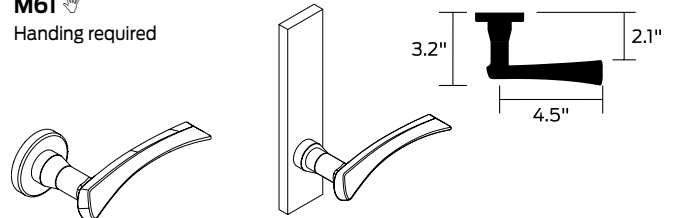
Available escutcheons: L (shown), N

M57



M61 

Handing required



Available roses: A (shown), B, C

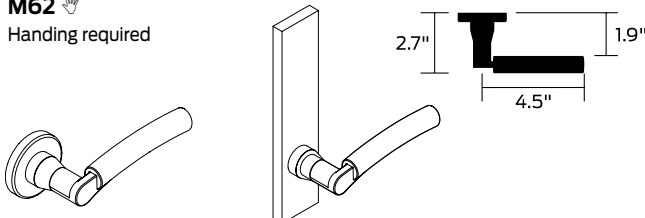
Available escutcheons: L (shown), N

Available roses: A (shown), B, C

Available escutcheons: L (shown), N

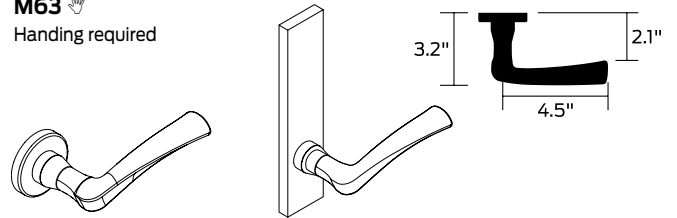
M62 

Handing required



M63 

Handing required




Available roses: A (shown), B, C

Available escutcheons: L (shown), N

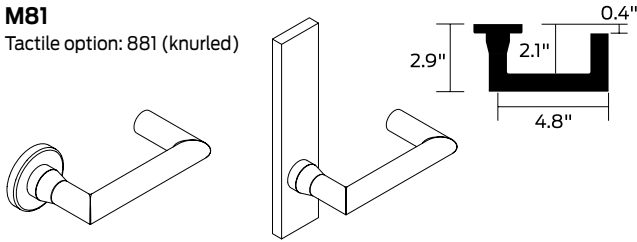
Available roses: A, B (shown), C

Available escutcheons: L (shown), N

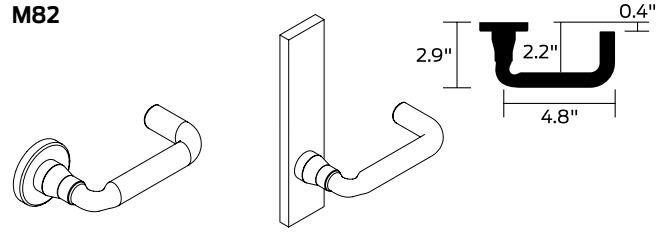
M COLLECTION LEVER DESIGNS (CAST OR FORGED)

 Jump to available finishes

M81
Tactile option: 881 (knurled)



M82



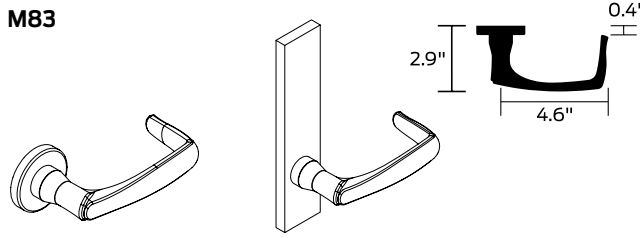
Available roses: A, AVA, B (shown), C

Available escutcheons: L (shown), N

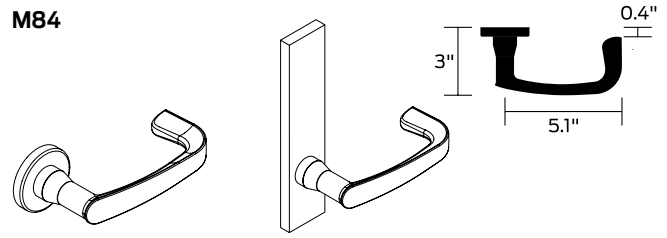
Available roses: A (shown), B, C

Available escutcheons: L (shown), N

M83



M84




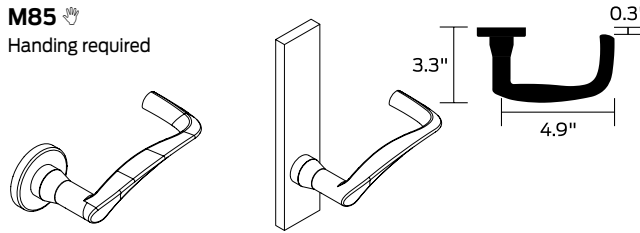
Available roses: A (shown), B, C


Available escutcheons: L (shown), N

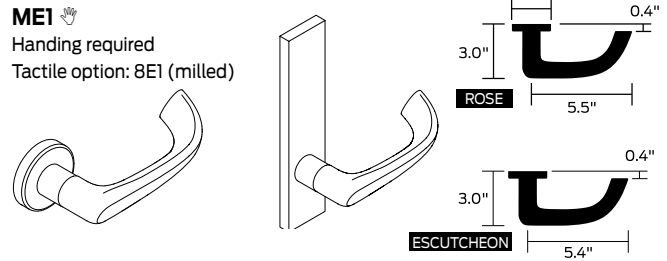
Available roses: A, B (shown), C, MER

Available escutcheons: L (shown), N

M85 
Handing required



ME1 
Handing required
Tactile option: 8E1 (milled)



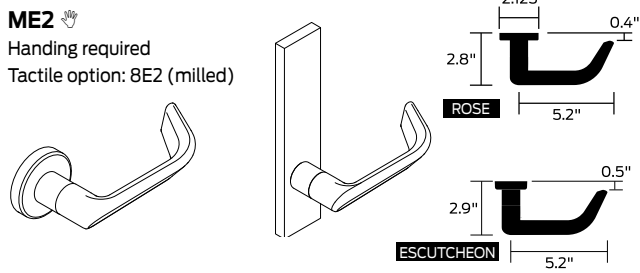
Available roses: A (shown), B, C

Available escutcheons: L (shown), N

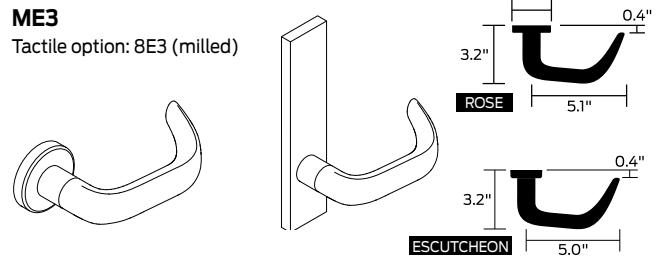
Available roses: A (shown), B, C

Available escutcheons: L (shown), N

ME2 
Handing required
Tactile option: 8E2 (milled)



ME3
Tactile option: 8E3 (milled)



Available roses: A (shown), B, C

Available escutcheons: L (shown), N

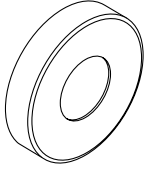
Available roses: A (shown), B, C

Available escutcheons: L (shown), N

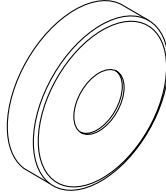
Jump to available finishes

ROSE (WROUGHT) DESIGNS

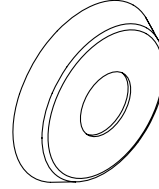
A
2-1/8" (54 mm) diameter



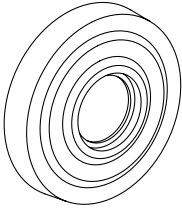
B
2-9/16" (65mm) diameter



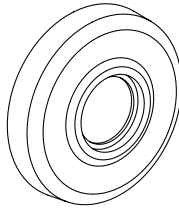
C
2-5/8" (66mm) diameter
Not available 612 or 613 finish



AVA (AST LEVER ONLY)
2-5/8" (66mm) diameter



MER (MER LEVER ONLY)
2-5/8" (66mm) diameter



L (CAST/FORGED) AND N (WROUGHT) ESCUTCHEON TRIM DESIGNS

L



7¹⁵/₁₆" x 1³/₄" x 7⁷/₁₆"
(202mm x 44mm x 11mm)

Non-Vandgard functions:
available on 1³/₈"-2¹/₂" doors
Vandgard functions:
available on 1³/₄"-2¹/₂" doors

N



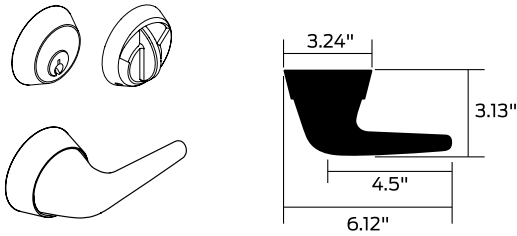
7⁷/₈" x 2¹/₂" x 7⁷/₁₆"
(200mm x 64mm x 11mm)

Available on 1³/₄" - 2¹/₄"
doors for non-Vandgard
and Vandgard functions

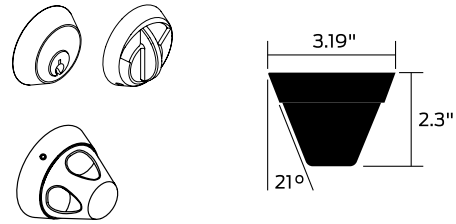
LIGATURE RESISTANT TRIM

Jump to available finishes

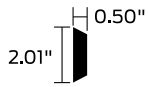
SL1



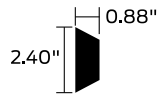
SK1



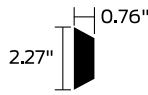
Standard cylinder



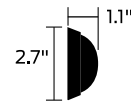
FSIC cylinder



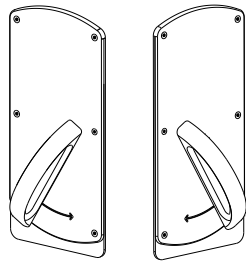
SFIC cylinder



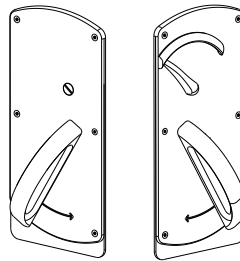
Thumbturn



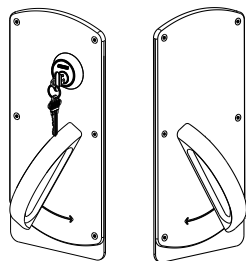
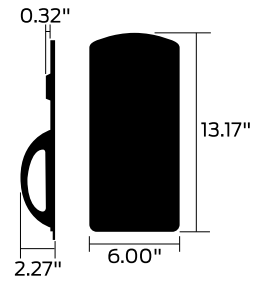
HSLR



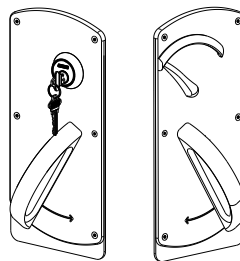
Privacy
▪ 9010



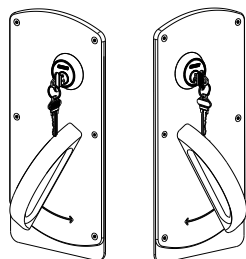
**Emergency turn
x thumbturn**
▪ 9044
▪ 9444



Single-sided cylinder
▪ 9070
▪ 9080
▪ 9092 EL & EU
▪ 9093 EL & EU
▪ 9465



Cylinder x thumbturn
▪ 9050
▪ 9056
▪ 9456
▪ 9473
▪ 9480
▪ 9485
▪ 9492 EL & EU
▪ 9493 EL & EU



Double-sided cylinder
▪ L9071
▪ L9082
▪ L9095 EL & EU
▪ L9457
▪ L9466

FINISH AVAILABILITY

Bright Brass (605) Satin Brass (606) Antique Brass (609) Satin Bronze (612) Oil Rubbed Bronze (613) Satin Nickel (619) Matte Black (622) Bright Chrome (625) Satin Chrome (626) Bright Stainless Steel (629) Satin Stainless Steel (630) Aged Bronze (643e) Satin Chrome, Antimicrobial (626AM) Satin Stainless Steel, Antimicrobial (630AM)

STANDARD LEVERS

LEVER	TRIM				Bright Brass (605)	Satin Brass (606)	Antique Brass (609)	Satin Bronze (612)	Oil Rubbed Bronze (613)	Satin Nickel (619)	Matte Black (622)	Bright Chrome (625)	Satin Chrome (626)	Bright Stainless Steel (629)	Satin Stainless Steel (630)	Aged Bronze (643e)	Satin Chrome, Antimicrobial (626AM)	Satin Stainless Steel, Antimicrobial (630AM)		
01	A	B	N	L	605	606	609	612	613	619	622	625	626	629	630	643e	626AM	630AM		
	C				605	606	609	-	-	619	622	625	626	629	630	643e	626AM	630AM		
02	A	B	N	L	605	606	609	612	613	619	622	625	626	629	630	643e	626AM	630AM		
	C				605	606	609	-	-	619	622	625	626	629	630	643e	626AM	630AM		
03	A	B	N	L	605	606	609	612	613	619	622	625	626	629	630	643e	626AM	630AM		
	C				605	606	609	-	-	619	622	625	626	629	630	643e	626AM	630AM		
05	A	B	N	L	605	606	609	612	613	619	622	625	626	629	630	643e	626AM	630AM		
	C				605	606	609	-	-	619	622	625	626	629	630	643e	626AM	630AM		
06 (Rhodes)	A	B	N	L	605	606	609	612	613	619	622	625	626	629	630	643e	626AM	630AM		
	C				605	606	609	-	-	619	622	625	626	629	630	643e	626AM	630AM		
07	A	B	N	L	605	606	609	612	613	619	622	625	626	629	630	643e	626AM	630AM		
	C				605	606	609	-	-	619	622	625	626	629	630	643e	626AM	630AM		
12	A	B	N	L	605	606	609	612	613	619	622	625	626	629	630	643e	626AM	630AM		
	C				605	606	609	-	-	619	622	625	626	629	630	643e	626AM	630AM		
17 (Sparta)	A	B	N	L	605	606	609	612	613	619	622	625	626	629	630	643e	626AM	630AM		
	C				605	606	609	-	-	619	622	625	626	629	630	643e	626AM	630AM		
18	A	B	N	L	605	606	609	612	613	619	622	625	626	629	630	643e	626AM	630AM		
	C				605	606	609	-	-	619	622	625	626	629	630	643e	626AM	630AM		
ACC	A	B	C	N	L	605	606	609	-	-	619	622	625	626	-	-	643e	626AM	-	
AST	A	B	C	AVA	N	L	605	606	609	-	-	619	622	625	626	-	-	643e	626AM	-
LAT	A	B	C	N	L	605	606	609	-	-	619	622	625	626	629	630	643e	626AM	630AM	
LON	A	B	C	N	L	605	606	609	-	-	619	622	625	626	629	630	643e	626AM	630AM	
MER	A	B	C	MER	N	L	605	606	609	-	-	619	622	625	626	-	-	643e	626AM	-
OME	A	B	N	L	605	606	609	612	612	619	622	625	626	629	630	643e	626AM	630AM		
	C				605	606	609	-	-	619	622	625	626	629	630	643e	626AM	630AM		

STANDARD KNOBS

KNOB	TRIM				Bright Brass (605)	Satin Brass (606)	Antique Brass (609)	Satin Bronze (612)	Oil Rubbed Bronze (613)	Satin Nickel (619)	Matte Black (622)	Bright Chrome (625)	Satin Chrome (626)	Bright Stainless Steel (629)	Satin Stainless Steel (630)	Aged Bronze (643e)	Satin Chrome, Antimicrobial (626AM)	Satin Stainless Steel, Antimicrobial (630AM)
41	A	B	N	L	605	606	609	612	612	619	622	625	626	629	630	643e	626AM	630AM
	C				605	606	609	-	-	619	622	625	626	629	630	643e	626AM	630AM
42	A	B	N	L	605	606	609	-	-	619	622	625	626	629	630	643e	626AM	630AM
	C				605	606	609	-	-	619	622	625	626	629	630	643e	626AM	630AM

522 is a simulated 613 finish; 316 is a simulated 643e finish



FINISH AVAILABILITY

Bright Brass (605) Satin Brass (606) Antique Brass (609) Satin Bronze (612) Oil Rubbed Bronze (613) Satin Nickel (619) Matte Black (622) Bright Chrome (625) Satin Chrome (626) Bright Stainless Steel (629) Satin Stainless Steel (630) Aged Bronze (643e) Satin Chrome, Antimicrobial (626AM) Satin Stainless Steel, Antimicrobial (630AM)

M COLLECTION LEVERS																			
LEVER	TRIM					Bright Brass (605)	Satin Brass (606)	Antique Brass (609)	Satin Bronze (612)	Oil Rubbed Bronze (613)	Satin Nickel (619)	Matte Black (622)	Bright Chrome (625)	Satin Chrome (626)	Bright Stainless Steel (629)	Satin Stainless Steel (630)	Aged Bronze (643e)	Satin Chrome, Antimicrobial (626AM)	Satin Stainless Steel, Antimicrobial (630AM)
M51	A	B	C	N	L	605	606	609	-	-	619	622	625	626	629	630	643e	626AM	630AM
M52	A	B	C	N	L	605	606	609	-	-	619	622	625	626	629	630	643e	626AM	630AM
M53	A	B	C	N	L	605	606	609	-	-	619	622	625	626	629	630	643e	626AM	630AM
M54	A	B	C	N	L	605	606	609	-	-	619	622	625	626	629	630	643e	626AM	630AM
M55	A	B	C	N	L	605	606	609	-	-	619	622	625	626	629	630	643e	626AM	630AM
M56	A	B	C	N	L	605	606	609	-	-	619	622	625	626	629	630	643e	626AM	630AM
M57	A	B	C	N	L	-	-	-	-	-	-	-	-	-	629	630	-	-	630AM
M61	A	B	C	N	L	605	606	609	-	-	619	622	625	626	629	630	643e	626AM	630AM
M62	A	B	C	N	L	-	-	-	-	-	-	-	-	-	629	630	-	-	-
M63	A	B	C	N	L	605	606	609	-	-	619	622	625	626	629	630	643e	626AM	630AM
M81	A	B	C	N	L	605	606	609	-	-	619	622	625	626	629	630	643e	626AM	630AM
M82	A	B	C	N	L	605	606	609	-	-	619	622	625	626	629	630	643e	626AM	630AM
M83	A	B	C	N	L	605	606	609	-	-	619	622	625	626	629	630	643e	626AM	630AM
M84	A	B	C	N	L	605	606	609	-	-	619	622	625	626	629	630	643e	626AM	630AM
M85	A	B	C	N	L	605	606	609	-	-	619	622	625	626	629	630	643e	626AM	630AM
ME1	A	B	C	N	L	605	606	609	-	-	619	622	625	626	629	630	643e	626AM	630AM
ME2	A	B	C	N	L	605	606	609	-	-	619	622	625	626	629	630	643e	626AM	630AM
ME3	A	B	C	N	L	605	606	609	-	-	619	622	625	626	629	630	643e	626AM	630AM
LIGATURE RESISTANT TRIMS																			
SL1	-	-	-	-	-	-	-	-	-	-	-	-	-	-	630	-	-	-	630AM
SK1	-	-	-	-	-	-	-	-	-	-	-	-	-	-	630	-	-	-	630AM
HSLR	-	-	-	-	-	-	-	-	-	-	-	-	-	-	630	-	-	-	-
INDICATORS																			
Sectional indicator	-	-	-	-	-	605	606	609	612	613	619	622	625	626	629	630	643e	626AM	630AM
N escutcheon indicator	-	-	-	-	-	605	606	609	612	613	619	622	625	626	629	630	643e	626AM	630AM
CYLINDER FINISHES																			
Complete lock finish	605	606	609	612	613	619	622	625	626	629	630	643E	626AM	630AM					
Coordinating conventional cylinder																			
Plug component	-	-	-	-	-	606	606	606	606	522	626	622	626	626	626	626	522	626	626
Housing faceplate component	-	-	-	-	-	605	606	609	612	613	619	622	625	626	629	630	316	626	630
Rings	-	-	-	-	-	605	606	609	612	613	619	622	625	626	625	626	316	626	626
Coordinating FSIC/SFIC cylinder																			
Plug (lower) component	-	-	-	-	-	606	606	606	606	522	626	622	626	626	626	626	522	626	626
Core face (upper) component	-	-	-	-	-	606	606	606	606	522	626	622	626	626	626	626	522	626	630
Housing faceplate component	-	-	-	-	-	605	606	609	612	613	619	622	625	626	626	626	316	626	626
Rings	-	-	-	-	-	605	606	609	612	613	619	622	625	626	626	626	316	626	626

522 is a simulated 613 finish; 316 is a simulated 643e finish

CYLINDRICAL
DEADLOCKS
MORTISE
MULTIPOINT
INTERCONNECT
TUBULAR
SPECIALTY
PORTABLE
CYLINDERS / KEYS
TOOLS / KITS
MERCHANDISING
FORMS

You can **configure and price a full range of products** using the tables and rules shown in this section.

The pricing of locks in this section includes the P6 cylinder in open keyway (where applicable), default strike and armor front and a 1-3/4" thick door. Additional modifications are available using the rules and price adjustments on the subsequent pages.

How to order:

- All applicable product attributes must be provided in the order shown below
- Each value must be separated by a period
- If requesting a product "Less (LLL)" any attribute, the entire detailed ACN must be provided
- Fractions will be written with the "/" symbol separating the numerator and the denominator (example 1/2)
- For dimensions that contain a whole number and a fraction, a hyphen "-" will be added after the whole number and before the fraction (example 2-1/2)
- For two dimensions represented together, such as length and width, the values would be separated by an "x" with no spaces
- Finishes should be listed using their BHMA finish as shown in this book

Required for all lock orders												Door dimensions			Electronic monitoring				Options				Keying						
Brand	Series + Function	Cylinder type (keyed functions only)			Outside style			Inside style			Handling	Armor front	Strike	Door thickness	Extended	Strike lip length	Request to Exit (RX)	Latchbolt monitor (LX)	Door position sensor (DPS)	Deadbolt monitor (DM)	Outside and/or Inside Indicator	ADA thumbturn	Screw option	Lead lining	Special options (X numbers)	Buy American Act compliant	Keying code	Keyway	Pack keys independently
		Outside lever/knob design	Outside rose/escutcheon	Outside finish	Inside lever/knob design	Inside rose/escutcheon	Inside finish																						
1	2	3	4A	4B	4C	5A	5B	5C	6	7	8	9A	9B	9C	10A	10B	10C	10D	11A	11B	11C	11D	11E	11F	12A	12B	12C		

Only required if specifying different than outside style

Only required when deviating from the product's default. Specify only the deviated attribute(s).

Only required when deviating from the product's default. Specify only the deviated attribute(s).

If ordering a product "Less (LLL)" any attribute, values for each attribute must be provided.

EXAMPLE:

Inside lever design different than outside
Deviating from the KD default requires keying to be specified

L9056 . P6 . 03 . A . 626 . 06 . LH . DT2-1/2 . EO . KA1BIT . S123

2 3 4A 4B 4C 5A 6 9A 9B 12A 12B

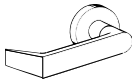
Thick door requires door thickness and extension to be specified if different than extended equal (EE)

Thumbturn does not need to be specified since it is a default to the function

COMPLETE LOCKS			STANDARD STYLES				M COLLECTION		
<p>ROSE TRIM</p> <p>☞ Denotes a product that requires handing to be specified.</p> <p>Split finishes and designs will be priced at the highest list price of the design and/or finish.</p> <p>Keyed function pricing based on P6 cylinder with open S123 keyway. See page 157 for additional cylinder and keyway options.</p> <p>41 and 42 knobs not available on Vandlgard functions.</p>	03	01☒	02☒	01☒	02☒	01☒	02☒	M51	M52
		-	05☒	03	05☒	03	05☒	M53☒	M54☒
		06	07	06	07	06	07	M55☒	M56☒
		12☞	17	12☞	17	12☞	17	M61☒☞	M63☒☞
		18☒	ACC☞	18☒	OME	☒18	OME	M81	M82☒
		AST☞	LAT☒	41☒	42☒	41☒	42☒	M83☒	M84☒
		LON☒	MER☞	ACC☞	AST☞	LAT☒	LON☒	M85☒☞	ME1☒☞
		OME	41☒	LAT☒	LON☒			ME2☒☞	ME3☒
		42☒		MER☞				M57☒	M62☒☞
				N/A in 612		N/A in 613		Available only in 629 and 630	
SERIES + FUNCTION CYL DESCRIPTION			FINISHES						
		626	626	605, 606, 609, 612, 619, 622, 625, 643e <small>(612 not available on C, AVA or MER roses)</small>		613, 629, 630 <small>(613 not available on C, AVA or MER roses; 629 and 630 not available on AVA or MER roses)</small>		605, 606, 609, 619, 622, 625, 626, 629, 630, 643e	
NON-KEYED FUNCTIONS			ROSE TRIM						
L9010	Passage latch	\$924	\$1,034	\$1,046	\$1,064	\$1,064			
L9025	Exit or communicating lock	\$786	\$841	\$847	\$856	\$856			
L9040	Bath/bedroom privacy lock	\$1,081	\$1,191	\$1,203	\$1,221	\$1,221			
LV9040	Vandlgard bath/bedroom privacy lock	\$1,228	\$1,338	\$1,350	\$1,368	\$1,368			
L9040 with XL11-446	Privacy with turns both sides (specify L9040 function with XL11-446 as a special option)	\$1,756	\$1,866	\$1,878	\$1,896	\$1,896			
LV9040 with XL11-446	Vandlgard privacy with turns both sides (specify LV9040 with XL11-446 as a special option)	\$1,903	\$2,013	\$2,025	\$2,043	\$2,043			
L9044	Privacy with coin turn outside	\$1,021	\$1,131	\$1,143	\$1,161	\$1,161			
LV9044	Vandlgard privacy with coin turn outside	\$1,168	\$1,278	\$1,290	\$1,308	\$1,308			
L9110 ¹	Full dummy trim with active levers (specify L9110 with XL11-741 as a special option)	\$1,369	\$1,479	\$1,491	\$1,509	\$1,509			
L9412	Exit lock with deadbolt (specify L9412 with XL11-907 as a special option)	\$1,784	\$1,894	\$1,906	\$1,924	\$1,924			
L9440	Privacy with deadbolt	\$1,259	\$1,369	\$1,381	\$1,399	\$1,399			
LV9440	Vandlgard privacy with deadbolt	\$1,406	\$1,516	\$1,528	\$1,546	\$1,546			
L9444	Privacy with deadbolt and coin turn outside	\$1,196	\$1,306	\$1,318	\$1,336	\$1,336			
LV9444	Vandlgard privacy with deadbolt and coin turn outside	\$1,343	\$1,453	\$1,465	\$1,483	\$1,483			
L9090EL	Electrically locking outside lever, no cylinder	\$1,604	\$1,714	\$1,726	\$1,744	\$1,744			
LV9090EL	Vandlgard electrically locking outside lever, no cylinder	\$1,751	\$1,861	\$1,873	\$1,891	\$1,891			
L9090EU	Electrically unlocking outside lever, no cylinder	\$1,604	\$1,714	\$1,726	\$1,744	\$1,744			
LV9090EU	Vandlgard electrically unlocking outside lever, no cylinder	\$1,751	\$1,861	\$1,873	\$1,891	\$1,891			
L9091EL	Electrically locking both levers, no cylinder	\$1,604	\$1,714	\$1,726	\$1,744	\$1,744			
LV9091EL	Vandlgard electrically locking both levers, no cylinder	\$1,751	\$1,861	\$1,873	\$1,891	\$1,891			
L9091EU	Electrically unlocking both levers, no cylinder	\$1,604	\$1,714	\$1,726	\$1,744	\$1,744			
LV9091EU	Vandlgard electrically unlocking both levers, no cylinder	\$1,751	\$1,861	\$1,873	\$1,891	\$1,891			
NON-KEYED DUMMY FUNCTIONS			ROSE TRIM						
L0170	Half dummy trim	\$317	\$372	\$378	\$387	\$387			
L0172	Full dummy trim	\$633	\$743	\$755	\$773	\$773			
L9175	Half dummy trim with lock case	\$499	\$554	\$560	\$569	\$569			
L9176	Full dummy trim with lock case	\$804	\$914	\$926	\$944	\$944			
KEYED, SINGLE CYLINDER, NON-DEADBOLT FUNCTIONS			ROSE TRIM						
L9026	P6 Exit lock with cylinder	\$1,081	\$1,136	\$1,142	\$1,151	\$1,151			
L9050	P6 Entrance/office lock	\$1,215	\$1,325	\$1,337	\$1,355	\$1,355			
LV9050	P6 Vandlgard entrance/office lock	\$1,362	\$1,472	\$1,484	\$1,502	\$1,502			

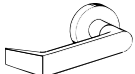
1. Not available as sold separate lock chassis.
 ☞ Extended lead time

CYLINDRICAL
 DEADBOLTS
 MORTISE
 MULTIPoint
 INTERCONNECT
 TUBULAR
 SPECIALTY
 PORTABLE
 CYLINDERS / KEYS
 TOOLS / KITS
 MERCHANDISING
 FORMS

COMPLETE LOCKS			STANDARD STYLES				M COLLECTION				
 ROSE TRIM ☞ Denotes a product that requires handing to be specified. Split finishes and designs will be priced at the highest list price of the design and/or finish. Keyed function pricing based on P6 cylinder with open S123 keyway. See page 157 for additional cylinder and keyway options. 41 and 42 knobs not available on Vandlgard functions.			03	01☒	02☒	01☒	02☒	01☒	02☒	M51	M52
				-	05☒	03	05☒	03	05☒	M53☒	M54☒
				06	07	06	07	06	07	M55☒	M56☒
				12☞	17	12☞	17	12☞	17	M61☒☞	M63☒☞
				18☒	ACC☞	18☒	OME	☒18	OME	M81	M82☒
				AST☞	LAT☒	41☒	42☒	41☒	42☒	M83☒	M84☒
				LON☒	MER☞	ACC☞	AST☞	LAT☒	LON☒	M85☒☞	ME1☒☞
				OME	41☒	LAT☒	LON☒			ME2☒☞	ME3☒
				42☒		MER☞				M57☒	M62☒☞
						N/A in 612		N/A in 613		Available only in 629 and 630	
SERIES + FUNCTION CYL DESCRIPTION			FINISHES								
			626	626	605, 606, 609, 612, 619, 622, 625, 643e <small>(612 not available on C, AVA or MER roses)</small>	613, 629, 630 <small>(613 not available on C, AVA or MER roses; 629 and 630 not available on AVA or MER roses)</small>	605, 606, 609, 619, 622, 625, 626, 629, 630, 643e				
L9056	P6	Entrance/office lock with automatic unlocking	\$1,338	\$1,448	\$1,460	\$1,478	\$1,478				
L9056 with XL13-439	P6	Entrance/office lock with automatic unlocking and outside key override feature (specify L9056 with XL13-439 as special option)	\$1,548	\$1,658	\$1,670	\$1,688	\$1,688				
LV9056	P6	Vandlgard entrance/office lock with automatic unlocking	\$1,485	\$1,595	\$1,607	\$1,625	\$1,625				
LV9056 with XL13-439	P6	Vandlgard entrance/office lock with automatic unlocking and outside key override feature (specify LV9056 with XL13-439 as special option)	\$1,695	\$1,805	\$1,817	\$1,835	\$1,835				
L9070	P6	Classroom lock, exterior lockdown only	\$1,215	\$1,325	\$1,337	\$1,355	\$1,355				
LV9070	P6	Vandlgard classroom lock, exterior lockdown only	\$1,362	\$1,472	\$1,484	\$1,502	\$1,502				
L9076	P6	Classroom holdback lock, exterior lockdown only	\$1,215	\$1,325	\$1,337	\$1,355	\$1,355				
LV9076	P6	Vandlgard classroom holdback lock, exterior lockdown only	\$1,362	\$1,472	\$1,484	\$1,502	\$1,502				
L9080	P6	Storeroom lock	\$1,215	\$1,325	\$1,337	\$1,355	\$1,355				
LV9080	P6	Vandlgard storeroom lock	\$1,362	\$1,472	\$1,484	\$1,502	\$1,502				
L9081	P6	Accessible storeroom lock	\$1,215	\$1,325	\$1,337	\$1,355	\$1,355				
LV9081	P6	Vandlgard accessible storeroom lock	\$1,362	\$1,472	\$1,484	\$1,502	\$1,502				
L9092EL	P6	Electrically locking outside lever, outside cylinder	\$1,737	\$1,847	\$1,859	\$1,877	\$1,877				
LV9092EL	P6	Vandlgard electrically locking outside lever, outside cylinder	\$1,884	\$1,994	\$2,006	\$2,024	\$2,024				
L9092EU	P6	Electrically unlocking outside lever, outside cylinder	\$1,737	\$1,847	\$1,859	\$1,877	\$1,877				
LV9092EU	P6	Vandlgard electrically unlocking outside lever, outside cylinder	\$1,884	\$1,994	\$2,006	\$2,024	\$2,024				
L9093EL	P6	Electrically locking both levers, outside cylinder	\$1,737	\$1,847	\$1,859	\$1,877	\$1,877				
LV9093EL	P6	Vandlgard electrically locking both levers, outside cylinder	\$1,884	\$1,994	\$2,006	\$2,024	\$2,024				
L9093EU	P6	Electrically unlocking both levers, outside cylinder	\$1,737	\$1,847	\$1,859	\$1,877	\$1,877				
LV9093EU	P6	Vandlgard electrically unlocking both levers, outside cylinder	\$1,884	\$1,994	\$2,006	\$2,024	\$2,024				
KEYED, DOUBLE CYLINDER, NON-DEADBOLT FUNCTIONS			ROSE TRIM								
L9060	P6	Apartment entrance lock	\$1,347	\$1,457	\$1,469	\$1,487	\$1,487				
LV9060	P6	Vandlgard apartment entrance lock	\$1,494	\$1,604	\$1,616	\$1,634	\$1,634				
L9066 ¹	P6	Store lock	\$2,014	\$2,124	\$2,136	\$2,154	\$2,154				
L9071	P6	Classroom security lock, interior/exterior lockdown	\$1,347	\$1,457	\$1,469	\$1,487	\$1,487				
LV9071	P6	Vandlgard classroom security lock, interior/exterior lockdown	\$1,494	\$1,604	\$1,616	\$1,634	\$1,634				

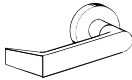
1. Not available as sold separate lock chassis.

☒ Extended lead time

COMPLETE LOCKS			STANDARD STYLES						M COLLECTION			
 ROSE TRIM ☞ Denotes a product that requires handing to be specified. Split finishes and designs will be priced at the highest list price of the design and/or finish. Keyed function pricing based on P6 cylinder with open S123 keyway. See page 157 for additional cylinder and keyway options. 41 and 42 knobs not available on Vandlgard functions.			03	01☞	02☞	01☞	02☞	01☞	02☞	M51	M52	
				-	05☞	03	05☞	03	05☞	M53☞	M54☞	
				06	07	06	07	06	07	M55☞	M56☞	
				12☞	17	12☞	17	12☞	17	M61☞☞	M63☞☞	
				18☞	ACC☞	18☞	OME	☞18	OME	M81	M82☞	
				AST☞	LAT☞	41☞	42☞	41☞	42☞	M83☞	M84☞	
				LON☞	MER☞☞	ACC☞	AST☞	LAT☞	LON☞	M85☞☞	ME1☞☞	
				OME	41☞	LAT☞	LON☞			ME2☞☞	ME3☞	
				42☞		MER☞☞				M57☞	M62☞☞	
						N/A in 612		N/A in 613		Available only in 629 and 630		
SERIES + FUNCTION			CYL	DESCRIPTION								
L9077			P6	Classroom security holdback lock, interior/exterior lockdown								
LV9077			P6	Vandlgard classroom security holdback lock, interior/exterior lockdown								
L9082			P6	Institution lock								
LV9082			P6	Vandlgard institution lock								
L9095EL			P6	Electrically locking both levers, inside and outside cylinder								
LV9095EL			P6	Vandlgard electrically locking both levers, inside and outside cylinder								
L9095EU			P6	Electrically unlocking both levers, inside and outside cylinder								
LV9095EU			P6	Vandlgard electrically unlocking both levers, inside and outside cylinder								
KEYED, SINGLE CYLINDER, DEADBOLT FUNCTIONS			ROSE TRIM									
L9453			P6	Entrance/office lock with deadbolt								
LV9453			P6	Vandlgard entrance/office lock with deadbolt								
L9456			P6	Corridor lock with deadbolt								
L9456 with XL13-439			P6	Corridor lock with deadbolt and outside key override feature (specify L9456 with XL13-439 as special option)								
LV9456			P6	Vandlgard corridor lock with deadbolt								
LV9456 with XL13-439			P6	Vandlgard corridor lock with deadbolt and outside key override feature (specify LV9456 with XL13-439 as special option)								
L9465			P6	Closet/storeroom lock								
L9473			P6	Dormitory/bedroom lock								
L9480			P6	Storeroom lock with deadbolt								
L9480 with XL13-439			P6	Storeroom lock with deadbolt and outside key override feature (specify L9480 with XL13-439 as special option)								
LV9480			P6	Vandlgard storeroom lock with deadbolt								
LV9480 with XL13-439			P6	Vandlgard storeroom lock with deadbolt and outside key override feature (specify LV9480 with XL13-439 as special option)								
L9485			P6	Faculty restroom/hotel lock with deadbolt								
L9485 with XL13-439			P6	Faculty restroom/hotel lock with deadbolt and outside key override feature (specify L9485 with XL13-439 as special option)								
LV9485			P6	Vandlgard faculty restroom/hotel lock with deadbolt								

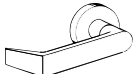
1. Not available as sold separate lock chassis.
 ☞ Extended lead time

CYLINDRICAL
DEADBOLTS
MORTISE
MULTIPOINT
INTERCONNECT
TUBULAR
SPECIALTY
PORTABLE
CYLINDERS / KEYS
TOOLS / KITS
MERCHANDISING
FORMS

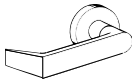
COMPLETE LOCKS			STANDARD STYLES						M COLLECTION	
 <p>ROSE TRIM</p> <p>☞ Denotes a product that requires handing to be specified.</p> <p>Split finishes and designs will be priced at the highest list price of the design and/or finish.</p> <p>Keyed function pricing based on P6 cylinder with open S123 keyway. See page 157 for additional cylinder and keyway options.</p> <p>41 and 42 knobs not available on Vandlgard functions.</p>			01☞	02☞	01☞	02☞	01☞	02☞	M51	M52
			-	05☞	03	05☞	03	05☞	M53☞	M54☞
		06	07	06	07	06	07	M55☞	M56☞	
		12☞	17	12☞	17	12☞	17	M61☞☞	M63☞☞	
		18☞	ACC☞	18☞	OME	☞18	OME	M81	M82☞	
		AST☞	LAT☞	41☞	42☞	41☞	42☞	M83☞	M84☞	
		LON☞	MER☞	ACC☞	AST☞	LAT☞	LON☞	M85☞☞	ME1☞☞	
		OME	41☞	LAT☞	LON☞			ME2☞☞	ME3☞	
		42☞		MER☞				M57☞	M62☞☞	
				N/A in 612		N/A in 613		Available only in 629 and 630		
SERIES + FUNCTION CYL DESCRIPTION			FINISHES							
			626	626	605, 606, 609, 612, 619, 622, 625, 643e <small>(612 not available on C, AVA or MER roses)</small>	613, 629, 630 <small>(613 not available on C, AVA or MER roses; 629 and 630 not available on AVA or MER roses)</small>	605, 606, 609, 619, 622, 625, 626, 629, 630, 643e			
LV9485 with XL13-439	P6	Vandlgard faculty restroom/hotel lock with deadbolt and outside key override feature (specify L9485 with XL13-439 as special option)	\$1,662	\$1,772	\$1,784	\$1,802	\$1,802	\$1,802		
L9485 with XL11-557	P6	Prison function lock; available with 41 or 42 knobs only (specify L9485 with XL11-557 as a special option)	N/A	\$2,479	\$2,491	\$2,509	\$2,509	N/A		
L9486	P6	Faculty restroom/hotel lock with chevron indicator (Do Not Disturb); not available in 609 finish	\$1,389	\$1,499	\$1,511	\$1,529	\$1,529	\$1,529		
L9486 with XL13-439	P6	Faculty restroom/hotel lock with chevron indicator and outside key override feature (specify L9486 with XL13-439 as special option)	\$1,599	\$1,709	\$1,721	\$1,739	\$1,739	\$1,739		
LV9486	P6	Vandlgard faculty restroom/hotel lock with chevron indicator (Do Not Disturb); not available in 609 finish	\$1,536	\$1,646	\$1,658	\$1,676	\$1,676	\$1,676		
LV9486 with XL13-439	P6	Vandlgard faculty restroom/hotel lock with chevron indicator and outside key override feature (specify LV9486 with XL13-439 as special option)	\$1,746	\$1,856	\$1,868	\$1,886	\$1,886	\$1,886		
L9486 with L583-375	P6	Faculty restroom/hotel lock with chevron indicator (Occupied) (specify L9486 with L583-375 as the indicator)	\$1,389	\$1,499	\$1,511	\$1,529	\$1,529	\$1,529		
LV9486 with L583-375	P6	Vandlgard faculty restroom/hotel lock with chevron indicator (Occupied) (specify LV9486 with L583-375 as the indicator)	\$1,536	\$1,646	\$1,658	\$1,676	\$1,676	\$1,676		
L9496	P6	Corridor lock with chevron indicator, not available in 609 finish	\$1,389	\$1,499	\$1,511	\$1,529	\$1,529	\$1,529		
L9496 with XL13-439	P6	Corridor lock with chevron indicator and outside key override feature (specify L9496 with XL13-439 as special option)	\$1,599	\$1,709	\$1,721	\$1,739	\$1,739	\$1,739		
LV9496	P6	Vandlgard corridor lock with chevron indicator, not available in 609 finish	\$1,536	\$1,646	\$1,658	\$1,676	\$1,676	\$1,676		
LV9496 with XL13-439	P6	Vandlgard corridor lock with chevron indicator and outside key override feature (specify LV9496 with XL13-439 as special option)	\$1,746	\$1,856	\$1,868	\$1,886	\$1,886	\$1,886		
L9492EL	P6	Electrically locking outside lever, outside cylinder, inside thumbturn, with deadbolt	\$2,069	\$2,179	\$2,191	\$2,209	\$2,209	\$2,209		
L9492EL with XL13-439	P6	Electrically locking outside lever, outside cylinder, inside thumbturn with deadbolt and outside key override feature (specify L9492EL with XL13-439 as special option)	\$2,279	\$2,389	\$2,401	\$2,419	\$2,419	\$2,419		

1. Not available as sold separate lock chassis.

☞ Extended lead time

COMPLETE LOCKS			STANDARD STYLES				M COLLECTION				
 ROSE TRIM ☞ Denotes a product that requires handing to be specified. Split finishes and designs will be priced at the highest list price of the design and/or finish. Keyed function pricing based on P6 cylinder with open S123 keyway. See page 157 for additional cylinder and keyway options. 41 and 42 knobs not available on Vandlgard functions.			03	01☞	02☞	01☞	02☞	01☞	02☞	M51	M52
				-	05☞	03	05☞	03	05☞	M53☞	M54☞
				06	07	06	07	06	07	M55☞	M56☞
				12☞	17	12☞	17	12☞	17	M61☞☞	M63☞☞
				18☞	ACC☞	18☞	OME	☞18	OME	M81	M82☞
				AST☞	LAT☞	41☞	42☞	41☞	42☞	M83☞	M84☞
				LON☞	MER☞	ACC☞	AST☞	LAT☞	LON☞	M85☞☞	ME1☞☞
				OME	41☞	LAT☞	LON☞			ME2☞☞	ME3☞
				42☞		MER☞				M57☞	M62☞☞
						N/A in 612		N/A in 613		Available only in 629 and 630	
			FINISHES								
SERIES + FUNCTION			626	626	605, 606, 609, 612, 619, 622, 625, 643e <small>(612 not available on C, AVA or MER roses)</small>	613, 629, 630 <small>(613 not available on C, AVA or MER roses; 629 and 630 not available on AVA or MER roses)</small>	605, 606, 609, 619, 622, 625, 626, 629, 630, 643e				
CYL	DESCRIPTION										
LV9492EL	P6	Vandlgard electrically locking outside lever, outside cylinder, inside thumbturn, with deadbolt	\$2,216	\$2,326	\$2,338	\$2,356	\$2,356				
LV9492EL with XL13-439	P6	Vandlgard electrically locking outside lever, outside cylinder, inside thumbturn with deadbolt and outside key override feature (specify LV9492EL with XL13-439 as special option)	\$2,426	\$2,536	\$2,548	\$2,566	\$2,566				
L9492EU	P6	Electrically unlocking outside lever, outside cylinder, inside thumbturn, with deadbolt	\$2,069	\$2,179	\$2,191	\$2,209	\$2,209				
L9492EU with XL13-439	P6	Electrically unlocking outside lever, outside cylinder, inside thumbturn with deadbolt and outside key override feature (specify L9492EU with XL13-439 as special option)	\$2,279	\$2,389	\$2,401	\$2,419	\$2,419				
LV9492EU	P6	Vandlgard electrically unlocking outside lever, outside cylinder, inside thumbturn, with deadbolt	\$2,216	\$2,326	\$2,338	\$2,356	\$2,356				
LV9492EU with XL13-439	P6	Vandlgard electrically unlocking outside lever, outside cylinder, inside thumbturn with deadbolt and outside key override feature (specify L9492EU with XL13-439 as special option)	\$2,426	\$2,536	\$2,548	\$2,566	\$2,566				
L9493EL	P6	Electrically locking both levers, outside cylinder, inside thumbturn, with deadbolt	\$2,069	\$2,179	\$2,191	\$2,209	\$2,209				
L9493EL with XL13-439	P6	Electrically locking both levers, outside cylinder, inside thumbturn with deadbolt and outside key override feature (specify L9493EL with XL13-439 as special option)	\$2,279	\$2,389	\$2,401	\$2,419	\$2,419				
LV9493EL	P6	Vandlgard electrically locking both levers, outside cylinder, inside thumbturn, with deadbolt	\$2,216	\$2,326	\$2,338	\$2,356	\$2,356				
LV9493EL with XL13-439	P6	Vandlgard electrically locking both levers, outside cylinder, inside thumbturn with deadbolt and outside key override feature (specify L9493EL with XL13-439 as special option)	\$2,426	\$2,536	\$2,548	\$2,566	\$2,566				
L9493EU	P6	Electrically unlocking both levers, outside cylinder, inside thumbturn, with deadbolt	\$2,069	\$2,179	\$2,191	\$2,209	\$2,209				
L9493EU with XL13-439	P6	Electrically unlocking both levers, outside cylinder, inside thumbturn with deadbolt and outside key override feature (specify L9493EU with XL13-439 as special option)	\$2,279	\$2,389	\$2,401	\$2,419	\$2,419				
LV9493EU	P6	Vandlgard electrically unlocking both levers, outside cylinder, inside thumbturn, with deadbolt	\$2,216	\$2,326	\$2,338	\$2,356	\$2,356				

1. Not available as sold separate lock chassis.
 ☞ Extended lead time

COMPLETE LOCKS			STANDARD STYLES				M COLLECTION				
 ROSE TRIM ☞ Denotes a product that requires handing to be specified. Split finishes and designs will be priced at the highest list price of the design and/or finish. Keyed function pricing based on P6 cylinder with open S123 keyway. See page 157 for additional cylinder and keyway options. 41 and 42 knobs not available on Vandlgard functions.			03	01☞	02☞	01☞	02☞	01☞	02☞	M51	M52
				-	05☞	03	05☞	03	05☞	M53☞	M54☞
				06	07	06	07	06	07	M55☞	M56☞
				12☞	17	12☞	17	12☞	17	M61☞☞	M63☞☞
				18☞	ACC☞	18☞	OME	☞18	OME	M81	M82☞
				AST☞	LAT☞	41☞	42☞	41☞	42☞	M83☞	M84☞
				LON☞	MER☞	ACC☞	AST☞	LAT☞	LON☞	M85☞☞	ME1☞☞
				OME	41☞	LAT☞	LON☞			ME2☞☞	ME3☞
				42☞		MER☞				M57☞	M62☞☞
						N/A in 612		N/A in 613		Available only in 629 and 630	
FINISHES											
			626	626	605, 606, 609, 612, 619, 622, 625, 643e <small>(612 not available on C, AVA or MER roses)</small>		613, 629, 630 <small>(613 not available on C, AVA or MER roses; 629 and 630 not available on AVA or MER roses)</small>		605, 606, 609, 619, 622, 625, 626, 629, 630, 643e		
SERIES + FUNCTION CYL DESCRIPTION											
LV9493EU with XL13-439	P6	Vandlgard electrically unlocking both levers, outside cylinder, inside thumbturn with deadbolt and outside key override feature (specify L9493EU with XL13-439 as special option)	\$2,426	\$2,536	\$2,548	\$2,566	\$2,566				
KEYED, DOUBLE CYLINDER, DEADBOLT FUNCTIONS			ROSE TRIM								
L9457	P6	Classroom security lock with deadbolt	\$1,388	\$1,498	\$1,510	\$1,528	\$1,528				
LV9457	P6	Vandlgard classroom security lock with deadbolt	\$1,535	\$1,645	\$1,657	\$1,675	\$1,675				
L9458	P6	Classroom security lock with deadbolt and auxiliary latch	\$1,388	\$1,498	\$1,510	\$1,528	\$1,528				
LV9458	P6	Vandlgard classroom security lock with deadbolt and auxiliary latch	\$1,535	\$1,645	\$1,657	\$1,675	\$1,675				
L9466	P6	Utility room/storeroom lock	\$1,347	\$1,457	\$1,469	\$1,487	\$1,487				
L9482	P6	Institution lock with deadbolt (specify L9482 with XL11-543 as a special option)	\$2,244	\$2,354	\$2,366	\$2,384	\$2,384				
LV9482 with XL11-543	P6	Vandlgard institution lock with deadbolt (specify L9482 with XL11-543 as a special option)	\$2,391	\$2,501	\$2,513	\$2,531	\$2,531				
L9494EL	P6	Electrically locking outside lever, inside and outside cylinders, with deadbolt	\$2,204	\$2,314	\$2,326	\$2,344	\$2,344				
LV9494EL	P6	Vandlgard electrically locking outside lever, inside and outside cylinders, with deadbolt	\$2,351	\$2,461	\$2,473	\$2,491	\$2,491				
L9494EU	P6	Electrically unlocking outside lever, inside and outside cylinders, with deadbolt	\$2,204	\$2,314	\$2,326	\$2,344	\$2,344				
LV9494EU	P6	Vandlgard electrically unlocking outside lever, inside and outside cylinders, with deadbolt	\$2,351	\$2,461	\$2,473	\$2,491	\$2,491				
L9495EL	P6	Electrically locking both levers, inside and outside cylinders, with deadbolt	\$2,204	\$2,314	\$2,326	\$2,344	\$2,344				
LV9495EL	P6	Vandlgard electrically locking both levers, inside and outside cylinders, with deadbolt	\$2,351	\$2,461	\$2,473	\$2,491	\$2,491				
L9495EU	P6	Electrically unlocking both levers, inside and outside cylinders, with deadbolt	\$2,204	\$2,314	\$2,326	\$2,344	\$2,344				
LV9495EU	P6	Vandlgard electrically unlocking both levers, inside and outside cylinders, with deadbolt	\$2,351	\$2,461	\$2,473	\$2,491	\$2,491				

1. Not available as sold separate lock chassis.
 ☞ Extended lead time

COMPLETE LOCKS		STANDARD STYLES				M COLLECTION	
<p>ESCUTCHEON TRIM</p> <p>☞ Denotes a product that requires handing to be specified.</p> <p>Split finishes and designs will be priced at the highest list price of the design and/or finish.</p> <p>Keyed function pricing based on P6 cylinder with open S123 keyway. See page 157 for additional cylinder and keyway options.</p> <p>41 and 42 knobs not available on Vandlgard functions.</p>		01☞ 02☞	01☞ 02☞	01☞ 02☞	M51	M52	
		03 05☞	03 05☞	03 05☞	M53☞	M54☞	
		06 07	06 07	06 07	M55☞	M56☞	
		12☞ 17	12☞ 17	12☞ 17	M61☞☞	M63☞☞	
		18☞ ACC☞	18☞ OME	☞18 OME	M81	M82☞	
		AST☞ LAT☞	41☞ 42☞	41☞ 42☞	M83☞	M84☞	
		LON☞ MER☞	ACC☞ AST☞	LAT☞ LON☞	M85☞☞	ME1☞☞	
		OME 41☞	LAT☞ LON☞		ME2☞☞	ME3☞	
		42☞	MER☞		M57☞	M62☞☞	
			N/A in 612	N/A in 613	Available only in 629 and 630		
FINISHES							
	626	605, 606, 609, 612, 619, 622, 625, 643e	613, 629, 630	605, 606, 609, 619, 622, 625, 626, 629, 630, 643e			
SERIES + FUNCTION CYL DESCRIPTION							
NON-KEYED FUNCTIONS							
L9010	Passage latch	\$1,063	\$1,075	\$1,093	\$1,093		
L9025	Exit or communicating lock	\$856	\$862	\$871	\$871		
L9040	Bath/bedroom privacy lock	\$1,220	\$1,232	\$1,250	\$1,250		
LV9040	Vandlgard bath/bedroom privacy lock	\$1,367	\$1,379	\$1,397	\$1,397		
L9040 with XL11-446	Privacy with turns both sides, not available on N escutcheon (specify L9040 with XL11-446 as a special option)	\$1,895	\$1,907	\$1,925	\$1,925		
LV9040 with XL11-446	Vandlgard privacy with turns both sides, not available on N escutcheon (specify L9040 with XL11-446 as a special option)	\$2,042	\$2,054	\$2,072	\$2,072		
L9044	Privacy with coin turn outside	\$1,160	\$1,172	\$1,190	\$1,190		
LV9044	Vandlgard privacy with coin turn outside	\$1,307	\$1,319	\$1,337	\$1,337		
L9110 ¹	Full dummy trim with active levers (specify L9110 with XL11-741 as a special option)	\$1,508	\$1,520	\$1,538	\$1,538		
L9412	Exit lock with deadbolt (specify L9412 with XL11-907 as a special option)	\$1,923	\$1,935	\$1,953	\$1,953		
L9440	Privacy with deadbolt	\$1,398	\$1,410	\$1,428	\$1,428		
LV9440	Vandlgard privacy with deadbolt	\$1,545	\$1,557	\$1,575	\$1,575		
L9444	Privacy with deadbolt and coin turn outside	\$1,335	\$1,347	\$1,365	\$1,365		
LV9444	Vandlgard privacy with deadbolt and coin turn outside	\$1,482	\$1,494	\$1,512	\$1,512		
L9090EL	Electrically locking outside lever, no cylinder	\$1,743	\$1,755	\$1,773	\$1,773		
LV9090EL	Vandlgard electrically locking outside lever, no cylinder	\$1,890	\$1,902	\$1,920	\$1,920		
L9090EU	Electrically unlocking outside lever, no cylinder	\$1,743	\$1,755	\$1,773	\$1,773		
LV9090EU	Vandlgard electrically unlocking outside lever, no cylinder	\$1,890	\$1,902	\$1,920	\$1,920		
L9091EL	Electrically locking both levers, no cylinder	\$1,743	\$1,755	\$1,773	\$1,773		
LV9091EL	Vandlgard electrically locking both levers, no cylinder	\$1,890	\$1,902	\$1,920	\$1,920		
L9091EU	Electrically unlocking both levers, no cylinder	\$1,743	\$1,755	\$1,773	\$1,773		
LV9091EU	Vandlgard electrically unlocking both levers, no cylinder	\$1,890	\$1,902	\$1,920	\$1,920		
NON-KEYED DUMMY FUNCTIONS							
L0170	Half dummy trim	\$387	\$393	\$402	\$402		
L0172	Full dummy trim	\$772	\$784	\$802	\$802		
L9175	Half dummy trim with lock case	\$569	\$575	\$584	\$584		
L9176	Full dummy trim with lock case	\$943	\$955	\$973	\$973		

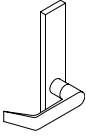
1. Not available as sold separate lock chassis.

☞ Extended lead time

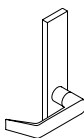
COMPLETE LOCKS			STANDARD STYLES				M COLLECTION	
<p>ESCUTCHEON TRIM</p> <p>☞ Denotes a product that requires handing to be specified.</p> <p>Split finishes and designs will be priced at the highest list price of the design and/or finish.</p> <p>Keyed function pricing based on P6 cylinder with open S123 keyway. See page 157 for additional cylinder and keyway options.</p> <p>41 and 42 knobs not available on Vandlgard functions.</p>	01☞	02☞	01☞	02☞	01☞	02☞	M51	M52
	03	05☞	03	05☞	03	05☞	M53☞	M54☞
	06	07	06	07	06	07	M55☞	M56☞
	12☞	17	12☞	17	12☞	17	M61☞☞	M63☞☞
	18☞	ACC☞	18☞	OME	☞18	OME	M81	M82☞
	AST☞	LAT☞	41☞	42☞	41☞	42☞	M83☞	M84☞
	LON☞	MER☞	ACC☞	AST☞	LAT☞	LON☞	M85☞☞	ME1☞☞
	OME	41☞	LAT☞	LON☞			ME2☞☞	ME3☞☞
	42☞		MER☞				M57☞	M62☞☞
			N/A in 612		N/A in 613		Available only in 629 and 630	
FINISHES								
SERIES + FUNCTION CYL DESCRIPTION			626	605, 606, 609, 612, 619, 622, 625, 643e	613, 629, 630	605, 606, 609, 619, 622, 625, 626, 629, 630, 643e		
KEYED, SINGLE CYLINDER, NON-DEADBOLT FUNCTIONS								
L9026	P6	Exit lock with cylinder (not available with N escutcheon)	\$1,151	\$1,157	\$1,166	\$1,166		
L9050	P6	Entrance/office lock	\$1,354	\$1,366	\$1,384	\$1,384		
LV9050	P6	Vandlgard entrance/office lock	\$1,501	\$1,513	\$1,531	\$1,531		
L9056	P6	Entrance/office lock with automatic unlocking	\$1,477	\$1,489	\$1,507	\$1,507		
L9056 with XL13-439	P6	Entrance/office lock with automatic unlocking and outside key override feature (specify L9056 with XL13-439 as special option)	\$1,687	\$1,699	\$1,717	\$1,717		
LV9056	P6	Vandlgard entrance/office lock with automatic unlocking	\$1,624	\$1,636	\$1,654	\$1,654		
LV9056 with XL13-439	P6	Vandlgard entrance/office lock with automatic unlocking and outside key override feature (specify LV9056 with XL13-439 as special option)	\$1,834	\$1,846	\$1,864	\$1,864		
L9070	P6	Classroom lock, exterior lockdown only	\$1,354	\$1,366	\$1,384	\$1,384		
LV9070	P6	Vandlgard classroom lock, exterior lockdown only	\$1,501	\$1,513	\$1,531	\$1,531		
L9076	P6	Classroom holdback lock, exterior lockdown only	\$1,354	\$1,366	\$1,384	\$1,384		
LV9076	P6	Vandlgard classroom holdback lock, exterior lockdown only	\$1,501	\$1,513	\$1,531	\$1,531		
L9080	P6	Storeroom lock	\$1,354	\$1,366	\$1,384	\$1,384		
LV9080	P6	Vandlgard storeroom lock	\$1,501	\$1,513	\$1,531	\$1,531		
L9081	P6	Accessible storeroom lock	\$1,354	\$1,366	\$1,384	\$1,384		
LV9081	P6	Vandlgard accessible storeroom lock	\$1,501	\$1,513	\$1,531	\$1,531		
L9092EL	P6	Electrically locking outside lever, outside cylinder	\$1,876	\$1,888	\$1,906	\$1,906		
LV9092EL	P6	Vandlgard electrically locking outside lever, outside cylinder	\$2,023	\$2,035	\$2,053	\$2,053		
L9092EU	P6	Electrically unlocking outside lever, outside cylinder	\$1,876	\$1,888	\$1,906	\$1,906		
LV9092EU	P6	Vandlgard electrically unlocking outside lever, outside cylinder	\$2,023	\$2,035	\$2,053	\$2,053		
L9093EL	P6	Electrically locking both levers, outside cylinder	\$1,876	\$1,888	\$1,906	\$1,906		
LV9093EL	P6	Vandlgard electrically locking both levers, outside cylinder	\$2,023	\$2,035	\$2,053	\$2,053		
L9093EU	P6	Electrically unlocking both levers, outside cylinder	\$1,876	\$1,888	\$1,906	\$1,906		
LV9093EU	P6	Vandlgard electrically unlocking both levers, outside cylinder	\$2,023	\$2,035	\$2,053	\$2,053		
KEYED, DOUBLE CYLINDER, NON-DEADBOLT FUNCTIONS								
L9060	P6	Apartment entrance lock	\$1,486	\$1,498	\$1,516	\$1,516		
LV9060	P6	Vandlgard apartment entrance lock	\$1,633	\$1,645	\$1,663	\$1,663		
L9066 ¹	P6	Store lock	\$2,153	\$2,165	\$2,183	\$2,183		
L9071	P6	Classroom security lock, interior/exterior lockdown	\$1,486	\$1,498	\$1,516	\$1,516		
LV9071	P6	Vandlgard classroom security lock, interior/exterior lockdown	\$1,633	\$1,645	\$1,663	\$1,663		

1. Not available as sold separate lock chassis.

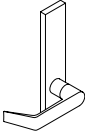
☞ Extended lead time

COMPLETE LOCKS			STANDARD STYLES				M COLLECTION			
 <p>ESCUTCHEON TRIM</p> <p>☞ Denotes a product that requires handing to be specified.</p> <p>Split finishes and designs will be priced at the highest list price of the design and/or finish.</p> <p>Keyed function pricing based on P6 cylinder with open S123 keyway. See page 157 for additional cylinder and keyway options.</p> <p>41 and 42 knobs not available on Vandlgard functions.</p>			01☒	02☒	01☒	02☒	01☒	02☒	M51	M52
			03	05☒	03	05☒	03	05☒	M53☒	M54☒
			06	07	06	07	06	07	M55☒	M56☒
			12☞	17	12☞	17	12☞	17	M61☒☞	M63☒☞
			18☒	ACC☞	18☒	OME	☒18	OME	M81	M82☒
			AST☞	LAT☒	41☒	42☒	41☒	42☒	M83☒	M84☒
			LON☒	MER☞	ACC☞	AST☞	LAT☒	LON☒	M85☒☞	ME1☒☞
			OME	41☒	LAT☒	LON☒			ME2☒☞	ME3☒
			42☒		MER☞				M57☒	M62☒☞
					N/A in 612		N/A in 613		Available only in 629 and 630	
FINISHES										
SERIES + FUNCTION			CYL	DESCRIPTION	626	605, 606, 609, 612, 619, 622, 625, 643e	613, 629, 630	605, 606, 609, 619, 622, 625, 626, 629, 630, 643e		
L9077	P6	Classroom security holdback lock, interior/exterior lockdown			\$1,486	\$1,498	\$1,516	\$1,516		
LV9077	P6	Vandlgard classroom security holdback lock, interior/exterior lockdown			\$1,633	\$1,645	\$1,663	\$1,663		
L9082	P6	Institution lock			\$1,486	\$1,498	\$1,516	\$1,516		
LV9082	P6	Vandlgard institution lock			\$1,633	\$1,645	\$1,663	\$1,663		
L9095EL	P6	Electrically locking both levers, inside and outside cylinder			\$2,010	\$2,022	\$2,040	\$2,040		
LV9095EL	P6	Vandlgard electrically locking both levers, inside and outside cylinder			\$2,157	\$2,169	\$2,187	\$2,187		
L9095EU	P6	Electrically unlocking both levers, inside and outside cylinder			\$2,010	\$2,022	\$2,040	\$2,040		
LV9095EU	P6	Vandlgard electrically unlocking both levers, inside and outside cylinder			\$2,157	\$2,169	\$2,187	\$2,187		
KEYED, SINGLE CYLINDER, DEADBOLT FUNCTIONS										
L9453	P6	Entrance/office lock with deadbolt			\$1,398	\$1,410	\$1,428	\$1,428		
LV9453	P6	Vandlgard entrance/office lock with deadbolt			\$1,545	\$1,557	\$1,575	\$1,575		
L9456	P6	Corridor lock with deadbolt			\$1,398	\$1,410	\$1,428	\$1,428		
L9456 with XL13-439	P6	Corridor lock with deadbolt and outside key override feature (specify L9456 with XL13-439 as special option)			\$1,608	\$1,620	\$1,638	\$1,638		
LV9456	P6	Vandlgard corridor lock with deadbolt			\$1,545	\$1,557	\$1,575	\$1,575		
LV9456 with XL13-439	P6	Vandlgard corridor lock with deadbolt and outside key override feature (specify LV9456 with XL13-439 as special option)			\$1,755	\$1,767	\$1,785	\$1,785		
L9465	P6	Closet/storeroom Lock			\$1,398	\$1,410	\$1,428	\$1,428		
L9473	P6	Dormitory/bedroom lock			\$1,398	\$1,410	\$1,428	\$1,428		
L9480	P6	Storeroom lock with deadbolt			\$1,529	\$1,541	\$1,559	\$1,559		
L9480 with XL13-439	P6	Storeroom lock with deadbolt and outside key override feature (specify L9480 with XL13-439 as special option)			\$1,739	\$1,751	\$1,769	\$1,769		
LV9480	P6	Vandlgard storeroom lock with deadbolt			\$1,676	\$1,688	\$1,706	\$1,706		
LV9480 with XL13-439	P6	Vandlgard storeroom lock with deadbolt and outside key override feature (specify LV9480 with XL13-439 as special option)			\$1,886	\$1,898	\$1,916	\$1,916		
L9485	P6	Faculty restroom/hotel lock with deadbolt			\$1,444	\$1,456	\$1,474	\$1,474		
L9485 with XL13-439	P6	Faculty restroom/hotel lock with deadbolt and outside key override feature (specify L9485 with XL13-439 as special option)			\$1,654	\$1,666	\$1,684	\$1,684		
LV9485	P6	Vandlgard faculty restroom/hotel lock with deadbolt			\$1,591	\$1,603	\$1,621	\$1,621		
L9485 with XL11-557	P6	Prison function lock, available on L escutcheon only (specify L9485 with XL11-557 as a special option)			\$2,508	\$2,520	\$2,538	N/A		

1. Not available as sold separate lock chassis.
 ☒ Extended lead time

COMPLETE LOCKS			STANDARD STYLES				M COLLECTION			
 <p>ESCUTCHEON TRIM</p> <p>☞ Denotes a product that requires handing to be specified.</p> <p>Split finishes and designs will be priced at the highest list price of the design and/or finish.</p> <p>Keyed function pricing based on P6 cylinder with open S123 keyway. See page 157 for additional cylinder and keyway options.</p> <p>41 and 42 knobs not available on Vandlgard functions.</p>			01☞	02☞	01☞	02☞	01☞	02☞	M51	M52
			03	05☞	03	05☞	03	05☞	M53☞	M54☞
			06	07	06	07	06	07	M55☞	M56☞
			12☞	17	12☞	17	12☞	17	M61☞☞	M63☞☞
			18☞	ACC☞	18☞	OME	☞18	OME	M81	M82☞
			AST☞	LAT☞	41☞	42☞	41☞	42☞	M83☞	M84☞
			LON☞	MER☞	ACC☞	AST☞	LAT☞	LON☞	M85☞☞	ME1☞☞
			OME	41☞	LAT☞	LON☞			ME2☞☞	ME3☞☞
			42☞		MER☞				M57☞	M62☞☞
					N/A in 612		N/A in 613		Available only in 629 and 630	
FINISHES										
SERIES + FUNCTION			CYL	DESCRIPTION	626	605, 606, 609, 612, 619, 622, 625, 643e	613, 629, 630	605, 606, 609, 619, 622, 625, 626, 629, 630, 643e		
L9492EL	P6	Electrically locking outside lever, outside cylinder, inside thumbturn, with deadbolt			\$2,208	\$2,220	\$2,238	\$2,238		
L9492EL with XL13-439	P6	Electrically locking/unlocking outside lever, outside cylinder, inside thumbturn with deadbolt and outside key override feature (specify L9492EL with XL13-439 as special option)			\$2,418	\$2,430	\$2,448	\$2,448		
LV9492EL	P6	Vandlgard electrically locking outside lever, outside cylinder, inside thumbturn, with deadbolt			\$2,355	\$2,367	\$2,385	\$2,385		
LV9492EL with XL13-439	P6	Vandlgard electrically locking/unlocking outside lever, outside cylinder, inside thumbturn with deadbolt and outside key override feature (specify LV9492EL with XL13-439 as special option)			\$2,565	\$2,577	\$2,595	\$2,595		
L9492EU	P6	Electrically unlocking outside lever, outside cylinder, inside thumbturn, with deadbolt			\$2,208	\$2,220	\$2,238	\$2,238		
L9492EU with XL13-439	P6	Electrically locking/unlocking outside lever, outside cylinder, inside thumbturn with deadbolt and outside key override feature (specify L9492EU with XL13-439 as special option)			\$2,418	\$2,430	\$2,448	\$2,448		
LV9492EU	P6	Vandlgard electrically unlocking outside lever, outside cylinder, inside thumbturn, with deadbolt			\$2,355	\$2,367	\$2,385	\$2,385		
LV9492EU with XL13-439	P6	Vandlgard electrically locking/unlocking outside lever, outside cylinder, inside thumbturn with deadbolt and outside key override feature (specify LV9492EU with XL13-439 as special option)			\$2,565	\$2,577	\$2,595	\$2,595		
L9493EL	P6	Electrically locking both levers, outside cylinder, inside thumbturn, with deadbolt			\$2,208	\$2,220	\$2,238	\$2,238		
L9493EL with XL13-439	P6	Electrically locking/unlocking both levers, outside cylinder, inside thumbturn with deadbolt and outside key override feature (specify L9493EL with XL13-439 as special option)			\$2,418	\$2,430	\$2,448	\$2,448		
LV9493EL	P6	Vandlgard electrically locking both levers, outside cylinder, inside thumbturn, with deadbolt			\$2,355	\$2,367	\$2,385	\$2,385		
LV9493EL with XL13-439	P6	Vandlgard electrically locking/unlocking both levers, outside cylinder, inside thumbturn with deadbolt and outside key override feature (specify LV9493EL with XL13-439 as special option)			\$2,565	\$2,577	\$2,595	\$2,595		
L9493EU	P6	Electrically unlocking both levers, outside cylinder, inside thumbturn, with deadbolt			\$2,208	\$2,220	\$2,238	\$2,238		
L9493EU with XL13-439	P6	Electrically locking/unlocking both levers, outside cylinder, inside thumbturn with deadbolt and outside key override feature (specify L9493EU with XL13-439 as special option)			\$2,418	\$2,430	\$2,448	\$2,448		
LV9493EU	P6	Vandlgard electrically unlocking both levers, outside cylinder, inside thumbturn, with deadbolt			\$2,355	\$2,367	\$2,385	\$2,385		

1. Not available as sold separate lock chassis.
 ☞ Extended lead time

COMPLETE LOCKS			STANDARD STYLES				M COLLECTION	
 <p>ESCUTCHEON TRIM</p> <p>☞ Denotes a product that requires handing to be specified.</p> <p>Split finishes and designs will be priced at the highest list price of the design and/or finish.</p> <p>Keyed function pricing based on P6 cylinder with open S123 keyway. See page 157 for additional cylinder and keyway options.</p> <p>41 and 42 knobs not available on Vandlgard functions.</p>			01☞ 02☞	01☞ 02☞	01☞ 02☞	M51	M52	
			03 05☞	03 05☞	03 05☞	M53☞	M54☞	
			06 07	06 07	06 07	M55☞	M56☞	
			12☞ 17	12☞ 17	12☞ 17	M61☞☞	M63☞☞	
			18☞ ACC☞	18☞ OME	☞18 OME	M81	M82☞	
			AST☞ LAT☞	41☞ 42☞	41☞ 42☞	M83☞	M84☞	
			LON☞ MER☞	ACC☞ AST☞	LAT☞ LON☞	M85☞☞	ME1☞☞	
			OME 41☞	LAT☞ LON☞		ME2☞☞	ME3☞	
			42☞	MER☞		M57☞	M62☞☞	
				N/A in 612	N/A in 613	Available only in 629 and 630		
FINISHES								
		626	605, 606, 609, 612, 619, 622, 625, 643e	613, 629, 630	605, 606, 609, 619, 622, 625, 626, 629, 630, 643e			
SERIES + FUNCTION	CYL	DESCRIPTION						
LV9493EU with XL13-439	P6	Vandlgard electrically locking/unlocking both levers, outside cylinder, inside thumbturn with deadbolt and outside key override feature (specify LV9493EU with XL13-439 as special option)	\$2,565	\$2,577	\$2,595	\$2,595		
KEYED, DOUBLE CYLINDER, DEADBOLT FUNCTIONS								
L9457	P6	Classroom security lock with deadbolt	\$1,527	\$1,539	\$1,557	\$1,557		
LV9457	P6	Vandlgard classroom security lock with deadbolt	\$1,674	\$1,686	\$1,704	\$1,704		
L9458	P6	Classroom security lock with deadbolt and auxiliary latch	\$1,527	\$1,539	\$1,557	\$1,557		
LV9458	P6	Vandlgard classroom security lock with deadbolt and auxiliary latch	\$1,674	\$1,686	\$1,704	\$1,704		
L9466	P6	Utility room/storeroom lock	\$1,486	\$1,498	\$1,516	\$1,516		
L9482	P6	Institution lock with deadbolt (specify L9482 with XL11-543 as a special option)	\$2,383	\$2,395	\$2,413	\$2,413		
LV9482 with XL11-543	P6	Vandlgard institution lock with deadbolt (specify LV9482 with XL11-543 as a special option)	\$2,530	\$2,542	\$2,560	\$2,560		
L9494EL	P6	Electrically locking outside lever, inside and outside cylinders, with deadbolt	\$2,343	\$2,355	\$2,373	\$2,373		
LV9494EL	P6	Vandlgard electrically locking outside lever, inside and outside cylinders, with deadbolt	\$2,490	\$2,502	\$2,520	\$2,520		
L9494EU	P6	Electrically unlocking outside lever, inside and outside cylinders, with deadbolt	\$2,343	\$2,355	\$2,373	\$2,373		
LV9494EU	P6	Vandlgard electrically unlocking outside lever, inside and outside cylinders, with deadbolt	\$2,490	\$2,502	\$2,520	\$2,520		
L9495EL	P6	Electrically locking both levers, inside and outside cylinders, with deadbolt	\$2,343	\$2,355	\$2,373	\$2,373		
LV9495EL	P6	Vandlgard electrically locking both levers, inside and outside cylinders, with deadbolt	\$2,490	\$2,502	\$2,520	\$2,520		
L9495EU	P6	Electrically unlocking both levers, inside and outside cylinders, with deadbolt	\$2,343	\$2,355	\$2,373	\$2,373		
LV9495EU	P6	Vandlgard electrically unlocking both levers, inside and outside cylinders, with deadbolt	\$2,490	\$2,502	\$2,520	\$2,520		

1. Not available as sold separate lock chassis.
☞ Extended lead time



COMPLETE LOCKS			FINISHES			
DEADBOLTS ⚠ Denotes a product that requires handing to be specified Split finishes and designs will be priced at the highest list price of the design and/or finish. Keyed function pricing based on P6 cylinder with open S123 keyway. See page 157 for additional cylinder and keyway options.			626	605 606 609 612 619 622 625 643e	613 629 630	With ligature resistant components 630
SERIES + FUNCTION	CYL	DESCRIPTION				
L9000 SERIES DEADBOLTS - SECTIONAL TRIM						
L9460	P6	Cylinder x thumbturn mortise deadbolt	\$637	\$649	\$667	\$1,380
L9462	P6	Double cylinder mortise deadbolt	\$797	\$809	\$827	\$1,005
L9463	P6	Cylinder x cylinder thumbturn mortise deadbolt	\$797	\$809	\$827	N/A
L9463 with XB11-720	P6	Cylinder x cylinder thumbturn mortise deadbolt with an ADA-compliant style thumbturn	\$1,105	\$1,117	\$1,135	N/A
L9464	P6	Cylinder only mortise deadbolt	\$545	\$586	\$575	\$648
L9000 SERIES DEADBOLTS - ESCUTCHEON TRIM (L ESCUTCHEON ONLY)						
L9460	P6	Cylinder x thumbturn mortise deadbolt	\$666	\$678	\$696	N/A
L9462	P6	Double cylinder mortise deadbolt	\$826	\$838	\$856	N/A
L9463	P6	Cylinder x cylinder thumbturn mortise deadbolt	\$826	\$838	\$856	N/A
L9463 with XB11-720	P6	Cylinder x cylinder thumbturn mortise deadbolt with an ADA-compliant style thumbturn	\$1,134	\$1,146	\$1,164	N/A
L9464	P6	Cylinder only mortise deadbolt	\$574	\$586	\$604	N/A

ⓘ Extended lead time

COMPLETE LOCKS			STYLES										
<p>DEADBOLTS</p> <p>☞ Denotes a product that requires handing to be specified.</p> <p>Split finishes and designs will be priced at the highest list price of the design and/or finish.</p> <p>Keyed function pricing based on P6 cylinder with open S123 keyway. See page 157 for additional cylinder and keyway options.</p> <p>Specify XL11-000 in comments when ordering ligature resistant knob and XL12-482 when ordering ligature resistant lever. Price includes lever/knob, thumbturn and cylinder ring as appropriate.</p>			03	01☞	02☞	01☞	02☞	01☞	02☞	M51	M52	SKI	SL1
				05☞	06	03	05☞	03	05☞	M53☞	M54☞		
				12☞	17	06	07	06	12☞	M55☞	M56☞		
				18☞	ACC☞	12☞	17	17	18	M61☞	M63☞		
				AST☞	LAT☞	18☞	OME	OME	41☞	M81	M82☞		
				LAT☞	LON☞	41☞	42☞	42☞		M83☞	M84☞		
				MER☞	OME	ACC☞	AST☞	LAT☞	LON☞	M85☞	ME1☞		
				41☞	42☞	LAT☞	LON☞			ME2☞	ME3☞		
						MER☞				M57☞	M62☞		
						N/A in 612		N/A in 613		Available only in 629 and 630			
FINISHES													
	626	626	605, 606, 609, 612, 619, 622, 625, 643e <small>(612 not available on C, AVA or MER roses)</small>	613, 629, 630 <small>(613 not available on C, AVA or MER roses; 629 and 630 not available on AVA or MER roses)</small>	605, 606, 609, 619, 622, 625, 626, 629, 630, 643e	630	630						
SERIES + FUNCTION	CYL	DESCRIPTION											
L9000 SERIES SPECIAL FUNCTION DEADBOLTS - ROSE TRIM													
L9460 with XL11-635 ¹	P6	Cylinder x thumbturn deadbolt with inside active lever (specify L9460 with XL11-635 as a special option)	\$1,848	\$1,958	\$1,970	\$1,988	\$1,988	\$2,844	\$3,080				
L9460 with XL11-886 ¹	P6	Single cylinder deadbolt with inside active lever (specify L9460 with XL11-886 as a special option)	\$1,884	\$1,994	\$2,006	\$2,024	\$2,024	\$2,880	\$3,116				
L9462 with XL11-886 ¹	P6	Double cylinder deadbolt with active inside lever (specify L9462 with XL11-886 as a special option)	\$1,972	\$2,082	\$2,094	\$2,112	\$2,112	\$2,968	\$3,204				
L9464 with XL11-886 ¹	P6	Single cylinder deadbolt with inside active lever (specify L9464 with XL11-886 as a special option)	\$1,884	\$1,994	\$2,006	\$2,024	\$2,024	\$2,880	\$3,116				
L9000 SERIES DEADBOLTS - ESCUTCHEON TRIM													
L9460 with XL11-635 ¹	P6	Cylinder x thumbturn deadbolt with inside active lever (specify L9460 with XL11-635 as a special option)	\$1,987	\$1,987	\$1,999	\$2,017	\$2,017	N/A	N/A				
L9460 with XL11-886 ¹	P6	Single cylinder deadbolt with inside active lever (specify L9460 with XL11-886 as a special option)	\$2,023	\$2,023	\$2,035	\$2,053	\$2,053	N/A	N/A				
L9462 with XL11-886 ¹	P6	Double cylinder deadbolt with active inside lever (specify L9462 with XL11-886 as a special option)	\$2,111	\$2,111	\$2,123	\$2,141	\$2,141	N/A	N/A				
L9464 with XL11-886 ¹	P6	Single cylinder deadbolt with inside active lever (specify L9464 with XL11-886 as a special option)	\$2,023	\$2,023	\$2,035	\$2,053	\$2,053	N/A	N/A				

1. Not available as sold separate lock chassis.
☞ Extended lead time



COMPLETE LOCKS			FINISHES			
<p>DEADBOLTS</p> <p> Denotes a product that requires handing to be specified.</p> <p>Split finishes and designs will be priced at the highest list price of the design and/or finish.</p> <p>Keyed function pricing based on P6 cylinder with open S123 keyway. See page 157 for additional cylinder and keyway options.</p> <p>Specify XL11-000 in comments when ordering ligature-resistant option.</p>			626	605 606 609 612 619 622 625 643e	613 629 630	With ligature resistant components 630
SERIES + FUNCTION	CYL	DESCRIPTION				
L9000 SERIES DEADBOLTS - ROSE TRIM ONLY						
L460	P6	Cylinder x thumbturn small case mortise deadbolt	\$433	\$445	\$463	\$1,176
L462	P6	Double cylinder small case mortise deadbolt	\$511	\$523	\$541	\$719
L463	P6	Cylinder x cylinder thumbturn small case mortise deadbolt	\$511	\$523	\$541	N/A
L463 with XB11-720	P6	Cylinder x cylinder thumbturn small case mortise deadbolt with an ADA-compliant style thumbturn	\$819	\$831	\$849	N/A
L464	P6	Cylinder only mortise deadbolt	\$417	\$429	\$447	\$520
L480	P6	Thumbturn only small case mortise deadbolt	\$362	\$374	\$392	\$954
L496	P6	Cylinder x thumbturn small case mortise deadbolt with chevron "OCCUPIED" indicator, not available in 609 finish	\$626	\$638	\$656	N/A

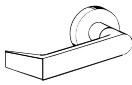

Extended lead time


COMPLETE LOCKS			LIGATURE RESISTANT		
<p>LIGATURE RESISTANT</p> <p> Denotes a product that requires handing to be specified</p> <p>Split finishes and designs will be priced at the highest list price of the design and/or finish.</p> <p>Ligature resistant products cannot be ordered less components.</p> <p>Keyed function pricing based on P6 cylinder with open S123 keyway. See page 157 for additional cylinder and keyway options.</p> <p>Specify XL11-000 in comments when ordering ligature resistant knob and XL12-482 when ordering ligature resistant lever. Price includes lever/knob, thumbturn and cylinder ring as appropriate.</p>					
			FINISHES		
SERIES + FUNCTION CYL DESCRIPTION			630	630	630
NON-KEYED FUNCTIONS					
L9010		Passage latch	\$1,920	\$2,156	\$2,416
L9044		Privacy with coin turn outside	N/A	N/A	\$2,513
L9444		Privacy with deadbolt and coin turn outside	N/A	N/A	\$2,688
L9090EL		Electrically locking outside lever, no cylinder	\$2,600	\$2,836	N/A
L9090EU		Electrically unlocking outside lever, no cylinder	\$2,600	\$2,836	N/A
L9091EL		Electrically locking both levers, no cylinder	\$2,600	\$2,836	N/A
L9091EU		Electrically unlocking both levers, no cylinder	\$2,600	\$2,836	N/A
KEYED, SINGLE CYLINDER, NON-DEADBOLT FUNCTIONS					
L9050	P6	Entrance/office lock	\$2,211	\$2,447	\$2,707
L9056	P6	Entrance/office lock with automatic unlocking	\$2,334	\$2,570	\$2,830
L9070	P6	Classroom lock, exterior lockdown only	\$2,211	\$2,447	\$2,707
L9076	P6	Classroom holdback lock, exterior lockdown only	\$2,211	\$2,447	N/A
L9080	P6	Storeroom lock	\$2,211	\$2,447	\$2,707
L9092EL	P6	Electrically locking outside lever, outside cylinder	\$2,733	\$2,969	\$3,229
L9092EU	P6	Electrically unlocking outside lever, outside cylinder	\$2,733	\$2,969	\$3,229
L9093EL	P6	Electrically locking both levers, outside cylinder	\$2,733	\$2,969	\$3,229
L9093EU	P6	Electrically unlocking both levers, outside cylinder	\$2,733	\$2,969	\$3,229
KEYED, DOUBLE CYLINDER, NON-DEADBOLT FUNCTIONS					
L9060	P6	Apartment entrance lock	\$2,343	\$2,579	N/A
L9066	P6	Store lock	\$3,010	\$3,246	N/A
L9071	P6	Classroom security lock, interior/exterior lockdown	\$2,343	\$2,579	\$2,839
L9077	P6	Classroom security holdback lock, interior/exterior lockdown	\$2,343	\$2,579	N/A
L9082	P6	Institution lock	\$2,343	\$2,579	\$2,839

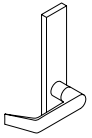

Extended lead time

COMPLETE LOCKS			LIGATURE RESISTANT		
<p>LIGATURE RESISTANT</p> <p> Denotes a product that requires handing to be specified</p> <p>Split finishes and designs will be priced at the highest list price of the design and/or finish.</p> <p>Ligature resistant products cannot be ordered less components.</p> <p>Keyed function pricing based on P6 cylinder with open S123 keyway. See page 157 for additional cylinder and keyway options.</p> <p>Specify XL11-000 in comments when ordering ligature resistant knob and XL12-482 when ordering ligature resistant lever. Price includes lever/knob, thumbturn and cylinder ring as appropriate.</p>					
			SK1	SL1	HSLR
			FINISHES		
			630	630	630
SERIES + FUNCTION	CYL	DESCRIPTION			
L9095EL	P6	Electrically locking both levers, inside and outside cylinder	\$2,867	\$3,103	\$3,363
L9095EU	P6	Electrically unlocking both levers, inside and outside cylinder	\$2,867	\$3,103	\$3,363
KEYED, SINGLE CYLINDER, DEADBOLT FUNCTIONS					
L9453	P6	Entrance/office lock with deadbolt	\$2,255	\$2,491	N/A
L9456	P6	Corridor lock with deadbolt	\$2,255	\$2,491	\$2,751
L9465	P6	Closet/storeroom lock	\$2,255	\$2,491	\$2,751
L9473	P6	Dormitory/bedroom lock	\$2,255	\$2,491	\$2,751
L9480	P6	Storeroom lock with deadbolt	\$2,386	\$2,622	\$2,882
L9485	P6	Faculty restroom/hotel lock with deadbolt	\$2,301	\$2,537	\$2,797
L9492EL	P6	Electrically locking outside lever, outside cylinder, inside thumbturn, with deadbolt	\$3,065	\$3,301	\$3,561
L9492EU	P6	Electrically unlocking outside lever, outside cylinder, inside thumbturn, with deadbolt	\$3,065	\$3,301	\$3,561
L9493EL	P6	Electrically locking both levers, outside cylinder, inside thumbturn, with deadbolt	\$3,065	\$3,301	\$3,561
L9493EU	P6	Electrically unlocking both levers, outside cylinder, inside thumbturn, with deadbolt	\$3,065	\$3,301	\$3,561
KEYED, DOUBLE CYLINDER, DEADBOLT FUNCTIONS					
L9457	P6	Classroom security lock with deadbolt	\$2,384	\$2,620	\$2,880
L9458	P6	Classroom security lock with deadbolt and auxiliary latch	\$2,384	\$2,620	N/A
L9466	P6	Utility room/storeroom lock	\$2,343	\$2,579	\$2,839
L9494EL	P6	Electrically locking outside lever, inside and outside cylinders, with deadbolt	\$3,200	\$3,436	N/A
L9494EU	P6	Electrically unlocking outside lever, inside and outside cylinders, with deadbolt	\$3,200	\$3,436	N/A
L9495EL	P6	Electrically locking both levers, inside and outside cylinders, with deadbolt	\$3,200	\$3,436	N/A
L9495EU	P6	Electrically unlocking both levers, inside and outside cylinders, with deadbolt	\$3,200	\$3,436	N/A

Extended lead time

COMPLETE LOCKS		STANDARD STYLES						M COLLECTION	
 <p>LM9300 ROSE TRIM</p> <p> Denotes a product that requires handing to be specified.</p> <p>Split finishes and designs will be priced at the highest list price of the design and/or finish.</p> <p>Keyed function pricing based on P6 cylinder with open S123 keyway. See page 157 for additional cylinder and keyway options.</p> <p>Solution requires door and rod set sold through Steelcraft. Please contact your local sales representative for more details.</p> <p>41 and 42 knobs not available on Vandlgard functions.</p>	03	01	02	01	02	01	02	M51	M52
		-	05	03	05	03	05	M53	M54
		06	07	06	07	06	07	M55	M56
		12	17	12	17	12	17	M61	M63
		18	ACC	18	OME	18	OME	M81	M82
		AST	LAT	41	42	41	42	M83	M84
		LON	MER	ACC	AST	LAT	LON	M85	ME1
		OME	41	LAT	LON			ME2	ME3
		42		MER				M57	M62
				Not available in 612		Not available in 613		Available only in 629 and 630	
FINISHES									
	626	626	605, 606, 609, 612, 619, 622, 625, 643e <small>(612 not available on C, AVA or MER roses)</small>		613, 629, 630 <small>(613 not available on C, AVA or MER roses; 629 and 630 not available on AVA or MER roses)</small>		605, 606, 609, 619, 622, 625, 626, 629, 630, 643e		
SERIES + FUNCTION	CYL	DESCRIPTION							
NON-KEYED FUNCTIONS		ROSE TRIM							
LM9310		Multi-point passage latch	\$2,348	\$2,458	\$2,470	\$2,488	\$2,488		
LM9325		Multi-point exit or communicating lock	\$2,210	\$2,265	\$2,271	\$2,280	\$2,280		
KEYED, SINGLE CYLINDER, NON-DEADBOLT FUNCTIONS		ROSE TRIM							
LM9350	P6	Multi-point entrance/office lock	\$2,639	\$2,749	\$2,761	\$2,779	\$2,779		
LMV9350	P6	Vandlgard multi-point entrance/office lock	\$2,786	\$2,896	\$2,908	\$2,926	\$2,926		
LM9370	P6	Multi-point classroom lock	\$2,639	\$2,749	\$2,761	\$2,779	\$2,779		
LMV9370	P6	Vandlgard multi-point classroom lock	\$2,786	\$2,896	\$2,908	\$2,926	\$2,926		
LM9380	P6	Multi-point storeroom lock	\$2,639	\$2,749	\$2,761	\$2,779	\$2,779		
LMV9380	P6	Vandlgard multi-point storeroom lock	\$2,786	\$2,896	\$2,908	\$2,926	\$2,926		
KEYED, DOUBLE CYLINDER, DEADBOLT FUNCTIONS		ROSE TRIM							
LM9371	P6	Multi-point classroom security lock	\$2,771	\$2,881	\$2,893	\$2,911	\$2,911		
LMV9371	P6	Vandlgard multi-point classroom security lock	\$2,918	\$3,028	\$3,040	\$3,058	\$3,058		

 Extended lead time

COMPLETE LOCKS							M COLLECTION	
 <p>LM9300 ESCUTCHEON TRIM</p> <p> Denotes a product that requires handing to be specified.</p> <p>Split finishes and designs will be priced at the highest list price of the design and/or finish.</p> <p>Keyed function pricing based on P6 cylinder with open S123 keyway. See page 157 for additional cylinder and keyway options.</p> <p>Solution requires door and rod set sold through Steelcraft. Please contact your local sales representative for more details.</p> <p>41 and 42 knobs not available on Vandlgard functions.</p>	01	02	01	02	01	02	M51	M52
	03	05	03	05	03	05	M53	M54
	06	07	06	07	06	07	M55	M56
	12	17	12	17	12	17	M61	M63
	18	ACC	18	OME	18	OME	M81	M82
	AST	LAT	41	42	41	42	M83	M84
	LON	MER	ACC	AST	LAT	LON	M85	ME1
	OME	41	LAT	LON			ME2	ME3
	42		MER				M57	M62
			Not available in 612		Not available in 613		Available only in 629 and 630	
SERIES +								
FUNCTION	CYL	DESCRIPTION	626	605, 606, 609, 612, 619, 622, 625, 643e (612 not available on C rose)	613, 629, 630 (613 not available on C rose)	605, 606, 609, 619, 622, 625, 626, 629, 630, 643e		
NON-KEYED FUNCTIONS								
LM9310		Multi-point passage latch	\$2,487	\$2,499	\$2,517	\$2,517		
LM9325		Multi-point exit or communicating lock	\$2,280	\$2,286	\$2,295	\$2,295		
KEYED, SINGLE CYLINDER, NON-DEADBOLT FUNCTIONS								
LM9350	P6	Multi-point entrance/office lock	\$2,778	\$2,790	\$2,808	\$2,808		
LMV9350	P6	Vandlgard multi-point entrance/office lock	\$2,925	\$2,937	\$2,955	\$2,955		
LM9370	P6	Multi-point classroom lock	\$2,778	\$2,790	\$2,808	\$2,808		
LMV9370	P6	Vandlgard multi-point classroom lock	\$2,925	\$2,937	\$2,955	\$2,955		
LM9380	P6	Multi-point storeroom lock	\$2,778	\$2,790	\$2,808	\$2,808		
LMV9380	P6	Vandlgard multi-point storeroom lock	\$2,925	\$2,937	\$2,955	\$2,955		
KEYED, DOUBLE CYLINDER, DEADBOLT FUNCTIONS								
LM9371	P6	Multi-point classroom security lock	\$2,910	\$2,922	\$2,940	\$2,940		
LMV9371	P6	Vandlgard multi-point classroom security lock	\$3,057	\$3,069	\$3,087	\$3,087		

 Extended lead time

COMPLETE LOCKS

CYLINDER ADJUSTMENTS

Keyed locks on the previous pages are priced including the P6 cylinder with open keyway. Provided below are pricing adjustments based on other available cylinder types. For Primus and Primus XP cylinders, order lock less cylinder and order the Primus or Primus XP cylinder separately.

For complete details on cylinders, tailpieces, keying and keys, including cylinders sold separate, see the [Cylinders](#) and [Keys](#) sections at the back of this book.

CYLINDER ADJUSTMENTS					
Restricted keyways include: Everest 29 R and T keyways, Everest B and D keyways and Classic (Reverse/Quad/Numbered) keyways					
Description	Specify	Single cylinder function Price adjustment		Double cylinder function Price adjustment	
		Open	Restricted	Open	Restricted
Conventional 6-pin cylinder	P6	\$0.00	\$31.00	\$0.00	\$62.00
Conventional 6-pin cylinder, keyed 5	P	\$0.00	\$31.00	\$0.00	\$62.00
Everest SL Conventional Cylinder, 7-pin	Z	N/A	\$31.00	N/A	\$62.00
Less conventional cylinder	L	-\$118.00		-\$236.00	
Concealed mortise cylinder, 6-pin/keyed 5	C	\$61.00	\$92.00	\$122.00	\$184.00
Concealed mortise cylinder, 6-pin	C6	\$61.00	\$92.00	\$122.00	\$184.00
Less Concealed Mortise Cylinder	W	-\$118.00		-\$236.00	
Conventional Primus/Primus XP cylinder	Order separately (Restricted keyways only, see Cylinders section)				
FSIC (Full size interchangeable core)	R	\$106.00	\$137.00	\$212.00	\$274.00
FSIC – Construction Core (requires 50-231 handling charge of \$15.20 per cylinder)	T	\$106.00	N/A	\$212.00	N/A
Everest SL - FSIC, 7-pin	M	N/A	\$137.00	N/A	\$274.00
Less FSIC	J	\$0.00		\$0.00	
Full size interchangeable Primus/Primus XP core	Order separately (Restricted keyways only, see Cylinders section)				
SFIC (Small format interchangeable core) 7-pin (N/A with faculty restroom/hotel functions L9485 or L9486)	G	N/A	\$138.00	N/A	\$276.00
Refundable Construction SFIC (N/A with faculty restroom/hotel functions L9485 or L9486) (requires 50-231 handling charge of \$15.20 per cylinder)	H	\$64.00	N/A	\$128.00	N/A
Disposable Construction SFIC (N/A with faculty restroom/hotel functions L9485 or L9486)	BDC	-\$16.00	N/A	-\$32.00	N/A
Less SFIC (N/A with faculty restroom/hotel functions L9485 or L9486)	B	-\$20.00		-\$40.00	

Construction cores (T and H) have an additional handling charge 50-231

COMPLETE LOCKS

STYLE OPTIONS

Specify on order only if requesting an option other than the default.

MILLED PATTERN	KNURLED PATTERN	OPTIONAL	
		Specify	Price adjustment per lever

TACTILE WARNING				
01	Milled		801	\$74.00
02		Knurled	802	\$74.00
03		Knurled	803	\$74.00
05	Milled		805	\$74.00
06	Milled		806	\$74.00
07	Milled		807	\$74.00
12	Milled		812	\$74.00
17	Milled		817	\$74.00
18	Milled		818	\$74.00
M51		Knurled	851	\$74.00
M52		Knurled	852	\$74.00
M81		Knurled	881	\$74.00
ME1	Milled		8E1	\$74.00
ME2	Milled		8E2	\$74.00
ME3	Milled		8E3	\$74.00

Note: Knurled levers are not available in 605, 606, 619, 622, 626AM, 630AM and 643e finishes.

FOLGER ADAM CO® LEVER TRAK™		
Modified inside and outside O3 lever for Folger Adam Co.® Lever Trak™. Specify lever design as 503. Available rose trim only, not available 629 or 630 finish.	503	\$158.00

ANTIMICROBIAL COATING		
Rose trim: Adds silver-ion based antimicrobial coating to inside lever, bushing, rose and thumbturn and outside lever, bushing, rose, cylinder ring, and cylinder faceplate. Escutcheon trim: Adds silver-ion based antimicrobial coating to inside lever, bushing, escutcheon and thumbturn and outside lever, bushing, escutcheon, and cylinder face plate. Specify finish as either 626AM or 630AM.	626AM or 630AM	\$78.00

COMPLETE LOCKS ARMOR FRONT

Specify on order only if requesting an option other than the default.

- Default 1-1/4" wide armor front - standard for doors 1-3/4" and thicker
- Optional 1-1/16" wide armor front - recommended for doors thinner than 1-3/4", including 1-3/8" doors
- Armor front finish will match the inside lever/knob finish

	DEFAULT	OPTIONAL
	≥ 1-3/4" doors	Thin doors < 1-3/4"
		Specify
NON-KEYED FUNCTIONS		
L9010	09-662	09-668
L9025	09-663	09-669
L9040	09-662	09-668
LV9040	09-662	N/A
L9040 with XL11-446	09-662	09-668
LV9040 with XL11-446	09-662	N/A
L9044	09-662	09-668
LV9044	09-662	N/A
L9110	09-661	N/A
L9412	09-666	09-672
L9440	09-664	09-670
LV9440	09-664	N/A
L9444	09-664	09-670
LV9444	09-664	N/A
L9090EL/EU	09-663	09-669
L9090EL/EU with DPS	09-666	09-672
LV9090EL/EU	09-663	N/A
LV9090EL/EU with DPS	09-666	N/A
L9091EL/EU	09-663	09-669
L9091EL/EU with DPS	09-666	09-672
LV9091EL/EU	09-663	N/A
LV9091EL/EU with DPS	09-666	N/A
NON-KEYED DUMMY FUNCTIONS		
L0170	N/A	N/A
L0172	N/A	N/A
L9175	09-661	09-667
L9176	09-661	09-667
KEYED, SINGLE CYLINDER, NON-DEADBOLT FUNCTIONS		
L9026	09-663	09-669
L9050	09-663	09-669
LV9050	09-663	N/A
L9056	09-663	09-669
LV9056	09-663	N/A
L9070	09-663	09-669
LV9070	09-663	N/A

	DEFAULT	OPTIONAL
	≥ 1-3/4" doors	Thin doors < 1-3/4"
		Specify
L9076	09-713	09-718
LV9076	09-713	N/A
L9080	09-663	09-669
LV9080	09-663	N/A
L9092EL/EU	09-663	09-669
L9092EL/EU with DPS	09-666	09-672
LV9092EL/EU	09-663	N/A
LV9092EL/EU with DPS	09-666	N/A
L9093EL/EU	09-663	09-669
L9093EL/EU with DPS	09-666	09-672
LV9093EL/EU	09-663	N/A
LV9093EL/EU with DPS	09-666	N/A
KEYED, DOUBLE CYLINDER, NON-DEADBOLT FUNCTIONS		
L9060	09-663	09-669
LV9060	09-663	N/A
L9066	09-663	09-669
L9071	09-663	09-669
LV9071	09-663	N/A
L9077	09-713	09-718
LV9077	09-713	N/A
L9082	09-663	09-669
LV9082	09-663	N/A
L9095EL/EU	09-663	09-669
L9095EL/EU with DPS	09-666	09-672
LV9095EL/EU	09-663	N/A
LV9095EL/EU with DPS	09-666	N/A
KEYED, SINGLE CYLINDER, DEADBOLT FUNCTIONS		
L9453	09-666	09-672
LV9453	09-666	N/A
L9456	09-664	09-670
LV9456	09-664	N/A
L9465	09-664	09-670
L9473	09-664	09-670
L9480	09-666	09-672
LV9480	09-666	N/A
L9485	09-666	09-672

Don't see the product you need? Additional configurations are available on [page 139](#).



CYLINDRICAL
DEADBOLTS
MORTISE
MULTIPOINT
INTERCONNECT
TUBULAR
SPECIALTY
PORTABLE
CYLINDERS / KEYS
TOOLS / KITS
MERCHANDISING
FORMS

COMPLETE LOCKS ARMOR FRONT

	DEFAULT	OPTIONAL
	≥ 1-3/4" doors	Thin doors < 1-3/4" Specify
LV9485	09-666	N/A
L9485 with XL11-557	09-666	09-672
L9486	09-666	09-672
LV9486	09-666	N/A
L9486 with L583-375	09-666	09-672
LV9486 with L583-375	09-666	N/A
L9496	09-664	09-670
LV9496	09-664	N/A
L9492EL	09-666	09-672
LV9492EL	09-666	N/A
L9492EU	09-666	09-672
LV9492EU	09-666	N/A
L9493EL	09-666	09-672
LV9493EL	09-666	N/A
L9493EU	09-666	09-672
LV9493EU	09-666	N/A
KEYED, DOUBLE CYLINDER, DEADBOLT FUNCTIONS		
L9457	09-664	09-670
LV9457	09-664	N/A
L9458	09-666	09-672
LV9458	09-666	N/A
L9466	09-664	09-670
L9482	09-666	09-672
LV9482	09-666	N/A
L9494EL	09-666	09-672
LV9494EL	09-666	N/A
L9494EU	09-666	09-672
LV9494EU	09-666	N/A
L9495EL	09-666	09-672
LV9495EL	09-666	N/A
L9495EU	09-666	09-672
LV9495EU	09-666	N/A
KEYED DEADBOLTS		
L9460	09-665	09-671
L9460 with XL11-635	09-665	09-671
L9460 with XL11-886	09-665	09-671
L9462	09-665	09-671
L9462 with XL11-886	09-665	09-671
L9463	09-665	09-671
L9464	09-665	09-671
L9464 with XL11-886	09-665	09-671

	DEFAULT	OPTIONAL
	≥ 1-3/4" doors	Thin doors < 1-3/4" Specify
SMALL CASE DEADBOLTS		
L460	09-717	N/A
L462	09-717	N/A
L463	09-717	N/A
L464	09-717	N/A
L480	09-717	N/A
L496	09-717	N/A
3 POINT LATCHING		
LM9310	09-720	N/A
LM9325	09-720	N/A
LM9350	09-720	N/A
LMV9350	09-720	N/A
LM9370	09-720	N/A
LMV9370	09-720	N/A
LM9371	09-720	N/A
LMV9371	09-720	N/A
LM9380	09-720	N/A
LMV9380	09-720	N/A

Don't see the product you need? Additional configurations are available on [page 139](#).

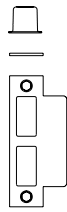
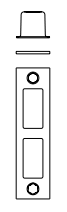
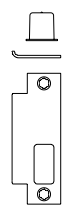
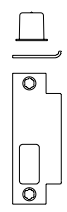
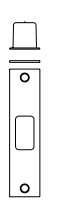
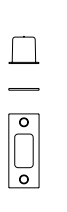
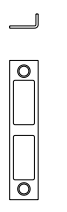


COMPLETE LOCKS

STRIKE

Specify on order only if requesting an option other than the default.

- By default the strike finish will match the inside lever/knob finish
- HSLR/SL1/SK1 trim used in conjunction with a DPS use the 10-072 strike

L9000				L400		L9000 AND L400
<p>10-072</p>  <p>Standard strike 1-1/4" x 4-7/8" square corner strike + box, with 1-3/16" lip</p>	<p>10-073</p>  <p>Deadbolt lock strike 1-1/4" x 4-7/8" square corner strike + box, no lip</p>	<p>10-144</p>  <p>Square corner, LH/RHR for SK1, SL1, HSLR, with 1-3/16" lip</p>	<p>10-145</p>  <p>Square corner, RH/LHR for SK1, SL1, HSLR, with 1-3/16" lip</p>	<p>10-078</p>  <p>1-1/4" x 4-7/8" square corner strike + box, no lip</p>	<p>10-079</p>  <p>1-1/8" x 3-1/2" square corner strike + box, ANSI 115.5 prep</p>	<p>10-075</p>  <p>1/2" rabbeted strike</p>

	STRIKES FOR L9000 FUNCTIONS				
	DEFAULT	OPTIONAL		LIGATURE RESISTANT DEFAULT	
		Specify	Price adjustment	Specify for LH/RHR	Specify for RH/LHR
		1/2" rabbeted strike		Strike for SK1, SL1 and HSLR trim	
KEYLESS FUNCTIONS					
L9010	10-072	10-075	\$162.00	10-144	10-145
L9025	10-072	10-075	\$162.00	N/A	N/A
L9040	10-072	10-075	\$162.00	10-144	10-145
LV9040	10-072	10-075	\$162.00	N/A	N/A
L9040 with XL11-446	10-072	10-075	\$162.00	N/A	10-145
LV9040 with XL11-446	10-072	10-075	\$162.00	N/A	N/A
L9044	10-072	10-075	\$162.00	10-144	10-145
LV9044	10-072	10-075	\$162.00	N/A	N/A
L9110	N/A	N/A	-	N/A	N/A
L9412	10-072	10-075	\$162.00	N/A	N/A
L9440	10-072	10-075	\$162.00	N/A	N/A
LV9440	10-072	10-075	\$162.00	N/A	N/A
L9444	10-072	10-075	\$162.00	N/A	N/A
LV9444	10-072	10-075	\$162.00	N/A	N/A
L9090EL/EU	10-072	10-075	\$162.00	10-144	10-145
LV9090EL/EU	10-072	10-075	\$162.00	N/A	N/A
L9091EL/EU	10-072	10-075	\$162.00	10-144	10-145
LV9091EL/EU	10-072	10-075	\$162.00	N/A	N/A
NON-KEYED DUMMY FUNCTIONS					
L0170	N/A	N/A	-	N/A	N/A
L0172	N/A	N/A	-	N/A	N/A
L9175	N/A	N/A	-	N/A	N/A
L9176	N/A	N/A	-	N/A	N/A

COMPLETE LOCKS

STRIKE

L/MLM9300 SERIES

	STRIKES FOR L9000 FUNCTIONS				
	DEFAULT	OPTIONAL		LIGATURE RESISTANT DEFAULT	
		1/2" rabbeted strike		Strike for SK1, SL1 and HSLR trim	
		Specify	Price adjustment	Specify for LH/RHR	Specify for RH/LHR
KEYED, SINGLE CYLINDER, NON-DEADBOLT FUNCTIONS					
L9026	10-072	10-075	\$162.00	N/A	N/A
L9050	10-072	10-075	\$162.00	10-144	10-145
LV9050	10-072	10-075	\$162.00	N/A	N/A
L9056	10-072	10-075	\$162.00	10-144	10-145
LV9056	10-072	10-075	\$162.00	N/A	N/A
L9070	10-072	10-075	\$162.00	10-144	10-145
LV9070	10-072	10-075	\$162.00	N/A	N/A
L9076	10-072	10-075	\$162.00	10-144	10-145
LV9076	10-072	10-075	\$162.00	N/A	N/A
L9080	10-072	10-075	\$162.00	10-144	10-145
LV9080	10-072	10-075	\$162.00	N/A	N/A
L9092EL/EU	10-072	10-075	\$162.00	10-144	10-145
LV9092EL/EU	10-072	10-075	\$162.00	N/A	N/A
L9093EL/EU	10-072	10-075	\$162.00	10-144	10-145
LV9093EL/EU	10-072	10-075	\$162.00	N/A	N/A
KEYED, DOUBLE CYLINDER, NON-DEADBOLT FUNCTIONS					
L9060	10-072	10-075	\$162.00	10-144	10-145
LV9060	10-072	10-075	\$162.00	N/A	N/A
L9066	10-072	10-075	\$162.00	N/A	10-145
L9071	10-072	10-075	\$162.00	10-144	10-145
LV9071	10-072	10-075	\$162.00	N/A	N/A
L9077	10-072	10-075	\$162.00	10-144	10-145
LV9077	10-072	10-075	\$162.00	N/A	N/A
L9082	10-072	10-075	\$162.00	10-144	10-145
LV9082	10-072	10-075	\$162.00	N/A	N/A
L9095EL/EU	10-072	10-075	\$162.00	10-144	10-145
LV9095EL/EU	10-072	10-075	\$162.00	N/A	N/A
KEYED, SINGLE CYLINDER, DEADBOLT FUNCTIONS					
L9453	10-072	10-075	\$162.00	N/A	N/A
LV9453	10-072	10-075	\$162.00	N/A	N/A
L9456	10-072	10-075	\$162.00	N/A	N/A
LV9456	10-072	10-075	\$162.00	N/A	N/A
L9465	10-072	10-075	\$162.00	N/A	N/A
L9473	10-072	10-075	\$162.00	N/A	N/A
L9480	10-072	10-075	\$162.00	N/A	N/A
LV9480	10-072	10-075	\$162.00	N/A	N/A
L9485	10-072	10-075	\$162.00	N/A	N/A
LV9485	10-072	10-075	\$162.00	N/A	N/A
L9485 with XL11-557	10-072	10-075	\$162.00	N/A	N/A

COMPLETE LOCKS STRIKE

	STRIKES FOR L9000 FUNCTIONS				
	DEFAULT	OPTIONAL		LIGATURE RESISTANT DEFAULT	
		1/2" rabbeted strike		Strike for SK1, SL1 and HSLR trim	
		Specify	Price adjustment	Specify for LH/RHR	Specify for RH/LHR
L9486	10-072	10-075	\$162.00	N/A	N/A
LV9486	10-072	10-075	\$162.00	N/A	N/A
L9496	10-072	10-075	\$162.00	N/A	N/A
LV9496	10-072	10-075	\$162.00	N/A	N/A
L9492EL/EU	10-072	10-075	\$162.00	N/A	N/A
LV9492EL/EU	10-072	10-075	\$162.00	N/A	N/A
L9493EL/EU	10-072	10-075	\$162.00	N/A	N/A
LV9493EL/EU	10-072	10-075	\$162.00	N/A	N/A
KEYED, DOUBLE CYLINDER, DEADBOLT FUNCTIONS					
L9457	10-072	10-075	\$162.00	N/A	N/A
LV9457	10-072	10-075	\$162.00	N/A	N/A
L9458	10-072	10-075	\$162.00	N/A	N/A
LV9458	10-072	10-075	\$162.00	N/A	N/A
L9466	10-072	10-075	\$162.00	N/A	N/A
L9482	10-072	10-075	\$162.00	N/A	N/A
LV9482	10-072	10-075	\$162.00	N/A	N/A
L9494EL/EU	10-072	10-075	\$162.00	N/A	N/A
LV9494EL/EU	10-072	10-075	\$162.00	N/A	N/A
L9495EL/EU	10-072	10-075	\$162.00	N/A	N/A
LV9495EL/EU	10-072	10-075	\$162.00	N/A	N/A

	STRIKES FOR L9000 FUNCTIONS				
	DEFAULT	OPTIONAL		LIGATURE RESISTANT DEFAULT	
		1/2" rabbeted strike		Strike for SK1, SL1 and HSLR trim	
		Specify	Price adjustment	Specify for LH/RHR	Specify for RH/LHR
KEYED DEADBOLTS					
L9460	10-073	10-075	\$162.00	N/A	N/A
L9460 with XL11-635	10-073	10-075	\$162.00	N/A	N/A
L9460 with XL11-886	10-073	10-075	\$162.00	N/A	N/A
L9462	10-073	10-075	\$162.00	N/A	N/A
L9462 with XL11-886	10-073	10-075	\$162.00	N/A	N/A
L9463	10-073	10-075	\$162.00	N/A	N/A
L9464	10-073	10-075	\$162.00	N/A	N/A
L9464 with XL11-886	10-073	10-075	\$162.00	N/A	N/A

CYLINDRICAL
DEADBOLTS
MORTISE
MULTIPOINT
INTERCONNECT
TUBULAR
SPECIALTY
PORTABLE
CYLINDERS / KEYS
TOOLS / KITS
MERCHANDISING
FORMS



COMPLETE LOCKS STRIKE

STRIKES FOR L400 FUNCTIONS				
	DEFAULT	OPTIONAL		
		1-1/4" x 4-7/8" square corner strike + box	1/2" rabbeted strike	
		Specify	Specify	Price adjustment
SMALL CASE DEADBOLTS				
L460	10-079	10-078	10-075	\$162.00
L462	10-079	10-078	10-075	\$162.00
L463	10-079	10-078	10-075	\$162.00
L464	10-079	10-078	10-075	\$162.00
L480	10-079	10-078	10-075	\$162.00
L496	10-079	10-078	10-075	\$162.00

STRIKES FOR 3 POINT LATCHING			
	DEFAULT	OPTIONAL	
		1/2" rabbeted strike	
		Specify	Price adjustment
KEYED DEADBOLTS			
LM9310	10-072	10-075	\$162.00
LM9325	10-072	10-075	\$162.00
LM9350	10-072	10-075	\$162.00
LMV9350	10-072	10-075	\$162.00
LM9370	10-072	10-075	\$162.00
LMV9370	10-072	10-075	\$162.00
LM9371	10-072	10-075	\$162.00
LMV9371	10-072	10-075	\$162.00
LM9380	10-072	10-075	\$162.00
LMV9380	10-072	10-075	\$162.00

COMPLETE LOCKS

DOOR DIMENSIONS

DOOR THICKNESS, EXTENDED AND STRIKE LIP LENGTH

- Door thickness restrictions can vary by trim, cylinder type and/or lock function type.
- Specify door thickness and extended on order only if different than 1-3/4" thick door.
- Specify door thickness in 1/4" increments except for 1-3/8" thick doors.
- Extended options include: Extended Equal (EE), Extended Outside (EO), Extended Inside (EI), and Extended Different (ED).
- Strike lip length is defaulted based on door thickness and extended options. Specify on order only if different than the default.
- Minimum door thickness for Vandlgard functions is 1-3/4".

NON-STANDARD DOOR THICKNESS										
TRIM RESTRICTIONS		Minimum door thickness	Maximum door thickness							
			Standard functions			Vandlgard functions				
A, B, C, AVA, MER rose trim		1-3/8"	4"			4"				
L escutcheon trim		1-3/8"	4"			4"				
N escutcheon trim		1-3/4"	2-1/4"			2-1/4"				
Ligature resistant trim (SL1, SK1, HSLR)		1-3/4"	1-3/4"			Not available				
FUNCTION RESTRICTIONS		Minimum door thickness	Maximum door thickness							
			Standard functions			Vandlgard functions				
L9090/91/92/93/95 with RX		1-3/8"	4"			4"				
L9090/91/92/93/95 with LX, DPS or combination with RX		1-3/4"	4"			4"				
L9492/93/94/95		1-3/4"	4"			4"				
L9081 sectional rose trim		1-3/4"	2-1/4"			2-1/4"				
L9081 escutcheon trim		1-3/4"	1-3/4"			1-3/4"				
L9485/L9486		1-3/4"	2-1/4"			2-1/4"				
L9496		1-3/8"	3-1/2"			3-1/2"				
L400 small case deadbolt functions		1-3/4"	3-1/2" (L496 - 3")			Not available				
Lock functions ordered less trim		1-3/4"	3-1/2" EE			3-1/2" EE				
CYLINDER RESTRICTIONS		Minimum door thickness	Single cylinder function				Double cylinder function			
			Extended equally	Extended outside	Extended inside	Extended different	Extended equally	Extended outside	Extended inside	Extended different
Small format interchangeable cores (B, BDC, G, H suffix)	Sectional	1-3/8"	2-1/2"	2"	2-1/2"	See Note ⁵	2-1/2"	2"	2"	See Note ⁵
	L Escutcheon	1-3/8"	2-1/2"	2"	2-1/2"		2-1/2"	2"	2"	
	N Escutcheon	1-3/4"	2-1/4"	2"	2-1/4"		2-1/4"	2"	2"	
Full size interchangeable cores (R, T, J, M)	Sectional	1-3/8"	4"	4" ¹	4"		4"	4" ¹	4" ¹	
	L Escutcheon	1-3/8"	4"	4" ¹	4"		4"	4" ¹	4" ¹	
	N Escutcheon	1-3/4"	2-1/4"	2-1/4"	2-1/4"		2-1/4"	2-1/4"	2-1/4"	
Conventional (P, P6, L)	Sectional	1-3/8"	4"	4" ²	4"		4"	4" ²	4" ²	
	L Escutcheon	1-3/8"	4"	4" ²	4"		4"	4" ²	4" ²	
	N Escutcheon	1-3/4"	2-1/4"	2-1/4"	2-1/4"		2-1/4"	2-1/4"	2-1/4"	
Everest SL (Z)	Sectional	1-3/8"	1-3/4"	N/A	4"		1-3/4"	N/A	N/A	
	L Escutcheon	1-3/8"	1-3/4"	N/A	4"	1-3/4"	N/A	N/A		
	N Escutcheon	1-3/4"	1-3/4"	N/A	2-1/4"	1-3/4"	N/A	N/A		
Concealed (C6, C, W)	L Escutcheon	1-3/8" ³	4"	4" ²	4"	4"	4" ²	4" ²		
		1-3/4" ⁴								

¹ Requires use of XB11-475.
² Requires use of XB03-418.
³ Single cylinder only.
⁴ Double cylinder only.

COMPLETE LOCKS DOOR DIMENSIONS

- EE = Extended Equally, EO = Extended Outside, EI = Extended Inside, ED = Extended Differently

INDICATOR DOOR DIMENSIONS - COMPLETE LOCKS							
SECTIONAL	Door Range	1-1/4" to 1-9/16"	>1-9/16" to 1-7/8"	>1-7/8" to 2-1/8"			
	Order	1-3/8"	1-3/4"	2"			
Indicator Location		EE	EE	EE	EO	EI	ED
Outside Only		Available	Available	Available	RFQ/Special ¹	Available	RFQ/Special ¹
Inside Only		Available	Available	Available	Available	RFQ/Special ¹	RFQ/Special ¹
Dual		Available	Available	Available	RFQ/Special ¹	RFQ/Special ¹	RFQ/Special ¹
ESCUTCHEON	Door Range	1-1/4" to 1-9/16"	>1-9/16" to 1-7/8"	>1-7/8" to 2-1/8"			
	Order	1-3/8"	1-3/4"	2"			
Indicator Location		EE	EE	EE	EO	EI	ED
Outside Only		Available	Available	Available	RFQ/Special ¹	Available	RFQ/Special ¹
Inside Only		Available	Available	Available	RFQ/Special ¹	RFQ/Special ¹	RFQ/Special ¹
Dual		Available	Available	RFQ/Special ¹	RFQ/Special ¹	RFQ/Special ¹	RFQ/Special ¹

¹ Please refer to page 6 for information on the Custom Special Product Process.

INDICATOR DOOR DIMENSIONS - COMPLETE LOCKS									
SECTIONAL	Door Range	>2-1/8" to 2-3/8"				>2-3/8"–3-5/8"			
	Order	2-1/4"				>2-3/8"			
Indicator Location		EE	EO	EI	ED	EE	EO	EI	ED
Outside Only		Available	RFQ/Special ²	Available	RFQ/Special ²	RFQ/Special ²	RFQ/Special ²	RFQ/Special ²	RFQ/Special ²
Inside Only		Available	Available	RFQ/Special ²	RFQ/Special ²	RFQ/Special ²	RFQ/Special ²	RFQ/Special ²	RFQ/Special ²
Dual		Available	RFQ/Special ²	RFQ/Special ²	RFQ/Special ²	RFQ/Special ²	RFQ/Special ²	RFQ/Special ²	RFQ/Special ²
ESCUTCHEON	Door Range	>2-1/8" to 2-3/8"				>2-3/8"–3-5/8"			
	Order	2-1/4"				>2-3/8"			
Indicator Location		EE	EO	EI	ED	EE	EO	EI	ED
Outside Only		Available	RFQ/Special ²	Available	RFQ/Special ²	RFQ/Special ²	RFQ/Special ²	RFQ/Special ²	RFQ/Special ¹
Inside Only		Available	RFQ/Special ²	RFQ/Special ²	RFQ/Special ²	RFQ/Special ²	RFQ/Special ²	RFQ/Special ²	RFQ/Special ¹
Dual		RFQ/Special ²	RFQ/Special ²	RFQ/Special ²	RFQ/Special ²	RFQ/Special ²	RFQ/Special ²	RFQ/Special ²	RFQ/Special ¹

² Please refer to page 6 for information on the Custom Special Product Process.

COMPLETE LOCKS

DOOR DIMENSIONS

- EE = Extended Equally, EO = Extended Outside, EI = Extended Inside, ED = Extended Differently

INDICATOR DOOR DIMENSIONS - KITS							
SECTIONAL	Door Range	1-1/4" to 1-9/16"	>1-9/16" to 1-7/8"	>1-7/8" to 2-1/8"			
	Order	1-3/8"	1-3/4"	2"			
Indicator Location		EE	EE	EE	EO	EI	ED
Outside Only		Available	Available	Available	RFQ/Special ¹	RFQ/Special ¹	RFQ/Special ¹
Inside Only		Available	Available	Available	RFQ/Special ¹	RFQ/Special ¹	RFQ/Special ¹
ESCUTCHEON	Door Range	1-1/4" to 1-9/16"	>1-9/16" to 1-7/8"	>1-7/8" to 2-1/8"			
	Order	1-3/8"	1-3/4"	2"			
Indicator Location		EE	EE	EE	EO	EI	ED
Outside Only		N/A	Available	N/A	N/A	N/A	N/A
Inside Only		N/A	Available	N/A	N/A	N/A	N/A

¹ Please refer to page 6 for information on the Custom Special Product Process.

INDICATOR DOOR DIMENSIONS - KITS									
SECTIONAL	Door Range	>2-1/8" to 2-3/8"				>2-3/8"-3-5/8"			
	Order	2-1/4"				>2-3/8"			
Indicator Location		EE	EO	EI	ED	EE	EO	EI	ED
Outside Only		Available	RFQ/Special ²	RFQ/Special ²	RFQ/Special ²	RFQ/Special ²	RFQ/Special ²	RFQ/Special ²	RFQ/Special ²
Inside Only		Available	RFQ/Special ²	RFQ/Special ²	RFQ/Special ²	RFQ/Special ²	RFQ/Special ²	RFQ/Special ²	RFQ/Special ²
ESCUTCHEON	Door Range	>2-1/8" to 2-3/8"				>2-3/8"-3-5/8"			
	Order	2-1/4"				>2-3/8"			
Indicator Location		EE	EO	EI	ED	EE	EO	EI	ED
Outside Only		N/A	N/A	N/A	N/A	N/A	N/A	N/A	N/A
Inside Only		N/A	N/A	N/A	N/A	N/A	N/A	N/A	N/A

² Please refer to page 6 for information on the Custom Special Product Process.

COMPLETE LOCKS DOOR DIMENSIONS

⁵ For extended different please contact Schlage Technical Support.

				EXTENDED EQUALLY (EE)					
				Non-keyed functions		Single cylinder functions		Double cylinder functions	
Door handing	Door thickness	Default strike lip length	Strike part number	Door thickness adder	Strike lip length adder	Door thickness adder	Strike lip length adder	Door thickness adder	Strike lip length adder
RH, LH, LHR, RHR	2"	1-1/2"	10-072-1-1/2	\$0	\$0	\$0	\$0	\$0	\$0
	2-1/4"	1-3/4"	10-072-1-3/4	\$0	\$48.00	\$0	\$48.00	\$0	\$48.00
	2-1/2"	1-3/4"	10-072-1-3/4	\$0	\$48.00	\$0	\$48.00	\$0	\$48.00
	2-3/4"	2"	10-072-2	\$158.00	\$48.00	\$775.00	\$48.00	\$1,385.00	\$48.00
	3"	2"	10-072-2	\$158.00	\$48.00	\$775.00	\$48.00	\$1,385.00	\$48.00
	3-1/4"	2-1/4"	XK10-992 214	\$158.00	\$48.00	\$775.00	\$48.00	\$1,385.00	\$48.00
	3-1/2"	2-1/4"	XK10-992 214	\$158.00	\$48.00	\$775.00	\$48.00	\$1,385.00	\$48.00
	3-3/4"	2-1/2"	XK10-992 212	\$158.00	\$314.00	\$775.00	\$314.00	\$1,385.00	\$314.00
	4"	2-1/2"	XK10-992 212	\$158.00	\$314.00	\$775.00	\$314.00	\$1,385.00	\$314.00

				EXTENDED INSIDE (EI)					
				Non-keyed functions		Single cylinder functions		Double cylinder functions	
Door handing	Door thickness	Default strike lip length	Strike part number	Door thickness adder	Strike lip length adder	Door thickness adder	Strike lip length adder	Door thickness adder	Strike lip length adder
RH, LH	2"	1-3/4"	10-072-1-3/4	\$0	\$48.00	\$0	\$48.00	\$0	\$48.00
	2-1/4"	2"	10-072-2	\$0	\$48.00	\$0	\$48.00	\$0	\$48.00
	2-1/2"	2-1/4"	XK10-992 214	\$0	\$48.00	\$0	\$48.00	\$0	\$48.00
	2-3/4"	2-1/2"	XK10-992 212	\$158.00	\$314.00	\$775.00	\$314.00	\$1,385.00	\$314.00
	3"	2-3/4"	XK10-992 234	\$158.00	\$314.00	\$775.00	\$314.00	\$1,385.00	\$314.00
	3-1/4"	3"	XK10-992 300	\$158.00	\$314.00	\$775.00	\$314.00	\$1,385.00	\$314.00
	3-1/2"	3-1/4"	XK10-992 314	\$158.00	\$314.00	\$775.00	\$314.00	\$1,385.00	\$314.00
	3-3/4"	3-1/2"	XK10-992-312	\$158.00	\$314.00	\$775.00	\$314.00	\$1,385.00	\$314.00
	4"	3-3/4"	XK10-992-334	\$158.00	\$314.00	\$775.00	\$314.00	\$1,385.00	\$314.00
LHR, RHR	2"	1-3/16"	10-072	\$0	\$0	\$0	\$0	\$0	\$0
	2-1/4"	1-3/16"	10-072	\$0	\$0	\$0	\$0	\$0	\$0
	2-1/2"	1-3/16"	10-072	\$0	\$0	\$0	\$0	\$0	\$0
	2-3/4"	1-3/16"	10-072	\$158.00	\$0	\$775.00	\$0	\$1,385.00	\$0
	3"	1-3/16"	10-072	\$158.00	\$0	\$775.00	\$0	\$1,385.00	\$0
	3-1/4"	1-3/16"	10-072	\$158.00	\$0	\$775.00	\$0	\$1,385.00	\$0
	3-1/2"	1-3/16"	10-072	\$158.00	\$0	\$775.00	\$0	\$1,385.00	\$0
	3-3/4"	1-3/16"	10-072	\$158.00	\$0	\$775.00	\$0	\$1,385.00	\$0
	4"	1-3/16"	10-072	\$158.00	\$0	\$775.00	\$0	\$1,385.00	\$0



COMPLETE LOCKS

DOOR DIMENSIONS

Door handing	Door thickness	Default strike lip length	Strike part number	EXTENDED OUTSIDE (EO)					
				Non-keyed functions		Single cylinder functions		Double cylinder functions	
				Door thickness adder	Strike lip length adder	Door thickness adder	Strike lip length adder	Door thickness adder	Strike lip length adder
RH, LH	2"	1-3/16"	10-072	\$0	\$0	\$0	\$0	\$0	\$0
	2-1/4"	1-3/16"	10-072	\$0	\$0	\$0	\$0	\$0	\$0
	2-1/2"	1-3/16"	10-072	\$0	\$0	\$0	\$0	\$0	\$0
	2-3/4"	1-3/16"	10-072	\$158.00	\$0	\$775.00	\$0	\$1,385.00	\$0
	3"	1-3/16"	10-072	\$158.00	\$0	\$775.00	\$0	\$1,385.00	\$0
	3-1/4"	1-3/16"	10-072	\$158.00	\$0	\$775.00	\$0	\$1,385.00	\$0
	3-1/2"	1-3/16"	10-072	\$158.00	\$0	\$775.00	\$0	\$1,385.00	\$0
	3-3/4"	1-3/16"	10-072	\$158.00	\$0	\$775.00	\$0	\$1,385.00	\$0
LHR, RHR	2"	1-3/4"	10-072-1-3/4	\$0	\$48.00	\$0	\$48.00	\$0	\$48.00
	2-1/4"	2"	10-072-2	\$0	\$48.00	\$0	\$48.00	\$0	\$48.00
	2-1/2"	2-1/4"	XK10-992 214	\$0	\$48.00	\$0	\$48.00	\$0	\$48.00
	2-3/4"	2-1/2"	XK10-992 212	\$158.00	\$314.00	\$775.00	\$314.00	\$1,385.00	\$314.00
	3"	2-3/4"	XK10-992 234	\$158.00	\$314.00	\$775.00	\$314.00	\$1,385.00	\$314.00
	3-1/4"	3"	XK10-992 300	\$158.00	\$314.00	\$775.00	\$314.00	\$1,385.00	\$314.00
	3-1/2"	3-1/4"	XK10-992 314	\$158.00	\$314.00	\$775.00	\$314.00	\$1,385.00	\$314.00
	3-3/4"	3-1/2"	XK10-992-312	\$158.00	\$314.00	\$775.00	\$314.00	\$1,385.00	\$314.00
	4"	3-3/4"	XK10-992-334	\$158.00	\$314.00	\$775.00	\$314.00	\$1,385.00	\$314.00

Door thickness	Handing		Default strike lip length	Strike part number	EXTENDED DIFFERENT (ED)					
	RH or LH	LHR or RHR			Non-keyed functions		Single cylinder functions		Double cylinder functions	
	Inside door edge to door center line	Outside door edge to door center line			Door thickness adder	Strike lip length adder	Door thickness adder	Strike lip length adder	Door thickness adder	Strike lip length adder
2"	7/8"	7/8"	1-3/16"	10-072	\$0	\$0	\$0	\$0	\$0	\$0
	1"	1"	1-1/2"	10-072-1-1/2	\$0	\$0	\$0	\$0	\$0	\$0
	1-1/8"	1-1/8"	1-3/4"	10-072-1-3/4	\$0	\$48.00	\$0	\$48.00	\$0	\$48.00
2-1/4"	7/8"	7/8"	1-3/16"	10-072	\$0	\$0	\$0	\$0	\$0	\$0
	1"	1"	1-1/2"	10-072-1-1/2	\$0	\$0	\$0	\$0	\$0	\$0
	1-1/8"	1-1/8"	1-3/4"	10-072-1-3/4	\$0	\$48.00	\$0	\$48.00	\$0	\$48.00
	1-1/4"	1-1/4"	1-3/4"	10-072-1-3/4	\$0	\$48.00	\$0	\$48.00	\$0	\$48.00
	1-3/8"	1-3/8"	2"	10-072-2	\$0	\$48.00	\$0	\$48.00	\$0	\$48.00
2-1/2"	7/8"	7/8"	1-3/16"	10-072	\$0	\$0	\$0	\$0	\$0	\$0
	1"	1"	1-1/2"	10-072-1-1/2	\$0	\$0	\$0	\$0	\$0	\$0
	1-1/8"	1-1/8"	1-3/4"	10-072-1-3/4	\$0	\$48.00	\$0	\$48.00	\$0	\$48.00
	1-1/4"	1-1/4"	1-3/4"	10-072-1-3/4	\$0	\$48.00	\$0	\$48.00	\$0	\$48.00
	1-3/8"	1-3/8"	2"	10-072-2	\$0	\$48.00	\$0	\$48.00	\$0	\$48.00
	1-1/2"	1-1/2"	2"	10-072-2	\$0	\$48.00	\$0	\$48.00	\$0	\$48.00
	1-5/8"	1-5/8"	2-1/4"	XK10-992 214	\$0	\$48.00	\$0	\$48.00	\$0	\$48.00

CYLINDRICAL
DEADBOLTS
MORTISE
MULTIPOINT
INTERCONNECT
TUBULAR
SPECIALTY
PORTABLE
CYLINDERS / KEYS
TOOLS / KITS
MERCHANDISING
FORMS

COMPLETE LOCKS DOOR DIMENSIONS

Door thickness	Handing		Default strike lip length	Strike part number	EXTENDED DIFFERENT (ED)					
	RH or LH	LHR or RHR			Non-keyed functions		Single cylinder functions		Double cylinder functions	
	Inside door edge to door center line	Outside door edge to door center line			Door thickness adder	Strike lip length adder	Door thickness adder	Strike lip length adder	Door thickness adder	Strike lip length adder
2-3/4"	7/8"	7/8"	1-3/16"	10-072	\$158.00	\$0	\$775.00	\$0	\$1,385.00	\$0
	1"	1"	1-1/2"	10-072-1-1/2	\$158.00	\$0	\$775.00	\$0	\$1,385.00	\$0
	1-1/8"	1-1/8"	1-3/4"	10-072-1-3/4	\$158.00	\$48.00	\$775.00	\$48.00	\$1,385.00	\$48.00
	1-1/4"	1-1/4"	1-3/4"	10-072-1-3/4	\$158.00	\$48.00	\$775.00	\$48.00	\$1,385.00	\$48.00
	1-3/8"	1-3/8"	2"	10-072-2	\$158.00	\$48.00	\$775.00	\$48.00	\$1,385.00	\$48.00
	1-1/2"	1-1/2"	2"	10-072-2	\$158.00	\$48.00	\$775.00	\$48.00	\$1,385.00	\$48.00
	1-5/8"	1-5/8"	2-1/4"	XK10-992 214	\$158.00	\$48.00	\$775.00	\$48.00	\$1,385.00	\$48.00
	1-3/4"	1-3/4"	2-1/4"	XK10-992 214	\$158.00	\$48.00	\$775.00	\$48.00	\$1,385.00	\$48.00
3"	1-7/8"	1-7/8"	2-1/2"	XK10-992 212	\$158.00	\$314.00	\$775.00	\$314.00	\$1,385.00	\$314.00
	7/8"	7/8"	1-3/16"	10-072	\$158.00	\$0	\$775.00	\$0	\$1,385.00	\$0
	1"	1"	1-1/2"	10-072-1-1/2	\$158.00	\$0	\$775.00	\$0	\$1,385.00	\$0
	1-1/8"	1-1/8"	1-3/4"	10-072-1-3/4	\$158.00	\$48.00	\$775.00	\$48.00	\$1,385.00	\$48.00
	1-1/4"	1-1/4"	1-3/4"	10-072-1-3/4	\$158.00	\$48.00	\$775.00	\$48.00	\$1,385.00	\$48.00
	1-3/8"	1-3/8"	2"	10-072-2	\$158.00	\$48.00	\$775.00	\$48.00	\$1,385.00	\$48.00
	1-1/2"	1-1/2"	2"	10-072-2	\$158.00	\$48.00	\$775.00	\$48.00	\$1,385.00	\$48.00
	1-5/8"	1-5/8"	2-1/4"	XK10-992 214	\$158.00	\$48.00	\$775.00	\$48.00	\$1,385.00	\$48.00
	1-3/4"	1-3/4"	2-1/4"	XK10-992 214	\$158.00	\$48.00	\$775.00	\$48.00	\$1,385.00	\$48.00
	1-7/8"	1-7/8"	2-1/2"	XK10-992 212	\$158.00	\$314.00	\$775.00	\$314.00	\$1,385.00	\$314.00
3-1/4"	2"	2"	2-1/2"	XK10-992 212	\$158.00	\$314.00	\$775.00	\$314.00	\$1,385.00	\$314.00
	2-1/8"	2-1/8"	2-3/4"	XK10-992 234	\$158.00	\$314.00	\$775.00	\$314.00	\$1,385.00	\$314.00
	7/8"	7/8"	1-3/16"	10-072	\$158.00	\$0	\$775.00	\$0	\$1,385.00	\$0
	1"	1"	1-1/2"	10-072-1-1/2	\$158.00	\$0	\$775.00	\$0	\$1,385.00	\$0
	1-1/8"	1-1/8"	1-3/4"	10-072-1-3/4	\$158.00	\$48.00	\$775.00	\$48.00	\$1,385.00	\$48.00
	1-1/4"	1-1/4"	1-3/4"	10-072-1-3/4	\$158.00	\$48.00	\$775.00	\$48.00	\$1,385.00	\$48.00
	1-3/8"	1-3/8"	2"	10-072-2	\$158.00	\$48.00	\$775.00	\$48.00	\$1,385.00	\$48.00
	1-1/2"	1-1/2"	2"	10-072-2	\$158.00	\$48.00	\$775.00	\$48.00	\$1,385.00	\$48.00
	1-5/8"	1-5/8"	2-1/4"	XK10-992 214	\$158.00	\$48.00	\$775.00	\$48.00	\$1,385.00	\$48.00
	1-3/4"	1-3/4"	2-1/4"	XK10-992 214	\$158.00	\$48.00	\$775.00	\$48.00	\$1,385.00	\$48.00
	1-7/8"	1-7/8"	2-1/2"	XK10-992 212	\$158.00	\$314.00	\$775.00	\$314.00	\$1,385.00	\$314.00
	2"	2"	2-1/2"	XK10-992 212	\$158.00	\$314.00	\$775.00	\$314.00	\$1,385.00	\$314.00
2-1/8"	2-1/8"	2-3/4"	XK10-992 234	\$158.00	\$314.00	\$775.00	\$314.00	\$1,385.00	\$314.00	
2-1/4"	2-1/4"	2-3/4"	XK10-992 234	\$158.00	\$314.00	\$775.00	\$314.00	\$1,385.00	\$314.00	
2-3/8"	2-3/8"	3"	XK10-992 300	\$158.00	\$314.00	\$775.00	\$314.00	\$1,385.00	\$314.00	



COMPLETE LOCKS

DOOR DIMENSIONS

Door thickness	Handing		Default strike lip length	Strike part number	EXTENDED DIFFERENT (ED)					
	RH or LH	LHR or RHR			Non-keyed functions		Single cylinder functions		Double cylinder functions	
	Inside door edge to door center line	Outside door edge to door center line			Door thickness adder	Strike lip length adder	Door thickness adder	Strike lip length adder	Door thickness adder	Strike lip length adder
3-1/2"	7/8"	7/8"	1-3/16"	10-072	\$158.00	\$0	\$775.00	\$0	\$1,385.00	\$0
	1"	1"	1-1/2"	10-072 112	\$158.00	\$0	\$775.00	\$0	\$1,385.00	\$0
	1-1/8"	1-1/8"	1-3/4"	10-072 1-3/4	\$158.00	\$48.00	\$775.00	\$48.00	\$1,385.00	\$48.00
	1-1/4"	1-1/4"	1-3/4"	10-072 1-3/4	\$158.00	\$48.00	\$775.00	\$48.00	\$1,385.00	\$48.00
	1-3/8"	1-3/8"	2"	10-072 2	\$158.00	\$48.00	\$775.00	\$48.00	\$1,385.00	\$48.00
	1-1/2"	1-1/2"	2"	10-072 2	\$158.00	\$48.00	\$775.00	\$48.00	\$1,385.00	\$48.00
	1-5/8"	1-5/8"	2-1/4"	XK10-992 214	\$158.00	\$48.00	\$775.00	\$48.00	\$1,385.00	\$48.00
	1-3/4"	1-3/4"	2-1/4"	XK10-992 214	\$158.00	\$48.00	\$775.00	\$48.00	\$1,385.00	\$48.00
	1-7/8"	1-7/8"	2-1/2"	XK10-992 212	\$158.00	\$314.00	\$775.00	\$314.00	\$1,385.00	\$314.00
	2"	2"	2-1/2"	XK10-992 212	\$158.00	\$314.00	\$775.00	\$314.00	\$1,385.00	\$314.00
	2-1/8"	2-1/8"	2-3/4"	XK10-992 234	\$158.00	\$314.00	\$775.00	\$314.00	\$1,385.00	\$314.00
	2-1/4"	2-1/4"	2-3/4"	XK10-992 234	\$158.00	\$314.00	\$775.00	\$314.00	\$1,385.00	\$314.00
	2-3/8"	2-3/8"	3"	XK10-992 300	\$158.00	\$314.00	\$775.00	\$314.00	\$1,385.00	\$314.00
	2-1/2"	2-1/2"	3"	XK10-992 300	\$158.00	\$314.00	\$775.00	\$314.00	\$1,385.00	\$314.00
2-5/8"	2-5/8"	3-1/4"	XK10-992 314	\$158.00	\$314.00	\$775.00	\$314.00	\$1,385.00	\$314.00	
3-3/4"	7/8"	7/8"	1-3/16"	10-072	\$158.00	\$0	\$775.00	\$0	\$1,385.00	\$0
	1"	1"	1-1/2"	10-072 112	\$158.00	\$0	\$775.00	\$0	\$1,385.00	\$0
	1-1/8"	1-1/8"	1-3/4"	10-072 1-3/4	\$158.00	\$48.00	\$775.00	\$48.00	\$1,385.00	\$48.00
	1-1/4"	1-1/4"	1-3/4"	10-072 1-3/4	\$158.00	\$48.00	\$775.00	\$48.00	\$1,385.00	\$48.00
	1-3/8"	1-3/8"	2"	10-072 2	\$158.00	\$48.00	\$775.00	\$48.00	\$1,385.00	\$48.00
	1-1/2"	1-1/2"	2"	10-072 2	\$158.00	\$48.00	\$775.00	\$48.00	\$1,385.00	\$48.00
	1-5/8"	1-5/8"	2-1/4"	XK10-992 214	\$158.00	\$48.00	\$775.00	\$48.00	\$1,385.00	\$48.00
	1-3/4"	1-3/4"	2-1/4"	XK10-992 214	\$158.00	\$48.00	\$775.00	\$48.00	\$1,385.00	\$48.00
	1-7/8"	1-7/8"	2-1/2"	XK10-992 212	\$158.00	\$314.00	\$775.00	\$314.00	\$1,385.00	\$314.00
	2"	2"	2-1/2"	XK10-992 212	\$158.00	\$314.00	\$775.00	\$314.00	\$1,385.00	\$314.00
	2-1/8"	2-1/8"	2-3/4"	XK10-992 234	\$158.00	\$314.00	\$775.00	\$314.00	\$1,385.00	\$314.00
	2-1/4"	2-1/4"	2-3/4"	XK10-992 234	\$158.00	\$314.00	\$775.00	\$314.00	\$1,385.00	\$314.00
	2-3/8"	2-3/8"	3"	XK10-992 300	\$158.00	\$314.00	\$775.00	\$314.00	\$1,385.00	\$314.00
	2-1/2"	2-1/2"	3"	XK10-992 300	\$158.00	\$314.00	\$775.00	\$314.00	\$1,385.00	\$314.00
2-5/8"	2-5/8"	3-1/4"	XK10-992 314	\$158.00	\$314.00	\$775.00	\$314.00	\$1,385.00	\$314.00	
2-3/4"	2-3/4"	3-1/4"	XK10-992 314	\$158.00	\$314.00	\$775.00	\$314.00	\$1,385.00	\$314.00	
2-7/8"	2-7/8"	3-1/2"	XK10-992 312	\$158.00	\$314.00	\$775.00	\$314.00	\$1,385.00	\$314.00	

CYLINDRICAL
DEADBOLT
MORTISE
MULTIPOINT
INTERCONNECT
TUBULAR
SPECIALTY
PORTABLE
CYLINDERS / KEYS
TOOLS / KITS
MERCHANDISING
FORMS

COMPLETE LOCKS DOOR DIMENSIONS

Door thickness	Handing		Default strike lip length	Strike part number	EXTENDED DIFFERENT (ED)					
	RH or LH	LHR or RHR			Non-keyed functions		Single cylinder functions		Double cylinder functions	
	Inside door edge to door center line	Outside door edge to door center line			Door thickness adder	Strike lip length adder	Door thickness adder	Strike lip length adder	Door thickness adder	Strike lip length adder
4"	7/8"	7/8"	1-3/16"	10-072	\$158.00	\$0	\$775.00	\$0	\$1,385.00	\$0
	1"	1"	1-1/2"	10-072 112	\$158.00	\$0	\$775.00	\$0	\$1,385.00	\$0
	1-1/8"	1-1/8"	1-3/4"	10-072 1-3/4	\$158.00	\$48.00	\$775.00	\$48.00	\$1,385.00	\$48.00
	1-1/4"	1-1/4"	1-3/4"	10-072 1-3/4	\$158.00	\$48.00	\$775.00	\$48.00	\$1,385.00	\$48.00
	1-3/8"	1-3/8"	2"	10-072 2	\$158.00	\$48.00	\$775.00	\$48.00	\$1,385.00	\$48.00
	1-1/2"	1-1/2"	2"	10-072 2	\$158.00	\$48.00	\$775.00	\$48.00	\$1,385.00	\$48.00
	1-5/8"	1-5/8"	2-1/4"	XK10-992 214	\$158.00	\$48.00	\$775.00	\$48.00	\$1,385.00	\$48.00
	1-3/4"	1-3/4"	2-1/4"	XK10-992 214	\$158.00	\$48.00	\$775.00	\$48.00	\$1,385.00	\$48.00
	1-7/8"	1-7/8"	2-1/2"	XK10-992 212	\$158.00	\$314.00	\$775.00	\$314.00	\$1,385.00	\$314.00
	2"	2"	2-1/2"	XK10-992 212	\$158.00	\$314.00	\$775.00	\$314.00	\$1,385.00	\$314.00
	2-1/8"	2-1/8"	2-3/4"	XK10-992 234	\$158.00	\$314.00	\$775.00	\$314.00	\$1,385.00	\$314.00
	2-1/4"	2-1/4"	2-3/4"	XK10-992 234	\$158.00	\$314.00	\$775.00	\$314.00	\$1,385.00	\$314.00
	2-3/8"	2-3/8"	3"	XK10-992 300	\$158.00	\$314.00	\$775.00	\$314.00	\$1,385.00	\$314.00
	2-1/2"	2-1/2"	3"	XK10-992 300	\$158.00	\$314.00	\$775.00	\$314.00	\$1,385.00	\$314.00
	2-5/8"	2-5/8"	3-1/4"	XK10-992 314	\$158.00	\$314.00	\$775.00	\$314.00	\$1,385.00	\$314.00
	2-3/4"	2-3/4"	3-1/4"	XK10-992 314	\$158.00	\$314.00	\$775.00	\$314.00	\$1,385.00	\$314.00
	2-7/8"	2-7/8"	3-1/2"	XK10-992 312	\$158.00	\$314.00	\$775.00	\$314.00	\$1,385.00	\$314.00
	3"	3"	3-1/2"	XK10-992 312	\$158.00	\$314.00	\$775.00	\$314.00	\$1,385.00	\$314.00
3-1/8"	3-1/8"	3-3/4"	XK10-992 334	\$158.00	\$314.00	\$775.00	\$314.00	\$1,385.00	\$314.00	



COMPLETE LOCKS

LOCK MONITORING

		OPTIONAL LOCK MONITORING							
		Request to Exit		Latchbolt Monitor		Door Position Sensor		Deadbolt Monitor	
		Specify	Price Adj.	Specify	Price Adj.	Specify	Price Adj.	Specify	Price Adj.
KEYLESS FUNCTIONS									
L9010		RX	\$268.00	LX	\$268.00	DPS	\$268.00	N/A	-
L9025		RX	\$268.00	LX	\$268.00	DPS	\$268.00	N/A	-
L9040	LV9040	N/A	-	N/A	-	N/A	-	N/A	-
L9044	LV9044	N/A	-	N/A	-	N/A	-	N/A	-
L9440	LV9440	N/A	-	N/A	-	N/A	-	N/A	-
L9444	LV9444	N/A	-	N/A	-	N/A	-	N/A	-
L9090EL/EU	LV9090EL/EU	RX	\$268.00	LX ¹	\$268.00	DPS ¹	\$268.00	N/A	-
L9091EL/EU	LV9091EL/EU	RX	\$268.00	LX ¹	\$268.00	DPS ¹	\$268.00	N/A	-
KEYED, SINGLE CYLINDER, NON-DEADBOLT FUNCTIONS									
L9026		RX	\$268.00	LX	\$268.00	DPS	\$268.00	N/A	-
L9050	LV9050	RX	\$268.00	LX ¹	\$268.00	N/A	-	N/A	-
L9056	LV9056	RX	\$268.00	LX ¹	\$268.00	N/A	-	N/A	-
L9056 with XL13-439	LV9056 with XL13-439	N/A	-	N/A	-	N/A	-	N/A	-
L9070	LV9070	RX	\$268.00	LX ¹	\$268.00	N/A	-	N/A	-
L9076	LV9076	N/A	-	N/A	-	N/A	-	N/A	-
L9080	LV9080	RX	\$268.00	LX ¹	\$268.00	DPS ¹	\$268.00	N/A	-
L9092EL/EU	LV9092EL/EU	RX	\$268.00	LX ¹	\$268.00	DPS ¹	\$268.00	N/A	-
L9093EL/EU	LV9093EL/EU	RX	\$268.00	LX ¹	\$268.00	DPS ¹	\$268.00	N/A	-
KEYED, DOUBLE CYLINDER, NON-DEADBOLT FUNCTIONS									
L9060	LV9060	N/A	-	N/A	-	N/A	-	N/A	-
L9071	LV9071	RX	\$268.00	LX ¹	\$268.00	N/A	-	N/A	-
L9077	LV9077	N/A	-	N/A	-	N/A	-	N/A	-
L9082		N/A	-	LX	\$268.00	DPS	\$268.00	N/A	-
L9095EL/EU	LV9095EL/EU	RX	\$268.00	LX ¹	\$268.00	DPS ¹	\$268.00	N/A	-
KEYED, SINGLE CYLINDER, DEADBOLT FUNCTIONS									
L9453	LV9453	RX	\$268.00	LX ¹	\$268.00	N/A	-	DM ¹	\$268.00
L9456	LV9456	RX	\$268.00	LX ¹	\$268.00	N/A	-	DM ¹	\$268.00
L9456 with XL13-439	LV9456 with XL13-439	N/A	-	N/A	-	N/A	-	N/A	-
L9465		RX	\$268.00	LX	\$268.00	N/A	-	N/A	-
L9473		N/A	-	N/A	-	N/A	-	N/A	-
L9480	LV9480	RX	\$268.00	LX ¹	\$268.00	N/A	-	DM ¹	\$268.00
L9480 with XL13-439	LV9480 with XL13-439	N/A	-	N/A	-	N/A	-	N/A	-
L9485	LV9485	RX	\$268.00	LX ¹	\$268.00	N/A	-	DM ¹	\$268.00
L9485 with XL13-439	LV9485 with XL13-439	N/A	-	N/A	-	N/A	-	N/A	-
L9486	LV9486	RX	\$268.00	LX ¹	\$268.00	N/A	-	DM ¹	\$268.00
L9486 with XL13-439	LV9486 with XL13-439	N/A	-	N/A	-	N/A	-	N/A	-
L9496	LV9496	RX	\$268.00	LX ¹	\$268.00	N/A	-	DM	\$268.00
L9496 with XL13-439	LV9496 with XL13-439	N/A	-	N/A	-	N/A	-	N/A	-

1. Vandgard function (LV) not available. Vandlgard only available with Request to Exit (RX).

CYLINDRICAL
DEADBOLT
MORTISE
MULTIPOINT
INTERCONNECT
TUBULAR
SPECIALTY
PORTABLE
CYLINDERS / KEYS
TOOLS / KITS
MERCHANTISING
FORMS



COMPLETE LOCKS LOCK MONITORING

OPTIONAL LOCK MONITORING									
		Request to Exit		Latchbolt Monitor		Door Position Sensor		Deadbolt Monitor	
		Specify	Price Adj.	Specify	Price Adj.	Specify	Price Adj.	Specify	Price Adj.

KEYED, SINGLE CYLINDER, DEADBOLT FUNCTIONS									
L9492EL/EU	LV9492EL/EU	RX	\$268.00	LX ¹	\$268.00	N/A	-	Included ¹	\$0.00
L9492EL/EU with XL13-439	LV9492EL/EU with XL13-439	N/A	-	N/A	-	N/A	-	DM	\$268.00
L9493EL/EU	LV9493EL/EU	RX	\$268.00	LX ¹	\$268.00	N/A	-	Included ¹	\$0.00
L9493EL/EU with XL13-439	LV9493EL/EU with XL13-439	N/A	-	N/A	-	N/A	-	DM	\$268.00
KEYED, DOUBLE CYLINDER, DEADBOLT FUNCTIONS									
L9457	LV9457	N/A	-	N/A	-	N/A	-	N/A	-
L9458	LV9458	RX	\$268.00	N/A	-	N/A	-	DM	\$268.00
L9466		RX	\$268.00	LX	\$268.00	N/A	-	N/A	-
L9494EL/EU	LV9494EL/EU	RX	\$268.00	LX ¹	\$268.00	N/A	-	Included ¹	\$0.00
L9495EL/EU	LV9495EL/EU	RX	\$268.00	LX ¹	\$268.00	N/A	-	Included ¹	\$0.00
KEYED DEADBOLTS									
L9460		N/A	-	N/A	-	N/A	-	N/A	-
L9462		N/A	-	N/A	-	N/A	-	N/A	-
L9463		N/A	-	N/A	-	N/A	-	N/A	-
L9464		N/A	-	N/A	-	N/A	-	N/A	-
3 POINT LATCHING									
LM9310		N/A	-	N/A	-	N/A	-	N/A	-
LM9325		N/A	-	N/A	-	N/A	-	N/A	-
LM9350	LMV9350	N/A	-	N/A	-	N/A	-	N/A	-
LM9370	LMV9370	N/A	-	N/A	-	N/A	-	N/A	-
LM9371	LMV9371	N/A	-	N/A	-	N/A	-	N/A	-
LM9380	LMV9380	N/A	-	N/A	-	N/A	-	N/A	-

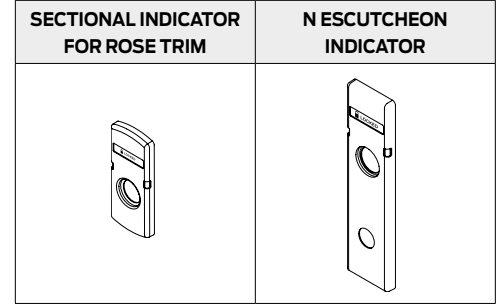
1. Vandlgard function (LV) not available. Vandlgard only available with Request to Exit (RX).

COMPLETE LOCKS INDICATORS

NEW! GEN 2 L9000 INDICATORS

180° visibility, for rose or N escutcheon trim

- Indicator option available for outside, inside, or both (depending on function)
- To specify a lock with dual indication, list the outside designation first, then the inside designation
- All indicators require additional door preparation
- Indicator options not available with ligature resistant trim (SL1, SK1, HSLR)
- Indicators used on L/LV9040 and L/LV9440 include part number 47285675, emergency key screwdriver tool



	OPTIONAL INDICATORS							
	🔒 LOCKED		OCCUPIED		DO NOT DISTURB		🔒	
	🔓 UNLOCKED		VACANT				🔓	
	Specify	Price adj.	Specify	Price adj.	Specify	Price adj.	Specify	Price adj.
INSIDE OF DOOR	IS-LOC	\$158.00	IS-OCC	\$158.00	IS-DND	\$158.00	IS-SYM	\$158.00
OUTSIDE OF DOOR	OS-LOC	\$158.00	OS-OCC	\$158.00	OS-DND	\$158.00	OS-SYM	\$158.00

FUNCTION		LOCKED/ UNLOCKED	OCCUPIED/ VACANT	DO NOT DISTURB	LOCKED/ UNLOCKED SYMBOLS	LOCKED/ UNLOCKED	OCCUPIED/ VACANT	DO NOT DISTURB	LOCKED/ UNLOCKED SYMBOLS
KEYLESS FUNCTIONS									
L9010		N/A	N/A	N/A	N/A	N/A	N/A	N/A	N/A
L9025		N/A	N/A	N/A	N/A	N/A	N/A	N/A	N/A
L9040 ¹	LV9040 ¹	IS-LOC	IS-OCC	IS-DND	IS-SYM	OS-LOC	OS-OCC	OS-DND	OS-SYM
L9044 ¹	LV9044 ¹	IS-LOC	IS-OCC	IS-DND	IS-SYM	OS-LOC	OS-OCC	OS-DND	OS-SYM
L9440 ¹	LV9440 ¹	IS-LOC	IS-OCC	IS-DND	IS-SYM	OS-LOC	OS-OCC	OS-DND	OS-SYM
L9444 ¹	LV9444 ¹	IS-LOC	IS-OCC	IS-DND	IS-SYM	OS-LOC	OS-OCC	OS-DND	OS-SYM
L9090 EL/EU	LV9090EL/EU	N/A	N/A	N/A	N/A	N/A	N/A	N/A	N/A
L9091EL/EU	LV9091EL/EU	N/A	N/A	N/A	N/A	N/A	N/A	N/A	N/A
KEYED, SINGLE CYLINDER, NON-DEADBOLT FUNCTIONS									
L9026		N/A	N/A	N/A	N/A	N/A	N/A	N/A	N/A
L9050 ¹	LV9050 ¹	IS-LOC	IS-OCC	IS-DND	IS-SYM	OS-LOC	OS-OCC	OS-DND	OS-SYM
L9056 ¹	LV9056 ¹	IS-LOC	IS-OCC	IS-DND	IS-SYM	OS-LOC	OS-OCC	OS-DND	OS-SYM
L9056 x XL13-439 ¹	LV9056 x XL13-439 ¹	IS-LOC	IS-OCC	IS-DND	IS-SYM	OS-LOC	OS-OCC	OS-DND	OS-SYM
L9070	LV9070	N/A	N/A	N/A	N/A	OS-LOC	OS-OCC	OS-DND	OS-SYM
L9076	LV9076	N/A	N/A	N/A	N/A	N/A	N/A	N/A	N/A
L9080	LV9080	N/A	N/A	N/A	N/A	N/A	N/A	N/A	N/A
L9092EL/EU	LV9092EL/EU	N/A	N/A	N/A	N/A	N/A	N/A	N/A	N/A
L9093EL/EU	LV9093EL/EU	N/A	N/A	N/A	N/A	N/A	N/A	N/A	N/A

1. Available with outside, inside, or dual indication.

COMPLETE LOCKS INDICATORS

L/ML9300 SERIES

OPTIONAL INDICATORS								
🔒 LOCKED		OCCUPIED		DO NOT DISTURB		🔒		
🔓 UNLOCKED		VACANT						🔓
Specify	Price adj.	Specify	Price adj.	Specify	Price adj.	Specify	Price adj.	
INSIDE OF DOOR	IS-LOC	\$158.00	IS-OCC	\$158.00	IS-DND	\$158.00	IS-SYM	\$158.00
OUTSIDE OF DOOR	OS-LOC	\$158.00	OS-OCC	\$158.00	OS-DND	\$158.00	OS-SYM	\$158.00

		LOCKED/ UNLOCKED	OCCUPIED/ VACANT	DO NOT DISTURB	LOCKED/ UNLOCKED SYMBOLS	LOCKED/ UNLOCKED	OCCUPIED/ VACANT	DO NOT DISTURB	LOCKED/ UNLOCKED SYMBOLS
FUNCTION		INSIDE OF DOOR				OUTSIDE OF DOOR			
KEYED, DOUBLE CYLINDER, NON-DEADBOLT FUNCTIONS									
L9060 ¹	LV9060 ¹	IS-LOC	IS-OCC	IS-DND	IS-SYM	OS-LOC	OS-OCC	OS-DND	OS-SYM
L9066		N/A	N/A	N/A	N/A	N/A	N/A	N/A	N/A
L9071 ¹	LV9071 ¹	IS-LOC	IS-OCC	IS-DND	IS-SYM	OS-LOC	OS-OCC	OS-DND	OS-SYM
L9077	LV9077	N/A	N/A	N/A	N/A	N/A	N/A	N/A	N/A
L9095EL/EU	LV9095EL/EU	N/A	N/A	N/A	N/A	N/A	N/A	N/A	N/A
KEYED, SINGLE CYLINDER, DEADBOLT FUNCTIONS									
L9453	LV9453	N/A	N/A	N/A	N/A	N/A	N/A	N/A	N/A
L9456 ¹	LV9456 ¹	IS-LOC	IS-OCC	IS-DND	IS-SYM	OS-LOC	OS-OCC	OS-DND	OS-SYM
L9456 x XL13-439 ¹	LV9456 x XL13-439 ¹	IS-LOC	IS-OCC	IS-DND	IS-SYM	OS-LOC	OS-OCC	OS-DND	OS-SYM
L9465		N/A	N/A	N/A	N/A	OS-LOC	OS-OCC	OS-DND	OS-SYM
L9473 ¹		IS-LOC	IS-OCC	IS-DND	IS-SYM	OS-LOC	OS-OCC	OS-DND	OS-SYM
L9480 ¹	LV9480 ¹	IS-LOC	IS-OCC	IS-DND	IS-SYM	OS-LOC	OS-OCC	OS-DND	OS-SYM
L9480 x XL13-439 ¹	LV9480 x XL13-439 ¹	IS-LOC	IS-OCC	IS-DND	IS-SYM	OS-LOC	OS-OCC	OS-DND	OS-SYM
L9485 ¹	LV9485 ¹	IS-LOC	IS-OCC	IS-DND	IS-SYM	OS-LOC	OS-OCC	OS-DND	OS-SYM
L9485 x XL13-439 ¹	LV9485 x XL13-439 ¹	IS-LOC	IS-OCC	IS-DND	IS-SYM	OS-LOC	OS-OCC	OS-DND	OS-SYM
L9486	LV9486	N/A	N/A	N/A	N/A	N/A	N/A	N/A	N/A
L9496	LV9496	N/A	N/A	N/A	N/A	N/A	N/A	N/A	N/A
L9492EL/EU	LV9492EL/EU	N/A	N/A	N/A	N/A	N/A	N/A	N/A	N/A
L9493EL/EU	LV9493EL/EU	N/A	N/A	N/A	N/A	N/A	N/A	N/A	N/A
KEYED, DOUBLE CYLINDER, DEADBOLT FUNCTIONS									
L9457 ¹	LV9457 ¹	IS-LOC	IS-OCC	IS-DND	IS-SYM	OS-LOC	OS-OCC	OS-DND	OS-SYM
L9458 ¹	LV9458 ¹	IS-LOC	IS-OCC	IS-DND	IS-SYM	OS-LOC	OS-OCC	OS-DND	OS-SYM
L9466 ¹		IS-LOC	IS-OCC	IS-DND	IS-SYM	OS-LOC	OS-OCC	OS-DND	OS-SYM
L9494EL/EU	LV9494EL/EU	N/A	N/A	N/A	N/A	N/A	N/A	N/A	N/A
L9495EL/EU	LV9495EL/EU	N/A	N/A	N/A	N/A	N/A	N/A	N/A	N/A

1. Available with outside, inside, or dual indication.

COMPLETE LOCKS INDICATORS

OPTIONAL INDICATORS								
	🔒 LOCKED		OCCUPIED		DO NOT DISTURB		🔒	
	🔓 UNLOCKED		VACANT				🔓	
	Specify	Price adj.	Specify	Price adj.	Specify	Price adj.	Specify	Price adj.
INSIDE OF DOOR	IS-LOC	\$158.00	IS-OCC	\$158.00	IS-DND	\$158.00	IS-SYM	\$158.00
OUTSIDE OF DOOR	OS-LOC	\$158.00	OS-OCC	\$158.00	OS-DND	\$158.00	OS-SYM	\$158.00

	LOCKED/ UNLOCKED	OCCUPIED/ VACANT	DO NOT DISTURB	LOCKED/ UNLOCKED SYMBOLS	LOCKED/ UNLOCKED	OCCUPIED/ VACANT	DO NOT DISTURB	LOCKED/ UNLOCKED SYMBOLS	
FUNCTION	INSIDE OF DOOR				OUTSIDE OF DOOR				
KEYED DEADBOLTS									
L9460 ¹	IS-LOC	IS-OCC	IS-DND	IS-SYM	OS-LOC	OS-OCC	OS-DND	OS-SYM	
L9462 ¹	IS-LOC	IS-OCC	IS-DND	IS-SYM	OS-LOC	OS-OCC	OS-DND	OS-SYM	
L9463 ¹	IS-LOC	IS-OCC	IS-DND	IS-SYM	OS-LOC	OS-OCC	OS-DND	OS-SYM	
L9464	N/A	N/A	N/A	N/A	OS-LOC	OS-OCC	OS-DND	OS-SYM	
SMALL CASE DEADBOLTS									
L460 ¹	IS-LOC	IS-OCC	IS-DND	IS-SYM	OS-LOC	OS-OCC	OS-DND	OS-SYM	
L462 ¹	IS-LOC	IS-OCC	IS-DND	IS-SYM	OS-LOC	OS-OCC	OS-DND	OS-SYM	
L463 ¹	IS-LOC	IS-OCC	IS-DND	IS-SYM	OS-LOC	OS-OCC	OS-DND	OS-SYM	
L464	N/A	N/A	N/A	N/A	OS-LOC	OS-OCC	OS-DND	OS-SYM	
L480	IS-LOC	IS-OCC	IS-DND	IS-SYM	N/A	N/A	N/A	N/A	
3 POINT LATCHING									
LM9310	N/A	N/A	N/A	N/A	N/A	N/A	N/A	N/A	
LM9325	N/A	N/A	N/A	N/A	N/A	N/A	N/A	N/A	
LM9350 ¹	LMV9350 ¹	IS-LOC	IS-OCC	IS-DND	IS-SYM	OS-LOC	OS-OCC	OS-DND	OS-SYM
LM9370	LMV9370	N/A	N/A	N/A	N/A	OS-LOC	OS-OCC	OS-DND	OS-SYM
LM9371 ¹	LMV9371 ¹	IS-LOC	IS-OCC	IS-DND	IS-SYM	OS-LOC	OS-OCC	OS-DND	OS-SYM
LM9380	LMV9380	N/A	N/A	N/A	N/A	N/A	N/A	N/A	

1. Available with outside, inside, or dual indication.



COMPLETE LOCKS OPTIONS

THUMBTURN		
Description	Specify	Price adj.
Large ADA thumbturn option, not available with L9463 or L463 functions or ligature resistant knob (SK1), lever (SL1) or HSLR trim	09-509 x L583-363	\$0.00
Basic thumbturn option, not available on ligature resistant knob (SK1), lever (SL1) or HSLR trim	09-509	\$0.00
SCREW OPTIONS		
Description	Specify	Price adj.
Tamper resistant Torx® screws (sectional trim all door thicknesses; L and N escutcheon 1-3/4" door thickness only)	TORX	\$34.70
LEAD LINING		
Must be ordered as part of a complete lock. Parts are not sold separately. Lock handing must be specified.		
Description	Specify	Price adj.
1/8" thick lead lining installed on L9000 mortise lock case cover	XL11-515	\$784.00
1/8" thick lead lining installed on L400 mortise deadbolt case	XL12-216	\$784.00
SPECIAL OPTIONS		
(Specials previously listed in the section can now be found in the CONFIGURE A PRODUCT section)		
Description	Specify	Price adj.
Nylon latchbolt insert, for use with electric strikes	XL11-422	\$161.00
Armor front with cutout to receive deadbolt only, for use with dummy functions	XL11-743	\$197.00
BUY AMERICA ACT		
Description	Specify	Price adj.
Buy America Act Compliant	BAA	\$25.00

COMPLETE LOCKS

LOCKS LESS COMPONENTS

- If only a lock case is required, see L Series parts > [Lock cases](#).
- Not available with ligature resistant knob (SK1, XL11-000 option), ligature resistant lever (SL1, XL12-482 option) or HSLR trim.
- Deductions are applied to complete lock prices.
- Vandlgard mortise functions are not available less outside knob/lever, less outside rose/escutcheon. or less complete trim.

LOCKS LESS COMPONENTS		
Description	Specify	Price adjustment
Less each knob or lever (inside only)	LLL for knob/lever design	-\$41.50
Less each inside rose or inside escutcheon only	LLL for rose/escutcheon design	-\$41.50
Less complete trim outside (Rose trim only. Less complete inside trim not allowed.) L283-150 furnished to mount inside trim when lock is ordered less outside trim for rose designs only (add \$60.70 per lock).	LLL for complete trim outside	-\$83.00
Less inside and outside trim (includes lock case, armor, strike and screws)	LLL for both complete trim inside and complete trim outside	Sum of applicable deducts, use 06A design and specified finish for base price.
Less armor front	LLL for armor front	-\$55.70
Less strike	LLL for strike	-\$33.80

LOCKS LESS LOCK CASE (TRIM KITS)		
Function	Specify	Price adjustment
L9010	Function, lever style, finish, rose/escutcheon, LLL for armor, LLL for strike and LLC for less lock case Example: L9010.03.626. A. LLL.LLL.LLC	-\$142.00
L9040, L9044, L9440, L9444	Function, lever style, finish, rose/escutcheon, LLL for armor, LLL for strike and LLC for less lock case Example: L9040.03.626.A.LLL.LLL.LLC	-\$338.00
L9050, L9056, L9070, L9076, L9080	Function less cylinder (use L suffix), lever style, finish, rose/escutcheon LLL for armor, LLL for strike, and LLC for less lock case Example: L9050.L.06.613. L. LLL.LLL.LLC	-\$426.00
L9453, L9456, L9465, L9473, L9480, L9485, L9486, L9486 "OCCUPIED", L9496	Function less cylinder (use L suffix), lever style, finish, rose/escutcheon LLL for armor, LLL for strike, and LLC for less lock case Example: L9453.L.06.613. L. LLL.LLL.LLC	-\$483.00
L9060, L9071, L9077, L9082, L9457, L9466	Function less cylinder (use L suffix), lever style, finish, rose/escutcheon LLL for armor, LLL for strike, and LLC for less lock case Example: L9060.L.06.613. L. LLL.LLL.LLC	-\$557.00

1. Locks less lock case are furnished less cylinder(s), armor front, and strike. Included are complete sets of outside and inside trim with spring cages, spindles, mounting screws and thru-bolts as required for the function specified.
2. Deductions are applied to complete lock prices.

COMPLETE LOCKS LOCKS LESS COMPONENTS

ELECTRIFIED LOCKS LESS LOCK CASE (TRIM KITS)		
Electrified locks less lock cases are furnished with all components except the lock case.		
Function	Specify	Price adjustment
L9090, L9091	Function, lever style, finish, rose/escutcheon and LLC-ELI for less lock case Example: L9090EU.03.626. A.LLC-ELI	-\$701.00
L9092, L9093, L9095	Function, cylinder , lever style, finish, rose/escutcheon and LLC-ELI for less lock case Example: L9092.P6.06.626.LLC-ELI	-\$701.00
L9492, L9493, L9494, L9495	Function, cylinder , lever style, finish, rose/escutcheon and LLC-ELI for less lock case Example: L9492.P6.06.626.LLC-ELI	-\$918.00

1. Deductions are applied to complete lock prices.

LOCKS WITH LIGATURE RESISTANT TRIM LESS LOCK CASE (TRIM KITS)		
Ligature resistant trim less lock cases are furnished with all components except the lock case. Cylinder type must be specified. Less complete cylinder is not allowed.		
Function	Specify	Price adjustment
L9010	Function, lever style, finish and LLC for less lock case Example: L9010.HSLR.630.LLC	-\$142.00
L9044	Function, lever style, finish and LLC for less lock case Example: L9040.HSLR.630.LLC (HSLR trim only)	-\$338.00
L9050, L9056, L9070, L9076, L9080	Function, cylinder type, lever style, finish and LLC for less lock case Example: L9050.P6.HSLR.630.LLC	-\$426.00
L9453, L9456, L9465, L9473, L9480, L9485	Function, cylinder type, lever style, finish and LLC for less lock case Example: L9076.P6.HSLR.630.LLC	-\$483.00
L9060, L9071, L9077, L9082, L9457, L9466	Function, lever style, finish and LLC for less lock case Example: L9444.HSLR.630.LLC	-\$557.00
L9090, L9091	Function, lever style, finish and LLC for less lock case Example: L9090EU.SL1.630.LLC-ELI (SLI and SKI trim only)	-\$701.00
L9092, L9093, L9095	Function, cylinder type, lever style, finish and LLC for less lock case Example: L9092EU.P6.HSLR.630.LLC-ELI	-\$701.00
L9492, L9493, L9494, L9495	Function, cylinder type, lever style, finish and LLC for less lock case Example: L9492EU.P6.HSLR.630.LLC-ELI	-\$918.00

2. Deductions are applied to complete lock prices.

COMPLETE LOCKS KEYING

Specify on order only if requesting an option other than the default. Control keys are not furnished with locks and must be purchased separately. See [Keys section](#) at the back of this book.

For complete details on cylinders, tailpieces, keying and keys, see the [Cylinders](#) and [Keys](#) sections at the back of this book.

KEYING		Default	Optional	Default	Optional	Default	Optional	Default	Optional	Default	Optional	Default	Optional	Default	Optional
Specify	Description	P6	P	Z	C6	C	R	T	M	G	H				
KD	Keyed different	▪	▪		▪	▪									
KA-0BIT	Keyed alike 0 bitted		▪	▪		▪									
KA-1BIT	Keyed alike 1 bitted						▪								
KAGRP	Keyed alike by group	▪	▪		▪	▪	▪								
KAQTY	Keyed alike by qty	▪	▪		▪	▪									
KEYSPECIFIC	Keyed alike to specific combination (Keys must be ordered separately)	▪	▪		▪	▪	▪								
MK	Master keyed	▪	▪	▪	▪	▪	▪		▪	▪					
SPLIT	Split key construction keyed		▪			▪									
RCK	Lost ball construction keyed			▪			▪								
RMK	Residential master keyed			▪			▪								
RCK/RMK	Lost ball construction keyed and res. master keyed			▪			▪								
ICC	FSIC construction keyed, (default)							▪							
ICA	FSIC construction keyed, (if specified)								▪						
ICB	FSIC construction keyed, (if specified)									▪					
BRN	SFIC construction keyed, Brown (default)													▪	
GRN	SFIC construction keyed, Green (if specified)														▪

KEYWAY		Default keyway		P6	P	Z	C6	C	R	T	M	G	H
Specify keyway	Keyway family	Non-masterkeyed	Masterkeyed										
		[]	Everest 29 S (Open) Default if not specified	S123	S145	▪			▪		▪		
[]	Obverse (Open)	C	E	▪	▪		▪	▪	▪	▪			
[]	Everest C (Open)	C123	C145	▪			▪		▪				
[]	Everest D (Restricted)	D123	D145	▪			▪		▪				
[]	Everest 29 T (Restricted)	T123	T145	▪			▪		▪				
[]	Quad (Restricted)	Customer directed		▪			▪		▪				
[]	Numbered (Restricted)	Customer directed		▪			▪		▪				
[]	Reverse (Restricted)	Customer directed		▪			▪		▪				
[]	Everest B (Restricted)	N/A	B125			▪					▪	▪	
[]	Everest 29 R (Restricted)	N/A	R125			▪					▪	▪	
[]	Best	A	N/A										▪

For a complete list of keying related charges, see the [Cylinders](#) and [Keys](#) sections at the back of this book. Keys must be ordered separately for all construction keyed options.

L Series Distributor Pack program

Features

The Schlage Distributor Pack stocking program provides “flexible inventory” for the L-Series mortise lock. The Distributor Pack combines the versatile Schlage mortise lock with a variety of knob or lever options and finishes all for the same list price as a complete lockset. This allows you to maximize your mortise lock inventory dollars and meet your changing customer requirements.

The Distributor Pack is also easy to use. By combining a few different component parts, you can build a complete Schlage mortise lock.

How to build a mortise lock with the Schlage Distributor Pack

- STEP 1: Choose lock case required. Schlage mortise cases must be ordered in multiples of 10 units each (quantity of 1 = 1 lock case).
- STEP 2: Choose the knob/lever and rose/escutcheon trim designs and finishes. Order one design and finish in multiples of 4 or 10 units each (quantity of 1 = 1 set of outside and inside trim).
- STEP 3: Choose the armor front (quantity of 1 = 10 armor fronts, packed 10 to a box).
- STEP 4: Choose the strike (quantity of 1 = 10 strikes, packed 10 to a box).
- STEP 5: Choose the cylinder, if required (quantity of 1 = 10 cylinders, packed 10 to a box).

These are the only component parts required to build a Schlage mortise lock. With five easy steps you can build your mortise inventory to be flexible and to respond quickly to your customers.

Miscellaneous parts in bulk quantities are also available for Schlage mortise locks with the Distributor Pack Program.

Product identification

Functions available

Function	Description
L9010B	Passage
L9040B	Privacy
L9050LB	Entrance/office
L9056LB	Entrance/office with auto unlocking
L9070LB	Classroom
L9080LB	Storeroom
L9082LB	Institution
L9453LB	Entrance
L9456LB	Corridor
L9465LB	Closet/storeroom
L9473LB	Dormitory/bedroom
L9480LB	Storeroom with deadbolt
L9485LB	Faculty restroom

Suffix

- B = Distributor pack lock case
- L = Less full face cylinder

Available designs and finishes

Knob/lever designs		Rose/escutcheon	Finishes
Standard	01, 02, 03, 05, 06, 07, 12, 17, 18, ACC, AST, LAT, LON, MER, STA, OME	A, B, C, L, or N	605, 606, 609, 612, 613, 619, 625, 626, 629, 630, 643e (not all lever designs available in each finish, see product tables for exact list)
M Collection	M51, M52, M53, M54, M55, M56, M57, M62, M62, M63, M81, M82, M83, M84, M85, ME1, ME2, ME3		



DISTRIBUTOR PACK

- Order part number in multiples of 10
- Lock cases furnished with mounting screws and templates only
- Lock cases furnished right hand only
- L909X functions include CON-6W

STEP 1: LOCK CASES - ORDER PART NUMBER IN MULTIPLES OF 10

Ordering instructions: Order part number in multiples of 10

STANDARD LOCK CASES

Part number	Description	Price each
L9010B	Passage	\$201.00
L9040B	Privacy	\$357.00
L9050LB	Entrance/office	\$372.00
L9056LB	Entrance/office with auto unlocking	\$496.00
L9070LB	Classroom	\$372.00
L9080LB	Storeroom	\$372.00
L9082LB	Institution	\$385.00
L9090LB	Electrified chassis for L9090/L9092 functions. Specify EL or EU; if not specified will ship EU.	\$855.00
L9090LB RX	Electrified chassis with RX for L9090/L9092 functions. Specify EL or EU; if not specified will ship EU.	\$855.00
L9091LB	Electrified chassis for L9091/L9093/L9095 functions. Specify EL or EU; if not specified will ship EU.	\$1,123.00
L9091LB RX	Electrified chassis with RX for L9091/L9093/L9095 functions. Specify EL or EU; if not specified will ship EU.	\$1,123.00
L9453LB	Entrance/office with deadbolt	\$417.00
L9456LB	Corridor	\$417.00
L9465LB	Closet/Storeroom	\$417.00
L9473LB	Dormitory/Bedroom	\$417.00
L9480LB	Storeroom with deadbolt	\$547.00
L9485LB	Faculty Restroom	\$547.00

VANDLGARD LOCK CASES

Part number	Description	Price each
LV9040B	Privacy	\$504.00
LV9050LB	Entrance/office	\$519.00
LV9056LB	Entrance/office with auto unlocking	\$643.00
LV9070LB	Classroom	\$519.00
LV9080LB	Storeroom	\$519.00
LV9090LB	Electrified chassis for L9090/L9092 functions. Specify EL or EU; if not specified will ship EU.	\$1,002.00
LV9091LB	Electrified chassis for L9091/L9093/L9095 functions. Specify EL or EU; if not specified will ship EU.	\$1,002.00
LV9082LB	Institution	\$532.00
LV9453LB	Entrance/office with deadbolt	\$564.00
LV9456LB	Corridor	\$564.00
LV9480LB	Storeroom with deadbolt	\$694.00
LV9485LB	Faculty Restroom	\$694.00

DISTRIBUTOR PACK

- Split designs/finishes are not available
- Includes mounting screws, mounting plates, spring cages, L mounting posts, and strike boxes. For additional vandal resistance, order the Vandlgard chassis (page 183) and the appropriate mounting posts on page 197.
- Components are for 1-3/4" thick doors only.
- Concealed cylinder escutcheons are not available in the distributor pack program.
- 41 and 42 knobs not available on Vandlgard functions.

STANDARD STYLES						M COLLECTION		
03	01	02	01	02	01	02	M51	M52
	-	05	03	05	03	05	M53	M54
	06	07	06	07	06	07	M55	M56
	12	17	12	17	12	17	M61	M63
	18	ACC	18	OME	18	OME	M81	M82
	AST	LAT	41	42	41	42	M83	M84
	LON	MER	ACC	AST	LAT	LON	M85	ME1
	OME	41	LAT	LON			ME2	ME3
	42		MER				M57	M62
			Not available in 612		Not available in 613		Available only in 629 and 630	
FINISHES								
626	626	605, 606, 609, 612, 619, 622, 625, 643e (612 not available on C rose)		613, 629, 630 (613 not available on C rose)		605, 606, 609, 619, 622, 625, 626, 629, 630, 643e		

STEP 2: TRIM PACKS

Ordering instructions: Order part number in multiples of 4 or 10; specify part number, lever design, rose/escutcheon design, finish, handing if required.
Example: 09-446.M61.L.626.RH

LEVERS/KNOBS WITH A OR B ROSES

Part number						
09-454	L9010, L/LV9070, L/LV9080, L/LV9082, L/LV9090, L/LV 9092, L9465	\$552.00	\$662.00	\$674.00	\$692.00	\$692.00
09-455	L/LV9040	\$563.00	\$673.00	\$685.00	\$703.00	\$708.00
09-456	L/LV9050, L/LV9056, L/LV9453, L/LV9456, L9473, L/LV9480, L/LV9485, L/LV9492	\$553.00	\$663.00	\$675.00	\$693.00	\$693.00

LEVERS WITH L OR N ESCUTCHEONS

Part number	Knob/Lever design with rose for use with					
09-446	L9010, L/LV 9090	\$696.00	\$696.00	\$708.00	\$726.00	\$726.00
09-447	L/LV9040	\$709.00	\$709.00	\$721.00	\$739.00	\$739.00
09-449	L/LV9070, L/LV9080, L/LV 9092, L9465	\$697.00	\$697.00	\$709.00	\$727.00	\$727.00
09-451	L/LV9050, L/LV9056, L/LV9453, L/LV9456, L9473, L/LV9480, L/LV9485, L/LV9492	\$697.00	\$697.00	\$709.00	\$727.00	\$727.00



DISTRIBUTOR PACK

STEP 3: ARMOR FRONTS Ordering instructions: Specify part number and finish. Example: 09-473.626			Available finishes									
			605	606	609	612	613	619	622	625	626	629
1 1/4" WIDE ARMOR FRONT - STANDARD FOR DOORS 1 3/4" AND THICKER; INCLUDES MOUNTING SCREWS												
Specify		Box/pack quantity	Description	Price per box/pack								
Part number	Finish											
09-473	[Finish]	10 each	09-662 latch only armor for 9010, 9040, V9040	\$557.00								
09-474	[Finish]	10 each	09-663 latch x aux latch for 9050, V9050, 9056, V9056, 9070, V9070, 9080, V9080, 9082, V9082, 9090 ¹ , V9090 ¹ , 9091 ¹ , V9091 ¹ , 9092 ¹ , V9092 ¹ , 9093 ¹ , V9093 ¹ , 9095 ¹ , V9095 ¹	\$557.00								
09-475	[Finish]	10 each	09-664 latch x deadbolt for 9456, V9456, 9465, V9465, 9473, V9473	\$557.00								
09-477	[Finish]	10 each	09-666 latch x aux latch x deadbolt for 9453, V9453, 9480, V9480, 9485, V9485, 9492, V9492, 9493, V9493, 9494, V9494, 9495, V9495	\$557.00								

¹ For 9090, V9090, 9091, V9091, 9092, V9092, 9093, V9093, 9095, V9095 with DPS use distributor pack armor 09-477

STEP 4: STRIKES Ordering instructions: Specify part number and finish. Example: 09-494.626			Available finishes									
			605	606	609	612	613	619	622	625	626	629
Specify		Box/pack quantity	Description	Price per box/pack								
Part number for box	Finish											
09-494	[Finish]	10 each	10-072 1-1/4" x 4-7/8" square corner strikes, no box strikes with 1" lip	\$339.00								
09-494-1316	[Finish]	10 each	10-072 1-1/4" x 4-7/8" square corner strikes, no box strikes with 1-3/16" lip	\$339.00								
09-494-112	[Finish]	10 each	10-072 1-1/4" x 4-7/8" square corner strikes, no box strikes with 1-1/2" lip	\$339.00								

Note: Strike box included with distributor pack trim set

STEP 5: CYLINDERS Ordering instructions: Specify part Example: 09-484 118					
FOR USE WITH L9060 KEYED FUNCTIONS ONLY					
Specify		Box/pack quantity	Description	Price per box/pack	
Part number for box	Finish			Open	Restricted
09-484-118	[Finish]	10 each	20-001 cylinders with 1 1/8" cylinder length (use with rose trim on 1 3/8" -2" thick doors or escutcheon trim on 1 3/8" thick doors). Includes compression springs and blocking rings.	\$1,186.00	\$1,496.00
09-484-114	[Finish]	10 each	20-001 cylinders with 1 1/4" cylinder length (use with escutcheon trim on 1 3/4" thick doors). Includes compression springs and blocking rings.	\$1,186.00	\$1,496.00
09-484-138	[Finish]	10 each	20-001 cylinders with 1 3/8" cylinder length (use with escutcheon trim on 2" thick doors). Includes compression springs and blocking rings.	\$1,186.00	\$1,496.00
FOR USE WITH ALL KEYED FUNCTIONS OTHER THAN L9060					
Specify		Box/pack quantity	Description	Price per box/pack	
Part number for box	Finish			Open	Restricted
09-485-118	[Finish]	10 each	30-001 cylinders with 1-1/8" cylinder length (use with rose trim on 1-3/8" -2" thick doors or escutcheon trim on 1-3/8" thick doors). Includes compression springs and blocking rings.	\$1,186.00	\$1,496.00
09-485-114	[Finish]	10 each	30-001 cylinders with 1-1/4" cylinder length (use with escutcheon trim on 1-3/4" thick doors). Includes compression springs and blocking rings.	\$1,186.00	\$1,496.00
09-485-138	[Finish]	10 each	30-001 cylinders with 1-3/8" cylinder length (use with escutcheon trim on 2" thick doors). Includes compression springs and blocking rings.	\$1,186.00	\$1,496.00

Note: Cylinders are C keyway, 6-pin cylinder keyed 5, 0 bitted, and furnished with two 5-pin 0-bitted keys

CYLINDRICAL
DEADBOLT
MORTISE
MULTIPOINT
INTERCONNECT
TUBULAR
SPECIALTY
PORTABLE
CYLINDERS / KEYS
TOOLS / KITS
MERCHANDISING
FORMS



DISTRIBUTOR PACK

MISCELLANEOUS DISTRIBUTOR PACK PARTS Specify part number and finish. Example: 09-483-138.626			Available finishes											
			605	606	609	612	613	619	622	625	626	629	630	643e
L ESCUTCHEON THRU BOLTS														
Specify		Box/pack quantity	Description	Price per box/pack										
Part number	Finish													
09-483-138	.[Finish]	50	L escutcheon thru-bolts for 1-3/8" thick doors	\$557.00										
09-483-134	.[Finish]	50	L escutcheon thru-bolts for 1-3/4" thick doors	\$557.00										
09-483-200	.[Finish]	50	L escutcheon thru-bolts for 2" thick doors	\$557.00										
09-483-214	.[Finish]	50	L escutcheon thru-bolts for 2-1/4" thick doors	\$557.00										
09-483-212	.[Finish]	50	L escutcheon thru-bolts for 2-1/2" thick doors	\$557.00										
MOUNTINGS POSTS FOR STANDARD L FUNCTIONS (BOX OF 50)														
Specify		Box/pack quantity	Description	Price per box/pack										
Part number	Finish													
09-488-138	.[Finish]	50	L escutcheon thru-bolts for 1-3/8" thick doors	\$876.00										
09-488-134	.[Finish]	50	L escutcheon thru-bolts for 1-3/4" thick doors	\$876.00										
09-488-200	.[Finish]	50	L escutcheon thru-bolts for 2" thick doors	\$876.00										
09-488-214	.[Finish]	50	L escutcheon thru-bolts for 2-1/4" thick doors	\$876.00										
09-488-212	.[Finish]	50	L escutcheon thru-bolts for 2-1/2" thick doors	\$876.00										
MOUNTINGS POSTS FOR VANDLGARD FUNCTIONS (BOX OF 50)														
Contact Technical Support														
MOUNTING SCREWS (ADD EXAMPLE)														
Specify		Box/pack quantity	Description	Price per box/pack										
Part number for box	Finish													
09-493	.[Finish]	100	Mounting screw L583-066	\$62.40										

ELECTRIFIED DISTRIBUTOR PACK PARTS			
Ordering instructions: Specify part. Example: L283-412			
RX MODULES AND SOLID SPINDLES			
Part number for box	Box/pack quantity	Description	Price per box/pack
L283-412	10	RX modules p/n L283-452	\$2,145.00
L283-450	10	Solid spindle and spring p/n L283-064 (for use with 9091, 9093, 9095 only; supports 1-3/8" - 3" door thickness)	\$55.10

Note: L283-452 R/X modules cannot be field installed on mechanical locks.

L/ML9300 SERIES

PARTS

LEVERS AND KNOBS		Available finishes											
⌘ Extended factory lead time ⌘ Specify handing		605	606	609	612	613	619	622	625	626	629	630	643e
Standard	01⌘, 02⌘, 03⌘, 05⌘, 06, 07, 12⌘, 17, 18, 41⌘, 42⌘, OME⌘	▪	▪	▪	▪	▪	▪	▪	▪	▪	▪	▪	▪
	LAT⌘, LON⌘	▪	▪	▪	N/A	N/A	▪	▪	▪	▪	▪	▪	▪
	ACC⌘, AST⌘, MER⌘	▪	▪	▪	N/A	N/A	▪	▪	▪	▪	N/A	N/A	▪
M Collection	M51, M52, M53⌘, M54⌘, M55⌘, M56⌘, M61⌘, M63⌘, M81, M82⌘, M83⌘, M84⌘, M85⌘, ME1⌘, ME2⌘, ME3⌘	▪	▪	▪	N/A	N/A	▪	▪	▪	▪	▪	▪	▪
	M57⌘, M62⌘	N/A	N/A	N/A	N/A	N/A	N/A	N/A	N/A	▪	▪	N/A	▪
Description	Specify				Standard lever/ knob design	M Collection							
	Part number	Lever/knob style	Finish	Door thickness									
Outside lever, retaining clip, insertion tool	09-401	.[Lever/knob]	.[Finish]	.[]	\$194.00	\$209.00							
Inside lever+bushing, mounting plate, screw pack, spanner wrench	09-402	.[Lever/knob]	.[Finish]	.[]	\$194.00	\$209.00							

¹ Available modified for Folger Adam Co.® Lever Track™. Specify 503 lever style and add \$79.00. Not available in 629 or 630 finish.
 Levers and knobs default for 1-3/4" doors. Knobs also available for 1-3/8" doors, levers for 1-3/8", 2", 2-1/4" and 2-1/2" doors. Specify door thickness if not 1-3/4".
 09-401 and 09-402 also available in 626AM and 630AM finishes. Add \$39.00 to part price.

ROSES		Available finishes											
Style	Rose style	605	606	609	612	613	619	622	625	626	629	630	643e
Standard	A, B	▪	▪	▪	▪	▪	▪	▪	▪	▪	▪	▪	▪
Standard	C	▪	▪	▪	N/A	N/A	▪	▪	▪	▪	▪	▪	▪
Decorative	MER, AVA	▪	▪	▪	N/A	N/A	▪	▪	▪	▪	N/A	N/A	▪
Description	Specify				Standard and M Collection								
	Part number	Lever/knob style	Rose	Finish									
Inside rose (includes mounting plate and screws)	09-403	.[Lever/knob]	.[Rose]	.[Finish]	\$110.00								
Outside rose and bushing	09-404	.[Lever/knob]	.[Rose]	.[Finish]	\$110.00								
Blank outside rose (not available MER or AVA)	09-508	.[Lever/knob]	.[Rose]	.[Finish]	\$110.00								

Also available in 626AM and 630AM finishes. Add \$37.00 to part price.

ESCUTCHEONS		Available finishes											
		605	606	609	612	613	619	622	625	626	629	630	643e
		▪	▪	▪	▪	▪	▪	▪	▪	▪	▪	▪	▪
OUTSIDE ESCUTCHEON AND BUSHING													
Description	Specify				L escutcheon	N escutcheon							
	Part number	Lever/knob style	Escutcheon style	Finish									
O/S 00L escutcheon x full face cylinder	09-614	.[Lever/knob]	L	.[Finish]	\$194.00	N/A							
O/S 00L escutcheon blank x concealed cylinder	09-615	.[Lever/knob]	L	630	\$194.00	N/A							
Blank x lever or knob	09-636	.[Lever/knob]	.[N or L]	.[Finish]	\$194.00	\$194.00							
Emergency turn x lever or knob	09-637	.[Lever/knob]	.[N or L]	.[Finish]	\$194.00	\$194.00							
Concealed cylinder x lever or knob	09-638	.[Lever/knob]	L	.[Finish]	\$194.00	N/A							
Full face cylinder x lever or knob	09-639	.[Lever/knob]	.[N or L]	.[Finish]	\$194.00	\$194.00							



CYLINDRICAL
DEADBOLTS
MORTISE
MULTIPOINT
INTERCONNECT
TUBULAR
SPECIALTY
PORTABLE
CYLINDERS / KEYS
TOOLS / KITS
MERCHANDISING
FORMS

PARTS

INSIDE ESCUTCHEON							
Description	Specify					L escutcheon	N escutcheon
	Part number	Lever/knob style	Escutcheon style	Finish	Door thickness		
Blank x lever or knob for 1-3/8" to 4" thick doors	09-632	.[Lever/knob]	.[N or L]	.[Finish]	-	\$194.00	\$194.00
Thumbturn x lever or knob for 1-3/8" to 2-1/2" thick doors (uses ADA thumbturn 09-544). 612 and 613 finishes not available on ADA thumbturn 09-544. Large ADA thumbturn will be used (09-509 x L583-363) when 612 or 613 is specified.	09-633	.[Lever/knob]	.[N or L]	.[Finish]	.[Door thickness]	\$194.00	\$194.00
Thumbturn x blank for 1-3/8" to 2-1/2" thick doors (uses ADA thumbturn 09-544). 612 and 613 finishes not available on ADA thumbturn 09-544. Large ADA thumbturn will be used (09-509 x L583-363) when 612 or 613 is specified.	09-634	.[Lever/knob]	L	.[Finish]	.[Door thickness]	\$194.00	N/A
Full face cylinder x lever or knob for 1-3/8" to 4" thick doors	09-635	.[Lever/knob]	.[N or L]	.[Finish]	-	\$194.00	\$194.00
Concealed cylinder x lever or knob	L583-187	.[Lever/knob]	L	.[Finish]	-	\$194.00	N/A

OUTSIDE LEVER/KNOB AND ROSE/ESCUTCHEON ASSEMBLIES													
☒ Extended factory lead time ☑ Specify handing		Available finishes											
Style	Lever and knob design	605	606	609	612	613	619	622	625	626	629	630	643e
Standard	01☒, 02☒, 03, 05☒, 06, 07, 12☑, 17, 18, 41☒, 42☒, OME☒	▪	▪	▪	▪	▪	▪	▪	▪	▪	▪	▪	▪
	LAT☒, LON☒	▪	▪	▪	N/A	N/A	▪	▪	▪	▪	▪	▪	▪
	ACC☑, AST☑, MER☑	▪	▪	▪	N/A	N/A	▪	▪	▪	▪	N/A	N/A	▪
M Collection	M51, M52, M53☒, M54☒, M55☒, M56☒, M61☑, M63☑, M81, M82☒, M83☒, M84☒, M85☑, ME1☑, ME2☑, ME3☒	▪	▪	▪	N/A	N/A	▪	▪	▪	▪	▪	▪	▪
	M57☑, M62☑	N/A	N/A	N/A	N/A	N/A	N/A	N/A	N/A	N/A	▪	▪	N/A

WITH A, B OR C ROSE						
Description	Specify				Standard lever/knob design	M Collection
	Part number	Lever/knob style	Rose style	Finish		
Outside Lever assembly	09-506	.[Lever/knob]	.[A, B or C]	.[]	\$215.00	\$230.00

WITH AVANTI OR MERANO ROSE						
Description	Specify				Standard lever/knob design	M Collection
	Part number	Lever/knob style	Rose style	Finish		
Outside lever assembly for AST with Avanti rose or MER with Merano rose only	09-655	.[Lever/knob]	.[AST or MER]	.[]	\$215.00	N/A

WITH L OR N ESCUTCHEON						
Description	Specify				Standard lever/knob design	M Collection
	Part number	Lever/knob style	Escutcheon style	Finish		
Blank	09-550	.[Lever/knob]	.[N or L]	.[]	\$287.00	\$302.00
Emergency turn	09-551	.[Lever/knob]	.[N or L]	.[]	\$287.00	\$302.00
Concealed cylinder (L escutcheon only)	09-552	.[Lever/knob]	L	.[]	\$287.00	\$302.00
Full face cylinder	09-553	.[Lever/knob]	.[N or L]	.[]	\$287.00	\$302.00
Coin turn	09-556	.[Lever/knob]	.[N or L]	.[]	\$287.00	\$302.00



L/LM9300 SERIES

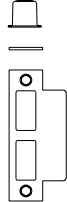
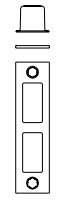
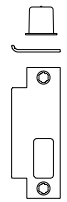
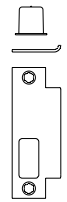
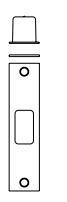
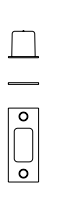
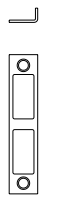
PARTS

ARMOR FRONTS, L9000 AND L400 SERIES	Available finishes											
	605	606	609	612	613	619	622	625	626	629	630	643e
	▪	▪	▪	▪	▪	▪	▪	▪	▪	▪	▪	▪
1-1/4" WIDE (STANDARD ARMOR SIZE FOR 1-3/4" AND LARGER DOOR THICKNESSES)												
Description	Specify		Price each									
	Part number	Finish										
Blank (L9175, L9176)	09-661	.[Finish]	\$55.70									
Latch only (L9010, L9040, L9044)	09-662	.[Finish]	\$55.70									
Latch x aux latch (L9050, L9056, L9060, L9070, L9071, L9080, L9082, L/LV9090, L/LV9091, L/LV9092, L/LV9093, L/LV9095 ¹)	09-663	.[Finish]	\$55.70									
Latch x aux latch (L9076, L9077)	09-713	.[Finish]	\$55.70									
Latch x deadbolt (L9440, L9444, L9456, L9457, L9465, L9466, L9473, L9496)	09-664	.[Finish]	\$55.70									
Deadbolt (L9460, L9462, L9463, L9464)	09-665	.[Finish]	\$55.70									
Latch x aux latch x deadbolt (L9453, L9458, L9480, L9485, L9486, L9492, L9493, L9494, L9495)	09-666	.[Finish]	\$55.70									
Deadbolt armor (L460, L462, L463, L464, L480, L496)	09-717	.[Finish]	\$55.70									
1-1/16" WIDE (ARMOR SIZE FOR DOORS THINNER THAN 1-3/4", INCLUDING 1-3/8" DOORS)												
Blank (L9175, L9176)	09-667	.[Finish]	\$55.70									
Latch only (L9010, L9040, L9044)	09-668	.[Finish]	\$55.70									
Latch x aux latch (L9050, L9056, L9060, L9070, L9071, L9080, L9082, L9090, L9091, L9092, L9093, L9095 ¹)	09-669	.[Finish]	\$55.70									
Latch x aux latch (L9076, L9077)	09-718	.[Finish]	\$55.70									
Latch x deadbolt (L9440, L9444, L9456, L9457, L9465, L9466, L9473, L9496, L9492, L9493, L9495)	09-670	.[Finish]	\$55.70									
Deadbolt (L9460, L9462, L9463, L9464)	09-671	.[Finish]	\$55.70									
Latch x aux latch x deadbolt (L9453, L9458, L9480, L9485, L9486)	09-672	.[Finish]	\$55.70									

¹ For L9090, L9091, L9092, L9093, L9095 models with DPS, use armor 09-666 (1-1/4" wide) or 09-670 (1-1/16" wide)

PARTS

L/LM9300 SERIES

L9000				L400		L9000 AND L400						
<p>10-072</p>  <p>Standard strike 1-1/4" x 4-7/8" square corner strike + box, with 1-3/16" lip</p>	<p>10-073</p>  <p>Deadbolt lock strike 1-1/4" x 4-7/8" square corner strike + box, no lip</p>	<p>10-144</p>  <p>Square corner, LH/RHR for SK1, SL1, HSLR, with 1-3/16" lip</p>	<p>10-145</p>  <p>Square corner, RH/LHR for SK1, SL1, HSLR, with 1-3/16" lip</p>	<p>10-078</p>  <p>1-1/4" x 4-7/8" square corner strike + box, no lip</p>	<p>10-079</p>  <p>1-1/8" x 3-1/2" square corner strike + box, ANSI 115.5 prep</p>	<p>10-075</p>  <p>1/2" rabbeted strike</p>						
STRIKES, L9000 AND L400 SERIES				Available finishes								
				605	606	609	612	613	619	622	625	626
STRIKES, L9000 SERIES												
Description				Specify		Price each						
				Part number	Finish							
1-1/4" x 4-7/8" square corner strike + box, 1-3/16" lip length , standard L9000 strike				10-072-1316	.[Finish]	\$34.00						
1-1/4" x 4-7/8" square corner strike + box, 7/8" lip length				10-072-078	.[Finish]	\$34.00						
1-1/4" x 4-7/8" square corner strike + box, 1" lip length				10-072-100	.[Finish]	\$34.00						
1-1/4" x 4-7/8" square corner strike + box, 1-1/2" lip length				10-072-112	.[Finish]	\$34.00						
1-1/4" x 4-7/8" square corner strike + box, 1-3/4" lip length				10-072-134	.[Finish]	\$86.00						
1-1/4" x 4-7/8" square corner strike + box, 2" lip length				10-072-200	.[Finish]	\$86.00						
Deadbolt lock strike, standard for L9460, L9462, L9463 and L9464				10-073	.[Finish]	\$41.00						
1/2" rabbeted strike (for 1-3/4" doors, use with 1-1/16" armor front. Use 1-1/4" armor front for over 1-3/4" – 2-1/4" doors extended equally)				10-075	.[Finish]	\$222.00						
1-1/4" x 8" square corner armor strike, no box. Specify handing to active leaf				10-091	.[Finish]	\$152.00						
One hole strike for latching functions LH/RHR for SK1, SL1 and HSLR trim (630 finish only)				10-144	.[Finish]	\$64.00						
One hole strike for latching functions RH/LHR for SK1, SL1 and HSLR trim (630 finish only)				10-145	.[Finish]	\$64.00						
Strike box (finish not applicable)				K510-066	-	\$10.20						
Door frame strike reinforcer (finish not applicable)				37-015	-	\$37.70						
STRIKES, L400 SERIES												
1-1/4" x 4-7/8" square corner strike + box,				10-078	.[Finish]	\$33.80						
1-1/8" x 3-1/2" square corner strike + box, ANSI 115.5 prep , standard L400 strike				10-079	.[Finish]	\$33.80						
Strike box for 10-079 strike (finish not applicable)				K510-053	-	\$10.20						
Strike box for 10-078 strike (finish not applicable)				K510-066	-	\$10.20						

PARTS

K510-330	09-509 Basic thumbturn	09-544 ADA thumbturn standard	09-509 w/ large ADA thumbturn (L583-363)	L283-124	09-900

EMERGENCY BUTTON, THUMBTURNS, COIN TURNS AND CYLINDER TURNS

EMERGENCY BUTTON AND EMERGENCY TURN TOOL	Available finishes											
	605	606	609	612	613	619	622	625	626	629	630	643e
	▪	▪	▪	▪	▪	▪	▪	▪	▪	▪	▪	▪

Description	Specify		Price each
	Part number	Finish	
Emergency Button, L9040 and L9440	K510-330	.[Finish]	\$22.90
Emergency turn tool for L9040 and L9440. Specify finish as 458. (For L9040 with outside indicator, use privacy indicator emergency tool part number 47285675)	L583-691	.458	\$28.90

BASIC THUMBTURNS (OPTIONAL)	Available finishes													
	605	606	609	612	613	619	622	625	626	626AM	629	630	630AM	643e
	▪	▪	▪	▪	▪	▪	▪	▪	▪	▪	▪	▪	▪	▪

Description	Specify		Price each
	Part number	Finish	
Basic thumbturn for sectional trim, 1-3/8" – 1-7/8" door range, extended equally	09-509-027	.[Finish]	\$107.00
Basic thumbturn for sectional trim, >1-7/8" – 2-3/8" door range, extended equally	09-509-033	.[Finish]	\$107.00
Basic thumbturn for sectional trim, >2-3/8" – 2-7/8" door range, extended equally	09-509-040	.[Finish]	\$107.00
Basic thumbturn for sectional trim, >2-7/8" – 3-5/8" door range, extended equally	09-509-047	.[Finish]	\$107.00

ADA THUMBTURNS FOR SECTIONAL TRIM For 612 or 613 finishes, use Large ADA thumbturn 09-509 x L583-363. Also specify 09-509 x L583-363 for thick door applications.	Available finishes													
	605	606	609	612	613	619	622	625	626	626AM	629	630	630AM	643e
	▪	▪	▪	N/A	N/A	▪	▪	▪	▪	▪	▪	▪	▪	▪

Description	Specify		Price each
	Part number	Finish	
ADA thumbturn for sectional trim, 1-3/8" – 1-7/8" door range, extended equally	09-544-027	.[Finish]	\$107.00
ADA thumbturn for sectional trim, >1-7/8" – 2-3/8" door range, extended equally	09-544-033	.[Finish]	\$107.00
ADA thumbturn for sectional trim, >2-3/8" – 2-7/8" door range, extended equally	09-544-040	.[Finish]	\$107.00
ADA thumbturn for sectional trim, >2-7/8" – 3-5/8" door range, extended equally	09-544-047	.[Finish]	\$107.00

LARGE ADA THUMBTURN	Available finishes													
	605	606	609	612	613	619	622	625	626	626AM	629	630	630AM	643e
	▪	▪	▪	▪	▪	▪	▪	▪	▪	▪	▪	▪	▪	▪

Description	Specify		Price each
	Part number	Finish	
Large ADA thumbturn for sectional trim, 1-3/8" – 1-7/8" door range, extended equally (EE)	09-509-027xL583-363	.[Finish]	\$107.00
Basic thumbturn for sectional trim, >1-7/8" – 2-3/8" door range, extended equally (EE)	09-509-033xL583-363	.[Finish]	\$107.00
Basic thumbturn for sectional trim, >2-3/8" – 2-7/8" door range, extended equally (EE)	09-509-040xL583-363	.[Finish]	\$107.00
Basic thumbturn for sectional trim, >2-7/8" – 3-5/8" door range, extended equally (EE)	09-509-047xL583-363	.[Finish]	\$107.00

PARTS

L/MLM9300 SERIES

COIN TURNS	Available finishes											
	605	606	609	612	613	619	622	625	626	629	630	643e
	▪	▪	▪	▪	▪	▪	▪	▪	▪	▪	▪	▪
Description	Specify		Price each									
	Part number	Finish										
Coin turn, L9044 and L9444, 1-3/8" – 1-1/2" door range, extended equally (EE)	L283-124-19	.[Finish]	\$187.00									
Coin turn, L9044 and L9444, 1-5/8" – 1-7/8" door range, extended equally (EE)	L283-124-23	.[Finish]	\$187.00									
Coin turn, L9044 and L9444, >1-7/8" – 2-1/8" door range, extended equally (EE)	L283-124-25	.[Finish]	\$187.00									
Coin turn, L9044 and L9444, >2-1/8" – 2-5/8" door range, extended equally (EE)	L283-124-31	.[Finish]	\$187.00									
Coin turn, L9044 and L9444, >2-5/8" – 2-7/8" door range, extended equally (EE)	L283-124-37	.[Finish]	\$187.00									
Coin turn, L9044 and L9444, >2-7/8" – 3-3/8" door range, extended equally (EE)	L283-124-43	.[Finish]	\$187.00									
Coin turn, L9044 and L9444, >3-3/8" – 3-5/8" door range, extended equally (EE)	L283-124-48	.[Finish]	\$187.00									
Coin turn with Torx screws, L9044 and L9444, 1-3/8" – 1-1/2" door range, extended equally (EE)	L283-056-19	.[Finish]	\$202.00									
Coin turn with Torx screws, L9044 and L9444, 1-5/8" – 1-7/8" door range, extended equally (EE)	L283-056-23	.[Finish]	\$202.00									
Coin turn with Torx screws, L9044 and L9444, >1-7/8" – 2-1/8" door range, extended equally (EE)	L283-056-25	.[Finish]	\$202.00									
Coin turn with Torx screws, L9044 and L9444, >2-1/8" – 2-5/8" door range, extended equally (EE)	L283-056-31	.[Finish]	\$202.00									
Coin turn with Torx screws, L9044 and L9444, >2-5/8" – 2-7/8" door range, extended equally (EE)	L283-056-37	.[Finish]	\$202.00									
Coin turn with Torx screws, L9044 and L9444, >2-7/8" – 3-3/8" door range, extended equally (EE)	L283-056-43	.[Finish]	\$202.00									
Coin turn with Torx screws, L9044 and L9444, >3-3/8" – 3-5/8" door range, extended equally (EE)	L283-056-48	.[Finish]	\$202.00									
CYLINDER TURNS	Available finishes											
Cylinder turns not available in 629 or 630 finish 🔑 Specify door hand for cylinder turns if used with L463 or L9463	605	606	609	612	613	619	622	625	626	629	630	643e
	▪	▪	▪	▪	▪	▪	▪	▪	▪	▪	N/A	N/A
Description	Specify		Price each									
	Part number	Finish										
Cylinder coin turn, 1-1/8" (replaces XL12-196)	09-487-1/8	.[Finish]	\$188.00									
Cylinder coin turn 1-1/4" (replaces XL12-196)	09-487-1-1/4	.[Finish]	\$188.00									
Cylinder coin turn, 1-3/8" (replaces XL12-196)	09-487-1-3/8	.[Finish]	\$188.00									
Cylinder turn, 1-1/8"	09-900-1-1/8	.[Finish]	\$182.00									
Cylinder turn, 1-1/4"	09-900-1-1/4	.[Finish]	\$182.00									
Cylinder turn, 1-3/8"	09-900-1-3/8	.[Finish]	\$182.00									
Cylinder turn, 1-1/2"	09-900-1-1/2	.[Finish]	\$211.00									
Cylinder turn, 1-5/8"	09-900-1-5/8	.[Finish]	\$211.00									
Cylinder turn, 1-3/4"	09-900-1-3/4	.[Finish]	\$207.00									
Cylinder turn with compression ring, 1-1/8"	09-904-1-1/8	.[Finish]	\$186.00									
Cylinder turn with compression ring, 1-1/4"	09-904-1-1/4	.[Finish]	\$186.00									
Cylinder turn with compression ring, 1-3/8"	09-904-1-3/8	.[Finish]	\$186.00									
Cylinder turn with compression ring, 1-1/2"	09-904-1-1/2	.[Finish]	\$211.00									
Cylinder turn with compression ring, 1-5/8"	09-904-1-5/8	.[Finish]	\$211.00									
Cylinder turn with compression ring, 1-3/4"	09-904-1-3/4	.[Finish]	\$211.00									
Cylinder turn with compression ring and 1/8" blocking ring for 1-3/4" doors	09-905	.[Finish]	\$197.00									

PARTS

NEW! GEN 2 OCCUPANCY INDICATORS - 180° VISIBILITY			09-611 "CHEVRON" INDICATOR		
SECTIONAL INDICATOR FOR ROSE TRIM	N ESCUTCHEON INDICATOR	AVAILABLE MESSAGES			FOR ROSE TRIM
		LOCKED	OCCUPIED	DO NOT DISTURB	
		UNLOCKED	VACANT		
		LOCKED/OCCUPIED/DO NOT DISTURB/ lock symbol is white text on red background UNLOCKED/VACANT/unlocked symbol is black text on white background			

OCCUPANCY INDICATORS - 180° VISIBILITY FOR SECTIONAL (ROSE) OR N ESCUTCHEON TRIM Addition of indicator may require additional door preparation. See installation instructions online for details.	Available finishes										
	605	606	609	612	613	619	622	625	626	629	630

SECTIONAL INDICATOR TRIM KITS	FINISHES					
	605, 606, 609, 612, 613, 619, 622, 625, 626, 629, 630, 643e					
Description	Indicator Message Sign				Specify	Price each
	LOCKED/ UNLOCKED	OCCUPIED/ VACANT	DO NOT DISTURB	Symbols Only		
FOR INSIDE OR OUTSIDE OF DOOR						
Indicator, cylinder	47804351	47804352	47804353	47804354	.[Finish]	\$158.00
FOR INSIDE OF DOOR						
Indicator, ADA thumbturn	47804357	47804358	47804359	47804360	.[Finish]	\$158.00
Indicator, Large ADA thumbturn (L583-363)	47804363	47804364	47804365	47804366	.[Finish]	\$158.00
FOR OUTSIDE OF DOOR						
Indicator, coin turn	47804369	47804370	47804371	47804372	.[Finish]	\$158.00
Indicator, privacy emergency turn ¹	47804375	47804376	47804377	47804378	.[Finish]	\$158.00

¹ Privacy emergency turn kits include emergency key screwdriver tool (47285675).

N ESCUTCHEON INDICATOR TRIM KITS	FINISHES					
	605, 606, 609, 612, 613, 619, 622, 625, 626, 629, 630, 643e					
Description	Indicator Message Sign				Specify	Price each
	LOCKED/ UNLOCKED	OCCUPIED/ VACANT	DO NOT DISTURB	Symbols Only		
FOR INSIDE OF DOOR						
Indicator, cylinder	47860495	47860496	47860497	47860498	.[Finish]	\$346.00
Indicator, ADA thumbturn	47860501	47860502	47860503	47860504	.[Finish]	\$346.00
Indicator, Large ADA thumbturn (L583-363)	47860507	47860508	47860509	47860510	.[Finish]	\$346.00

N ESCUTCHEON INDICATOR TRIM KITS	FINISHES					
	605, 606, 609, 612, 613, 619, 622, 625, 626, 629, 630, 643e					
Lever Style Extended lead required except for 03, 06, 17 levers	Indicator Message Sign				Specify	Price each
	LOCKED/ UNLOCKED	OCCUPIED/ VACANT	DO NOT DISTURB	Symbols Only		
COINTURN, FOR OUTSIDE OF DOOR						
01	47860003	47860004	47860005	47860006	.[Finish]	\$466.00
02	47860009	47860010	47860011	47860012	.[Finish]	\$466.00
03	47860015	47860016	47860017	47860018	.[Finish]	\$466.00
05	47860021	47860022	47860023	47860024	.[Finish]	\$466.00
06	47860027	47860028	47860029	47860030	.[Finish]	\$466.00
07	47860033	47860034	47860035	47860036	.[Finish]	\$466.00
12 LH	47860039	47860040	47860041	47860042	.[Finish]	\$466.00

Extended lead time

PARTS

L/MLM9300 SERIES

N ESCUTCHEON INDICATOR TRIM KITS	FINISHES					
	605, 606, 609, 612, 613, 619, 622, 625, 626, 629, 630, 643e					
Lever Style Extended lead required except for 03, 06, 17 levers	Indicator Message Sign				Specify	Price each
	LOCKED/ UNLOCKED	OCCUPIED/ VACANT	DO NOT DISTURB	Symbols Only		
COINTURN, FOR OUTSIDE OF DOOR (CONTINUED)						
12 RH	47860045	47860046	47860047	47860048	.[Finish]	\$466.00
17	47860051	47860052	47860053	47860054	.[Finish]	\$466.00
18	47860057	47860058	47860059	47860060	.[Finish]	\$466.00
41	47860063	47860064	47860065	47860066	.[Finish]	\$466.00
42	47860069	47860070	47860071	47860072	.[Finish]	\$466.00
ACC LH	47860093	47860094	47860095	47860096	.[Finish]	\$466.00
ACC RH	47860099	47860100	47860101	47860102	.[Finish]	\$466.00
AST LH	47860105	47860106	47860107	47860108	.[Finish]	\$466.00
AST RH	47860111	47860112	47860113	47860114	.[Finish]	\$466.00
LAT	47860117	47860118	47860119	47860120	.[Finish]	\$466.00
MER LH	47860123	47860124	47860125	47860126	.[Finish]	\$466.00
MER RH	47860129	47860130	47860131	47860132	.[Finish]	\$466.00
OME	47860135	47860136	47860137	47860138	.[Finish]	\$466.00
M51	47860147	47860148	47860149	47860150	.[Finish]	\$466.00
M52	47860153	47860154	47860155	47860156	.[Finish]	\$466.00
M53	47860159	47860160	47860161	47860162	.[Finish]	\$466.00
M54	47860165	47860166	47860167	47860168	.[Finish]	\$466.00
M55	47860171	47860172	47860173	47860174	.[Finish]	\$466.00
M56	47860177	47860178	47860179	47860180	.[Finish]	\$466.00
M61	47860183	47860184	47860185	47860186	.[Finish]	\$466.00
M62	47860189	47860190	47860191	47860192	.[Finish]	\$466.00
M63	47860195	47860196	47860197	47860198	.[Finish]	\$466.00
M81	47860201	47860202	47860203	47860204	.[Finish]	\$466.00
M82	47860207	47860208	47860209	47860210	.[Finish]	\$466.00
M83	47860213	47860214	47860215	47860216	.[Finish]	\$466.00
M84	47860219	47860220	47860221	47860222	.[Finish]	\$466.00
M85	47860225	47860226	47860227	47860228	.[Finish]	\$466.00
ME1	47860231	47860232	47860233	47860234	.[Finish]	\$466.00
ME2	47860237	47860238	47860239	47860240	.[Finish]	\$466.00
ME3	47860243	47860244	47860245	47860246	.[Finish]	\$466.00
CYLINDER, FOR OUTSIDE OF DOOR						
01	47859757	47859758	47859759	47859760	.[Finish]	\$466.00
02	47859763	47859764	47859765	47859766	.[Finish]	\$466.00
03	47859769	47859770	47859771	47859772	.[Finish]	\$466.00
05	47859775	47859776	47859777	47859778	.[Finish]	\$466.00
06	47859781	47859782	47859783	47859784	.[Finish]	\$466.00
07	47859787	47859788	47859789	47859790	.[Finish]	\$466.00
12 LH	47859793	47859794	47859795	47859796	.[Finish]	\$466.00
12 RH	47859799	47859800	47859801	47859802	.[Finish]	\$466.00
17	47859805	47859806	47859807	47859808	.[Finish]	\$466.00
18	47859811	47859812	47859813	47859814	.[Finish]	\$466.00
41	47859817	47859818	47859819	47859820	.[Finish]	\$466.00
42	47859823	47859824	47859825	47859826	.[Finish]	\$466.00

Extended lead time

PARTS

N ESCUTCHEON INDICATOR TRIM KITS	FINISHES					
	605, 606, 609, 612, 613, 619, 622, 625, 626, 629, 630, 643e					
Lever Style Extended lead required except for 03, 06, 17 levers	Indicator Message Sign				Specify	Price each
	LOCKED/ UNLOCKED	OCCUPIED/ VACANT	DO NOT DISTURB	Symbols Only		
CYLINDER, FOR OUTSIDE OF DOOR (CONTINUED)						
ACC LH ☒	47859847	47859848	47859849	47859850	.[Finish]	\$466.00
ACC RH ☒	47859853	47859854	47859855	47859856	.[Finish]	\$466.00
AST LH ☒	47859859	47859860	47859861	47859862	.[Finish]	\$466.00
AST RH ☒	47859865	47859866	47859867	47859868	.[Finish]	\$466.00
LAT ☒	47859871	47859872	47859873	47859874	.[Finish]	\$466.00
MER LH ☒	47859877	47859878	47859879	47859880	.[Finish]	\$466.00
MER RH ☒	47859883	47859884	47859885	47859886	.[Finish]	\$466.00
OME ☒	47859889	47859890	47859891	47859892	.[Finish]	\$466.00
M51 ☒	47859901	47859902	47859903	47859904	.[Finish]	\$466.00
M52 ☒	47859907	47859908	47859909	47859910	.[Finish]	\$466.00
M53 ☒	47859913	47859914	47859915	47859916	.[Finish]	\$466.00
M54 ☒	47859919	47859920	47859921	47859922	.[Finish]	\$466.00
M55 ☒	47859925	47859926	47859927	47859928	.[Finish]	\$466.00
M56 ☒	47859931	47859932	47859933	47859934	.[Finish]	\$466.00
M61 ☒	47859937	47859938	47859939	47859940	.[Finish]	\$466.00
M62 ☒	47859943	47859944	47859945	47859946	.[Finish]	\$466.00
M63 ☒	47859949	47859950	47859951	47859952	.[Finish]	\$466.00
M81 ☒	47859955	47859956	47859957	47859958	.[Finish]	\$466.00
M82 ☒	47859961	47859962	47859963	47859964	.[Finish]	\$466.00
M83 ☒	47859967	47859968	47859969	47859970	.[Finish]	\$466.00
M84 ☒	47859973	47859974	47859975	47859976	.[Finish]	\$466.00
M85 ☒	47859979	47859980	47859981	47859982	.[Finish]	\$466.00
ME1 ☒	47859985	47859986	47859987	47859988	.[Finish]	\$466.00
ME2 ☒	47859991	47859992	47859993	47859994	.[Finish]	\$466.00
ME3 ☒	47859997	47859998	47859999	47860000	.[Finish]	\$466.00
PRIVACY, FOR OUTSIDE OF DOOR						
*NOTE: PRIVACY EMERGENCY TURN KITS INCLUDE EMERGENCY KEY SCREWDRIVER TOOL (47285675).						
01 ☒	47860249	47860250	47860251	47860252	.[Finish]	\$466.00
02 ☒	47860255	47860256	47860257	47860258	.[Finish]	\$466.00
03	47860261	47860262	47860263	47860264	.[Finish]	\$466.00
05 ☒	47860267	47860268	47860269	47860270	.[Finish]	\$466.00
06	47860273	47860274	47860275	47860276	.[Finish]	\$466.00
07 ☒	47860279	47860280	47860281	47860282	.[Finish]	\$466.00
12 LH ☒	47860285	47860286	47860287	47860288	.[Finish]	\$466.00
12 RH ☒	47860291	47860292	47860293	47860294	.[Finish]	\$466.00
17	47860297	47860298	47860299	47860300	.[Finish]	\$466.00
18 ☒	47860303	47860304	47860305	47860306	.[Finish]	\$466.00
41 ☒	47860309	47860310	47860311	47860312	.[Finish]	\$466.00
42 ☒	47860315	47860316	47860317	47860318	.[Finish]	\$466.00
ACC LH ☒	47860339	47860340	47860341	47860342	.[Finish]	\$466.00
ACC RH ☒	47860345	47860346	47860347	47860348	.[Finish]	\$466.00
AST LH ☒	47860351	47860352	47860353	47860354	.[Finish]	\$466.00
AST RH ☒	47860357	47860358	47860359	47860360	.[Finish]	\$466.00

☒ Extended lead time

CYLINDRICAL
DEADBOLT
MORTISE
MULTIPOINT
INTERCONNECT
TUBULAR
SPECIALTY
PORTABLE
CYLINDERS / KEYS
TOOLS / KITS
MERCHANDISING
FORMS

PARTS

N ESCUTCHEON INDICATOR TRIM KITS	FINISHES					
	605, 606, 609, 612, 613, 619, 622, 625, 626, 629, 630, 643e					
Lever Style Extended lead required except for 03, 06, 17 levers	Indicator Message Sign				Specify	Price each
	LOCKED/ UNLOCKED	OCCUPIED/ VACANT	DO NOT DISTURB	Symbols Only		
PRIVACY, FOR OUTSIDE OF DOOR (CONTINUED)						
*NOTE: PRIVACY EMERGENCY TURN KITS INCLUDE EMERGENCY KEY SCREWDRIVER TOOL (47285675).						
LAT ☒	47860363	47860364	47860365	47860366	.[Finish]	\$466.00
MER LH ☒	47860369	47860370	47860371	47860372	.[Finish]	\$466.00
MER RH ☒	47860375	47860376	47860377	47860378	.[Finish]	\$466.00
OME ☒	47860381	47860382	47860383	47860384	.[Finish]	\$466.00
M51 ☒	47860393	47860394	47860395	47860396	.[Finish]	\$466.00
M52 ☒	47860399	47860400	47860401	47860402	.[Finish]	\$466.00
M53 ☒	47860405	47860406	47860407	47860408	.[Finish]	\$466.00
M54 ☒	47860411	47860412	47860413	47860414	.[Finish]	\$466.00
M55 ☒	47860417	47860418	47860419	47860420	.[Finish]	\$466.00
M56 ☒	47860423	47860424	47860425	47860426	.[Finish]	\$466.00
M61 ☒	47860429	47860430	47860431	47860432	.[Finish]	\$466.00
M62 ☒	47860435	47860436	47860437	47860438	.[Finish]	\$466.00
M63 ☒	47860441	47860442	47860443	47860444	.[Finish]	\$466.00
M81 ☒	47860447	47860448	47860449	47860450	.[Finish]	\$466.00
M82 ☒	47860453	47860454	47860455	47860456	.[Finish]	\$466.00
M83 ☒	47860459	47860460	47860461	47860462	.[Finish]	\$466.00
M84 ☒	47860465	47860466	47860467	47860468	.[Finish]	\$466.00
M85 ☒	47860471	47860472	47860473	47860474	.[Finish]	\$466.00
ME1 ☒	47860477	47860478	47860479	47860480	.[Finish]	\$466.00
ME2 ☒	47860483	47860484	47860485	47860486	.[Finish]	\$466.00
ME3 ☒	47860489	47860490	47860491	47860492	.[Finish]	\$466.00

☒ Extended lead time

PARTS			
Description	Specify		Price each
	Part number	Finish	
Cam and retaining ring kit, 180° indicator, cylinder and privacy indicators	L283-561	-	\$6.90
Cam and retaining ring kit, for thumbturn and cointurn	L283-629	-	\$6.90
Screw pack consisting of (2) L583-579 mounting plate screws, (2) L583-899 mounting plate screws, and (2) L583-755 trim screws	L283-736	-	\$28.50

OCCUPANCY INDICATOR - "CHEVRON" FOR SECTIONAL (ROSE) TRIM	Available finishes											
	605	606	609	612	613	619	622	625	626	629	630	643e
	▪	▪	N/A	▪	▪	▪	▪	▪	▪	▪	▪	▪
Description	Specify		Price each									
	Part number	Finish										
"Do Not Disturb" occupancy indicator for rose trim. Includes driver bar L583-245	09-611	.[Finish]	\$201.00									
"Occupied" occupancy indicator for rose trim. Includes driver bar L583-245	09-611 L583-375	.[Finish]	\$236.00									
"Locked" occupancy indicator for rose trim. Includes driver bar L583-245	09-611 XL11-986	.[Finish]	\$236.00									
Occupancy indicator driver bar	L583-245	-	\$10.00									

PARTS

ESCUTCHEON THRU-BOLTS	Available finishes											
	605	606	609	612	613	619	622	625	626	629	630	643e
	▪	▪	▪	▪	▪	▪	▪	▪	▪	▪	▪	▪

L ESCUTCHEON THRU-BOLTS: TWO REQUIRED PER LOCK

Description	Specify		Price each
	Part number	Finish	
L escutcheon thru bolts for 1-3/8" door thickness	L583-119	.[Finish]	\$9.30
L escutcheon thru bolts for 1-3/4" door thickness	L583-120	.[Finish]	\$9.30
L escutcheon thru bolts for 2" door thickness	L583-121	.[Finish]	\$9.30
L escutcheon thru bolts for 2-1/4" door thickness	L583-122	.[Finish]	\$9.30
L escutcheon thru bolts for 2-1/2" door thickness	L583-123	.[Finish]	\$10.90
L escutcheon mounting screws for L9175 half-dummy function	L583-287	.[Finish]	\$8.30

N ESCUTCHEON THRU-BOLTS: TWO REQUIRED PER LOCK

Description	Specify		Price each
	Part number	Finish	
N escutcheon thru bolts for 1-3/4" door thickness	K510-389	.[Finish]	\$10.90
N escutcheon thru bolts for 2" to 2-1/4" door thickness	K510-390	.[Finish]	\$10.90
N Escutcheon mounting screws for L0170 single dummy function	L583-133	.[Finish]	\$1.30

MOUNTING POSTS (FERRULES)

L MOUNTING POSTS (FERRULES): TWO REQUIRED PER LOCK

Description	Specify	Price each
Mounting post for 1-3/8" door thickness	L583-211	\$17.60
Mounting post for 1-3/4" door thickness	L583-212	\$17.60
Mounting post for 2" door thickness	L583-213	\$17.60
Mounting post for 2-1/4" door thickness	L583-214	\$17.60
Mounting post for 2-1/2" door thickness	L583-215	\$17.60
Mounting post for 2-3/4" door thickness	L583-216	\$17.60
Mounting post for 3" door thickness	L583-217	\$17.60
Mounting post for 3-1/4" door thickness	L583-218	\$45.20
Mounting post for 3-1/2" door thickness	L583-219	\$45.20

LV MOUNTING POSTS (FERRULES): TWO REQUIRED PER LOCK

Description	Specify	Price each
LV mounting post for 1-3/4" door thickness	L583-497	\$37.10
LV mounting post for 2" door thickness	L583-498	\$37.10
LV mounting post for 2-1/4" door thickness	L583-499	\$37.10
LV mounting post for 2-1/2" door thickness	L583-500	\$37.10
LV mounting post for 2-3/4" door thickness	L583-501	\$37.10
LV mounting post for 3" door thickness	L583-502	\$37.10
LV mounting post for 3-1/4" door thickness	L583-503	\$48.80
LV mounting post for 3-1/2" door thickness	L583-504	\$48.80

SPINDLE AND SPRINGS

SPINDLE AND SPRING KITS (QTY TWO EACH)

Description	Specify	Price each
Spindles and springs for 1-3/8" – 1-7/8" doors	L283-198	\$24.00
Spindles and springs for 2" – 3-1/2" doors	L283-199	\$28.40

CYLINDRICAL
DEADBOLT
MORTISE
MULTIPOINT
INTERCONNECT
TUBULAR
SPECIALTY
PORTABLE
CYLINDERS / KEYS
TOOLS / KITS
MERCHANDISING
FORMS

PARTS

SPINDLE AND SPRINGS		
SPINDLES AND SPRINGS (QTY ONE EACH)		
Description	Specify	Price each
Spindle and spring for 1-3/8" – 1-7/8" doors (two required per lock)	L283-060	\$12.00
Spindle and spring for 2" – 3-1/2" doors (two required per lock)	L283-061	\$14.80
Spindle and spring, L0172, L9091/93/95, L9493/95 (one required per lock)	L283-064	\$21.20
Spindle and spring, L0170 half dummy (one required per lock)	L283-065	\$11.20
Spindle and spring, LV9091/93/95, LV9493/95 (two required per lock)	L283-198	\$24.00

LOCK CASES

- Includes lock case only. Armors, strikes, mounting screws, and cylinders must be ordered separately.
- All lock cases are shipped right hand.
- For proper lock operation, correct spindle must be used. Please see part numbers on page 197.
- Electrified lock cases sold separate do not include CON-6W. Must be ordered separately.

NON-KEYED		
Lock function and description	Specify	Price each
L9010 Passage latch	L283-131	\$251.00
L9025 Exit or communicating lock	L283-750	\$475.00
L9026 Exit lock with cylinder	L283-134	\$465.00
L9040 Bath/bedroom privacy lock	L283-132	\$446.00
L9040 x XL11-446 Privacy with thumbturn both sides	L283-132	\$446.00
L9044 Privacy with coin turn outside	L283-132	\$446.00
L9412 Exit lock with deadbolt	L283-141	\$685.00
L9440 Privacy with deadbolt	L283-062	\$510.00
L9444 Privacy with deadbolt and coin turn outside	L283-062	\$510.00

NON-KEYED DUMMY		
Lock function and description	Specify	Price each
L9175 Half dummy	L283-144	\$117.00
L9176 Full dummy	L283-145	\$100.00

KEYED		
Lock function and description	Specify	Price each
L9050 Entrance/office lock	L283-133	\$465.00
L9056 Entrance/office lock with automatic unlocking	L283-126	\$619.00
L9056 x XL13-439 Entrance/office lock with automatic unlocking with key override feature	47552959	\$829.00
L9060 Apartment entrance lock	L283-133	\$465.00
L9070 Classroom lock, exterior lockdown only	L283-133	\$465.00
L9071 Classroom security lock, interior/exterior lockdown	L283-133	\$465.00
L9076 Classroom holdback lock, exterior lockdown only	L283-039	\$481.00
L9077 Classroom security holdback lock, interior/exterior lockdown	L283-039	\$481.00
L9080 Storeroom lock	L283-134	\$465.00
L9081 Accessible storeroom lock	47333536	\$465.00
L9082 Institution lock	L283-146	\$481.00

KEYED WITH DEADBOLT		
Lock function and description	Specify	Price each
L9453 Entrance/office lock with deadbolt	L283-137	\$521.00
L9456 Corridor lock with deadbolt	L283-138	\$521.00
L9456 x XL13-439 Corridor lock with deadbolt and key override feature	47542412	\$731.00
L9457 Classroom security lock with deadbolt	L283-138	\$521.00
L9458 Classroom security lock with deadbolt and auxiliary latch	L283-310	\$532.00

PARTS

LOCK CASES			
<ul style="list-style-type: none"> Includes lock case only. Armors, strikes, mounting screws, and cylinders must be ordered separately. All lock cases are shipped right hand. For proper lock operation, correct spindle must be used. Please see part numbers on page 197. Electrified lock cases sold separate do not include CON-6W. Must be ordered separately. 			
KEYED WITH DEADBOLT			
Lock function and description		Specify	Price each
L9460	Cylinder x thumbturn mortise deadbolt	L283-139	\$420.00
L9462	Double cylinder mortise deadbolt	L283-139	\$420.00
L9463	Cylinder x cylinder thumbturn mortise deadbolt	L283-139	\$420.00
L9464	Cylinder only mortise deadbolt	L283-139	\$420.00
L9465	Closet/storeroom lock	L283-140	\$521.00
L9466	Utility room/storeroom lock	L283-140	\$521.00
L9473	Dormitory/bedroom lock	L283-140	\$521.00
L9480	Storeroom lock with deadbolt	L283-141	\$685.00
L9480 x XL13-439	Storeroom lock with deadbolt and key override feature	47631304	\$895.00
L9485	Faculty restroom/hotel lock with deadbolt	L283-141	\$685.00
L9485 x XL13-439	Faculty restroom/hotel lock with deadbolt and key override feature	47631304	\$895.00
L9486	Faculty restroom/hotel lock with deadbolt	L283-141	\$685.00
L9486 x XL13-439	Faculty restroom/hotel lock with deadbolt and key override feature	47631304	\$895.00
L9496	Corridor lock with deadbolt	L283-138	\$521.00
SMALL CASE DEADBOLTS			
Lock function and description		Specify	Price each
L460	Cylinder x thumbturn small case mortise deadbolt	L283-099	\$177.00
L462	Double cylinder small case mortise deadbolt	L283-099	\$177.00
L463	Cylinder x cylinder thumbturn small case mortise deadbolt	L283-099	\$177.00
L464	Cylinder only small case mortise deadbolt	L283-099	\$177.00
L480	Thumbturn only small case mortise deadbolt	L283-099	\$177.00
L496	Cylinder x thumbturn small case mortise deadbolt with chevron indicator	L283-099	\$177.00
VANDLGARD® LOCK CASES			
NON-KEYED			
Lock function and description		Specify	Price each
LV9040	Vandlgard bath/bedroom privacy lock	L283-602	\$594.00
LV9040 x XL11-446	Vandlgard privacy with thumbturn both sides	L283-602	\$594.00
LV9044	Vandlgard privacy with coin turn outside	L283-602	\$594.00
LV9440	Vandlgard privacy with deadbolt	L283-609	\$657.00
LV9444	Vandlgard privacy lock with deadbolt and coin turn outside	L283-609	\$657.00
KEYED			
Lock function and description		Specify	Price each
LV9050	Vandlgard entrance/office lock	L283-601	\$612.00
LV9056	Vandlgard entrance/office lock with automatic unlocking	L283-608	\$767.00
LV9056 x XL13-439	Vandlgard entrance/office lock with automatic unlocking with key override feature	47631308	\$977.00
LV9060	Vandlgard apartment entrance lock	L283-601	\$612.00
LV9070	Vandlgard classroom lock, exterior lockdown only	L283-601	\$612.00
LV9071	Vandlgard classroom security lock, interior/exterior lockdown	L283-601	\$612.00
LV9076	Vandlgard classroom holdback lock, exterior lockdown only	L283-603	\$629.00
LV9077	Vandlgard classroom security holdback lock, interior/exterior lockdown	L283-603	\$629.00
LV9080	Vandlgard storeroom lock	L283-604	\$612.00

PARTS

LOCK CASES		
<ul style="list-style-type: none"> Includes lock case only. Armors, strikes, mounting screws, and cylinders must be ordered separately. All lock cases are shipped right hand. For proper lock operation, correct spindle must be used. Please see part numbers on page 197. Electrified lock cases sold separate do not include CON-6W. Must be ordered separately. 		

KEYED		
Lock function and description	Specify	Price each
LV9081 Vandlgard accessible storeroom lock	47333538	\$612.00
LV9082 Vandlgard institution lock	L283-610	\$629.00

KEYED WITH DEADBOLT		
Lock function and description	Specify	Price each
LV9453 Vandlgard entrance/office lock with deadbolt	L283-605	\$668.00
LV9456 Vandlgard corridor lock with deadbolt	L283-606	\$668.00
LV9456 x XL13-439 Vandlgard corridor lock with deadbolt and key override feature	47631306	\$878.00

VANDLGARD® LOCK CASES		
KEYED WITH DEADBOLT		
Lock function and description	Specify	Price each
LV9457 Vandlgard classroom security lock with deadbolt	L283-606	\$668.00
LV9458 Vandlgard classroom security lock with deadbolt and auxiliary latch	L283-612	\$684.00
LV9480 Vandlgard storeroom lock with deadbolt	L283-607	\$833.00
LV9480 x XL13-439 Vandlgard storeroom lock with deadbolt and key override feature	47631309	\$1,043.00
LV9482 Vandlgard institution lock with deadbolt	L283-611	\$727.00
LV9485 Vandlgard faculty restroom/hotel lock with deadbolt	L283-607	\$833.00
LV9485 x XL13-439 Vandlgard faculty restroom/hotel lock with deadbolt and key override feature	47631309	\$1,043.00
LV9486 Vandlgard faculty restroom/hotel lock with deadbolt	L283-607	\$833.00
LV9486 x XL13-439 Vandlgard faculty restroom/hotel lock with deadbolt and key override feature	47631309	\$1,043.00
LV9496 Vandlgard corridor lock with deadbolt	L283-606	\$668.00

ELECTRIFIED LOCK CASES (ELECTRIFIED LOCK CASES SOLD SEPARATE DO NOT INCLUDE CON-6W. MUST BE ORDERED SEPARATELY)		
Lock function and description	Specify	Price each
L9090/L9092 electrified chassis. Specify EL (electrically locking) or EU (electrically unlocking)	L283-347	\$1,068.00
L9090/L9092 electrified chassis w/ RX. Specify EL or EU operation	L283-392	\$1,358.00
L9090/L9092 electrified chassis w/ LX. Specify EL or EU operation	L283-393	\$1,358.00
L9090/L9092 electrified chassis w/ DPS. Specify EL or EU operation.	L283-479	\$1,358.00
L9090/L9092 electrified chassis w/ RX and LX. Specify EL or EU operation	L283-394	\$1,647.00
L9090/L9092 electrified chassis w/ RX and DPS. Specify EL or EU operation	L283-481	\$1,647.00
L9090/L9092 electrified chassis w/ RX, LX and DPS. Specify EL or EU operation	L283-483	\$1,937.00
L9091/L9093/L9095 electrified chassis. Specify EL (electrically locking) or EU (electrically unlocking)	L283-395	\$1,068.00
L9091/L9093/L9095 electrified chassis w/ RX. Specify EL or EU operation	L283-396	\$1,358.00
L9091/L9093/L9095 electrified chassis w/ LX. Specify EL or EU operation	L283-397	\$1,358.00
L9091/L9093/L9095 electrified chassis w/ DPS. Specify EL or EU operation	L283-480	\$1,358.00
L9091/L9093/L9095 electrified chassis w/ RX and LX. Specify EL or EU operation	L283-398	\$1,647.00
L9091/L9093/L9095 electrified chassis w/ RX and DPS. Specify EL or EU operation	L283-482	\$1,647.00
L9091/L9093/L9095 electrified chassis w/ RX, LX and DPS. Specify EL or EU operation	L283-484	\$1,937.00
L9492/L9494 electrified chassis w/ DM. Specify EL or EU operation	L283-471	\$1,361.00
L9492/L9494 electrified chassis w/ RX and DM. Specify EL or EU operation	L283-473	\$1,642.00
L9492/L9494 electrified chassis w/ LX and DM. Specify EL or EU operation	L283-477	\$1,642.00
L9492/L9494 electrified chassis w/ RX, LX and DM. Specify EL or EU operation	L283-475	\$1,924.00
L9493/L9495 electrified chassis w/ DM. Specify EL or EU operation	L283-472	\$1,361.00
L9493/L9495 electrified chassis w/ RX and DM. Specify EL or EU operation	L283-474	\$1,642.00

PARTS

ELECTRIFIED LOCK CASES (ELECTRIFIED LOCK CASES SOLD SEPARATE DO NOT INCLUDE CON-6W. MUST BE ORDERED SEPARATELY)		
Lock function and description	Specify	Price each
L9493/L9495 electrified chassis w/ LX and DM. Specify EL or EU operation	L283-478	\$1,642.00
L9493/L9495 electrified chassis w/ RX, LX and DM. Specify EL or EU operation	L283-476	\$1,924.00
VANDLGARD® (LV) ELECTRIFIED LOCK CASES		
Lock function and description	Specify	Price each
LV9090/LV9092 electrified chassis. Specify EL (electrically locking) or EU (electrically unlocking)	L283-597	\$1,220.00
LV9091/LV9093/LV9095 electrified chassis. Specify EL (electrically locking) or EU (electrically unlocking)	L283-598	\$1,220.00
LV9492 electrified chassis. Specify EL (electrically locking) or EU (electrically unlocking)	L283-599	\$1,513.00
LV9493/LV9495 electrified chassis. Specify EL (electrically locking) or EU (electrically unlocking)	L283-600	\$1,513.00

LM9300 LOCK CASES		
Lock function and description	Specify	Price each
LM9310 Passage latch	L283-314	\$2,308.00
LM9325 Exit or communicating lock	L283-314	\$2,308.00
LM9350 Entrance/office lock	L283-316	\$2,314.00
LMV9350 Vandlgard entrance/office lock	L283-614	\$2,461.00
LM9370 Classroom lock	L283-316	\$2,314.00
LMV9370 Vandlgard classroom lock	L283-614	\$2,461.00
LM9371 Classroom security lock	L283-316	\$2,314.00
LMV9371 Vandlgard classroom security lock	L283-614	\$2,461.00
LM9380 Storeroom lock	L283-316	\$2,314.00
LMV9380 Vandlgard storeroom lock	L283-614	\$2,461.00

MISCELLANEOUS PARTS		
Description	Specify	Price each
Plastic lock case cover for display - for locks manufactured after January 1998	39-042	\$143.00
Pack of truarc retaining ring (1), spacer (2), knobs	K110-550	\$13.20
Wood plug, dummy, L0170, L0172	K510-320	\$13.40
Deadbolt (except L9453, L9465, L9466, L9473)	L283-003	\$87.30
Entrance deadbolt, L9453	L283-004	\$87.30
Auxiliary latchbolt assembly	L283-006	\$27.70
Latchbolt assembly (except L9076)	L283-008	\$87.30
Locking link, L9076	L283-010	\$28.10
Pack of (2) L583-467 Spacers for ANSI A115.1 metal door preparations	L283-029	\$55.70
Pack of 20 truarc retaining rings, levers	L283-030	\$33.00
Mounting plate, inside lever	L283-031	\$30.00
Spring cage (1 required per lever)	L283-040	\$14.80
Solid spring cage	XL12-207	\$130.00
Latchbolt assembly, L9076	L283-049	\$86.90
Cylinder retainer plate and screw - for locks manufactured after April 1994	L283-055	\$27.70
Deadbolt, L9492, L9493, L9494, L9495	L283-676	\$87.40
Deadbolt, L9465, L9466, L9473	L283-075	\$87.40
Lock case, L9000-Series - for locks manufactured after January 1998	L283-112	\$86.90
Lock case and cover, L400-Series	L283-127	\$125.00
Mounting plate for inside rose trim on one side of door only	L283-150	\$60.70
RX Module for L909x series electrified mortise (L283-452 R/X modules cannot be field installed on mechanical locks)	L283-452	\$284.00
Standoff post	L583-004	\$3.80
Latchbolt guide	L583-015	\$5.80
Retractor hub (2 required per lock) - replaces L583-019	L583-748	\$6.30

CYLINDRICAL
DEADBOLT
MORTISE
MULTIPOINT
INTERCONNECT
TUBULAR
SPECIALTY
PORTABLE
CYLINDERS / KEYS
TOOLS / KITS
MERCHANDISING
FORMS

PARTS

MISCELLANEOUS PARTS		
Description	Specify	Price each
Retractor hub spacer	L583-020	\$6.50
Retractor lever	L583-021	\$5.90
Retractor rocker	L583-022	\$4.60
Blocking plates	L583-023	\$5.80
Retractor link	L583-024	\$12.00
Retractor crank	L583-025	\$12.00
Hub spring	L583-026	\$2.10
Fire door fuse	L583-027	\$3.90
Fire door catch	L583-028	\$4.60
Turn hub	L583-029	\$29.60
Entrance hub	L583-030	\$23.90
Cam follower	L583-031	\$15.90
Turn hub spring	L583-035	\$5.80
Auxiliary bar guide	L583-038	\$4.50
Stop spring	L583-044	\$3.00
Locking catch (except L9080 EL/EU)	L583-045	\$30.00
Catch spring	L583-047	\$6.50
Locking link (except L9076)	L583-048	\$6.50
Entrance link	L583-049	\$11.20
Link pin	L583-050	\$3.00
Transfer lever	L583-051	\$3.00
Simultaneous retractor (except L9040 and L9056)	L583-053	\$12.00
Catch pin	L583-056	\$5.90
Spindle anchor	L583-057	\$47.30
Simultaneous retractor, L9040, L9056	L583-058	\$12.80
Mounting plate screw (2 required per lock)	L583-066	\$2.00
Transfer lifter	L583-156	\$11.10
Holdback dog, L9076	L583-174	\$9.30
Dog spring, L9076	L583-192	\$0.90
Auxiliary stop	L583-196	\$9.20
Mounting bar, L0170, L0172	L583-286	\$37.00
Mounting plate screw, knob dummy trim, L0170, L9175	L583-290	\$2.10
Mounting plate screw, lever dummy trim, L0170, L9175	L583-291	\$2.10
Mounting plate, inside knob	L583-321	\$11.10
Spacer for fixed levers	L583-322	\$5.90
Faceplate tab 1-1/4" - for locks manufactured after July 1994	L583-426	\$8.00
Faceplate tab 1-1/16" - for locks manufactured after July 1994	L583-427	\$9.20
Case cover screw (4 required per L9000-Series lock case; 3 required per L400-Series lock case)	L583-454	\$2.10
Dummy spindle anchor	L583-468	\$202.00
Cylinder retainer screw - for locks manufactured after April 1994	L583-481	\$4.40
Lock handing screw - for locks manufactured after April 1994	L583-485	\$2.80
Cylinder retainer - for locks manufactured after January 1998	L583-490	\$10.80
Cylinder retainer screw plate - for locks manufactured after April 1994	L583-492	\$5.30
Lock case cover, L400-Series. See L283-127 for sellable part.	L583-494	\$38.70
Lock case cover, L9000-Series - for locks manufactured after January 1998	L583-496	\$60.40
DPS magnet	L583-760	\$23.60
DPS magnet tray	L583-761	\$23.60
Nylon latchbolt insert, for use with electric strikes	XL11-422	\$161.00
Strike package multipoint lock	24353625	\$159.00

PARTS

LIGATURE RESISTANT CONVERSION KITS

- For 1 3/4" doors with sectional trim only
- Available in 630 (Satin Stainless Steel) or 630AM (Satin Stainless Steel Antimicrobial) finish only
- Lock cases furnished right hand only

CONVERT TO SK1 LIGATURE RESISTANT KNOB
 If applicable please specify "P" for (P) cylinder types, "R" for (R, J, F, or T) cylinder types, and "BD" for (BD, BDC, GD, or HD) cylinder types following the part number. Not available with the "L" cylinder option (lock less cylinder).

Converts	Contents	Conversion instructions	Specify		Price each
			Part number	Cyl type	
L9010, L9060, L9070, L9071, L9076, L9077, L9080, L9092EL/EU, L9082, L9095EL/EU, L9176, L9457, L9458, L9465, L9466, L9482, to ligature resistant	(2) ligature resistant knob assemblies (2) ligature resistant blocking rings	See instruction sheet	09-155	.[Cylinder]	\$1,875.00
L9050, L9056, L9412, L9453, L9456, L9460 w/ pull, L9473, L9480, L9485, to ligature resistant	(2) ligature resistant knob assemblies (1) ligature resistant blocking ring (1) ligature resistant thumbturn assembly	See instruction sheet	09-156	.[Cylinder]	\$2,352.00

CONVERT TO SL1 LIGATURE RESISTANT LEVER
 If applicable please specify "P" for (P) cylinder types, "R" for (R, J, F, or T) cylinder types, and "BD" for (BD, BDC, GD, or HD) cylinder types following the part number. Not available with the "L" cylinder option (lock less cylinder).

Converts	Contents	Conversion instructions	Specify		Price each
			Part number	Cyl type	
L9010, L9060, L9070, L9071, L9076, L9077, L9080, L9092EL/EU, L9082, L9093EL/EU, L9095EL/EU, L9176, L9457, L9458, L9465, L9466, L9482, to ligature resistant	(2) ligature resistant lever assemblies (2) ligature resistant blocking rings (2) trim ferrules	See instruction sheet	09-138	.[Cylinder]	\$2,448.00
L9050, L9056, L9412, L9453, L9456, L9460 w/ pull, L9473, L9480, L9485, to ligature resistant	(2) ligature resistant lever assemblies (1) ligature resistant blocking ring (1) ligature resistant thumbturn assembly (2) trim ferrules	See instruction sheet	09-139	.[Cylinder]	\$2,920.00

DEADBOLT CONVERSION TO LIGATURE RESISTANT
 If applicable please specify "P" for (P) cylinder types, "R" for (R, J, F, or T) cylinder types, and "BD" for (BD, BDC, GD, or HD) cylinder types following the part number. Not available with the "L" cylinder option (lock less cylinder).

Converts	Contents	Specify		Price each
		Part number	Cylinder type	
L462, L464, L9462, L9464 to ligature resistant	(2) ligature resistant blocking rings	09-157	.[Cylinder]	\$222.00
L460, L480, L9460 to ligature resistant	(1) ligature resistant blocking ring (1) ligature resistant thumbturn assembly	09-158	.[Cylinder]	\$743.00

CLASSROOM SECURITY FUNCTION CONVERSION KITS Subject to same discount as L Series Locks. Use of these kits requires drilling hole in door for inside cylinder.	Available finishes											
	605	606	609	612	613	619	622	625	626	629	630	643e
	▪	▪	▪	▪	▪	▪	▪	▪	▪	▪	▪	▪

ROSE TRIM

Converts	Contents	Conversion instructions	Specify			Price each
			Part number	Finish	Keyway	
L9070P to L9071P L9076P to L9077P	(1) 30-001-118 cylinder (2) 36-082-018 blocking ring	Add cylinder and 1 blocking ring to inside. Add 1 blocking ring to outside.	38-090	.[Finish]	.[Keyway]	\$188.00
L9070R to L9071R L9076R to L9077R	(1) 30-008 cylinder (2) 36-082-050 blocking ring	Add cylinder and 1 blocking ring to inside. Use 1 blocking ring to replace existing outside blocking ring.	38-091	.[Finish]	.[Keyway]	\$299.00
L9070BD to L9071BD L9076BD to L9077BD	(1) 80-108 cylinder (2) 36-082-050 blocking ring	Add cylinder and 1 blocking ring to inside. Use 1 blocking ring to replace existing outside blocking ring.	38-092	.[Finish]	.[Keyway]	\$181.00

PARTS

CLASSROOM SECURITY FUNCTION CONVERSION KITS Subject to same discount as L Series Locks. Use of these kits requires drilling hole in door for inside cylinder.	Available finishes											
	605	606	609	612	613	619	622	625	626	629	630	643e
	▪	▪	▪	▪	▪	▪	▪	▪	▪	▪	▪	▪

L ESCUTCHEON TRIM						
Converts	Contents	Conversion instructions	Specify			Price each
			Part number	Finish	Keyway	
L9070P to L9071P L9076P to L9077P	(1) 30-001-118 cylinder (includes compression spring and ring) (1) 36-082-012 blocking ring (1) 09-635 Escutcheon	Replace existing inside escutcheon. Add cylinder and compression spring only to inside. Add compression ring only to outside. Also add blocking ring to outside of 1 5/8" doors. Use compression spring only on outside of 1 7/8" doors	38-093	.[Finish]	.[Keyway]	\$417.00
L9070R to L9071R L9076R to L9077R	(1) 30-008 Cylinder (1) 36-082-012 blocking ring (1) 09-635 Escutcheon	Replace existing inside escutcheon. Add cylinder and blocking ring to inside.	38-094	.[Finish]	.[Keyway]	\$417.00
L9070BD to L9071BD L9076BD to L9077BD	(1) 80-108 Cylinder (1) 09-635 Escutcheon	Replace existing inside escutcheon. Add cylinder to inside.	38-095	.[Finish]	.[Keyway]	\$298.00

SCREW PACKS				FINISHES			
				605, 606, 609, 612, 613, 619, 622, 625, 626, 629, 630, 643e			
STANDARD SCREW PACKS		MS = Metal screw WMS = Wood/metal screw PFH = Phillips flat head POH = Phillips oval head					
Description	Specify			Price each			
	Part number	Finish	Keyway				
Lock case screws. Contains: (2) C603-256, #12-24 WMS PFH. Specify 455 finish.	C203-736	.455		\$10.00			
Strike screws. Contains: (2) C603-256, #12-24 WMS PFH.	C203-736	-		\$10.00			
Armor front screws. Contains: (2) K510-210, #8-32 x 1/4" MS PFH	K110-020	-		\$5.00			
Rose trim thumbturn screws. Contains: (2) K510-445, #4 x 1/2" POH AB	K110-947	-		\$12.20			
Trim mount screws and posts, 1 3/4" door. Contains: (2) L583-066, #8-32 x 1/2" PFH; (2) L583-212, 1-3/4" posts.	L283-100	-		\$43.30			
L escutcheon thru-bolts, 1 3/4" doors. Contains: (2) L583-120	L283-101	-		\$17.30			
Part pack for L mortise. Contains: (2) spindles, (2) spindle spring, (2) ferrules, (2) ferrule screws, (2) mounting screws, (2) armor screws, (2) strike screws	L283-154	.[Finish]		\$67.80			
Set screw, SK1 knob / SL1 lever .	L583-585	-		\$6.90			
Contains (3) L583-902 set screws and allen key	L283-615	-		\$12.20			
L9000 HSLR Screw Pack. Contains: (5) Ferrules, (2) Spindles, (10) #8-32 security Torx screws	47279023	-		\$61.20			

L/MLM9300 SERIES

PARTS

SCREW PACKS		FINISHES		
		605, 606, 609, 612, 613, 619, 622, 625, 626, 629, 630, 643e		
TORX® SCREW PACKS		Torx screw packs furnished with appropriate T-xx installation tool; Ⓜ Extended lead time		
Description	Specify			Price each
	Part number	Finish		
Rose trim without thumbturn Contains: (2) armor screws, #8-32 x 1/4" (T-15) (2) strike screws, #12-24 x 1/2" (T-20)	L283-121	.[Finish]		\$33.70
Rose trim with thumbturn Contains: (2) armor screws, #8-32 x 1/4" (T-15) (2) strike screws, #12-24 x 1/2" (T-20) (2) thumbturn screws, #4 x 1/2" (T-8)	L283-122	.[Finish]		\$33.70
L escutcheon for 1 3/4" doors Contains: (2) armor screws, #8-32 x 1/4" (T-15) (2) strike screws, #12-24 x 1/2" (T-20) (2) escutcheon screws, 1/4-28 x 2-1/8" (T-30)	L283-123	.[Finish]		\$33.70
N escutcheon for 1 3/4" doors Contains: (2) armor screws, #8-32 x 1/4" (T-15) (2) strike screws, #12-24 x 1/2" (T-20) (2) escutcheon screws, #8-32 x 1-1/2" (T-20)	XL11-848	.[Finish]		\$33.70

SPECIAL PARTS				
Description	Specify			Price each
	Part number	Finish	Lip length	
Solid latchbolt (nylon insert) for use with electric strikes. Price listed is adder to lock.	XL11-422	-	-	\$161.00
Mortise cylinder turn unit with ADA compliant style thumbturn. Price listed is adder to 09-900, 09-904, or 09-905	XB11-720	.[Finish]	-	\$308.00
10-072 strike with >2" thru 6" lip. Specify lip length on order (Not available in 630, 612, or 613 finish. Only available with strike lip lengths in 1/4" increments)	XK10-992	.[Finish]	.[Lip]	\$306.00
Blank inside L escutcheon	XL11-634	.[Finish]	-	\$474.00
Blank outside L or N escutcheon. Specify L or N on order.	XL11-636	.[Finish]	-	\$653.00
Armor front with cutout to receive deadbolt only, for use with L9110, L9175 and L9176 dummy functions	XL11-743	.[Finish]	-	\$197.00
One hole strike for latching functions LH/RHR for SK1, SL1 and HSLR trim (available in 630 finish only)	10-144	.[Finish]	-	\$64.00
One hole strike for latching functions RH/LHR for SK1, SL1 and HSLR trim (available in 630 finish only)	10-145	-	-	\$64.00

PARTS

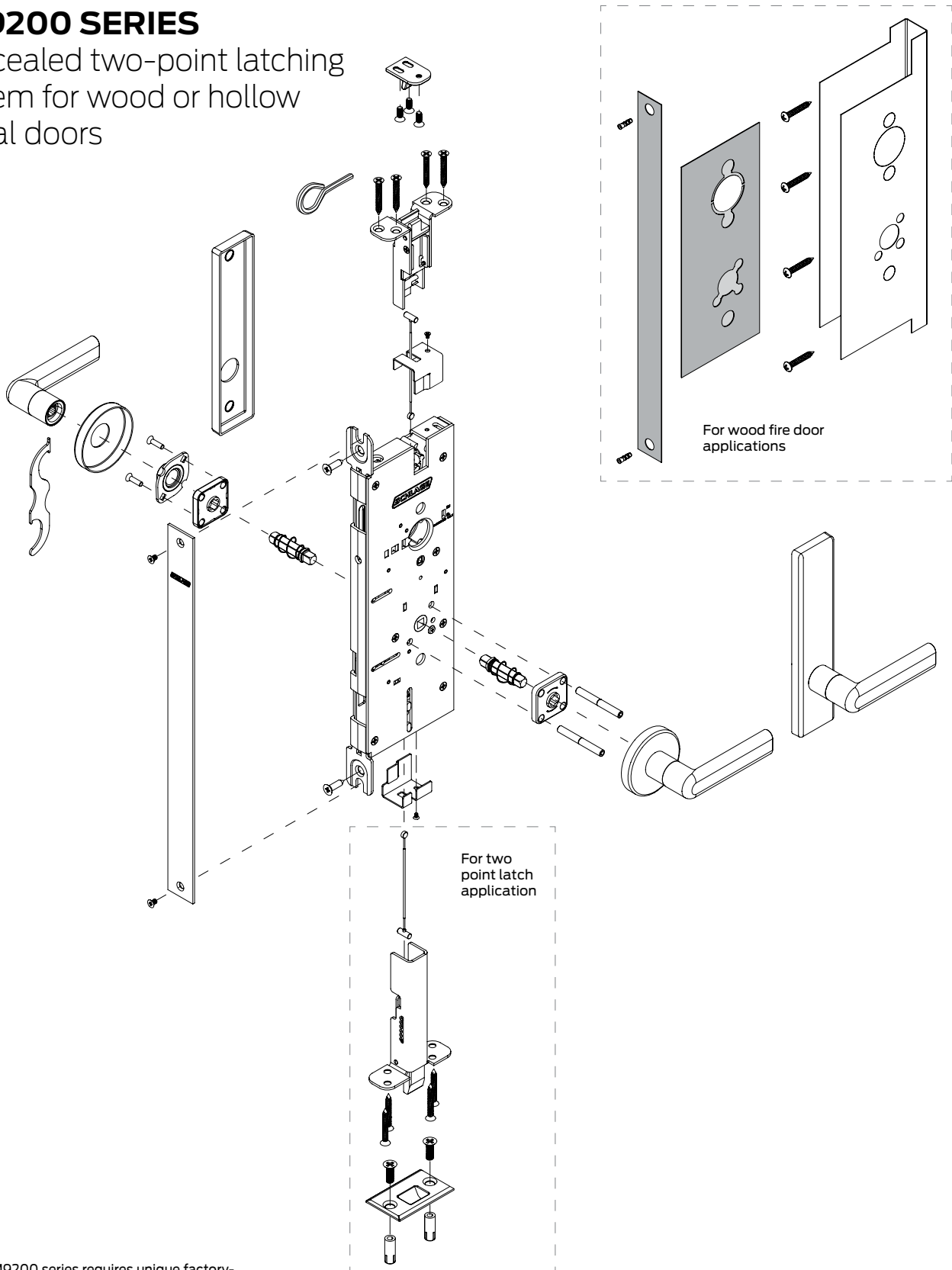
CYLINDERS AND KEYS

Cylinders and keys sold separate can be found in the [Cylinders](#) and [Keys](#) sections at the back of this book.

ALLEGION CONNECT HARNESSES - PRICES LISTED ARE NET, DISCOUNTING DOES NOT APPLY		
HARNESSES WITH MOLEX CONNECTORS ON BOTH ENDS (FOR USE WITH HOLLOW METAL DOORS)		
Description	Specify	Price each
6" Wire Harness (internal p/n 106190-00)	CON-6	\$19.00
12" Wire Harness (internal p/n 106191-00)	CON-12	\$23.00
26" Wire Harness (internal p/n 106192-00)	CON-26	\$26.00
32" Wire Harness (internal p/n 106193-00)	CON-32	\$27.00
38" Wire Harness (internal p/n 106194-00)	CON-38	\$31.00
44" Wire Harness (internal p/n 106195-00)	CON-44	\$28.00
50" Wire Harness (internal p/n 106196-00)	CON-50	\$31.00
192" Wire Harness (internal p/n 106197-00)	CON-192	\$68.00
HARNESSES WITH MOLEX CONNECTOR ON ONE END, CRIMPED PINS ON OTHER W/ ATTACHABLE MOLEX CONNECTOR (FOR USE WITH WOOD DOORS)		
Description	Specify	Price each
6" Wire Harness (internal p/n 106201-00)	CON-6P	\$22.00
12" Wire Harness (internal p/n 106202-00)	CON-12P	\$27.00
26" Wire Harness (internal p/n 106203-00)	CON-26P	\$31.00
32" Wire Harness (internal p/n 106204-00)	CON-32P	\$33.00
38" Wire Harness (internal p/n 106205-00)	CON-38P	\$33.00
44" Wire Harness (internal p/n 106206-00)	CON-44P	\$34.00
50" Wire Harness (internal p/n 106207-00)	CON-50P	\$35.00
192" Wire Harness (internal p/n 106208-00)	CON-192P	\$72.00
HARNESS WITH MOLEX CONNECTOR ON ONE END, STRIPPED LEADS ON OTHER (FOR CONNECTION TO POWER SUPPLY)		
Description	Specify	Price each
6" extension to power supply (internal p/n 106210-00)	CON-6W	\$22.00
SERVICE KIT		
Description	Specify	Price each
Connector Service Kit (internal p/n 050823-00-00) contains: <ul style="list-style-type: none"> ▪ 100 each male and female terminals ▪ 10 each 4-pin and 8-pin male connectors ▪ 10 each 4-pin and 8-pin female connectors ▪ 1 extraction tool 	CON-KIT	\$173.00

LM9200 SERIES

Concealed two-point latching system for wood or hollow metal doors



NOTE: LM9200 series requires unique factory-prepped doors; please contact sales representative for list of compatible door manufacturers.

How to order

To order products, attribute values should be provided in the sequence shown below. Each value should be separated by a period.

Required for all lock orders						Required		Door dimensions		Options			Keying					
Brand	Series + Function + Fire rating	Cylinder type (keyed functions only)	Outside style			Inside style			Door thickness	Extended	ADA thumbturn	Connector	Buy American Act compliant	Keying code	Keyway	Pack keys independently		
			Outside lever design	Outside rose/escutcheon	Outside finish	Inside lever design	Inside rose/escutcheon	Inside finish									Handing	Door height
1	2	3	4A	4B	4C	5A	5B	5C	6	7	8A	8B	9A	9B	9C	10A	10B	10C

Specifying dimensions: Dimensions should be provided with the whole number followed by a dash and then the fraction of an inch. Example: 1-3/4. Door height should be listed with the number of feet followed by "ft" then the number of inches (example 7ft6).

Line item number

Quantity

- 1 **Brand:** Required only when specifying a product Less (LLL) any attribute.
- 2 **Series+Function:+Fire rating** Series combined with function and fire rating.
- 3 **Cylinder type:** Specify cylinder code for keyed functions.
- 4A **Outside lever design:** Required for all orders.
- 4B **Outside rose/escutcheon:** Required for all orders.
- 4C **Outside finish:** Required for all orders.
- 5A **Inside lever design:** Required only if different from the outside lever design or if specifying a product Less (LLL) any attribute.
- 5B **Inside rose/escutcheon:** Required only when specifying a product Less (LLL) any attribute.
- 5C **Inside finish:** Specify only if different from the outside finish or if specifying a product Less (LLL) any attribute.
- 6 **Handing:** Required for all orders.
- 7 **Door height:** Required for all orders (6'8"-10'0" for non-fire rated openings, 6'8"-8'0" for fire rated openings).
- 8A **Door thickness:** Leave blank for default 1-3/4" thick doors. Specify if other than 1-3/4" or if specifying a product Less (LLL) any attribute. Specify with a DT prefix followed by the door thickness dimension. Example: DT1-3/8, DT2-1/4.
- 8B **Extended:** Specify for doors greater than 1-3/4". EE = Extended equally, EI = Extended inside, EO = Extended outside, ED = Extended differently.
- 9A–9C **Options:** Specify any desired options.
- 10A **Keying code:** Default keying code is dictated by the selected cylinder type. Leave blank for to receive the default keying code or specify for any other keying code. If ordering a product less any lock attribute, keying code must be specified.
- 10B **Keyway:** Default way is dictated by the selected cylinder type. Leave blank for to receive the default keyway or specify to order any other keyway. If ordering a product less any lock attribute, keying code must be specified.
- 10C **Pack keys independently:** Specify only when requesting that keys be packed independently.

Contents

LM9200 Series | Overview 207

LM9200 Series | Functions 210

LM9200 Series | Styles 212

LM9200 Series | Configure a product 219

 Cylinder adjustments 226

 Style options 227

 Door dimensions 228

 Options 229

 Locks less components 229

 Keying 230

LM9200 Series | Parts 231

 Levers 231

 Roses 231

 Escutcheons 231

 Outside escutcheon & bushing 231

 Inside escutcheon 232

 Outside lever and rose/escutcheon assemblies 232

 Armor fronts 233

 Thumbturns 233

 Escutcheon thru-bolts 234

 Latch kits 235

 Cables and strikes 235

 Miscellaneous parts 235

 Escutcheon thru-bolts 235

 L Mounting posts (Ferrules) 235

 Spindle and springs 235

 Lock cases 235

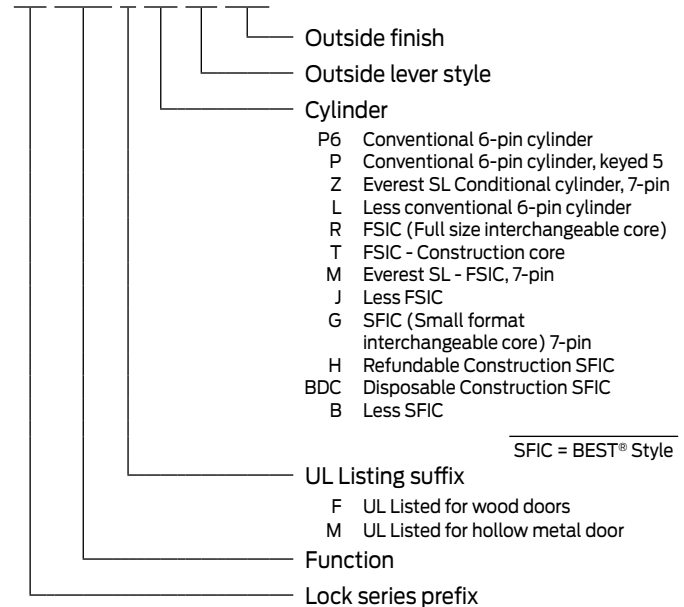
 Allegion Connect harnesses 237

BAA/ARRA

Contact your local RSO or Sales Rep. for ordering details

Product identification

LM 9250 F.P6.06.626



Finish codes and descriptions

BHMA code	Description
605 (US 3)	Bright Brass
606 (US 4)	Satin Brass
609 (US 5)	Antique Brass
612 (US 10)	Satin Bronze
613 (US 10B)	Oil Rubbed Bronze
619 (US 15)	Satin Nickel
622 (US 19)	Matte Black
625 (US 26)	Bright Chrome
626 (US 26D)	Satin Chrome
626AM	Satin Chrome, Antimicrobial
629 (US32)	Bright Stainless Steel
630 (US32D)	Satin Stainless Steel
630AM	Satin Stainless Steel, Antimicrobial
643e (US 11)	Aged Bronze

Standard Features



Certification	Wood door applications: available UL listed for 60 minute fire door with two point latch or 20 minute fire door with top latch only. (Does not meet Canada UL 20-minute wood door requirement) Hollow metal door applications: available UL listed for 90 minute fire door with two point latch, one point latch, or double egress with astragal.
Case Size	4-7/16" x 12-3/8" x 1"
Armor Front	1-1/4" x 15-7/8"
Backset	2-3/4"
Cylinder	6-pin solid brass, keyed 6-pin, S123 keyway, keyed different (KD)
Door range	1-3/4"
Keys	Two nickel silver cut keys per lock, 6-pin, S123 section

Note: LM9200 only available in USA and Canada

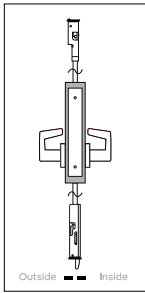
MECHANICAL FUNCTIONS

SCHLAGE

ANSI

LM9210

2-point passage latch

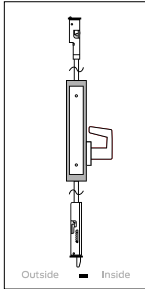


- Levers only-both sides; 2-point latch
- Latchbolts retracted by lever from either side at all times
- Inside lever always free for immediate egress

When ordering, specify door handing.

LM9225

2-point exit or communicating lock



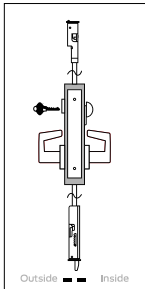
- No outside trim; lever only-inside; 2-point latch
- Latchbolts retracted by lever from inside only
- Inside lever always free for immediate egress

Note: Available in rose trim only.

When ordering, specify door handing.

LM9250

2-point entrance/office lock



- Key cylinder outside; thumbturn inside; 2-point latch
- Latchbolts retracted by lever from either side
- Outside lever is made inoperative by key outside or by turning inside thumbturn
- Key outside unlocks and enables outside lever to retract both latches
- Rotating inside lever retracts latchbolts; outside lever unlocked when thumbturn is returned to vertical position
- Inside lever always free for immediate egress

Caution: Outside lever remains inoperative until thumbturn is returned to vertical or unlocked by key.

When ordering, specify door handing.

See page 120 for more information on trim and Vandlgard® options.

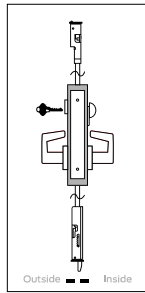
MECHANICAL FUNCTIONS

SCHLAGE

ANSI

LM9256

2-point entrance/office lock with automatic unlocking

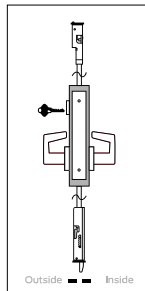


- Key cylinder outside; thumbturn inside; 2-point latch
- Latchbolts retracted by lever from either side
- Outside lever is made inoperative by key outside or by turning inside thumbturn
- Key outside unlocks and enables outside lever to retract both latches
- Rotating inside thumbturn unlocks outside lever; turning inside lever retracts latchbolts and unlocks outside lever
- Inside lever always free for immediate egress

When ordering, specify door handing.

LM9270

2-point classroom lock, exterior lockdown only



- Key cylinder outside with lever; lever only-inside; 2-point latch
- Latchbolts retracted by lever from either side
- Outside lever is made inoperative by key outside
- Key outside unlocks and enables outside lever to retract both latches
- Inside lever always free for immediate egress

Note: Outside lever remains inoperative until unlocked by key.

When ordering, specify door handing.

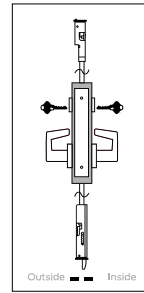
MECHANICAL FUNCTIONS

SCHLAGE

ANSI

LM9271

2-point entrance/office lock with automatic unlocking



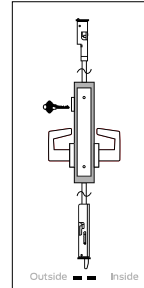
- Key cylinder both sides; 2-point latch
- Latchbolts retracted by lever from either side
- Outside lever is made inoperative by key from either side
- Key on either side unlocks; unlocking enables outside lever to retract both latches
- Inside lever always free for immediate egress

Note: Outside lever remains inoperative until unlocked by key.

When ordering, specify door handing.

LM9280

2-point storeroom lock



- Key cylinder outside with lever; lever only-inside; 2-point latch
- Outside lever normally locked; latchbolts retracted by inside lever
- Key outside inserted and turned 280° unlocks, allowing outside lever to retract latches; removal of key returns door to locked state
- Inside lever always free for immediate egress

Note: Cannot be used with competitor cylinders. Must use a Schlage cylinder listed in the Cylinders Section for 9280 function.

When ordering, specify door handing.

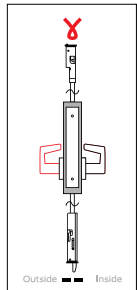
LM929x EL/EU electrified locks

All locks feature automatic detection and operation with 12 or 24V DC, and a case-mounted switch that allows customer selection of EL (fail safe - power failure allows either knob/lever to retract latchbolt and/or deadbolt) or EU (fail secure - power failure locks outside knob/lever or both knobs/levers). Please specify lock function as EL or EU for default switch position. Locks also come standard with Allegion Connect Molex connector with 3" lead and CON-6W. Allegion Connect is a Molex connector system that allows rapid installation of lock when used with Allegion Connect Harnesses (see page 237) and Allegion Connect Hinges (see Ives price book). For more information speak to your sales representative. The Molex connector can also be cut off so that the lock can be installed with traditional splicing. Request-to-Exit (RX) is not an available option for the LM9200 Series.

ELECTRIFIED LOCKS

SCHLAGE

LM9290EL/EU



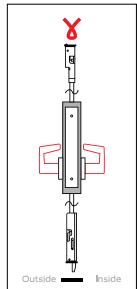
Electrically locking/unlocking outside lever, no cylinder, 2-point lock

- Levers only-both sides; 2-point latch
- Normal state: outside lever continuously locked (EL mode) or unlocked (EU mode)
- When power is removed (or power fails): in EL mode either lever will retract latchbolts; in EU mode outside lever is locked
- Inside lever always free for immediate egress

Note: Auto detects 12 or 24V DC.

Ordering: Specify door handing. Additionally, case-mounted switch allows field selectable EL/EU setting however, when ordering, please specify EL or EU.

LM9291EL/EU



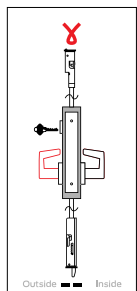
Electrically locking/unlocking both levers, no cylinder, 2-point lock

- Levers only-both sides; 2-point latch
- Normal state: both levers continuously locked (EL mode) or unlocked (EU mode)
- When power is removed (or power fails): in EL mode either lever will retract latchbolts; in EU mode both levers are locked

Note: Auto detects 12 or 24V DC.

Ordering: Specify door handing. Additionally, case-mounted switch allows field selectable EL/EU setting however, when ordering, please specify EL or EU.

LM9292EL/EU



Electrically locking/unlocking outside lever, outside cylinder, 2-point lock

- Key cylinder outside with lever; lever only-inside; 2-point latch
- Normal state: outside lever continuously locked (EL mode) or unlocked (EU mode)
- When locked, key outside enables outside lever to retract both latches but cannot change the normal locked or unlocked state of outside lever
- When power is removed (or power fails): in EL mode either lever will retract latchbolts; in EU mode outside lever is locked
- Inside lever always free for immediate egress

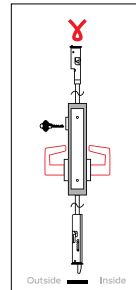
Note: Auto detects 12 or 24V DC.

Ordering: Specify door handing. Additionally, case-mounted switch allows field selectable EL/EU setting however, when ordering, please specify EL or EU.

ELECTRIFIED LOCKS

SCHLAGE

LM9293EL/EU



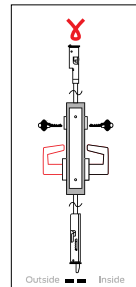
Electrically locking/unlocking both levers, outside cylinder, 2-point lock

- Key cylinder outside with lever; lever only-inside; 2-point latch
- Normal state: both levers continuously locked (EL mode) or unlocked (EU mode)
- When locked, key outside enables outside lever to retract both latches but cannot change the normal locked or unlocked state of outside lever
- When power is removed (or power fails): in EL mode either lever will retract latchbolts; in EU mode both levers are locked

Note: Auto detects 12 or 24V DC.

Ordering: Specify door handing. Additionally, case-mounted switch allows field selectable EL/EU setting however, when ordering, please specify EL or EU.

LM9294EL/EU



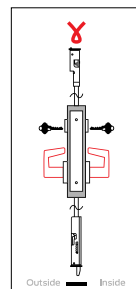
Electrified outside levers lock two-point latch (inside and outside cylinder), 2-point lock

- Key cylinder both sides; 2-point latch
- Normal state: outside lever continuously locked (EL mode) or unlocked (EU mode)
- When locked, key on either side enables either lever to retract both latches but cannot change the normal locked or unlocked state of either lever
- When power is removed (or power fails): in EL mode either lever will retract latchbolts; in EU mode outside lever is locked
- Inside lever always free for immediate egress

Note: Auto detects 12 or 24V DC.

Ordering: Specify door handing. Additionally, case-mounted switch allows field selectable EL/EU setting however, when ordering, please specify EL or EU.

LM9295EL/EU

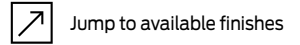


Electrically locking/unlocking both levers, inside and outside cylinder, 2-point lock

- Key cylinder both sides; 2-point latch
- Normal state: both levers continuously locked (EL mode) or unlocked (EU mode)
- When locked, key on either side enables either lever to retract both latches but cannot change the normal locked or unlocked state of either lever
- When power is removed (or power fails): in EL mode either lever will retract latchbolts; in EU mode both levers are locked

Note: Auto detects 12 or 24V DC.

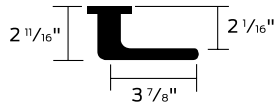
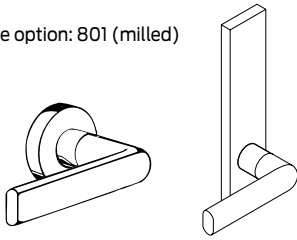
Ordering: Specify door handing. Additionally, case-mounted switch allows field selectable EL/EU setting however, when ordering, please specify EL or EU.



STANDARD LEVER DESIGNS (CAST OR FORGED)

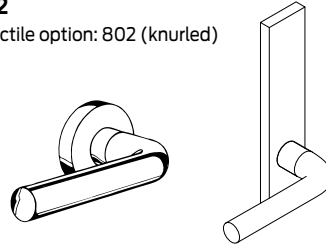
01

Tactile option: 801 (milled)



02

Tactile option: 802 (knurled)



Available roses: A (shown), B, C

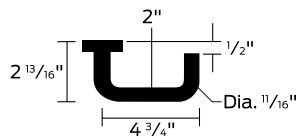
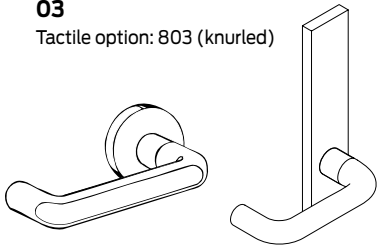
Available escutcheons: L (shown), N

Available roses: A (shown), B, C

Available escutcheons: L (shown), N

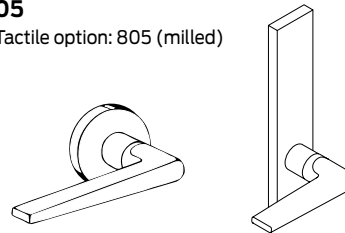
03

Tactile option: 803 (knurled)



05

Tactile option: 805 (milled)



Available roses: A (shown), B, C

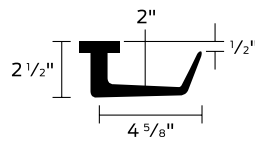
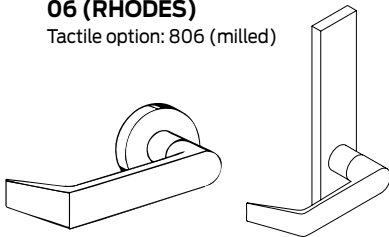
Available escutcheons: L (shown), N

Available roses: A (shown), B, C

Available escutcheons: L (shown), N

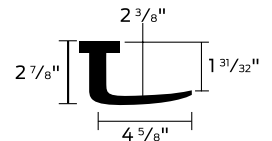
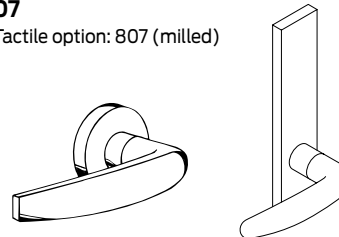
06 (RHODES)

Tactile option: 806 (milled)



07

Tactile option: 807 (milled)



Available roses: A (shown), B, C

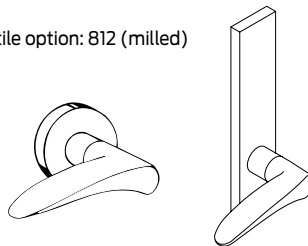
Available escutcheons: L (shown), N

Available roses: A (shown), B, C

Available escutcheons: L (shown), N

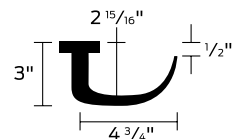
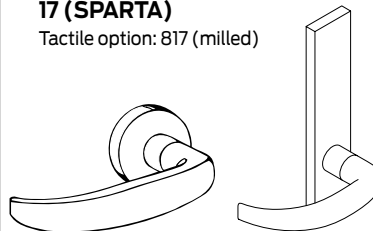
12

Tactile option: 812 (milled)



17 (SPARTA)

Tactile option: 817 (milled)



Available roses: A (shown), B, C

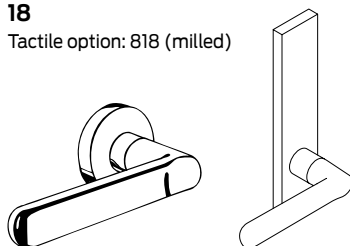
Available escutcheons: L (shown), N

Available roses: A (shown), B, C

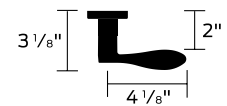
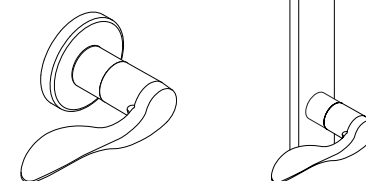
Available escutcheons: L (shown), N

18

Tactile option: 818 (milled)



ACCENT (ACC)




Available roses: A (shown), B, C

Available escutcheons: L (shown), N

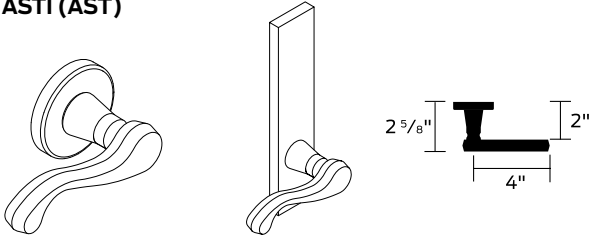
Available roses: A, B (shown), C

Available escutcheons: L (shown), N

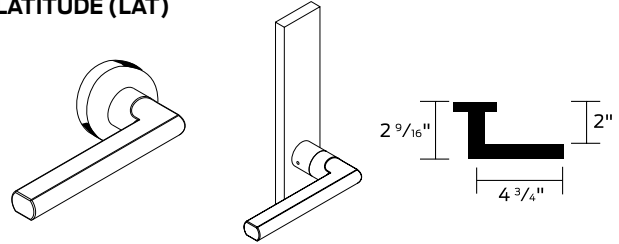
STANDARD LEVER DESIGNS (CAST OR FORGED)

 Jump to available finishes

ASTI (AST)



LATITUDE (LAT)



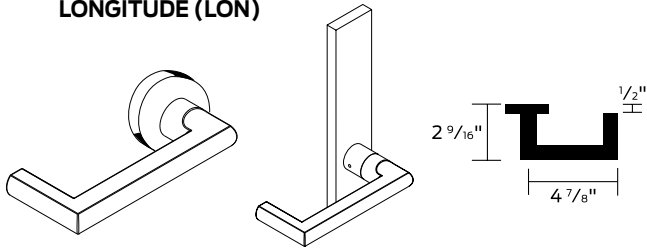
Available roses: A, AVA, B (shown), C

Available escutcheons: L (shown), N

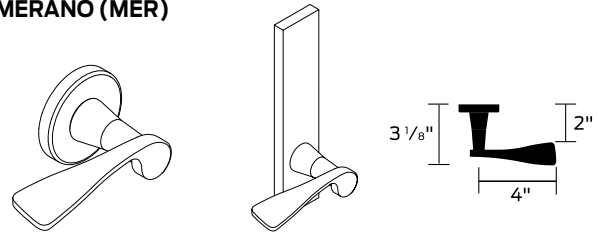
Available roses: A (shown), B, C

Available escutcheons: L (shown), N

LONGITUDE (LON)



MERANO (MER)



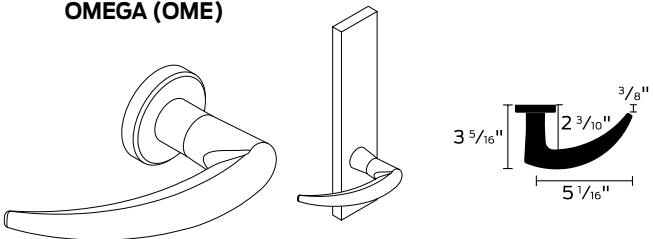
Available roses: A (shown), B, C

Available escutcheons: L (shown), N

Available roses: A, B (shown), C, MER


Available escutcheons: L (shown), N

OMEGA (OME)



Available roses: A (shown), B, C

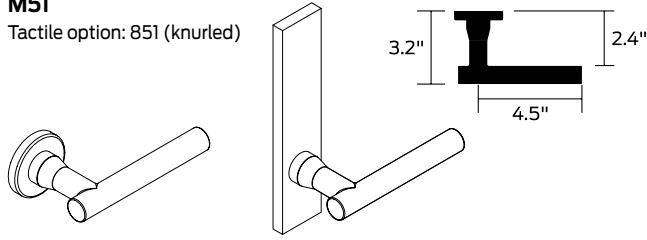
Available escutcheons: L (shown), N

 Jump to available finishes

M COLLECTION LEVER DESIGNS (CAST OR FORGED)

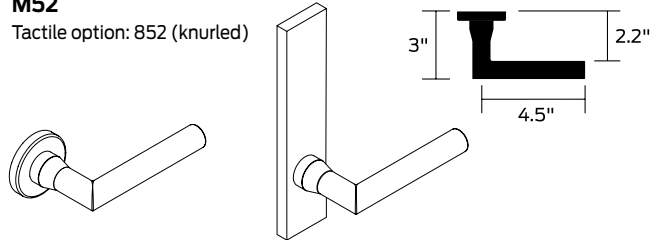
M51

Tactile option: 851 (knurled)



M52

Tactile option: 852 (knurled)



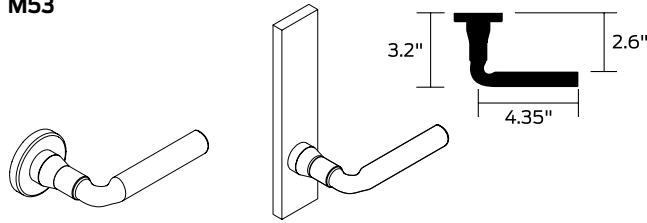
Available roses: A (shown), B, C

Available escutcheons: L (shown), N

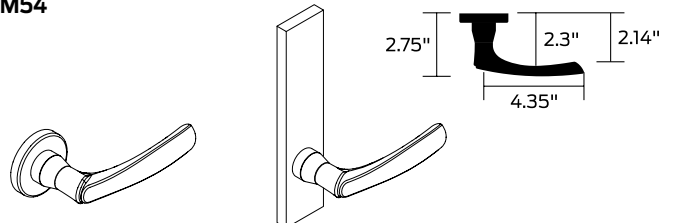
Available roses: A (shown), B, C

Available escutcheons: L (shown), N

M53



M54



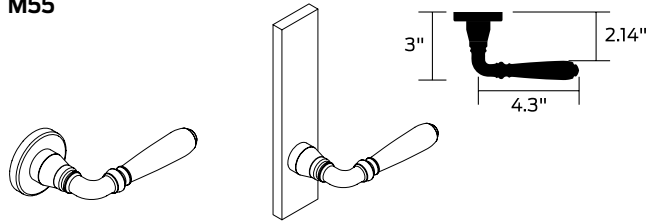
Available roses: A (shown), B, C

Available escutcheons: L (shown), N

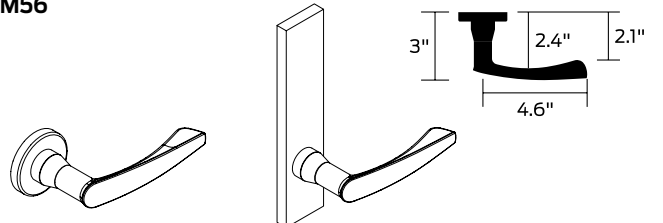
Available roses: A (shown), B, C

Available escutcheons: L (shown), N

M55



M56



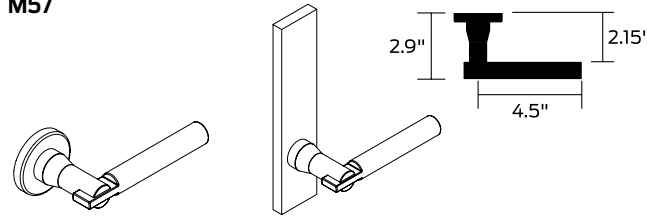
Available roses: A (shown), B, C

Available escutcheons: L (shown), N

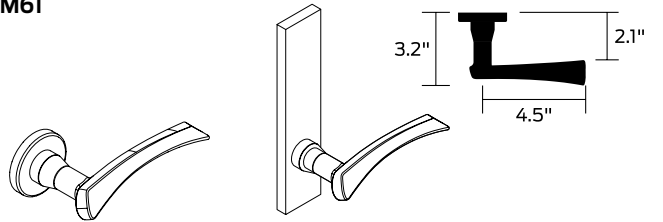
Available roses: A (shown), B, C

Available escutcheons: L (shown), N

M57



M61



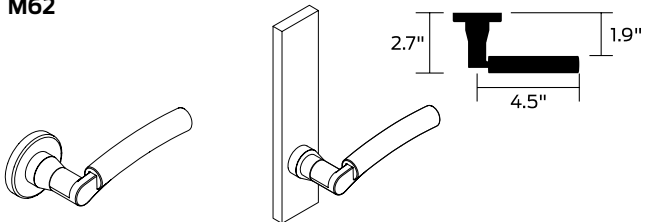
Available roses: A (shown), B, C

Available escutcheons: L (shown), N

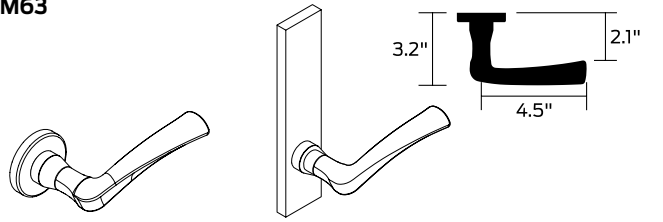
Available roses: A (shown), B, C

Available escutcheons: L (shown), N

M62



M63




Available roses: A (shown), B, C

Available escutcheons: L (shown), N

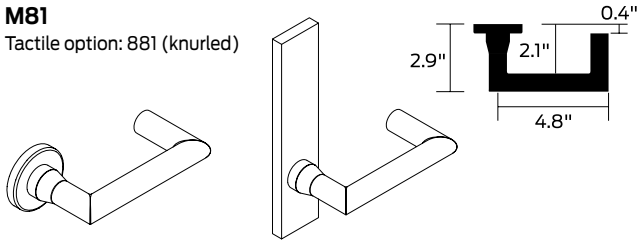
Available roses: A, B (shown), C

Available escutcheons: L (shown), N

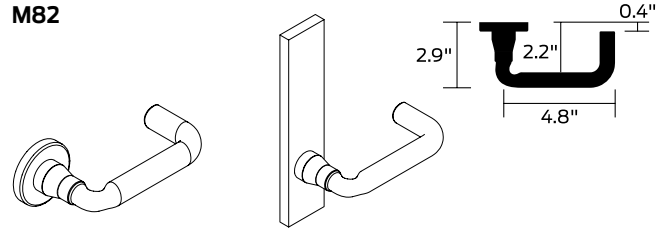
M COLLECTION LEVER DESIGNS (CAST OR FORGED)

 Jump to available finishes

M81
Tactile option: 881 (knurled)



M82



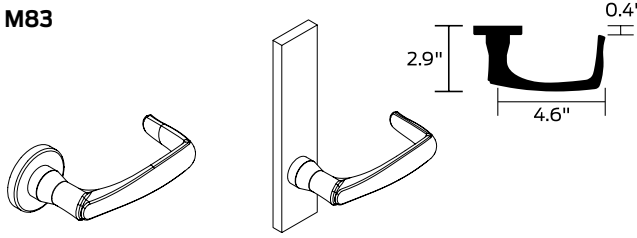
Available roses: A, AVA, B (shown), C

Available escutcheons: L (shown), N

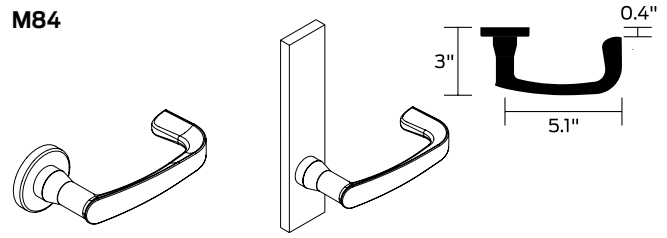
Available roses: A (shown), B, C

Available escutcheons: L (shown), N

M83



M84



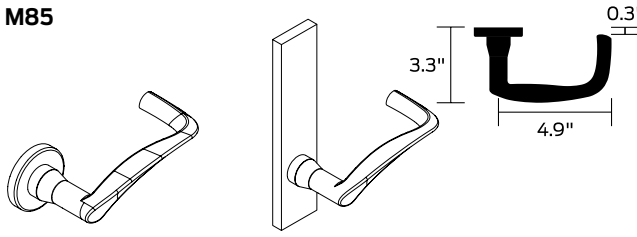
Available roses: A (shown), B, C

Available escutcheons: L (shown), N

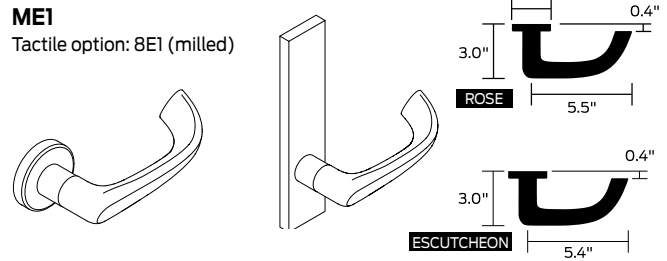
Available roses: A, B (shown), C, MER

Available escutcheons: L (shown), N

M85



ME1
Tactile option: 8E1 (milled)



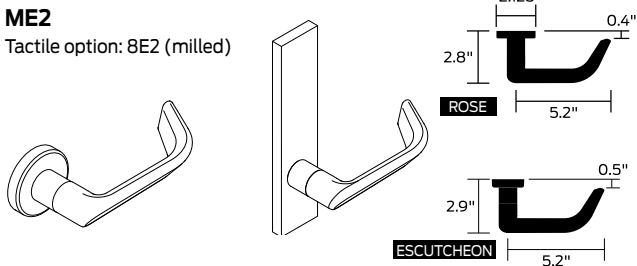
Available roses: A (shown), B, C

Available escutcheons: L (shown), N

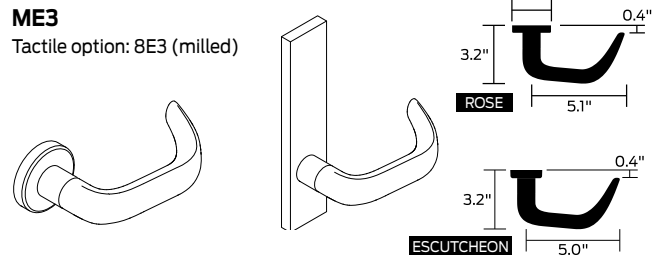
Available roses: A (shown), B, C

Available escutcheons: L (shown), N

ME2
Tactile option: 8E2 (milled)



ME3
Tactile option: 8E3 (milled)



Available roses: A (shown), B, C

Available escutcheons: L (shown), N

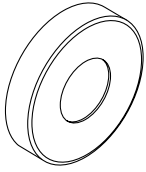
Available roses: A (shown), B, C

Available escutcheons: L (shown), N

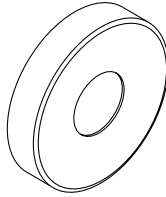
Jump to available finishes

ROSE (WROUGHT) DESIGNS

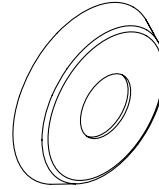
A
2-1/8" (54 mm) diameter



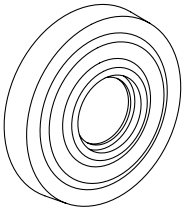
B
2-9/16" (65mm) diameter



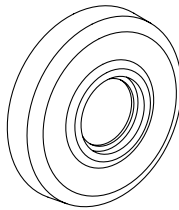
C
2-5/8" (66mm) diameter
Not available 612 or 613 finish



AVA (AST LEVER ONLY)
2-5/8" (66mm) diameter



MER (MER LEVER ONLY)
2-5/8" (66mm) diameter



L (CAST/FORGED) AND N (WROUGHT) ESCUTCHEON TRIM DESIGNS

L

7¹⁵/₁₆" x 1³/₄" x 7⁷/₁₆"
(202mm x 44mm x 11mm)

Available on 1³/₄" - 2¹/₂" doors

N

7⁷/₈" x 2¹/₂" x 7⁷/₁₆"
(200mm x 64mm x 11mm)

Available on 1³/₄" - 2¹/₄" doors



FINISH AVAILABILITY

STANDARD LEVERS																				
LEVER	TRIM					Bright Brass (605)	Satin Brass (606)	Antique Brass (609)	Satin Bronze (612)	Oil Rubbed Bronze (613)	Satin Nickel (619)	Matte Black (622)	Bright Chrome (625)	Satin Chrome (626)	Bright Stainless Steel (629)	Satin Stainless Steel (630)	Aged Bronze (643e)	Satin Chrome, Antimicrobial (626AM)	Satin Stainless Steel, Antimicrobial (630AM)	
01	A	B	N	L		605	606	609	612	613	619	622	625	626	629	630	643e	626AM	630AM	
	C					605	606	609	-	-	619	622	625	626	629	630	643e	626AM	630AM	
02	A	B	N	L		605	606	609	612	613	619	622	625	626	629	630	643e	626AM	630AM	
	C					605	606	609	-	-	619	622	625	626	629	630	643e	626AM	630AM	
03	A	B	N	L		605	606	609	612	613	619	622	625	626	629	630	643e	626AM	630AM	
	C					605	606	609	-	-	619	622	625	626	629	630	643e	626AM	630AM	
05	A	B	N	L		605	606	609	612	613	619	622	625	626	629	630	643e	626AM	630AM	
	C					605	606	609	-	-	619	622	625	626	629	630	643e	626AM	630AM	
06 (Rhodes)	A	B	N	L		605	606	609	612	613	619	622	625	626	629	630	643e	626AM	630AM	
	C					605	606	609	-	-	619	622	625	626	629	630	643e	626AM	630AM	
07	A	B	N	L		605	606	609	612	613	619	622	625	626	629	630	643e	626AM	630AM	
	C					605	606	609	-	-	619	622	625	626	629	630	643e	626AM	630AM	
12	A	B	N	L		605	606	609	612	613	619	622	625	626	629	630	643e	626AM	630AM	
	C					605	606	609	-	-	619	622	625	626	629	630	643e	626AM	630AM	
17 (Sparta)	A	B	N	L		605	606	609	612	613	619	622	625	626	629	630	643e	626AM	630AM	
	C					605	606	609	-	-	619	622	625	626	629	630	643e	626AM	630AM	
18	A	B	N	L		605	606	609	612	613	619	622	625	626	629	630	643e	626AM	630AM	
	C					605	606	609	-	-	619	622	625	626	629	630	643e	626AM	630AM	
ACC	A	B	C	N	L	605	606	609	-	-	619	622	625	626	-	-	643e	626AM	-	
AST	A	B	C	AVA	N	L	605	606	609	-	-	619	622	625	626	-	-	643e	626AM	-
LAT	A	B	C	N	L	605	606	609	-	-	619	622	625	626	629	630	643e	626AM	630AM	
LON	A	B	C	N	L	605	606	609	-	-	619	622	625	626	629	630	643e	626AM	630AM	
MER	A	B	C	MER	N	L	605	606	609	-	-	619	622	625	626	-	-	643e	626AM	-
OME	A	B	N	L		605	606	609	612	612	619	622	625	626	629	630	643e	626AM	630AM	
	C					605	606	609	-	-	619	622	625	626	629	630	643e	626AM	630AM	
M COLLECTION LEVERS																				
LEVER	TRIM					Bright Brass (605)	Satin Brass (606)	Antique Brass (609)	Satin Bronze (612)	Oil Rubbed Bronze (613)	Satin Nickel (619)	Matte Black (622)	Bright Chrome (625)	Satin Chrome (626)	Bright Stainless Steel (629)	Satin Stainless Steel (630)	Aged Bronze (643e)	Satin Chrome, Antimicrobial (626AM)	Satin Stainless Steel, Antimicrobial (630AM)	
M51	A	B	C	N	L	605	606	609	-	-	619	622	625	626	629	630	643e	626AM	630AM	
M52	A	B	C	N	L	605	606	609	-	-	619	622	625	626	629	630	643e	626AM	630AM	
M53	A	B	C	N	L	605	606	609	-	-	619	622	625	626	629	630	643e	626AM	630AM	
M54	A	B	C	N	L	605	606	609	-	-	619	622	625	626	629	630	643e	626AM	630AM	
M55	A	B	C	N	L	605	606	609	-	-	619	622	625	626	629	630	643e	626AM	630AM	
M56	A	B	C	N	L	605	606	609	-	-	619	622	625	626	629	630	643e	626AM	630AM	
M57	A	B	C	N	L	-	-	-	-	-	-	-	-	-	629	630	-	-	630AM	
M61	A	B	C	N	L	605	606	609	-	-	619	622	625	626	629	630	643e	626AM	630AM	
M62	A	B	C	N	L	-	-	-	-	-	-	-	-	-	629	630	-	-	630AM	
M63	A	B	C	N	L	605	606	609	-	-	619	622	625	626	629	630	643e	626AM	630AM	
M81	A	B	C	N	L	605	606	609	-	-	619	622	625	626	629	630	643e	626AM	630AM	

CYLINDRICAL
DEADLOCKS
MORTISE
MULTIPOINT
INTERCONNECT
TUBULAR
SPECIALTY
PORTABLE
CYLINDERS / KEYS
TOOLS / KITS
MERCHANDISING
FORMS

FINISH AVAILABILITY						Bright Brass (605)	Satin Brass (606)	Antique Brass (609)	Satin Bronze (612)	Oil Rubbed Bronze (613)	Satin Nickel (619)	Matte Black (622)	Bright Chrome (625)	Satin Chrome (626)	Bright Stainless Steel (629)	Satin Stainless Steel (630)	Aged Bronze (643e)	Satin Chrome, Antimicrobial (626AM)	Satin Stainless Steel, Antimicrobial (630AM)
M82	A	B	C	N	L	605	606	609	-	-	619	622	625	626	629	630	643e	626AM	630AM
M83	A	B	C	N	L	605	606	609	-	-	619	622	625	626	629	630	643e	626AM	630AM
M84	A	B	C	N	L	605	606	609	-	-	619	622	625	626	629	630	643e	626AM	630AM
M85	A	B	C	N	L	605	606	609	-	-	619	622	625	626	629	630	643e	626AM	630AM
ME1	A	B	C	N	L	605	606	609	-	-	619	622	625	626	629	630	643e	626AM	630AM
ME2	A	B	C	N	L	605	606	609	-	-	619	622	625	626	629	630	643e	626AM	630AM
ME3	A	B	C	N	L	605	606	609	-	-	619	622	625	626	629	630	643e	626AM	630AM
INDICATORS																			
N escutcheon indicator						605	606	609	-	-	619	622	625	626	629	630	643e	626AM	630AM
CYLINDER FINISHES																			
Complete lock finish						605	606	609	612	613	619	622	625	626	629	630	643E	626AM	630AM
Coordinating conventional cylinder																			
Plug component						606	606	606	606	522	626	622	626	626	626	626	522	626	626
Housing faceplate component						605	606	609	612	613	619	622	625	626	629	630	316	626	630
Rings						605	606	609	612	613	619	622	625	626	625	626	316	626	626
Coordinating FSIC/SFIC cylinder																			
Plug (lower) component						606	606	606	606	522	626	622	626	626	626	626	522	626	626
Core face (upper) component						606	606	606	606	522	626	622	626	626	626	626	522	626	630
Housing faceplate component						605	606	609	612	613	619	622	625	626	626	626	316	626	626
Rings						605	606	609	612	613	619	622	625	626	626	626	316	626	626

522 is a simulated 613 finish; 316 is a simulated 643e finish

COMPLETE LOCKS			STANDARD STYLES				M COLLECTION			
<p>ROSE TRIM</p> <p>All LM9200 functions require handing to be specified.</p> <p>Split finishes and designs will be priced at the highest list price of the design and/or finish.</p> <p>Keyed function pricing based on P6 cylinder with open S123 keyway. See page 226 for additional cylinder and keyway options.</p>	03	01	02	01	02	01	02	M51	M52	
		-	05	03	05	03	05	M53	M54	
		06	07	06	07	06	07	M55	M56	
		12	17	12	17	12	17	M61	M63	
		18	ACC	18	OME	18	OME	M81	M82	
		AST	LAT	ACC	AST	LAT	LON	M83	M84	
		LON	MER	LAT	LON			M85	ME1	
		OME		MER				ME2	ME3	
				Not available in 612		Not available in 613		M57	M62	
								Available only in 629 and 630		
FINISHES										
		626	626	605, 606, 609, 612, 619, 622, 625, 643e (612 not available on C rose)		613, 629, 630 (613 not available on C rose)		605, 606, 609, 619, 622, 625, 626, 629, 630, 643e		
SERIES + FUNCTION	CYL	DESCRIPTION								
NON-FIRE RATED WOOD AND HOLLOW METAL DOORS (6'8" - 10'0 DOOR RANGE, SPECIFY HEIGHT ON ORDER)										
NON-KEYED FUNCTIONS			ROSE TRIM							
LM9210		Passage latch	\$4,523	\$4,633	\$4,645	\$4,633	\$4,645			
LM9225		Exit or communicating lock	\$4,329	\$4,439	\$4,451	\$4,469	\$4,469			
LM9290EL		Electrically locking, no cylinders, outside lever locks	\$5,300	\$5,410	\$5,422	\$5,440	\$5,440			
LM9290EU		Electrically unlocking, no cylinders, outside lever locks	\$5,300	\$5,410	\$5,422	\$5,440	\$5,440			
LM9291EL		Electrically locking, no cylinders, both levers locks	\$5,300	\$5,410	\$5,422	\$5,440	\$5,440			
LM9291EU		Electrically unlocking, no cylinders, both levers locks	\$5,300	\$5,410	\$5,422	\$5,440	\$5,440			
KEYED SINGLE CYLINDER FUNCTIONS			ROSE TRIM							
LM9250	P6	Entrance/office lock	\$4,812	\$4,922	\$4,934	\$4,952	\$4,981			
LM9256	P6	Entrance/office lock with automatic unlocking	\$4,936	\$5,046	\$5,271	\$5,076	\$5,076			
LM9270	P6	Classroom lock	\$4,812	\$4,922	\$4,934	\$4,952	\$4,952			
LM9280	P6	Storeroom lock	\$4,812	\$4,922	\$4,934	\$4,952	\$4,952			
LM9292EL	P6	Electrically locking, outside cylinder, outside lever locks	\$5,437	\$5,547	\$5,559	\$5,577	\$5,577			
LM9292EU	P6	Electrically unlocking, outside cylinder, outside lever locks	\$5,437	\$5,547	\$5,559	\$5,577	\$5,577			
LM9293EL	P6	Electrically locking, outside cylinder, both levers lock	\$5,437	\$5,547	\$5,559	\$5,577	\$5,577			
LM9293EU	P6	Electrically unlocking, outside cylinder, both levers lock	\$5,437	\$5,547	\$5,559	\$5,577	\$5,577			
KEYED DOUBLE CYLINDER FUNCTIONS			ROSE TRIM							
LM9271	P6	Classroom security lock	\$4,946	\$5,056	\$5,068	\$5,086	\$5,068			
LM9294EL	P6	Electrically locking outside lever, inside and outside cylinders	\$5,573	\$5,683	\$5,695	\$5,713	\$5,713			

⌘ Extended lead time

CYLINDRICAL
DEADBOLTS
MORTISE
MULTIPOINT
INTERCONNECT
TUBULAR
SPECIALTY
PORTABLE
CYLINDERS / KEYS
TOOLS / KITS
MERCHANDISING
FORMS

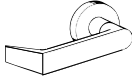
COMPLETE LOCKS			STANDARD STYLES				M COLLECTION				
ROSE TRIM All LM9200 functions require handing to be specified. Split finishes and designs will be priced at the highest list price of the design and/or finish. Keyed function pricing based on P6 cylinder with open S123 keyway. See page 226 for additional cylinder and keyway options.			03	01	02	01	02	01	02	M51	M52
				-	05	03	05	03	05	M53	M54
				06	07	06	07	06	07	M55	M56
				12	17	12	17	12	17	M61	M63
			18	ACC	18	OME	18	OME	M81	M82	
			AST	LAT	ACC	AST	LAT	LON	M83	M84	
			LON	MER	LAT	LON			M85	ME1	
			OME		MER				ME2	ME3	
					Not available in 612		Not available in 613		M57	M62	
									Available only in 629 and 630		
FINISHES											
SERIES + FUNCTION			CYL	DESCRIPTION	626	626	605, 606, 609, 612, 619, 622, 625, 643e <small>(612 not available on C rose)</small>	613, 629, 630 <small>(613 not available on C rose)</small>	605, 606, 609, 619, 622, 625, 626, 629, 630, 643e		
LM9294EU	P6	Electrically unlocking outside lever, inside and outside cylinders			\$5,573	\$5,683	\$5,695	\$5,713	\$5,713		
LM9295EL	P6	Electrically locking both levers, inside and outside cylinder			\$5,573	\$5,683	\$5,695	\$5,713	\$5,713		
LM9295EU	P6	Electrically unlocking both levers, inside and outside cylinder			\$5,573	\$5,683	\$5,695	\$5,713	\$5,713		
UL FIRE RATED WOOD DOORS (6'8" - 8'0" DOOR RANGE, SPECIFY HEIGHT ON ORDER)											
NON-KEYED FUNCTIONS				ROSE TRIM							
LM9210F		Passage latch			\$4,736	\$4,846	\$4,858	\$4,846	\$4,858		
LM9225F		Exit or communicating lock			\$4,542	\$4,652	\$4,664	\$4,682	\$4,682		
LM9290ELF		Electrically locking, no cylinders, outside lever locks			\$5,513	\$5,623	\$5,635	\$5,653	\$5,653		
LM9290EUF		Electrically unlocking, no cylinders, outside lever locks			\$5,513	\$5,623	\$5,635	\$5,653	\$5,653		
LM9291ELF		Electrically locking, no cylinders, both levers locks			\$5,513	\$5,623	\$5,635	\$5,653	\$5,653		
LM9291EUF		Electrically unlocking, no cylinders, both levers locks			\$5,513	\$5,623	\$5,635	\$5,653	\$5,653		
KEYED SINGLE CYLINDER FUNCTIONS				ROSE TRIM							
LM9250F	P6	Entrance/office lock			\$5,025	\$5,135	\$5,147	\$5,165	\$5,194		
LM9256F	P6	Entrance/office lock with automatic unlocking			\$5,149	\$5,259	\$5,484	\$5,289	\$5,289		
LM9270F	P6	Classroom lock			\$5,025	\$5,135	\$5,147	\$5,165	\$5,165		
LM9280F	P6	Storeroom lock			\$5,025	\$5,135	\$5,147	\$5,165	\$5,165		
LM9292ELF	P6	Electrically locking, outside cylinder, outside lever locks			\$5,650	\$5,760	\$5,772	\$5,790	\$5,790		
LM9292EUF	P6	Electrically unlocking, outside cylinder, outside lever locks			\$5,650	\$5,760	\$5,772	\$5,790	\$5,790		
LM9293ELF	P6	Electrically locking, outside cylinder, both levers lock			\$5,650	\$5,760	\$5,772	\$5,790	\$5,790		
LM9293EUF	P6	Electrically unlocking, outside cylinder, both levers lock			\$5,650	\$5,760	\$5,772	\$5,790	\$5,790		

Extended lead time

COMPLETE LOCKS			STANDARD STYLES				M COLLECTION		
<p>ROSE TRIM</p> <p>All LM9200 functions require handing to be specified.</p> <p>Split finishes and designs will be priced at the highest list price of the design and/or finish.</p> <p>Keyed function pricing based on P6 cylinder with open S123 keyway. See page 226 for additional cylinder and keyway options.</p>	03	01	02	01	02	01	02	M51	M52
		-	05	03	05	03	05	M53	M54
		06	07	06	07	06	07	M55	M56
		12	17	12	17	12	17	M61	M63
		18	ACC	18	OME	18	OME	M81	M82
		AST	LAT	ACC	AST	LAT	LON	M83	M84
		LON	MER	LAT	LON			M85	ME1
		OME		MER				ME2	ME3
				Not available in 612		Not available in 613		M57	M62
								Available only in 629 and 630	
FINISHES									
		626	626	605, 606, 609, 612, 619, 622, 625, 643e (612 not available on C rose)		613, 629, 630 (613 not available on C rose)		605, 606, 609, 619, 622, 625, 626, 629, 630, 643e	
SERIES + FUNCTION	CYL	DESCRIPTION	ROSE TRIM						
KEYED DOUBLE CYLINDER FUNCTIONS			ROSE TRIM						
LM9271F	P6	Classroom security lock	\$5,159	\$5,269	\$5,281	\$5,299	\$5,281		
LM9294ELF	P6	Electrically locking outside lever, inside and outside cylinders	\$5,786	\$5,896	\$5,908	\$5,926	\$5,926		
LM9294EUF	P6	Electrically unlocking outside lever, inside and outside cylinders	\$5,786	\$5,896	\$5,908	\$5,926	\$5,926		
LM9295ELF	P6	Electrically locking both levers, inside and outside cylinder	\$5,786	\$5,896	\$5,908	\$5,926	\$5,926		
LM9295EUF	P6	Electrically unlocking both levers, inside and outside cylinder	\$5,786	\$5,896	\$5,908	\$5,926	\$5,926		
UL FIRE RATED HOLLOW METAL DOORS (6'8" - 8'0" DOOR RANGE, SPECIFY HEIGHT ON ORDER)									
NON-KEYED FUNCTIONS			ROSE TRIM						
LM9210M		Passage latch	\$4,736	\$4,846	\$4,858	\$4,846	\$4,858		
LM9225M		Exit or communicating lock	\$4,542	\$4,652	\$4,664	\$4,682	\$4,682		
LM9290ELM		Electrically locking, no cylinders, outside lever locks	\$5,513	\$5,623	\$5,635	\$5,653	\$5,653		
LM9290EUM		Electrically unlocking, no cylinders, outside lever locks	\$5,513	\$5,623	\$5,635	\$5,653	\$5,653		
LM9291ELM		Electrically locking, no cylinders, both levers locks	\$5,513	\$5,623	\$5,635	\$5,653	\$5,653		
LM9291EUM		Electrified unlock, no cylinders, both levers locks	\$5,513	\$5,623	\$5,635	\$5,653	\$5,653		
KEYED SINGLE CYLINDER FUNCTIONS			ROSE TRIM						
LM9250M	P6	Entrance/office lock	\$5,025	\$5,135	\$5,147	\$5,165	\$5,194		
LM9256M	P6	Entrance/office lock with automatic unlocking	\$5,149	\$5,259	\$5,484	\$5,289	\$5,289		
LM9270M	P6	Classroom lock	\$5,025	\$5,135	\$5,147	\$5,165	\$5,165		
LM9280M	P6	Storeroom lock	\$5,025	\$5,135	\$5,147	\$5,165	\$5,165		
LM9292ELM	P6	Electrically locking, outside cylinder, outside lever locks	\$5,650	\$5,760	\$5,772	\$5,790	\$5,790		

Extended lead time

CYLINDRICAL
DEADBOLTS
MORTISE
MULTIPOINT
INTERCONNECT
TUBULAR
SPECIALTY
PORTABLE
CYLINDERS / KEYS
TOOLS / KITS
MERCHANDISING
FORMS

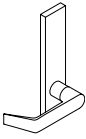
COMPLETE LOCKS			STANDARD STYLES				M COLLECTION				
 ROSE TRIM All LM9200 functions require handing to be specified. Split finishes and designs will be priced at the highest list price of the design and/or finish. Keyed function pricing based on P6 cylinder with open S123 keyway. See page 226 for additional cylinder and keyway options.			03	01	02	01	02	01	02	M51	M52
				-	05	03	05	03	05	M53	M54
				06	07	06	07	06	07	M55	M56
				12	17	12	17	12	17	M61	M63
				18	ACC	18	OME	18	OME	M81	M82
				AST	LAT	ACC	AST	LAT	LON	M83	M84
				LON	MER	LAT	LON			M85	ME1
				OME		MER				ME2	ME3
						Not available in 612		Not available in 613		M57	M62
										Available only in 629 and 630	
FINISHES											
SERIES + FUNCTION			CYL	DESCRIPTION	626	626	605, 606, 609, 612, 619, 622, 625, 643e <small>(612 not available on C rose)</small>	613, 629, 630 <small>(613 not available on C rose)</small>	605, 606, 609, 619, 622, 625, 626, 629, 630, 643e		
LM9292EUM	P6	Electrically unlocking, outside cylinder, outside lever locks			\$5,650	\$5,760	\$5,772	\$5,790	\$5,790		
LM9293ELM	P6	Electrically locking, outside cylinder, both levers lock			\$5,650	\$5,760	\$5,772	\$5,790	\$5,790		
LM9293EUM	P6	Electrically unlocking, outside cylinder, both levers lock			\$5,650	\$5,760	\$5,772	\$5,790	\$5,790		
KEYED DOUBLE CYLINDER FUNCTIONS					ROSE TRIM						
LM9271M	P6	Classroom security lock			\$5,159	\$5,269	\$5,281	\$5,299	\$5,281		
LM9294ELM	P6	Electrically locking outside lever, inside and outside cylinders			\$5,786	\$5,896	\$5,908	\$5,926	\$5,926		
LM9294EUM	P6	Electrically unlocking outside lever, inside and outside cylinders			\$5,786	\$5,896	\$5,908	\$5,926	\$5,926		
LM9295ELM	P6	Electrically locking both levers, inside and outside cylinder			\$5,786	\$5,896	\$5,908	\$5,926	\$5,926		
LM9295EUM	P6	Electrically unlocking both levers, inside and outside cylinder			\$5,786	\$5,896	\$5,908	\$5,926	\$5,926		

⌘ Extended lead time

COMPLETE LOCKS							M COLLECTION	
<p>ESCUTCHEON TRIM</p> <p>All LM9200 functions require handing to be specified</p> <p>Split finishes and designs will be priced at the highest list price of the design and/or finish.</p> <p>Keyed function pricing based on P6 cylinder with open S123 keyway. See page 226 for additional cylinder and keyway options.</p>	01	02	01	02	01	02	M51	M52
	03	05	03	05	03	05	M53	M54
	06	07	06	07	06	07	M55	M56
	12	17	12	17	12	17	M61	M63
	18	ACC	18	OME	18	OME	M81	M82
	AST	LAT	ACC	AST	LAT	LON	M83	M84
	LON	MER	LAT	LON			M85	ME1
	OME		MER				ME2	ME3
			Not available in 612		Not available in 613		M57	M62
							Available only in 629 and 630	
SERIES + FUNCTION	CYL	DESCRIPTION	626	605, 606, 609, 612, 619, 622, 625, 643e	613, 629, 630	605, 606, 609, 619, 622, 625, 626, 629, 630, 643e		
NON-FIRE RATED WOOD AND HOLLOW METAL DOORS (6'8" - 10'0" DOOR RANGE, SPECIFY HEIGHT ON ORDER)								
NON-KEYED FUNCTIONS								
LM9210		Passage latch	\$4,662	\$4,674	\$4,692	\$4,692		
LM9290EL		Electrically locking, no cylinders, outside lever locks	\$5,439	\$5,451	\$5,469	\$5,469		
LM9290EU		Electrically unlocking, no cylinders, outside lever locks	\$5,439	\$5,451	\$5,469	\$5,469		
LM9291EL		Electrically locking, no cylinders, both levers locks	\$5,439	\$5,451	\$5,469	\$5,469		
LM9291EU		Electrically unlocking, no cylinders, both levers locks	\$5,439	\$5,451	\$5,469	\$5,469		
KEYED SINGLE CYLINDER FUNCTIONS								
LM9250	P6	Entrance/office lock	\$4,951	\$4,963	\$4,981	\$4,981		
LM9256	P6	Entrance/office lock with automatic unlocking	\$5,075	\$5,087	\$5,105	\$5,105		
LM9270	P6	Classroom lock	\$4,951	\$4,963	\$4,981	\$4,981		
LM9280	P6	Storeroom lock	\$4,951	\$4,963	\$4,981	\$4,981		
LM9292EL	P6	Electrically locking, outside cylinder, outside lever locks	\$5,576	\$5,588	\$5,606	\$5,606		
LM9292EU	P6	Electrically unlocking, outside cylinder, outside lever locks	\$5,576	\$5,588	\$5,606	\$5,606		
LM9293EL	P6	Electrically locking, outside cylinder, both levers lock	\$5,576	\$5,588	\$5,606	\$5,606		
LM9293EU	P6	Electrically unlocking, outside cylinder, both levers lock	\$5,576	\$5,588	\$5,606	\$5,606		
KEYED DOUBLE CYLINDER FUNCTIONS								
LM9271	P6	Classroom security lock	\$5,085	\$5,097	\$5,115	\$5,115		
LM9294EL	P6	Electrically locking outside lever, inside and outside cylinders	\$5,712	\$5,724	\$5,742	\$5,742		
LM9294EU	P6	Electrically unlocking outside lever, inside and outside cylinders	\$5,712	\$5,724	\$5,742	\$5,742		
LM9295EL	P6	Electrically locking both levers, inside and outside cylinder	\$5,712	\$5,724	\$5,742	\$5,742		
LM9295EU	P6	Electrically unlocking both levers, inside and outside cylinder	\$5,712	\$5,724	\$5,742	\$5,742		

⌘ Extended lead time

CYLINDRICAL
DEADBOLTS
MORTISE
MULTIPOINT
INTERCONNECT
TUBULAR
SPECIALTY
PORTABLE
CYLINDERS / KEYS
TOOLS / KITS
MERCHANDISING
FORMS

COMPLETE LOCKS							M COLLECTION	
 <p>ESCUTCHEON TRIM</p> <p>All LM9200 functions require handing to be specified</p> <p>Split finishes and designs will be priced at the highest list price of the design and/or finish.</p> <p>Keyed function pricing based on P6 cylinder with open S123 keyway. See page 226 for additional cylinder and keyway options.</p>	01	02	01	02	01	02	M51	M52
	03	05	03	05	03	05	M53	M54
	06	07	06	07	06	07	M55	M56
	12	17	12	17	12	17	M61	M63
	18	ACC	18	OME	18	OME	M81	M82
	AST	LAT	ACC	AST	LAT	LON	M83	M84
	LON	MER	LAT	LON			M85	ME1
OME		MER				ME2	ME3	
			Not available in 612		Not available in 613		M57	M62
						Available only in 629 and 630		
SERIES + FUNCTION	CYL	DESCRIPTION	626	605, 606, 609, 612, 619, 622, 625, 643e	613, 629, 630	605, 606, 609, 619, 622, 625, 626, 629, 630, 643e		
UL FIRE RATED WOOD DOORS (6'8" - 8'0" DOOR RANGE, SPECIFY HEIGHT ON ORDER)								
NON-KEYED FUNCTIONS								
LM9210F		Passage latch	\$4,875	\$4,887	\$4,905	\$4,905		
LM9290ELF		Electrically locking, no cylinders, outside lever locks	\$5,652	\$5,664	\$5,682	\$5,682		
LM9290EUF		Electrically unlocking, no cylinders, outside lever locks	\$5,652	\$5,664	\$5,682	\$5,682		
LM9291ELF		Electrically locking, no cylinders, both levers locks	\$5,652	\$5,664	\$5,682	\$5,682		
LM9291EUF		Electrically unlocking, no cylinders, both levers locks	\$5,652	\$5,664	\$5,682	\$5,682		
KEYED SINGLE CYLINDER FUNCTIONS								
LM9250F	P6	Entrance/office lock	\$5,164	\$5,176	\$5,194	\$5,194		
LM9256F	P6	Entrance/office lock with automatic unlocking	\$5,288	\$5,300	\$5,318	\$5,318		
LM9270F	P6	Classroom lock	\$5,164	\$5,176	\$5,194	\$5,194		
LM9280F	P6	Storeroom lock	\$5,164	\$5,176	\$5,194	\$5,194		
LM9292ELF	P6	Electrically locking, outside cylinder, outside lever locks	\$5,789	\$5,801	\$5,819	\$5,819		
LM9292EUF	P6	Electrically unlocking, outside cylinder, outside lever locks	\$5,789	\$5,801	\$5,819	\$5,819		
LM9293ELF	P6	Electrically locking, outside cylinder, both levers lock	\$5,789	\$5,801	\$5,819	\$5,819		
LM9293EUF	P6	Electrically unlocking, outside cylinder, both levers lock	\$5,789	\$5,801	\$5,819	\$5,819		
KEYED DOUBLE CYLINDER FUNCTIONS								
LM9271F	P6	Classroom security lock	\$5,298	\$5,310	\$5,328	\$5,328		
LM9294ELF	P6	Electrically locking outside lever, inside and outside cylinders	\$5,925	\$5,937	\$5,955	\$5,937		
LM9294EUF	P6	Electrically unlocking outside lever, inside and outside cylinder	\$5,925	\$5,937	\$5,955	\$5,937		
LM9295ELF	P6	Electrically locking both levers, inside and outside cylinder	\$5,925	\$5,937	\$5,955	\$5,955		
LM9295EUF	P6	Electrically unlocking both levers, inside and outside cylinder	\$5,925	\$5,937	\$5,955	\$5,955		

Extended lead time

COMPLETE LOCKS							M COLLECTION	
<p>ESCUTCHEON TRIM</p> <p>All LM9200 functions require handing to be specified</p> <p>Split finishes and designs will be priced at the highest list price of the design and/or finish.</p> <p>Keyed function pricing based on P6 cylinder with open S123 keyway. See page 226 for additional cylinder and keyway options.</p>	01	02	01	02	01	02	M51	M52
	03	05	03	05	03	05	M53	M54
	06	07	06	07	06	07	M55	M56
	12	17	12	17	12	17	M61	M63
	18	ACC	18	OME	18	OME	M81	M82
	AST	LAT	ACC	AST	LAT	LON	M83	M84
LON	MER	LAT	LON			M85	ME1	
OME		MER				ME2	ME3	
			Not available in 612		Not available in 613		M57	M62
							Available only in 629 and 630	
SERIES + FUNCTION	CYL	DESCRIPTION	626	605, 606, 609, 612, 619, 622, 625, 643e	613, 629, 630	605, 606, 609, 619, 622, 625, 626, 629, 630, 643e		
UL FIRE RATED HOLLOW METAL DOORS (6'8" - 8'0" DOOR RANGE, SPECIFY HEIGHT ON ORDER)								
NON-KEYED FUNCTIONS								
LM9210M		Passage latch	\$4,875	\$4,887	\$4,905	\$4,905		
LM9290ELM		Electrically locking, no cylinders, outside lever locks	\$5,652	\$5,664	\$5,682	\$5,682		
LM9290EUM		Electrically unlocking, no cylinders, outside lever locks	\$5,652	\$5,664	\$5,682	\$5,682		
LM9291ELM		Electrically locking, no cylinders, both levers locks	\$5,652	\$5,664	\$5,682	\$5,682		
LM9291EUM		Electrified unlock, no cylinders, both levers locks	\$5,652	\$5,664	\$5,682	\$5,682		
KEYED SINGLE CYLINDER FUNCTIONS								
LM9250M	P6	Entrance/office lock	\$5,164	\$5,176	\$5,194	\$5,194		
LM9256M	P6	Entrance/office lock with automatic unlocking	\$5,288	\$5,300	\$5,318	\$5,318		
LM9270M	P6	Classroom lock	\$5,164	\$5,176	\$5,194	\$5,194		
LM9280M	P6	Storeroom lock	\$5,164	\$5,176	\$5,194	\$5,194		
LM9292ELM	P6	Electrically locking, outside cylinder, outside lever locks	\$5,789	\$5,801	\$5,819	\$5,819		
LM9292EUM	P6	Electrically unlocking, outside cylinder, outside lever locks	\$5,789	\$5,801	\$5,819	\$5,819		
LM9293ELM	P6	Electrically locking, outside cylinder, both levers lock	\$5,789	\$5,801	\$5,819	\$5,819		
LM9293EUM	P6	Electrically unlocking, outside cylinder, both levers lock	\$5,789	\$5,801	\$5,819	\$5,819		
KEYED DOUBLE CYLINDER FUNCTIONS								
LM9271M	P6	Classroom security lock	\$5,298	\$5,310	\$5,328	\$5,328		
LM9294ELM	P6	Electrically locking outside lever, inside and outside cylinders	\$5,925	\$5,937	\$5,955	\$5,937		
LM9294EUM	P6	Electrically unlocking outside lever, inside and outside cylinder	\$5,925	\$5,937	\$5,955	\$5,937		
LM9295ELM	P6	Electrically locking both levers, inside and outside cylinder	\$5,925	\$5,937	\$5,955	\$5,955		
LM9295EUM	P6	Electrically unlocking both levers, inside and outside cylinder	\$5,925	\$5,937	\$5,955	\$5,955		

Extended lead time

CYLINDRICAL
DEADBOLTS
MORTISE
MULTIPOINT
INTERCONNECT
TUBULAR
SPECIALTY
PORTABLE
CYLINDERS / KEYS
TOOLS / KITS
MERCHANDISING
FORMS

COMPLETE LOCKS CYLINDER ADJUSTMENTS

Keyed locks on the previous pages are priced including the P6 cylinder with open keyway. Provided below are pricing adjustments based on other available cylinder types. For Primus and Primus XP cylinders, order lock less cylinder and order the Primus or Primus XP cylinder separately.

For complete details on cylinders, tailpieces, keying and keys, including cylinders sold separate, see the [Cylinders](#) and [Keys](#) sections at the back of this book.

CYLINDER ADJUSTMENTS					
Restricted keyways include: Everest 29 R and T keyways, Everest B and D keyways and Classic (Reverse/Quad/Numbered) keyways					
Description	Specify	Single cylinder function Price adjustment		Double cylinder function Price adjustment	
		Open	Restricted	Open	Restricted
Conventional 6-pin	P6	\$0.00	\$31.00	\$0.00	\$62.00
Conventional 6-pin cylinder, keyed 5	P	\$0.00	\$31.00	\$0.00	\$62.00
Conventional Everest SL 7-pin cylinder	Z	N/A		N/A	
Less conventional cylinder	L	-\$118.00		-\$236.00	
Conventional Primus/Primus XP cylinder	Order separately (Restricted keyways only, see Cylinders section)				
Full size interchangeable core (FSIC)	R	\$106.00	\$137.00	\$212.00	\$274.00
Full size construction core (requires 50-231 handling charge of \$15.20 per cylinder)	T	\$106.00	N/A	\$212.00	N/A
Full size interchangeable core Everest SL 7-pin cylinder	M	N/A	\$137.00	N/A	\$274.00
Less full size interchangeable core (FSIC)	J	\$0.00		\$0.00	
Full size interchangeable Primus/Primus XP core	Order separately (Restricted keyways only, see Cylinders section)				
Small format 7-pin interchangeable core	G	N/A	\$138.00	N/A	\$276.00
Small format interchangeable disposable construction core (SFIC)	H	\$64.00	N/A	\$128.00	N/A
Small format interchangeable construction core (SFIC)	BDC	-\$16.00	N/A	-\$32.00	N/A
Less small format interchangeable core (SFIC)	B	-\$20.00		-\$40.00	

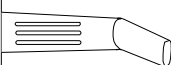
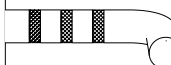
Control keys are not furnished with locks and must be purchased separately. See [Keys and Keying](#).

Construction cores (T and H) have an additional handling charge 50-231

COMPLETE LOCKS

STYLE OPTIONS

Specify on order only if requesting an option other than the default.

MILLED PATTERN	KNURLED PATTERN	OPTIONAL	
		Specify	Price adjustment per lever

TACTILE WARNING				
01	Milled		801	\$74.00
02		Knurled	802	\$74.00
03		Knurled	803	\$74.00
05	Milled		805	\$74.00
06	Milled		806	\$74.00
07	Milled		807	\$74.00
12	Milled		812	\$74.00
17	Milled		817	\$74.00
18	Milled		818	\$74.00
M51		Knurled	851	\$74.00
M52		Knurled	852	\$74.00
M81		Knurled	881	\$74.00
ME1	Milled		8E1	\$74.00
ME2	Milled		8E2	\$74.00
ME3	Milled		8E3	\$74.00

FOLGER ADAM CO® LEVER TRAK™		
Modified inside and outside 03 lever for Folger Adam Co.® Lever Trak™. Specify lever design as 503. Available rose trim only, not available 629 or 630 finish.	503	\$158.00

ANTIMICROBIAL COATING		
Rose trim: Adds silver-ion based antimicrobial coating to inside lever, bushing, rose and thumbturn and outside lever, bushing, rose, cylinder ring, and cylinder faceplate.		
Escutcheon trim: Adds silver-ion based antimicrobial coating to inside lever, bushing, escutcheon and thumbturn and outside lever, bushing, escutcheon, and cylinder face plate.	626AM or 630AM	\$78.00
Specify finish as either 626AM or 630AM.		

COMPLETE LOCKS

DOOR DIMENSIONS

DOOR THICKNESS

- Door thickness restrictions can vary by trim, cylinder type and/or lock function type
- Specify door thickness and extended on order only if different than 1-3/4" thick door
- Specify door thickness in 1/4" increments except for 1-7/8" thick doors
- Extended options include: Extended Outside (EO), Extended Inside (EI) and Extended Different (ED)

NON-STANDARD DOOR THICKNESS										
TRIM RESTRICTIONS		Minimum door thickness				Maximum door thickness				
A, B, C, AVA, MER rose trim		1-3/4"				4"				
L escutcheon trim		1-3/4"				4"				
N escutcheon trim		1-3/4"				2-3/8"				
FUNCTION RESTRICTIONS		Minimum door thickness				Maximum door thickness				
LM9280		1-3/4"				1-3/4"				
Lock functions ordered less trim		1-3/4"				1-3/4"				
CYLINDER RESTRICTIONS		Minimum door thickness	Single cylinder function				Double cylinder function			
			Extended equally	Extended outside	Extended inside	Extended different	Extended equally	Extended outside	Extended inside	Extended different
Small format interchangeable cores (B, BDC, G, H suffix)	Sectional	1-3/4"	2-1/2"	2"	2-1/2"	See Note ³	2-1/2"	2"	2"	See Note ³
	L Escutcheon	1-3/4"	2-1/2"	2"	2-1/2"		2-1/2"	2"	2"	
	N Escutcheon	1-3/4"	2-1/4"	2"	2-1/4"		2-1/4"	2"	2"	
Full size interchangeable cores (R, T, J, M)	Sectional	1-3/4"	4"	4" ¹	4"		4"	4" ¹	4" ¹	
	L Escutcheon	1-3/4"	4"	4" ¹	4"		4"	4" ¹	4" ¹	
	N Escutcheon	1-3/4"	2-1/4"	2-1/4"	2-1/4"		2-1/4"	2-1/4"	2-1/4"	
Conventional (P, P6, L)	Sectional	1-3/4"	4"	4" ²	4"		4"	4" ²	4" ²	
	L Escutcheon	1-3/4"	4"	4" ²	4"		4"	4" ²	4" ²	
	N Escutcheon	1-3/4"	2-1/4"	2-1/4"	2-1/4"		2-1/4"	2-1/4"	2-1/4"	
Everest SL (Z)	Sectional	1-3/4"	1-3/4"	N/A	4"		1-3/4"	N/A	N/A	
	L Escutcheon	1-3/4"	1-3/4"	N/A	4"	1-3/4"	N/A	N/A		
	N Escutcheon	1-3/4"	1-3/4"	N/A	2-1/4"	1-3/4"	N/A	N/A		

¹ Requires use of XB11-475.

² Requires use of XB03-418.

³ For extended different please contact Schlage Technical Support.

Door thickness	EXTENDED EQUALLY (EE)			EXTENDED INSIDE (EI) Not available for LM9291, LM9293, LM9295			EXTENDED OUTSIDE (EO) Not available for LM9291, LM9293, LM9295		
	Non-keyed functions	Single cylinder functions	Double cylinder functions	Non-keyed functions	Single cylinder functions	Double cylinder functions	Non-keyed functions	Single cylinder functions	Double cylinder functions
2"	\$0	\$0	\$0	\$0	\$0	\$0	\$0	\$0	\$0
2-1/4"	\$0	\$0	\$0	\$0	\$0	\$0	\$0	\$0	\$0
2-1/2"	\$0	\$0	\$0	\$0	\$0	\$0	\$0	\$0	\$0
2-3/4"	\$158.00	\$775.00	\$1,385.00	\$158.00	\$158.00	\$775.00	\$158.00	\$775.00	\$775.00
3"	\$158.00	\$775.00	\$1,385.00	\$158.00	\$158.00	\$775.00	\$158.00	\$775.00	\$775.00
3-1/4"	\$158.00	\$775.00	\$1,385.00	\$158.00	\$158.00	\$775.00	\$158.00	\$775.00	\$775.00
3-1/2"	\$158.00	\$775.00	\$1,385.00	\$158.00	\$158.00	\$775.00	\$158.00	\$775.00	\$775.00
3-3/4"	\$158.00	\$775.00	\$1,385.00	\$158.00	\$158.00	\$775.00	\$158.00	\$775.00	\$775.00
4"	\$158.00	\$775.00	\$1,385.00	\$158.00	\$158.00	\$775.00	\$158.00	\$775.00	\$775.00

COMPLETE LOCKS

OPTIONS

THUMBTURN		
Description	Specify	Price adj.
Large ADA thumbturn option	09-509 x L583-363	\$0.00
Basic thumbturn option	09-509	\$0.00
BUY AMERICA ACT		
Description	Specify	Price adj.
Buy America Act Compliant	BAA	\$25.00

Extended lead time

COMPLETE LOCKS

LOCKS LESS COMPONENTS

- LM9200 Series locks ordered less all components are furnished as lock cases. See LM9200 Parts > [Lock Cases](#)
- Locks less lock case are furnished less cylinder(s) and armor front. Included are complete sets of outside and inside trim with spring cages, spindles, mounting screws and thru-bolts as required for the function specified.
- Deductions are applied to complete lock prices.

LOCKS LESS COMPONENTS		
Description	Specify	Price adjustment
Less each knob or lever (inside only)	LLL for knob/lever design	-\$41.50
Less each rose or inside escutcheon	LLL for rose/escutcheon design	-\$41.50
Less complete trim outside (Rose trim only. Less complete inside trim not allowed.) L283-150 furnished to mount inside trim when lock is ordered less outside trim for rose designs only (add \$60.70 per lock).	LLL for complete trim outside	-\$83.00
Less bottom latch	LBL	-\$181.00

COMPLETE LOCKS KEYING

Specify on order only if requesting an option other than the default. Control keys are not furnished with locks and must be purchased separately. See [Keys section](#) at the back of this book.

For complete details on cylinders, tailpieces, keying and keys, see the [Cylinders](#) and [Keys](#) sections at the back of this book.

KEYING		Default	Optional	Default	Optional	Default	Optional	Default	Optional	Default	Optional	Default	Optional	Default	Optional
Specify	Description	P6	P	Z	C	C6	R	T	M	G	H				
KD	Keyed different	▪	▪												
KA-0BIT	Keyed alike 0 bitted		▪	▪											
KA-1BIT	Keyed alike 1 bitted						▪								
KAGRP	Keyed alike by group		▪	▪				▪							
KAQTY	Keyed alike by qty		▪	▪											
KEYSPECIFIC	Keyed alike to specific combination (Keys must be ordered separately)		▪	▪				▪							
MK	Master keyed		▪	▪	▪			▪		▪	▪				
SPLIT	Split key construction keyed		▪												
RCK	Lost ball construction keyed			▪											
RMK	Residential master keyed			▪											
RCK/RMK	Lost ball construction keyed and res. master keyed			▪											
ICC	Construction keyed, (default)							▪							
ICA	Construction keyed, (if specified)								▪						
ICB	Construction keyed, (if specified)								▪						
BRN	Construction keyed, Brown (default)													▪	
GRN	Construction keyed, Green (if specified)														▪

KEYWAY												
Specify keyway	Keyway family	Default keyway		P6	P	Z	C	C6	T	M	G	H
		Non-masterkeyed	Masterkeyed									
[]	Everest 29 S (Open)	S123	S145	▪				▪				
[]	Obverse (Open)	C	E	▪	▪			▪	▪			
[]	Everest C (Open)	C123	C145	▪				▪				
[]	Everest D (Restricted)	D123	D145	▪				▪				
[]	Everest 29 T (Restricted)	T123	T145	▪				▪				
[]	Quad (Restricted)	Customer directed		▪				▪				
[]	Numbered (Restricted)	Customer directed		▪				▪				
[]	Reverse (Restricted)	Customer directed		▪				▪				
[]	Everest B (Restricted)	N/A	B125			▪				▪	▪	
[]	Everest 29 R (Restricted)	N/A	R125			▪				▪	▪	
[]	Best	A	N/A									▪

For a complete list of keying related charges, see the [Cylinders](#) and [Keys](#) sections at the back of this book. Keys must be ordered separately for all construction keyed options.

PARTS

LEVERS		Available finishes											
Extended factory lead time Specify handing		605	606	609	612	613	619	622	625	626	629	630	643e
Style	Lever and knob style												
Standard	01, 02, 03, 05, 06, 07, 12, 17, 18, OME	▪	▪	▪	▪	▪	▪	▪	▪	▪	▪	▪	▪
	LAT, LON	▪	▪	▪	N/A	N/A	▪	▪	▪	▪	▪	▪	▪
	ACC, AST, MER, STA	▪	▪	▪	N/A	N/A	▪	▪	▪	▪	N/A	N/A	▪
M Collection	M51, M52, M53, M54, M55, M56, M61, M63, M81, M82, M83, M84, M85, ME1, ME2, ME3	▪	▪	▪	N/A	N/A	▪	▪	▪	▪	▪	▪	▪
	M57, M62	N/A	N/A	N/A	N/A	N/A	N/A	N/A	N/A	▪	▪	N/A	▪
Description	Specify				Standard lever/ knob design		M Collection						
	Part number	Lever style	Finish	Door thickness									
Outside lever, retaining clip, insertion tool	09-401	.[Lever]	.[Finish]	.[]	\$194.00		\$209.00						
Inside lever+bushing, mounting plate, screw pack, spanner wrench	09-402	.[Lever]	.[Finish]	.[]	\$194.00		\$209.00						

¹ Available modified for Folger Adam Co.® Lever Track™. Specify 503 lever style and add \$79.00. Not available in 629 or 630 finish. 09-401 and 09-402 also available in 626AM and 630AM finishes. Add \$39.00 to part price.

ROSES		Available finishes											
605	606	609	612	613	619	622	625	626	629	630	643e		
Style	Rose style												
Standard	A, B	▪	▪	▪	▪	▪	▪	▪	▪	▪	▪	▪	
Standard	C	▪	▪	▪	N/A	N/A	▪	▪	▪	▪	▪	▪	
Decorative	MER, AVA	▪	▪	▪	N/A	N/A	▪	▪	▪	▪	N/A	N/A	▪
Description	Specify				Standard and M Collection								
	Part number	Lever/knob style	Rose	Finish									
Inside rose (includes mounting plate and screws)	09-403	.[Lever]	.[Rose]	.[Finish]	\$110.00								
Outside rose and bushing	09-404	.[Lever]	.[Rose]	.[Finish]	\$110.00								
Blank outside rose (not available MER or AVA)	09-508	.[Lever]	.[Rose]	.[Finish]	\$110.00								

ESCUTCHEONS		Available finishes											
605	606	609	612	613	619	622	625	626	629	630	643e		
OUTSIDE ESCUTCHEON AND BUSHING													
Description	Specify				L escutcheon	N escutcheon							
	Part number	Lever style	Escutcheon style	Finish									
Blank x lever	09-636	.[Lever]	.[N or L]	.[Finish]	\$194.00	\$194.00							
Emergency turn x lever	09-637	.[Lever]	.[N or L]	.[Finish]	\$194.00	\$194.00							
Concealed cylinder x lever	09-638	.[Lever]	L	.[Finish]	\$194.00	N/A							
Full face cylinder x lever	09-639	.[Lever]	.[N or L]	.[Finish]	\$194.00	\$194.00							

PARTS

INSIDE ESCUTCHEON							
Description	Specify					L escutcheon	N escutcheon
	Part number	Lever style	Escutcheon style	Finish	Door thickness		
Blank x lever or knob for 1-3/8" to 4" thick doors	09-632	.[Lever]	.[N or L]	.[Finish]	-	\$194.00	\$194.00
Thumbturn x lever for 1-3/8" to 2-1/2" thick doors (uses ADA thumbturn 09-544). 612 and 613 finishes not available on ADA thumbturn 09-544. Large ADA thumbturn will be used (09-509 x L583-363) when 612 or 613 is specified.	09-633	.[Lever]	.[N or L]	.[Finish]	.[Door thickness]	\$194.00	\$194.00
Thumbturn x blank for 1-3/8" to 2-1/2" thick doors (uses ADA thumbturn 09-544). 612 and 613 finishes not available on ADA thumbturn 09-544. Large ADA thumbturn will be used (09-509 x L583-363) when 612 or 613 is specified.	09-634	.[Lever]	L	.[Finish]	.[Door thickness]	\$194.00	N/A
Full face cylinder x lever or 1-3/8" to 4" thick doors	09-635	.[Lever]	.[N or L]	.[Finish]	-	\$194.00	\$194.00
Concealed cylinder x lever	L583-187	.[Lever]	L	.[Finish]	-	\$194.00	N/A

OUTSIDE LEVER AND ROSE/ESCUTCHEON ASSEMBLIES																
☒ Extended factory lead time ☞ Specify handing					Available finishes											
Style	Lever and knob design				605	606	609	612	613	619	622	625	626	629	630	643e
Standard	01☒, 02☒, 03, 05☒, 06, 07, 12☞, 17, 18, OME☒				▪	▪	▪	▪	▪	▪	▪	▪	▪	▪	▪	▪
	LAT☒, LON☒				▪	▪	▪	N/A	N/A	▪	▪	▪	▪	▪	▪	▪
	ACC☞, AST☞, MER☞, STA☞				▪	▪	▪	N/A	N/A	▪	▪	▪	▪	N/A	N/A	▪
M Collection	M51, M52, M53☒, M54☒, M55☒, M56☒, M61☒☞, M63☒☞, M81, M82☒, M83☒, M84☒, M85☒☞, ME1☒☞, ME2☒☞, ME3☒				▪	▪	▪	N/A	N/A	▪	▪	▪	▪	▪	▪	▪
	M57☒☞, M62☒☞				N/A	N/A	N/A	N/A	N/A	N/A	N/A	N/A	N/A	▪	▪	N/A

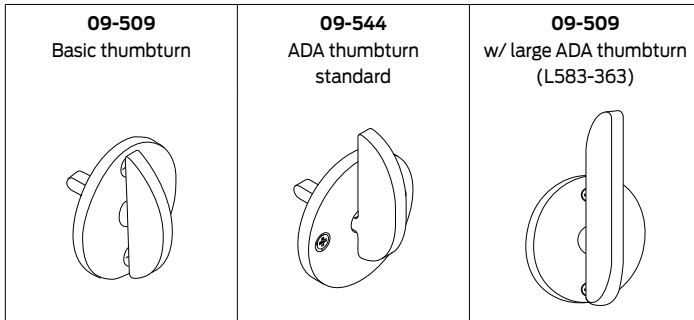
WITH A, B OR C ROSE							
Description	Specify				Standard lever design	M Collection	
	Part number	Lever style	Rose style	Finish			
Outside Lever assembly	09-506	.[Lever]	.[A, B or C]	.[]	\$215.00	\$230.00	

WITH AVANTI OR MERANO ROSE							
Description	Specify				Standard lever design	M Collection	
	Part number	Lever style	Rose style	Finish			
Outside lever assembly for AST with Avanti rose or MER with Merano rose only	09-655	.[Lever]	.[AST or MER]	.[]	\$215.00	N/A	

WITH L OR N ESCUTCHEON							
Description	Specify				Standard lever design	M Collection	
	Part number	Lever style	Escutcheon style	Finish			
Blank	09-550	.[Lever]	.[N or L]	.[]	\$287.00	\$302.00	
Emergency turn	09-551	.[Lever]	.[N or L]	.[]	\$287.00	\$302.00	
Concealed cylinder (L escutcheon only)	09-552	.[Lever]	.[N or L]	.[]	\$287.00	\$302.00	
Full face cylinder	09-553	.[Lever]	.[N or L]	.[]	\$287.00	\$302.00	

PARTS

ARMOR FRONTS	Available finishes											
	605	606	609	612	613	619	622	625	626	629	630	643e
	▪	▪	▪	▪	▪	▪	▪	▪	▪	▪	▪	▪
Description	Specify		Price each									
	Part number	Finish										
LM9200 Armor Front	24594970	.[Finish]	\$107.00									
Armor front screws; contains (2) K510-210, #8-32 x 1/4" MS PFH; specify finish as xx	K110-020	.[Finish]	\$5.00									



THUMBTURNS												
BASIC THUMBTURNS (OPTIONAL)	Available finishes											
	605	606	609	612	613	619	622	625	626	629	630	643e
	▪	▪	▪	▪	▪	▪	▪	▪	▪	▪	▪	▪
Description	Specify		Price each									
	Part number	Finish										
Basic thumbturn for sectional trim, 1-3/8" – 1-7/8" door range, extended equally	09-509-027	.[Finish]	\$107.00									
Basic thumbturn for sectional trim, >1-7/8" – 2-3/8" door range, extended equally	09-509-033	.[Finish]	\$107.00									
Basic thumbturn for sectional trim, >2-3/8" – 2-7/8" door range, extended equally	09-509-040	.[Finish]	\$107.00									
Basic thumbturn for sectional trim, >2-7/8" – 3-5/8" door range, extended equally	09-509-047	.[Finish]	\$107.00									
ADA THUMBTURNS FOR SECTIONAL TRIM	Available finishes											
	605	606	609	612	613	619	622	625	626	629	630	643e
For 612 or 613 finishes, use Large ADA thumbturn 09-509 x L583-363. Also specify 09-509 x L583-363 for thick door applications.	▪	▪	▪	N/A	N/A	▪	▪	▪	▪	▪	▪	▪
Description	Specify		Price each									
	Part number	Finish										
ADA thumbturn for sectional trim, 1-3/8" – 1-7/8" door range, extended equally	09-544-027	.[Finish]	\$107.00									
ADA thumbturn for sectional trim, >1-7/8" – 2-3/8" door range, extended equally	09-544-033	.[Finish]	\$107.00									
ADA thumbturn for sectional trim, >2-3/8" – 2-7/8" door range, extended equally	09-544-040	.[Finish]	\$107.00									
ADA thumbturn for sectional trim, >2-7/8" – 3-5/8" door range, extended equally	09-544-047	.[Finish]	\$107.00									
LARGE ADA THUMBTURN	Available finishes											
	605	606	609	612	613	619	622	625	626	629	630	643e
	▪	▪	▪	▪	▪	▪	▪	▪	▪	▪	▪	▪
Description	Specify		Price each									
	Part number	Finish										
Large ADA thumbturn for sectional trim, 1-3/8" – 1-7/8" door range, extended equally	09-509-027xL583-363	.[Finish]	\$107.00									
Basic thumbturn for sectional trim, >1-7/8" – 2-3/8" door range, extended equally	09-509-033xL583-363	.[Finish]	\$107.00									
Basic thumbturn for sectional trim, >2-3/8" – 2-7/8" door range, extended equally	09-509-040xL583-363	.[Finish]	\$107.00									
Basic thumbturn for sectional trim, >2-7/8" – 3-5/8" door range, extended equally	09-509-047xL583-363	.[Finish]	\$107.00									

PARTS

ESCUTCHEON THRU-BOLTS	Available finishes											
	605	606	609	612	613	619	622	625	626	629	630	643e
	■	■	■	■	■	■	■	■	■	■	■	■

L ESCUTCHEON THRU-BOLTS: TWO REQUIRED PER LOCK			
Description	Specify		Price each
	Part number	Finish	
L escutcheon thru bolts for 1-3/4" door thickness	L583-120	.[Finish]	\$9.30
L escutcheon thru bolts for 2" door thickness	L583-121	.[Finish]	\$9.30
L escutcheon thru bolts for 2-1/4" door thickness	L583-122	.[Finish]	\$9.30
L escutcheon thru bolts for 2-1/2" door thickness	L583-123	.[Finish]	\$10.90
N ESCUTCHEON THRU-BOLTS: TWO REQUIRED PER LOCK			
Description	Specify		Price each
	Part number	Finish	
N escutcheon thru bolts for 1-3/4" door thickness	K510-389	.[Finish]	\$10.90
N escutcheon thru bolts for 2" to 2-1/4" door thickness	K510-390	.[Finish]	\$10.90

L MOUNTING POSTS (FERRULES): TWO REQUIRED PER LOCK		
Description	Specify	Price each
Mounting post for 1-3/4" door thickness	L583-212	\$17.60
Mounting post for 2" door thickness	L583-213	\$17.60
Mounting post for 2-1/4" door thickness	L583-214	\$17.60
Mounting post for 2-1/2" door thickness	L583-215	\$17.60
Mounting post for 2-3/4" door thickness	L583-216	\$17.60
Mounting post for 3" door thickness	L583-217	\$17.60
Mounting post for 3-1/4" door thickness	L583-218	\$45.20
Mounting post for 3-1/2" door thickness	L583-219	\$45.20
LV mounting post for 3-1/4" door thickness	L583-503	\$48.80
LV mounting post for 3-1/2" door thickness	L583-504	\$48.80

SPINDLE AND SPRINGS		
SPINDLE AND SPRING KITS (QTY TWO EACH)		
Description	Specify	Price each
Spindles and springs for 1-3/8" - 1-7/8" doors	L283-198	\$24.00
Spindles and springs for 2" - 3-1/2" doors	L283-199	\$28.40
SPINDLES AND SPRINGS (QTY ONE EACH)		
Description	Specify	Price each
Spindle and spring for 1-3/8" - 1-7/8" doors (two required per lock)	L283-060	\$12.00
Spindle and spring for 2" - 3-1/2" doors (two required per lock)	L283-061	\$14.80
Spindle and spring, L0172, L9091/93/95, L9493/95 (one required per lock)	L283-064	\$21.20

PARTS

LOCK CASES (ELECTRIFIED LOCK CASES SOLD SEPARATE DO NOT INCLUDE CON-6W. MUST BE ORDERED SEPARATELY)			
Lock function and description		Specify	Price each
LM9210	Passage	24759599	\$2,315.00
LM9225	Exit Lock	24759599	\$2,315.00
LM9250	Office/Entry	24759623	\$2,572.00
LM9270	Classroom	24759623	\$2,572.00
LM9271	Classroom Security	24759623	\$2,572.00
LM9280	Storeroom	24759623	\$2,572.00
LM9256	Office/Entry w/ auto unlock	24616914	\$2,677.00
LM9290/LM9292/LM9294	Electrified	24759656	\$3,001.00
LM9291/LM9293/LM9295	Electrified	24759664	\$3,001.00

LATCH KITS			
Description		Specify	Price each
Top Latch Kit		24721714	\$255.00
Bottom Latch Kit		24721722	\$207.00

CABLES AND STRIKES			
Description		Specify	Price each
Top strike - includes strike, strike shims and screw pack (VD 23945223)		24665002	\$63.50
Bottom strike - includes strike, anchors and screw pack (VD 24664997)		24664997	\$35.90
LM9200 bottom cable		24647265	\$77.00
LM9200 top cable, 6'8"-7'0" door opening		24691750	\$77.00
LM9200 top cable, 7'1"-8'0" door opening		24691768	\$77.00
LM9200 top cable, 8'1"-9'0" door opening		24691776	\$85.80
LM9200 top cable, 9'1"-10'0" door opening		24691784	\$85.80

MISCELLANEOUS PARTS			
Description		Specify	Price each
Link, top, LM9200		24616922	\$26.00
Electrified locking catch, LM9200		24302960	\$23.10
Spool assembly, LM9200		24511081	\$109.00
Hub spring, LM9200		24624892	\$19.10
Retractor, LM9200		24625642	\$22.10
Tilting link compression spring, LM9200		24683542	\$2.00
Faceplate tab, LM9200 1-1/4"		24865057	\$42.60
Latch cover		24871584	\$90.00
Electrified link, LM9200		24869893	\$142.00
Electrified hub, LM9200		24869901	\$119.00
Capacitor holder, LM9200		49001704	\$30.70
Link, bottom, LM9200		24616930	\$23.60
Bell crank cover, LM9200		24625667	\$109.00
Tilting link, LM9200		24625717	\$30.60
Turn hub spring, LM9200		24641714	\$23.40
Lock Case, Subassembly, LM9200		24653917	\$462.00
Link subassembly, LM9200		24653925	\$459.00

PARTS

MISCELLANEOUS PARTS		
Description	Specify	Price each
Cylinder retainer plate and screw	L283-055	\$27.70
Latchbolt guide	L583-015	\$5.80
Retractor hub (2 required per lock)	L583-748	\$6.30
Retractor hub spacer	L583-020	\$6.50
Retractor lever	L583-021	\$5.90
Retractor rocker	L583-022	\$4.60
Blocking plate	L583-023	\$5.80
Retractor link	L583-024	\$12.00
Retractor Crank	L583-025	\$12.00
Turn Hub	L583-029	\$29.60
Locking catch	L583-045	\$30.00
Locking link	L583-048	\$6.50
Link pin	L583-050	\$3.00
Case cover screw (7 required)	L583-454	\$2.10
Lock handing screw	L583-485	\$2.80
Cylinder retainer	L583-490	\$10.80
Pack of 20 truarc retaining rings, levers	L283-030	\$33.00
Mounting Plate, inside lever	L283-031	\$30.00
Spring Cage (1 required per lever)	L283-040	\$14.80
Mounting Plate for inside rose trim on one side of door only	L283-150	\$60.70
Mounting plate screw (2 required per lock)	L583-066	\$2.00

CYLINDERS AND KEYS

Cylinders and keys sold separate can be found in the [Cylinders](#) and [Keys](#) sections at the back of this book.

PARTS

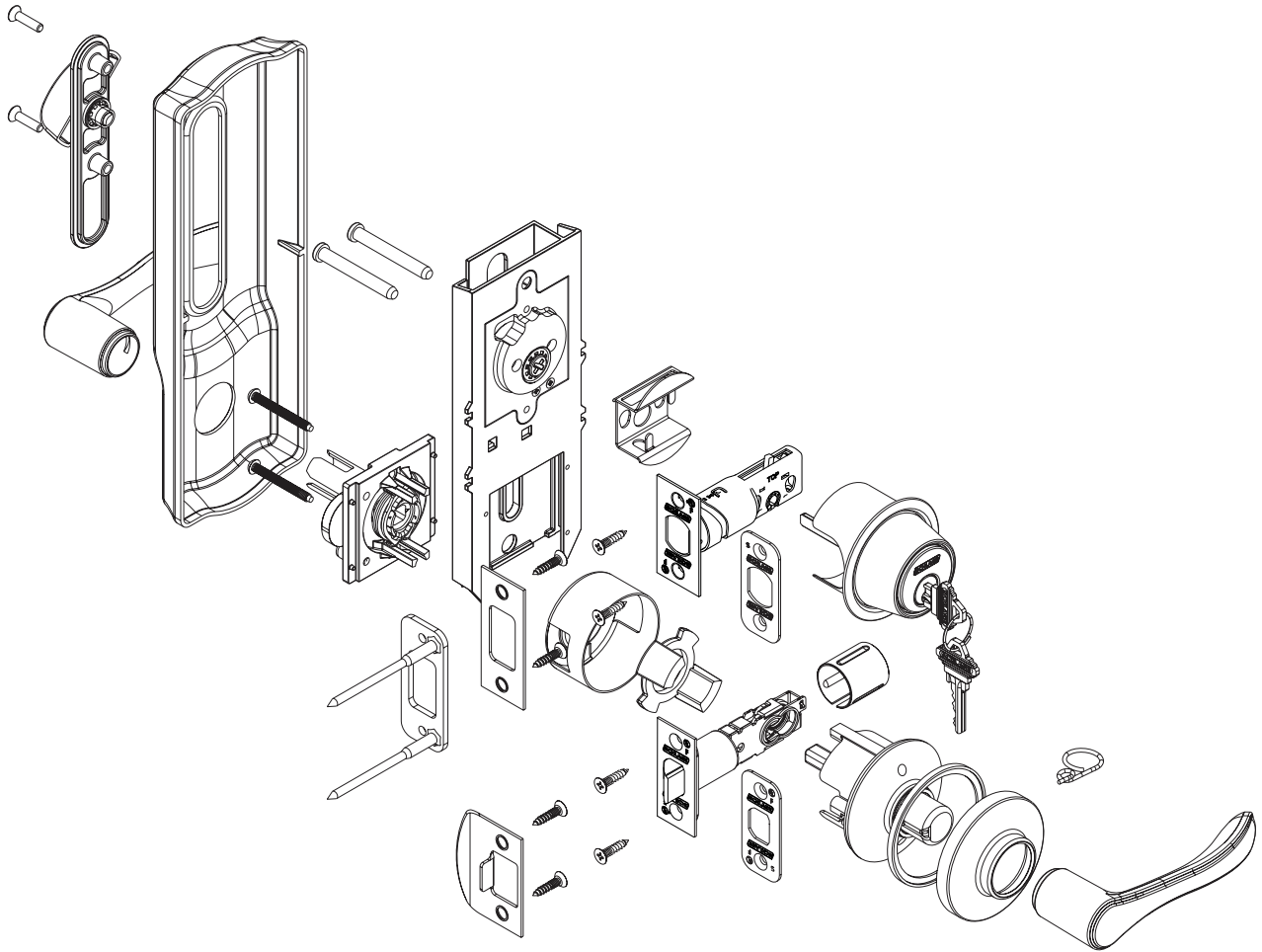
ALLEGION CONNECT HARNESSSES - PRICES LISTED ARE NET, DISCOUNTING DOES NOT APPLY		
HARNESSSES WITH MOLEX CONNECTORS ON BOTH ENDS (FOR USE WITH HOLLOW METAL DOORS)		
Description	Specify	Price each
6" Wire Harness (internal p/n 106190-00)	CON-6	\$19.00
12" Wire Harness (internal p/n 106191-00)	CON-12	\$23.00
26" Wire Harness (internal p/n 106192-00)	CON-26	\$26.00
32" Wire Harness (internal p/n 106193-00)	CON-32	\$27.00
38" Wire Harness (internal p/n 106194-00)	CON-38	\$31.00
44" Wire Harness (internal p/n 106195-00)	CON-44	\$28.00
50" Wire Harness (internal p/n 106196-00)	CON-50	\$31.00
192" Wire Harness (internal p/n 106197-00)	CON-192	\$68.00
HARNESSSES WITH MOLEX CONNECTOR ON ONE END, CRIMPED PINS ON OTHER W/ ATTACHABLE MOLEX CONNECTOR (FOR USE WITH WOOD DOORS)		
Description	Specify	Price each
6" Wire Harness (internal p/n 106201-00)	CON-6P	\$22.00
12" Wire Harness (internal p/n 106202-00)	CON-12P	\$27.00
26" Wire Harness (internal p/n 106203-00)	CON-26P	\$31.00
32" Wire Harness (internal p/n 106204-00)	CON-32P	\$33.00
38" Wire Harness (internal p/n 106205-00)	CON-38P	\$33.00
44" Wire Harness (internal p/n 106206-00)	CON-44P	\$34.00
50" Wire Harness (internal p/n 106207-00)	CON-50P	\$35.00
192" Wire Harness (internal p/n 106208-00)	CON-192P	\$72.00
HARNESS WITH MOLEX CONNECTOR ON ONE END, STRIPPED LEADS ON OTHER (FOR CONNECTION TO POWER SUPPLY)		
Description	Specify	Price each
6" extension to power supply (internal p/n 106210-00)	CON-6W	\$22.00
SERVICE KIT		
Description	Specify	Price each
Connector Service Kit (internal p/n 050823-00-00) contains: <ul style="list-style-type: none"> ▪ 100 each male and female terminals ▪ 10 each 4-pin and 8-pin male connectors ▪ 10 each 4-pin and 8-pin female connectors ▪ 1 extraction tool 	CON-KIT	\$173.00



this page intentionally blank

CS210 SERIES

Grade 2 interconnect lock



How to order

To order products, attribute values should be provided in the sequence shown below. Each value should be separated by a period.

Line item number	Quantity	Brand	Required for all lock orders			Inside lever	Inside escutcheon	Inside finish	Handing	Latch	Strike	Options			Keying			
			Series + Function	Cylinder type	Outside lever							Outside finish	Box for ANSI Strike	Pack cylinders loose	Buy America Act compliant	Keying code	Keyway	Pack keys independently
1			2	3	4	5	6	7	8	9	10	11	12A	12B	12C	13A	13B	13C

Specifying dimensions:

Dimensions should be provided with the whole number followed by a dash and then the fraction of an inch. Example: 1-3/4.

Line item number

Quantity

1 **Brand:** Required only when specifying a product Less (LLL) any attribute.

2 **Series+Function:** Series combined with function.

3 **Cylinder type:** Specify cylinder code for keyed functions.

4 **Outside lever:** Required for all orders.

5 **Outside finish:** Required for all orders.

6 **Inside lever:** Specify only if different from the outside lever or if specifying a product Less (LLL) any attribute.

7 **Inside escutcheon:** Required for all orders.

8 **Inside finish:** Specify only if different from the outside finish or if specifying a product Less (LLL) any attribute.

9 **Handing:** Required for select lever designs.

10 **Latch:** Leave blank to received default latch. Specify part number if non-default latch is required or if specifying a product Less (LLL) any attribute.

12 **Strike:** Leave blank to received default strike. Specify part number if non-default strike is required or if specifying a product Less (LLL) any attribute.

12A-B **Options:** Specify any desired options.

13A **Keying code:** Default keying code is dictated by the selected cylinder type. Leave blank for to receive the default keying code or specify for any other keying code. If ordering a product less any lock attribute, keying code must be specified.

13B **Keyway:** Default way is dictated by the selected cylinder type. Leave blank for to receive the default keyway or specify to order any other keyway. If ordering a product less any lock attribute, keying code must be specified.

13C **Pack keys independently:** Specify only when requesting that keys be packed independently.

Contents

CS210 Series | Overview 239

CS210 Series | Functions 242

CS210 Series | Styles..... 243

CS210 Series | Configure a product..... 246

 Cylinder adjustments 248

 Latches 249

 Strikes 250

 Options 251

 Less components 251

 Keying 252

CS210 Series | Parts 253

 Deadbolts 253

 Deadlatches 253

 Deadbolt/deadlatch combinations 253

 Deadbolt strikes 253

 Deadlatch strikes 254

 Deadbolt/deadlatch strike combinations 254

 Finished trim sub-assemblies/components 254

 Miscellaneous subassemblies/components 255

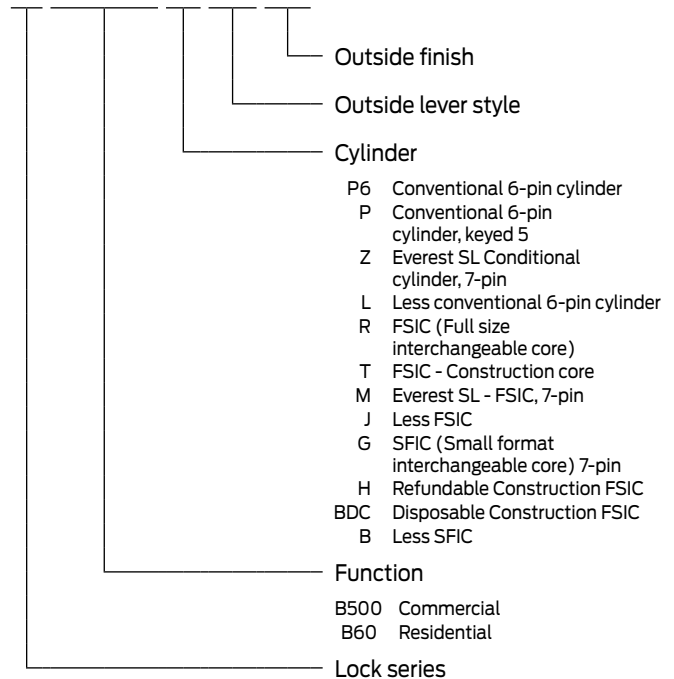
 Screw/screw packs 255

BAA/ARRA

Contact your local RSO or
Sales Rep. for ordering details

Product identification

CS 210-B500.P6.SAT.626



Finish codes and descriptions

BHMA code		Description
605	(US 3)	Bright Brass
609	(US 5)	Antique Brass
619	(US 15)	Satin Nickel
622	(US 19)	Matte Black
625	(US 26)	Bright Chrome
626	(US 26D)	Satin Chrome
643e	(US 11)	Aged Bronze

Standard features



Certification	ANSI/BHMA Certified A156.12-2013, Grade 2, UL listed for 3-hour fire door With SFIC interchangeable core cylinders: Grade 3 Security
Deadbolt	1 x 2-1/4", dual option faceplate, (square corner standard, round corner included in package), 1" housing diameter, 1" throw
Latch	1" x 2-1/4" dual option faceplate (square corner standard, round corner included in package). 1" edge bore required
Strikes	1-1/8" x 2-3/4", Square corner (deadbolt) and 1-5/8" x 2-1/4", Square corner, full lip, no box, 1-5/8" x 2-1/4" (Deadlatch)
Backset	Adjustable backset, fits 2-3/8" or 2-3/4"
Cylinder(s)	6-pin, solid brass, keyed 6-pin, S123 keyway, keyed different (KD)
Door range	1-3/4" to 2" standard (1-3/8" available, must be specified)
Keys	Nickel silver cut keys, 6-pin, S123 section
Center to Center	Fits 4" or 5-1/2" (factory default) center to center door preps



ANSI/BHMA Certified A156.12-2013, Grade 2, UL Listed for 3-hour fire door.

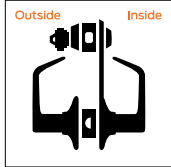
KEYED LOCKS

SCHLAGE ANSI


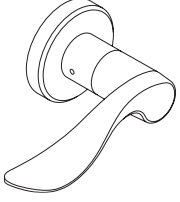


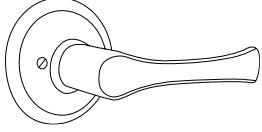
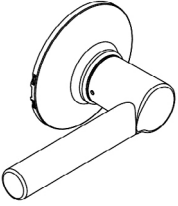

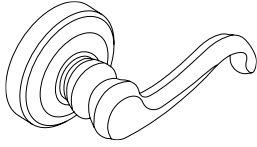


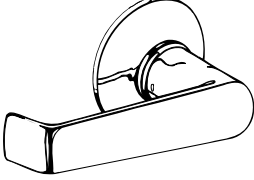


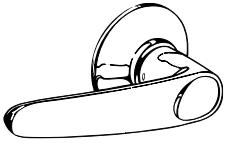

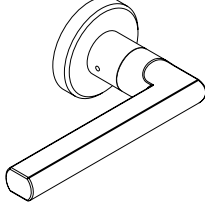
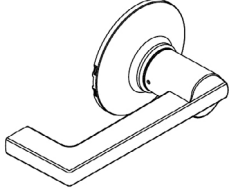

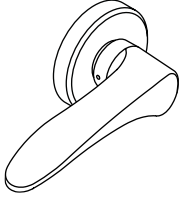

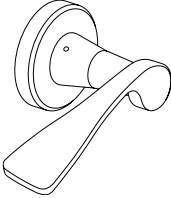
CS210 F95

Entrance, single locking

Deadbolt operated by key from outside or by turn unit from inside. Bolt automatically deadlocks when fully thrown. Latch retracted by lever from either side. Turning inside lever retracts deadbolt and latch simultaneously for immediate exit.



LEVER DESIGNS

<p>ACCENT (ACC)  Handing required</p> 	<p>AVANTI (AVA)  Handing required</p> 	<p>AVILA (VLA)</p> 
<p>Available roses: Plymouth</p>	<p>Available roses: Plymouth</p>	<p>Available roses: Plymouth</p>
<p>BOARDWALK (BRK)</p> 	<p>BROADWAY (BRW)</p> 	<p>CALLINGTON (CLT)  Handing required</p> 
<p>Available roses: Plymouth</p>	<p>Available roses: Plymouth</p>	<p>Available roses: Plymouth</p>
<p>CHAMPAGNE (CHP)  Handing required</p> 	<p>ELAN (ELA)</p> 	<p>FLAIR (FLA)  Handing required</p> 
<p>Available roses: Plymouth</p>	<p>Available roses: Plymouth</p>	<p>Available roses: Plymouth</p>
<p>JAZZ (JAZ)</p> 	<p>JUPITER (JUP)</p> 	<p>LATITUDE (LAT)</p> 
<p>Available roses: Plymouth</p>	<p>Available roses: Saturn</p>	<p>Available roses: Plymouth</p>
<p>LONGITUDE (LON)</p> 	<p>MANHATTAN (MNH)  Handing required</p> 	<p>MERANO (MER)  Handing required</p> 
<p>Available roses: Plymouth</p>	<p>Available roses: Plymouth</p>	<p>Available roses: Plymouth</p>

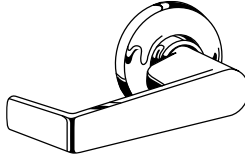
LEVER DESIGNS

NEPTUNE (NEP)



Available roses: Saturn

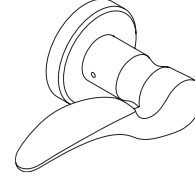
SATURN (SAT)



Available roses: Saturn

ST. ANNES (STA) 

Handing required

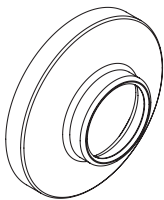


Available roses: Plymouth

ROSE AND ESCUTCHEON DESIGNS

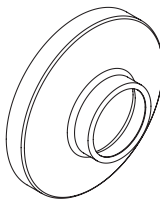
SATURN - INSIDE/OUTSIDE ROSE

2-1/2" (63.5 mm) diameter

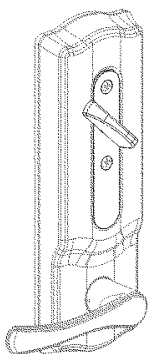


PLYMOUTH - OUTSIDE ROSE

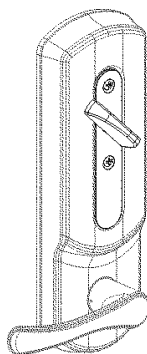
2-1/2" (63.5 mm) diameter



CAMELOT (CAM)



PLYMOUTH (PLY)





FINISH AVAILABILITY

	Bright Brass (605)	Satin Brass (606)	Antique Brass (609)	Satin Bronze (612)	Oil Rubbed Bronze (613)	Satin Nickel (619)	Matte Black (622)	Bright Chrome (625)	Satin Chrome (626)	Bright Stainless Steel (629)	Satin Stainless Steel (630)	Aged Bronze (643e)	Satin Chrome, Antimicrobial (626AM)	Satin Stainless Steel, Antimicrobial (630AM)
INTERCONNECT LOCK														
CS210 Series	605	-	609	-	-	619	622	625	626	-	-	643e	-	-
CYLINDER FINISHES														
Complete lock finish	605	-	609	-	-	619	622	625	626	-	-	643E	-	-
Coordinating conventional cylinder														
Plug component	606	-	606	-	-	626	622	626	626	-	-	522	-	-
Housing faceplate component	605	-	609	-	-	619	622	625	626	-	-	316	-	-
Rings	605	-	609	-	-	619	622	625	626	-	-	316	-	-
Coordinating FSIC/SFIC cylinder														
Plug (lower) component	606	-	606	-	-	626	622	626	626	-	-	522	-	-
Core face (upper) component	606	-	606	-	-	626	622	626	626	-	-	522	-	-
Housing faceplate component	605	-	609	-	-	619	622	625	626	-	-	316	-	-
Rings	605	-	609	-	-	619	622	625	626	-	-	316	-	-

522 is a simulated 613 finish; 316 is a simulated 643e finish



You can **configure and price a full range of products** using the tables and rules shown in this section.

The pricing of locks in this section includes the P6 cylinder (where applicable), default spring latch, default deadbolt, strike and a 1-3/4" thick door. Additional modifications are available using the rules and price adjustments on the subsequent pages.

How to order:

- All applicable product attributes must be provided in the order shown below
- Each value must be separated by a period
- If requesting a product "Less (LLL)" any attribute, the entire detailed ACN must be provided
- Fractions will be written with the "/" symbol separating the numerator and the denominator (example 1/2)
- For dimensions that contain a whole number and a fraction, a hyphen "-" will be added after the whole number and before the fraction (example 2-1/2)
- For two dimensions represented together, such as length and width, the values would be separated by an "x" with no spaces
- Finishes should be listed using their BHMA finish as shown in this book

Line item number	Quantity	Brand	Required for all lock orders					Inside lever	Inside escutcheon	Inside finish	Handling	Latch	Strike	Options			Keying		
			Series + Function	Cylinder type	Outside lever	Outside finish	Box for ANSI Strike							Pack cylinders loose	Buy America Act compliant	Keying code	Keyway	Pack keys independently	
1	2	3	4	5	6	7	8	9	10	11	12A	12B	12C	13A	13B	13C			
						Specify only if different than outside style	Specify only if different than outside style				Only required when deviating from the product's default. Specify only the deviated attribute(s).					Only required when deviating from the product's default. Specify only the deviated attribute(s).			

If ordering a product "Less (LLL)" any attribute, values for each attribute must be provided.

EXAMPLE:

CS210-B500 . P6 . LAT . 622 . PLY . 10-109
 | | | | | | |
 2 3 4 5 7 11

Selected strike is different than the default strike



COMPLETE LOCKS			LEVERS					
<p>☞ Denotes a product that requires handing to be specified</p> <p>Split finishes and designs will be priced at the highest list price of the design and/or finish.</p>			ACC ☞	AVA ☞	BRK	ACC ☞	AVA ☞	BRK
			BRW	CHP ☞	CLT ☞	BRW	CHP ☞	CLT ☞
			ELA	FLA ☞	JAZ	ELA	FLA ☞	JAZ
			JUP	LAT	LON	JUP	LAT	LON
			MER	MNH ☞	NEP	MER	MNH ☞	NEP
			SAT	STA ☞	VLA	SAT	STA ☞	VLA
			FINISHES					
			626	605	609	619	622	
				625	643e			
SERIES + FUNCTION	CYL	DESCRIPTION						
CS210-B60	P6	Entrance, single locking, with residential spin ring			\$614.00	\$626.00		
CS210-B500	P6	Entrance, single locking, with commercial spin ring			\$614.00	\$626.00		

☞ Extended lead time



COMPLETE LOCKS CYLINDER ADJUSTMENTS

Keyed locks on previous page are priced including the P6 cylinder with open keyway. Provided below are pricing adjustments based on other available cylinder types. For Primus and Primus XP cylinders, order lock less cylinder and order the Primus or Primus XP cylinder separately.

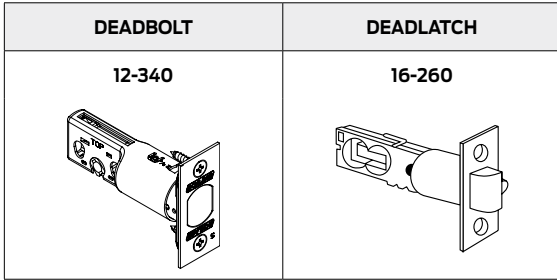
For complete details on cylinders, tailpieces, keying and keys, including cylinders sold separate, see the [Cylinders](#) and [Keys](#) sections at the back of this book.

CYLINDER ADJUSTMENTS			
Restricted keyways include: Everest 29 R and T keyways, Everest B and D keyways and Classic (Reverse/Quad/Numbered) keyways			
Description	Specify	Single cylinder function Price adjustment	
		Open	Restricted
Conventional 6-pin cylinder	P6	\$0.00	\$31.00
Conventional 6-pin cylinder, keyed 5	P	\$0.00	\$31.00
Everest SL Conventional Cylinder, 7-pin	Z	N/A	\$31.00
Less conventional cylinder	L		-\$94.00
Conventional Primus/Primus XP cylinder	Order separately (Restricted keyways only, see Cylinders section)		
FSIC (Full size interchangeable core)	R	\$46.00	\$77.00
FSIC – Construction Core	T	\$46.00	N/A
Everest SL - FSIC, 7-pin	M	N/A	\$77.00
Less FSIC	J		-\$60.00
Full size interchangeable Primus/Primus XP core	Order separately (Restricted keyways only, see Cylinders section)		
SFIC (Small format interchangeable core) 7-pin	G	N/A	\$123.00
Refundable Construction SFIC	H	\$64.00	N/A
Disposable Construction SFIC	BDC	\$0.00	N/A
Less SFIC	B		\$0.00

Construction cores (T and H) have an additional handling charge 50-231

COMPLETE LOCKS LATCHES


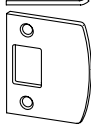
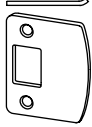
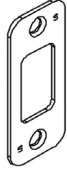
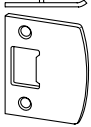
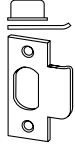
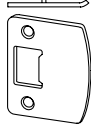
Specify on order only if requesting an option other than the default.



DEADBOLT/DEADLATCH						
Deadbolt	Deadlatch	Faceplate description	Backset	Housing diameter	Specify combo part number	Price adjustment
12-340	16-260	Dual option, 1" x 2-1/4", standard (square corner standard, round corner included in the package)	2-3/8" or 2-3/4"	1"	12-339	\$0.00

COMPLETE LOCKS STRIKES

Specify on order only if requesting an option other than the default.

DEADBOLT STRIKES				DEADLATCH STRIKES		
10-094	10-095	10-092	10-116	10-026	10-001	10-027
						

DEADBOLT STRIKES				
Default	Description	Default lip length for doors up to 1-3/4" thick	Specify	Price adjustment
▪	Square corner, 1-1/8" x 2-3/4"	-	10-094	\$0.00
	1/4" Square corner, full lip, no box, 1-5/8" x 2-1/4"	1-1/8"	10-095	\$0.00
	1/4" Radius round corner, full lip, no box, 1-5/8" x 2-1/4"	1-1/8"	10-092	\$0.00
	Round corner strike, no lip, 1-1/8" x 2-3/4"	-	10-116	\$0.00

DEADLATCH STRIKES				
Default	Description	Default lip length for doors up to 1-3/4" thick	Specify	Price adjustment
▪	Square corner, full lip, no box, 1-5/8" x 2-1/4"	1-1/8"	10-026	\$0.00
	Square corner, T-strike, box, 1-1/8" x 2-3/4"	1-1/8"	10-001	\$0.00
	1/4" Radius round corner, full lip, no box, 1-5/8" x 2-1/4"	1-1/8"	10-027	\$0.00

STRIKE COMBINATIONS				
Default	Deadbolt strike	Deadlatch strike	Specify combo part number	Price adjustment
▪	10-094	10-026	10-121	\$0.00
	10-094	10-001	10-109	\$0.00
	10-116	10-027	10-122	\$0.00
	10-092	10-027	10-123	\$0.00
	10-095	10-026	10-124	\$0.00



COMPLETE LOCKS

OPTIONS

BOX FOR ANSI STRIKE		
Description	Specify	Price adjustment
Plastic dust box for ANSI strike, must be specified	K510-066	\$0.00
PACK CYLINDERS LOOSE		
Description	Specify	Price adjustment
Pack cylinders loose in box	PCL	\$0.00
BUY AMERICA ACT		
Description	Specify	Price adjustment
Buy America Act Compliant	BAA	\$25.00

☞ Extended lead time

COMPLETE LOCKS

LESS COMPONENTS

Deductions are applied to complete lock prices. When requesting a product "Less (LLL)" any attribute, the entire detailed ACN must be provided.

LOCKS LESS COMPONENTS		
Description	Specify	Price adjustment
Less deadbolt strike	LLL	\$0.00
Less deadlatch strike	LLL	\$0.00
Less both levers	LLL	-\$9.00



COMPLETE LOCKS KEYING

Specify on order only if requesting an option other than the default. Control keys are not furnished with locks and must be purchased separately. See [Keys section](#) at the back of this book.

For complete details on cylinders, tailpieces, keying and keys, see the [Cylinders](#) and [Keys](#) sections at the back of this book.

KEYING		Default	Optional	Default	Optional	Default	Optional	Default	Optional	Default	Optional	Default	Optional
Specify	Description	P6	P	Z	R	T	M	G	H				
KD	Keyed different	▪											
KA-0BIT	Keyed alike 0 bitted		▪										
KA-1BIT	Keyed alike 1 bitted				▪								
KAGRP	Keyed alike by group		▪			▪							
KAQTY	Keyed alike by qty		▪										
KEYSPECIFIC	Keyed alike to specific combination (Keys must be ordered separately)		▪			▪							
MK	Master keyed		▪	▪		▪		▪	▪				
SPLIT	Split key construction keyed		▪										
RCK	Lost ball construction keyed			▪									
RMK	Residential master keyed			▪									
RCK/RMK	Lost ball construction keyed and res. master keyed			▪									
ICC	FSIC construction keyed, (default)					▪							
ICA	FSIC construction keyed, (if specified)						▪						
ICB	FSIC construction keyed, (if specified)						▪						
BRN	SFIC construction keyed, Brown (default)											▪	
GRN	SFIC construction keyed, Green (if specified)												▪

KEYWAY											
Specify keyway	Keyway family	Default keyway		P6	P	Z	R	T	M	G	H
		Non-masterkeyed	Masterkeyed								
[]	Everest 29 S (Open) Default if not specified	S123	S145	▪			▪				
[]	Obverse (Open)	C	E	▪	▪		▪	▪			
[]	Everest C (Open)	C123	C145	▪			▪				
[]	Everest D (Restricted)	D123	D145	▪			▪				
[]	Everest 29 T (Restricted)	T123	T145	▪			▪				
[]	Quad (Restricted)	Customer directed		▪			▪				
[]	Numbered (Restricted)	Customer directed		▪			▪				
[]	Reverse (Restricted)	Customer directed		▪			▪				
[]	Everest B (Restricted)	N/A	B125			▪			▪	▪	
[]	Everest 29 R (Restricted)	N/A	R125			▪			▪	▪	

For a complete list of keying related charges, see the [Cylinders](#) and [Keys](#) sections at the back of this book. Keys must be ordered separately for all construction keyed options.

PARTS

DEADBOLTS		Available finishes													
		605	606	609	612	613	619	622	625	626	629	630	643e	626AM	630AM
		▪	N/A	N/A	N/A	N/A	▪	▪	▪	▪	N/A	N/A	▪	N/A	N/A
Specify		Description	Backset	Price each											
Part number	Finish														
12-340	.[Finish]	1" x 2-1/4" square corner; 1" x 2-1/4" round corner, also included	2-3/8" or 2-3/4"	\$62.60											
12-291	.[Finish]	Square corner, 1-1/8" x 2-1/4"	2-3/8" or 2-3/4"	\$63.20											
12-633	.[Finish]	Square corner, 1-1/8" x 2-1/4"	5"	\$136.00											

DEADLATCHES		Available finishes													
		605	606	609	612	613	619	622	625	626	629	630	643e	626AM	630AM
		▪	N/A	N/A	N/A	N/A	▪	▪	▪	▪	N/A	N/A	▪	N/A	N/A
Specify		Description	Backset	Price each											
Part number	Finish														
16-260	.[Finish]	1" x 2-1/4" square corner; 1" x 2-1/4" round corner, also included	2-3/8" or 2-3/4"	\$55.60											
16-228	.[Finish]	Square corner, 1-1/8" x 2-1/4"	2-3/8" or 2-3/4"	\$54.20											
16-132	.[Finish]	Square corner, 1-1/8" x 2-1/4"	5"	\$70.10											

DEADBOLT/DEADLATCH COMBINATIONS		Available finishes													
		605	606	609	612	613	619	622	625	626	629	630	643e	626AM	630AM
		▪	N/A	N/A	N/A	N/A	▪	▪	▪	▪	N/A	N/A	▪	N/A	N/A
Specify		Description	Backset	Deadbolt	Deadlatch	Price each									
Part number	Finish														
12-339	.[Finish]	Dual Option, 1" x 2-1/4"	2-3/8" or 2-3/4"	12-340	16-260	\$117.50									
16-483	.[Finish]	Square corner, 1-1/8" x 2-1/4"	2-3/8" or 2-3/4"	12-291	16-228	\$117.50									
16-484	.[Finish]	Square corner, 1" x 2-1/4"	5"	12-633	16-132	\$208.00									

DEADBOLT STRIKES		Available finishes													
		605	606	609	612	613	619	622	625	626	629	630	643e	626AM	630AM
		▪	N/A	N/A	N/A	N/A	▪	▪	▪	▪	N/A	N/A	▪	N/A	N/A
Specify		Description	Lip length	Price each											
Part number	Finish														
10-094	.[Finish]	Square corner, 1-1/8" x 2-3/4"	-	\$17.80											
10-092	.[Finish]	1/4" Radius round corner, full lip, no box, 1-5/8" x 2-1/4"	1-1/8"	\$11.40											
10-095	.[Finish]	Square corner, full lip, no box, 1-5/8" x 2-1/4"	1-1/8"	\$11.40											
10-116		Round corner strike, no lip, 1-1/8" X 2-3/4"	-	\$19.80											
37-016		Strike reinforce, use with 10-094 and 10-116	-	\$23.60											

PARTS

DEADLATCH STRIKES		Available finishes													
		605	606	609	612	613	619	622	625	626	629	630	643e	626AM	630AM
		▪	N/A	N/A	N/A	N/A	▪	▪	▪	▪	N/A	N/A	▪	N/A	N/A
Specify		Description			Lip length		Price each								
Part number	Finish														
10-001	.[Finish]	Square corner, T-strike, box, 1-1/8" x 2-3/4"			-		\$21.10								
10-026	.[Finish]	Square corner, full lip, no box, 1-5/8" x 2-1/4"			1-1/8"		\$11.20								
10-027	.[Finish]	1/4" Radius round corner, full lip, no box, 1-5/8" x 2-1/4"			1-1/8"		\$11.20								

DEADBOLT/DEADLATCH STRIKE COMBINATIONS		Available finishes													
		605	606	609	612	613	619	622	625	626	629	630	643e	626AM	630AM
		▪	N/A	N/A	N/A	N/A	▪	▪	▪	▪	N/A	N/A	▪	N/A	N/A
Specify		Deadbolt strike			Deadlatch strike			Price each							
Part number	Finish														
10-109	.[Finish]	10-094			10-001, 1-1/8" lip			\$27.40							
10-121	.[Finish]	10-094			10-026			\$28.30							
10-122	.[Finish]	10-116			10-027			\$30.90							
10-123	.[Finish]	10-092			10-027			\$22.40							
10-124	.[Finish]	10-095			10-026			\$22.40							

FINISHED TRIM SUB-ASSEMBLIES/COMPONENTS		Available finishes													
		605	606	609	612	613	619	622	625	626	629	630	643e	626AM	630AM
		▪	N/A	N/A	N/A	N/A	▪	▪	▪	▪	N/A	N/A	▪	N/A	N/A
Specify		Description			Price each										
Part number	Rose	Finish													
S206-501		.[Finish]	Assembly, cylinder, DB, OUTSIDE, CS200, -B500			\$89.30									
S206-516		.[Finish]	Assembly, housing, cylinder, IC, THIN DOOR, CS200, -B500			\$350.00									
S206-515		.[Finish]	Assembly, housing, cylinder, IC, CS200, -B500			\$322.00									
S206-518		.[Finish]	Assembly, housing, cylinder, SFIC, THIN DOOR, CS200, -B500			\$224.00									
S206-517		.[Finish]	Assembly, housing, cylinder, SFIC, CS200, -B500			\$193.00									
S206-523			Assembly, outside cylinder housing, SFIC, CS200, -B60			\$172.00									
08-029 ¹	.SAT	.[Finish]	Saturn rose for Saturn, Neptune and Jupiter levers (snap on only)			\$19.00									
08-029 ¹	.PLY	.[Finish]	Plymouth rose for Accent, Avanti, Avila, Callington, Champagne, Elan, Flair, Jazz, Jupiter, Latitude, Manhattan, Merano and St. Annes levers			\$19.00									
B300-057			Assembly, outside cylinder housing, FSIC CS200, -B60			\$172.00									
B300-058			Assembly, outside cylinder housing, CS200, -B60			\$172.00									
F506-864		.[Finish]	Escutcheon CAM PLY			\$140.00									
F206-493		.[Finish]	Plate, escutcheon assembly			\$71.00									
06-242 ¹		.[Finish]	Kit, 2 pack of levers (for handed designs, one RH lever and one LH lever will be included)			\$87.00									

¹ The CS200 product line transitioned from crimp-on roses (not removable to snap on roses (removable) in August 2015. The rose/lever combination needs to be considered for changing levers for locks with crimp-on roses. Snap-on roses can be identified by retention dimples at the base of the rose. If not compatible, an outside chassis with a crimp-on rose can be updated with the following items:

- 06-242 Kit, levers
- 08-029 Rose SAT PLY (snap on)
- A501-945 Ring reinforcing rose
- F206-496 Outside chassis assembly, interconnect

PARTS

MISCELLANEOUS SUBASSEMBLIES/COMPONENTS		
Specify	Description	Price each
S206-502	Interconnect assembly, mechanical	\$147.00
F206-494	Inside chassis assembly, interconnect	\$56.20
F206-496	Outside chassis assy, interconnect	\$52.50
A501-945	Ring reinf rose, LUN-ORB-TUL	\$0.80
F506-878	Driver bar	\$4.70
S506-894	FSIC Driver bar	\$15.60
F506-867	Handing Plate	\$4.70

SCREW/SCREW PACKS		Available finishes													
		605	606	609	612	613	619	622	625	626	629	630	643e	626AM	630AM
Specify		▪ N/A N/A N/A N/A ▪ ▪ ▪ ▪ N/A N/A ▪ N/A N/A													
Part number	Finish	Description	Contents	Price each											
B202-578	.[Finish]	Latch and strike, wood screw	(4) C603-897	\$12.40											
S206-504	.[Finish]	Chassis and trim	(2) B600-101 (2) B520-621 (2) F506-278	\$9.80											
S206-505		Chassis and trim, thick door	(2) B600-10 (2) B520-621 (2) F506-278	\$9.80											
B502-873		Screw, reinf. strike - order in multiples of 100	-	\$0.80											

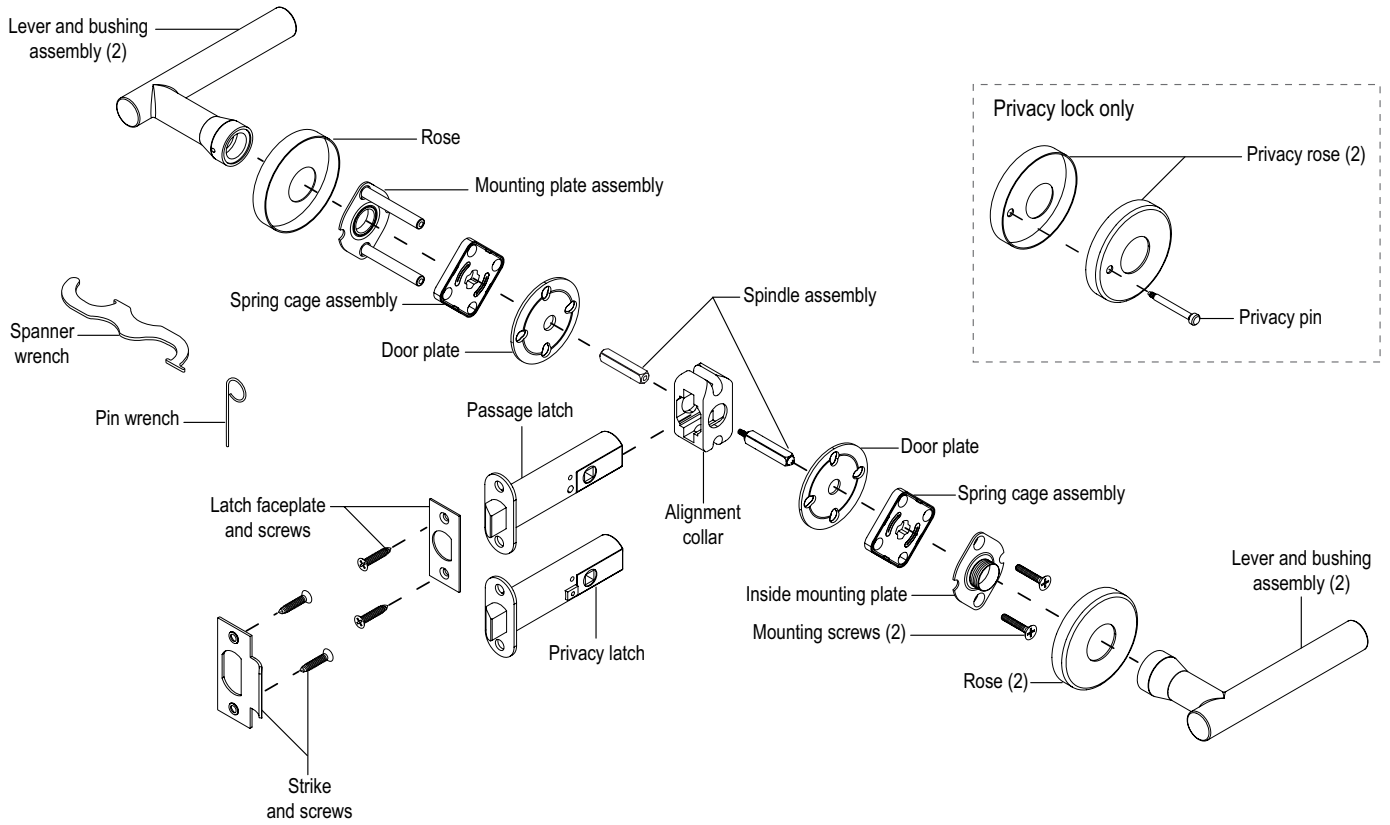
CYLINDERS AND KEYS
 Cylinders and keys sold separate can be found in the [Cylinders](#) and [Keys](#) sections at the back of this book.



this page intentionally blank

LT SERIES

Grade 2 tubular levered lock



How to order

To order products, attribute values should be provided in the sequence shown below. Each value should be separated by a period.

Line item	Quantity	Required for all lock orders							Options	
		Series + Function + Optional Fire Rated	Lever design	Rose design	Finish	Latch	Strike	Strike lip length	Box for ANSI strike	Pack cylinders loose (PCL)
		1	2A	2B	2C	3	4	5	6A	6B

Specifying dimensions:

Dimensions should be provided with the whole number followed by a dash and then the fraction of an inch. Example: 1-3/4.

Line item number

Quantity

- 1 Series+Function+Optional Fire Rated:** Series combined with function.
- 2A Lever design:** Required for all orders.
- 2B Rose design:** Required for all orders.
- 2C Finish:** Required for all orders.
- 3 Latch:** Leave blank to receive the default latch. Specify part number if non-default latch is required or if specifying a product Less (LLL) any attribute.
- 4 Strike:** Leave blank to received default strike. Specify part number if non-default strike is required or if specifying a product Less (LLL) any attribute.
- 5 Strike lip length:** Leave blank for default strike lip length. Specify for non-default strike lip length or if specifying a product Less (LLL) any attribute. Specify with a LIP prefix followed by the lip length dimension. Example: LIP1-3/8.
- 6A-6B Options:** Specify any desired options.

Contents

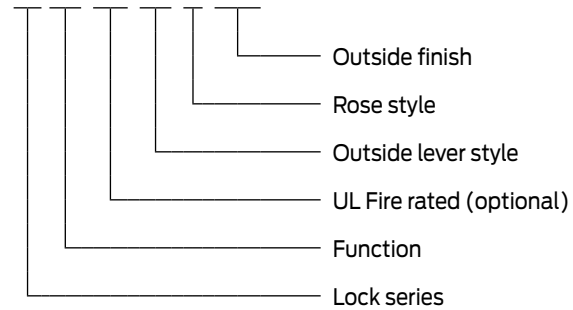
LT Series Overview	257
LT Series Functions	260
LT Series Style	261
LT Series Configure a product	265
Style options	266
Latches.....	267
Strikes.....	267
Door dimensions.....	268
Options.....	268
LT Series Parts	269
Levers.....	269
Roses	269
Spring latches	269
Strikes.....	270
Miscellaneous parts.....	270

BAA/ARRA

Contact your local RSO or
Sales Rep. for ordering details

Product identification

LT 40 [F].06.B.626



Finish codes and descriptions

BHMA code		Description
605	(US 3)	Bright Brass
606	(US 4)	Satin Brass
609	(US 5)	Antique Brass
619	(US 15)	Satin Nickel
622	(US 19)	Matte Black
625	(US 26)	Bright Chrome
626	(US 26D)	Satin Chrome
626AM		Satin Chrome, Antimicrobial
629	(US32)	Bright Stainless
630	(US32D)	Satin Stainless
630AM		Satin Stainless, Antimicrobial
643e	(US 11)	Aged Bronze

Standard features

Certification	ANSI/BHMA Certified ANSI A156.2-2011, Series 4000, Grade 2. Available UL Listed for 20 minute fire door.
Latch	1-1/8" x 2-1/4", Square corner faceplate, 7/8" housing diameter, 1/2" throw
Strike	1-1/8" x 2-3/4", Square corner, T-strike, Box
Backset	2-3/4" standard, 2-3/8" optional
Door range	1-3/8" - 1-3/4"





ANSI/BHMA Certified A156.2-2011, Series 4000, Grade 2,
Available UL listing.

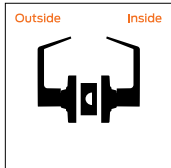
NON-KEYED LOCKS

SCHLAGE ANSI

LT10

Passage latch

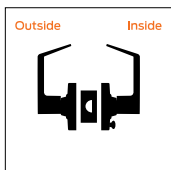
Both levers always unlocked.



LT40

Privacy lock

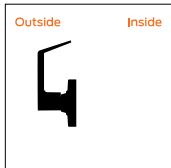
Both levers unlocked unless outside lever locked by push-button on inside rose. Turning inside lever or inserting emergency key into outside rose unlocks outside lever. Restoring feature unlocks outside lever by closing the door.



LT170

Single dummy trim

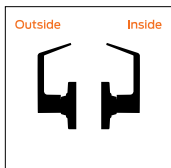
Dummy trim for one side of door.



LT172

Pair dummy trim

Dummy trim for both sides of door





FINISH AVAILABILITY	Bright Brass (605)	Satin Brass (606)	Antique Brass (609)	Satin Bronze (612)	Oil Rubbed Bronze (613)	Satin Nickel (619)	Matte Black (622)	Bright Chrome (625)	Satin Chrome (626)	Bright Stainless Steel (629)	Satin Stainless Steel (630)	Aged Bronze (643e)	Satin Chrome, Antimicrobial (626AM)	Satin Stainless Steel, Antimicrobial (630AM)
	STANDARD LEVERS													
LEVER														
01	605	606	609	-	-	619	622	625	626	629	630	643e	-	-
02	605	606	609	-	-	619	622	625	626	629	630	643e	-	-
03	605	606	609	-	-	619	622	625	626	629	630	643e	-	-
05	605	606	609	-	-	619	622	625	626	629	630	643e	-	-
06	605	606	609	-	-	619	622	625	626	629	630	643e	-	-
07	605	606	609	-	-	619	622	625	626	629	630	643e	-	-
12	605	606	609	-	-	619	622	625	626	629	630	643e	-	-
17	605	606	609	-	-	619	622	625	626	629	630	643e	-	-
18	605	606	609	-	-	619	622	625	626	629	630	643e	-	-
ACC	605	606	609	-	-	619	622	625	626	-	-	643e	-	-
AST	605	606	609	-	-	619	622	625	626	-	-	643e	-	-
LAT	605	606	609	-	-	619	622	625	626	629	630	643e	-	-
LON	605	606	609	-	-	619	622	625	626	629	630	643e	-	-
MER	605	606	609	-	-	619	622	625	626	-	-	643e	-	-
OME	605	606	609	-	-	619	622	625	626	629	630	643e	-	-
M COLLECTION LEVERS														
LEVER														
M51	605	606	609	-	-	619	622	625	626	629	630	643e	-	-
M52	605	606	609	-	-	619	622	625	626	629	630	643e	-	-
M53	605	606	609	-	-	619	622	625	626	629	630	643e	-	-
M54	605	606	609	-	-	619	622	625	626	629	630	643e	-	-
M55	605	606	609	-	-	619	622	625	626	629	630	643e	-	-
M56	605	606	609	-	-	619	622	625	626	629	630	643e	-	-
M57	-	-	-	-	-	-	-	-	-	629	630	-	-	-
M61	605	606	609	-	-	619	622	625	626	629	630	643e	-	-
M62	-	-	-	-	-	-	-	-	-	629	630	-	-	-
M63	605	606	609	-	-	619	622	625	626	629	630	643e	-	-
M81	605	606	609	-	-	619	622	625	626	629	630	643e	-	-
M82	605	606	609	-	-	619	622	625	626	629	630	643e	-	-
M83	605	606	609	-	-	619	622	625	626	629	630	643e	-	-
M84	605	606	609	-	-	619	622	625	626	629	630	643e	-	-
M85	605	606	609	-	-	619	622	625	626	629	630	643e	-	-
ME1	605	606	609	-	-	619	622	625	626	629	630	643e	-	-
ME2	605	606	609	-	-	619	622	625	626	629	630	643e	-	-
ME3	605	606	609	-	-	619	622	625	626	629	630	643e	-	-

CYLINDRICAL
DEADBOLTS
MORTISE
MULTIPOINT
INTERCONNECT
TUBULAR
SPECIALTY
PORTABLE
CYLINDERS / KEYS
TOOLS / KITS
MERCHANDISING
FORMS

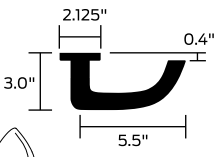
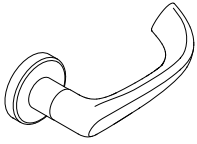
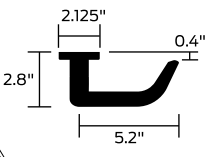
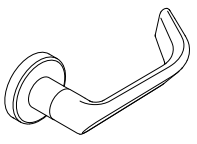
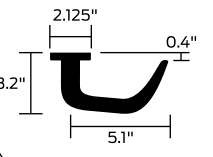
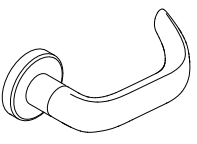
STANDARD LEVER DESIGNS (CAST OR FORGED)

<p>01</p> <p>2 11/16" 2 1/16" 3 7/8"</p>	<p>02</p> <p>2 13/16" 1 13/16" 4 3/4"</p>	<p>03</p> <p>2" 1 1/2" 2 13/16" 4 3/4" Dia. 1 1/16"</p>
<p>Available roses: B (shown), C</p>	<p>Available roses: B (shown), C</p>	<p>Available roses: B (shown), C</p>
<p>05</p> <p>2 7/8" 2 9/32" 3 3/4"</p>	<p>06 (RHODES)</p> <p>2 1/2" 1 1/2" 2" 4 5/8"</p>	<p>07</p> <p>2 7/8" 1 31/32" 2 3/8" 4 5/8"</p>
<p>Available roses: B (shown), C</p>	<p>Available roses: B (shown)</p>	<p>Available roses: B (shown), C</p>
<p>12</p> <p>3 1/16" max. 2" 4 5/8"</p>	<p>17 (SPARTA)</p> <p>2 15/16" 1 1/2" 4 3/4"</p>	<p>18</p> <p>2 11/16" 2 1/32" 4 7/8"</p>
<p>Available roses: B (shown), C</p>	<p>Available roses: B (shown), C</p>	<p>Available roses: B (shown), C</p>
<p>ACCENT (ACC)</p> <p>3 1/8" 2" 4 1/8"</p>	<p>ASTI (AST)</p> <p>2 5/8" 2" 4"</p>	<p>LATITUDE (LAT)</p> <p>2 9/16" 2" 4 3/4"</p>
<p>Available roses: B (shown), C</p>	<p>Available roses: B (shown), C</p>	<p>Available roses: B (shown), C</p>
<p>LONGITUDE (LON)</p> <p>2 9/16" 1 1/2" 4 7/8"</p>	<p>MERANO (MER)</p> <p>3 1/8" 2" 4"</p>	<p>OMEGA (OME)</p> <p>3 5/16" 2 3/10" 3/8" 5 1/16"</p>
<p>Available roses: B (shown), C</p>	<p>Available roses: B (shown), C</p>	<p>Available roses: B (shown), C</p>

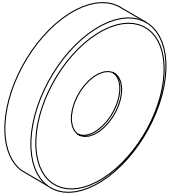
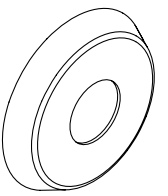
M COLLECTION LEVER DESIGNS (CAST OR FORGED)

<p>M51</p>	<p>M52</p>	<p>M53</p>
<p>Available roses: B (shown), C</p>	<p>Available roses: B (shown), C</p>	<p>Available roses: B (shown), C</p>
<p>M54</p>	<p>M55</p>	<p>M56</p>
<p>Available roses: B (shown), C</p>	<p>Available roses: B (shown), C</p>	<p>Available roses: B (shown), C</p>
<p>M57</p>	<p>M61</p>	<p>M62</p>
<p>Available roses: B (shown), C</p>	<p>Available roses: B (shown), C</p>	<p>Available roses: B (shown), C</p>
<p>M63</p>	<p>M81</p>	<p>M82</p>
<p>Available roses: B (shown), C</p>	<p>Available roses: B (shown), C</p>	<p>Available roses: B (shown), C</p>
<p>M83</p>	<p>M84</p>	<p>M85</p>
<p>Available roses: B (shown), C</p>	<p>Available roses: B (shown), C</p>	<p>Available roses: B (shown), C</p>

M COLLECTION LEVER DESIGNS (CAST OR FORGED)

<p>ME1</p>  	<p>ME2</p>  	<p>ME3</p>  
<p>Available roses: B (shown), C</p>	<p>Available roses: B (shown), C</p>	<p>Available roses: B (shown), C</p>

ROSE (WROUGHT) DESIGNS

<p>B 2-9/16" (65mm) diameter</p> 	<p>C 2-5/8" (66mm) diameter</p> 
--	---

You can **configure and price a full range of products** using the tables and rules shown in this section.

The pricing of locks in this section includes the P6 cylinder in an open keyway (where applicable), default latch, strike and a 1-3/4" thick door. Additional modifications are available using the rules and price adjustments on the subsequent pages.

How to order:

- All applicable product attributes must be provided in the order shown below
- Each value must be separated by a period
- Fractions will be written with the “/” symbol separating the numerator and the denominator (example 1/2)
- For dimensions that contain a whole number and a fraction, a hyphen “-” will be added after the whole number and before the fraction (example 2-1/2)
- For two dimensions represented together, such as length and width, the values would be separated by an “x” with no spaces
- Finishes should be listed using their BHMA finish as shown in this book

Required for all lock orders							
Series + Function + Optional Fire Rated	Lever design	Rose design	Finish	Latch	Strike	Strike lip length	Box for ANSI strike
1	2A	2B	2C	3	4	5	6

Only required when deviating from the product's default. Specify only the deviated attribute(s).

EXAMPLE:

LT40 . 06 . C . 626 . 10-004

| | | | |

1 2A 2B 2C 4

Strike deviates from the product default



COMPLETE LOCKS		STANDARD LEVERS				M COLLECTION			
		01	02	03	05	M51	M52	M53	M54
		06	07	12	17	M55	M56	M61	M63
		18	LAT	LON	OME	M81	M82	M83	M84
						M85	ME1	ME2	ME3
		ACC	AST	MER		M57	M62		
		Not available in 629, 630				Only available in 629 or 630			
SERIES + FUNCTION	DESCRIPTION	605, 606, 609, 619, 622, 625, 626, 629, 630, 643e				605, 606, 609, 619, 622, 625, 626, 629, 630, 643e			
NON-KEYED FUNCTIONS									
LT10	Passage latch	\$441.00				\$441.00			
LT10F	Passage latch, fire rated	\$452.00				\$452.00			
LT40	Privacy lock	\$464.00				\$464.00			
LT40F	Privacy lock, fire rated	\$475.00				\$475.00			
🔑 LT170	Single dummy trim	\$209.00				\$209.00			
🔑 LT172	Pair dummy trim	\$423.00				\$423.00			

⌘ Extended lead time

COMPLETE LOCKS STYLE OPTIONS

Specify on order only if requesting an option other than the default.

ANTIMICROBIAL COATING		
Description	Specify	Price adjustment
Adds silver-ion based antimicrobial coating to inside and outside lever, bushing, rose, and privacy pin (if applicable)	626AM or 630AM	\$85.00

COMPLETE LOCKS

LATCHES

Specify on order only if requesting an option other than the default.

LATCHES				
Non-fire rated latches				
Default	Faceplate description	Backset	Specify	Price adjustment
▪	Passage latch - 1-1/8" x 2-1/4" square faceplate. Typical for > 1-3/4" thick doors.	2-3/4"	THP8301	\$0.00
	Passage latch - 1" x 2-1/4" square faceplate. Typical for 1-3/8" thick doors.	2-3/8"	THP8201	\$0.00
▪	Privacy latch - 1-1/8" x 2-1/4" square faceplate. Typical for > 1-3/4" thick doors.	2-3/4"	THP8319	\$0.00
	Privacy latch - 1" x 2-1/4" square faceplate. Typical for 1-3/8" thick doors.	2-3/8"	THP8219	\$0.00
Fire rated latches				
Default	Faceplate description	Backset	Specify	Price adjustment
▪	Passage latch - 1-1/8" x 2-1/4" square faceplate. Typical for > 1-3/4" thick doors.	2-3/4"	THP-8301-F	\$0.00
	Passage latch - 1" x 2-1/4" square faceplate. Typical for 1-3/8" thick doors.	2-3/8"	THP-8201-F	\$0.00
▪	Privacy latch - 1-1/8" x 2-1/4" square faceplate. Typical for > 1-3/4" thick doors.	2-3/4"	THP-8319-F	\$0.00
	Privacy latch - 1" x 2-1/4" square faceplate. Typical for 1-3/8" thick doors.	2-3/8"	THP-8219-F	\$0.00

COMPLETE LOCKS

STRIKES

Specify on order only if requesting an option other than the default.

STRIKES				
Default	Description	Default lip length	Specify	Price adjustment
▪	Square corner, T-strike, box, 1-1/8" x 2-3/4"	1-1/8"	10-001	\$0.00
	Square corner, T-strike, box, 1-1/8" x 2-3/4"	1"	10-001.LIP1	\$13.00
	Square corner, T-strike, box, 1-1/8" x 2-3/4"	1-1/4"	10-001.LIP1-1/4	\$13.00
	Square corner, T-strike, box, 1-1/8" x 2-3/4"	1-1/2"	10-001.LIP1-1/2	\$13.00
	Square corner, T-strike, box, 1-1/8" x 2-3/4"	1-3/4"	10-001.LIP1-3/4	\$13.00
	Square corner, T-strike, box, 1-1/8" x 2-3/4"	2"	10-001.LIP2	\$13.00
	Round corner (1/4" radius), T-strike, box 1-1/8" x 2-3/4"	1-1/8"	10-004	\$0.00
	ANSI, no box, 1-1/4" x 4-7/8"	1-3/16"	10-025.LIP1-3/16	\$0.00
	ANSI, no box, 1-1/4" x 4-7/8"	1-3/8"	10-025.LIP1-3/8	\$47.50
	ANSI, no box, 1-1/4" x 4-7/8"	1-1/2"	10-025.LIP1-1/2	\$47.50
	Square corner, full lip, no box, 1-5/8" x 2-1/4"	1-1/8"	10-026	\$0.00
	Round corner (1/4" radius), full lip, no box, 1-5/8" x 2-1/4"	1-1/8"	10-027	\$0.00
	Box for 10-001 T-Strike	-	C603-623	\$1.00



COMPLETE LOCKS DOOR DIMENSIONS

NON STANDARD DOOR THICKNESS OPTION		
Specify door thickness in to the nearest 1/8" increment.		
Description	Specify	Price adjustment
Extension kit for doors > 1 3/4" up to 2" thick, extended equally	DT[Door thickness]	\$17.90

COMPLETE LOCKS OPTIONS

BOX FOR ANSI STRIKE		
Description	Specify	Price adjustment
Plastic dust box for ANSI strike	K510-066	\$0.00

PARTS

LEVERS																	
☞ Extended factory lead time						Available finishes											
						605	606	609	612	613	619	622	625	626	629	630	643e
Standard: 01☒, 02☒, 03, 05☒, 06, 07, 12☒, 17, 18, LAT☒, LON☒, OME☒						▪	▪	▪	N/A	N/A	▪	▪	▪	▪	▪	▪	▪
Standard: ACC☒, AST☒, MER☒						▪	▪	▪	N/A	N/A	▪	▪	▪	▪	N/A	N/A	▪
M Collection: M51, M52, M53☒, M54☒, M55☒, M56☒, M61☒☒, M63☒☒, M81, M82☒, M83☒, M84☒, M85☒☒, ME1☒☒, ME2☒☒, ME3☒						▪	▪	▪	N/A	N/A	▪	▪	▪	▪	▪	▪	▪
M Collection: M57☒☒, M62☒☒						N/A	N/A	N/A	N/A	N/A	N/A	N/A	N/A	▪	▪	N/A	
Specify			Description						Standard levers		M Collection levers						
Part number	Knob/lever	Finish															
09-502	. [Lever]	. [Finish]	Lever with bushing only						\$278.00		\$293.00						

ROSES																		
						Available finishes												
						605	606	609	612	613	619	622	625	626	629	630	643e	626AM
						▪	▪	▪	N/A	N/A	▪	▪	▪	▪	▪	▪	N/A	N/A
Specify			Description						Price each									
Part number	Rose style	Finish																
09-403	. [B or C rose]	. [Finish]	Passage rose						\$110.00									
09-486	-	. [Finish]	Privacy rose, 'B' design						\$157.00									
09-459	-	. [Finish]	Privacy rose, 'C' design						\$140.00									

SPRING LATCHES																		
						Available finishes												
						605	606	609	612	613	619	622	625	626	629	630	643e	626AM
						▪	N/A	▪	▪	▪	N/A	▪	N/A	N/A	▪	▪	N/A	N/A
Specify		Description						Price each										
Part number	Finish																	
THP-8301-CH	. [Finish]	Passage latch assembly, 2-3/4" backset, 1-1/8" x 2-1/4" square faceplate. Typical for > 1-3/4" doors. Includes screws.						\$101.00										
THP-8301-CH-F	. [Finish]	Passage latch assembly, 2-3/4" backset, 1-1/8" x 2-1/4" square faceplate. Typical for > 1-3/4" doors. Includes screws. UL 20 minute fire rated.						\$106.00										
THP-8201-CH	. [Finish]	Passage latch assembly, 2-3/8" backset, 1" x 2-1/4" square faceplate. Typical for 1-3/8" doors. Includes screws.						\$101.00										
THP-8201-CH-F	. [Finish]	Passage latch assembly, 2-3/8" backset, 1" x 2-1/4" square faceplate. Typical for 1-3/8" doors. Includes screws. UL 20 minute fire rated.						\$110.00										
THP-8319-CH	. [Finish]	Privacy latch assembly, 2-3/4" backset, 1-1/8" x 2-1/4" square faceplate. Typical for > 1-3/4" doors. Includes screws.						\$101.00										
THP-8319-CH-F	. [Finish]	Privacy latch assembly, 2-3/4" backset, 1-1/8" x 2-1/4" square faceplate. Typical for > 1-3/4" doors. Includes screws. UL 20 minute fire rated.						\$110.00										
THP-8219-CH	. [Finish]	Privacy latch assembly, 2-3/8" backset, 1" x 2-1/4" square faceplate. Typical for 1-3/8" doors. Includes screws.						\$101.00										
THP-8219-CH-F	. [Finish]	Privacy latch assembly, 2-3/8" backset, 1" x 2-1/4" square faceplate. Typical for 1-3/8" doors. Includes screws. UL 20 minute fire rated.						\$110.00										

PARTS

STRIKES		Available finishes													
		605	606	609	612	613	619	622	625	626	629	630	643e	626AM	630AM
		▪	▪	▪	N/A	N/A	▪	▪	▪	▪	▪	▪	▪	▪	N/A
Specify		Description													Price each
Part number	Finish														
10-001	. [Finish]	Square corner, T-strike, box, 1-1/8" x 2-3/4", 1-1/8" lip length (standard strike)													\$21.10
10-001.1	. [Finish]	Square corner, T-strike, box, 1-1/8" x 2-3/4", 1" lip length													\$21.10
10-001.1-1/4	. [Finish]	Square corner, T-strike, box, 1-1/8" x 2-3/4", 1-1/4" lip length													\$21.10
10-001.1-1/2	. [Finish]	Square corner, T-strike, box, 1-1/8" x 2-3/4", 1-1/2" lip length													\$21.10
10-001.1-3/4	. [Finish]	Square corner, T-strike, box, 1-1/8" x 2-3/4", 1-3/4" lip length													\$21.10
10-001.2	. [Finish]	Square corner, T-strike, box, 1-1/8" x 2-3/4", 2" lip length													\$21.10
10-004	. [Finish]	Round corner (1/4" radius), T-strike, box 1-1/8" x 2-3/4", 1-1/8" lip length													\$17.00
10-025.1-3/16	. [Finish]	ANSI, no box, 1-1/4" x 4-7/8", 1-3/16" lip length													\$23.10
10-025.1-3/8	. [Finish]	ANSI, no box, 1-1/4" x 4-7/8", 1-3/8" lip length													\$66.40
10-025.1-1/2	. [Finish]	ANSI, no box, 1-1/4" x 4-7/8", 1-1/2" lip length													\$66.40
K510-066	-	Box for ANSI strike (finish not applicable)													\$10.20
10-026	. [Finish]	Square corner, full lip, no box, 1-5/8" x 2-1/4", 1-1/8" lip length													\$11.20
10-027	. [Finish]	Round corner (1/4" radius), full lip, no box, 1-5/8" x 2-1/4", 1-1/8" lip length													\$11.20
C603-623	. [Finish]	Box for 10-001 T-Strike													\$0.40

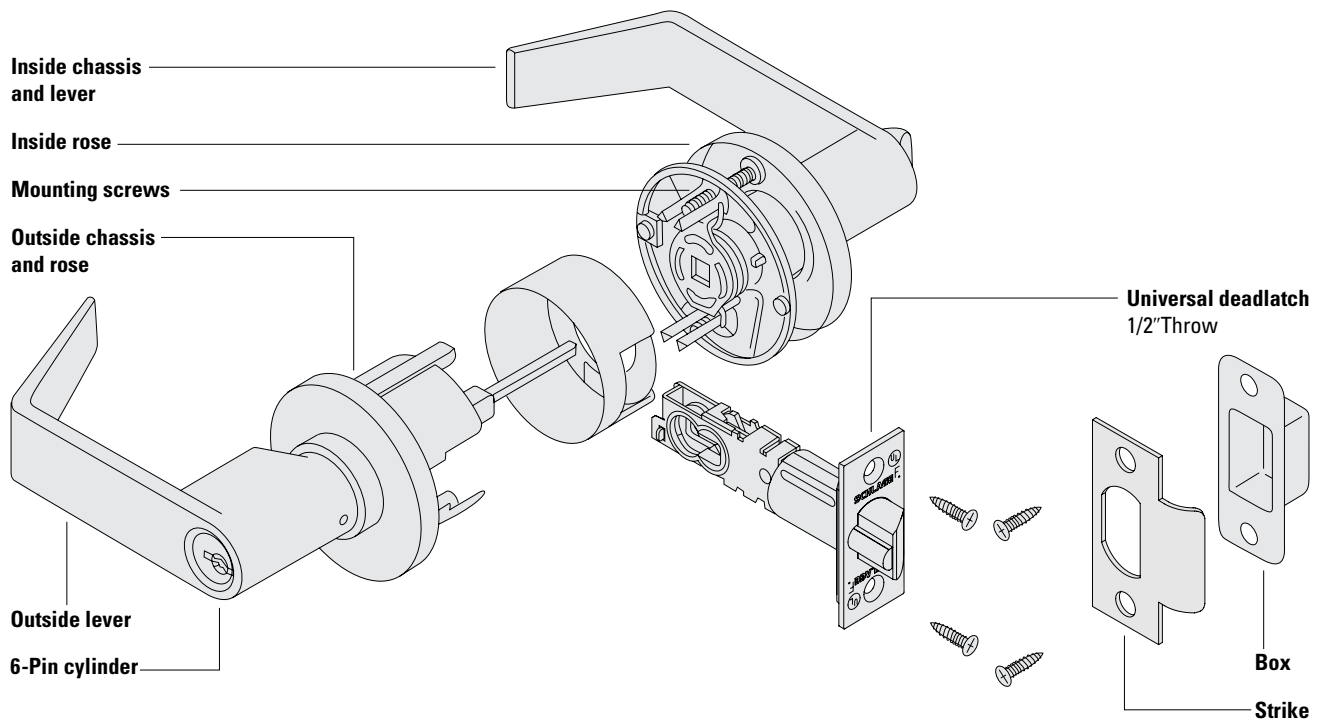
MISCELLANEOUS PARTS		Available finishes													
		605	606	609	612	613	619	622	625	626	629	630	643e	626AM	630AM
		▪	▪	▪	N/A	N/A	▪	▪	▪	▪	▪	▪	▪	▪	N/A
Specify		Description													Price each
Part number	Finish														
THP-022	. [Finish]	Privacy pin													\$32.20
THP-021	-	Privacy pin stand off (for > 1-3/4" to 2" thick doors)													\$10.20
THP-S88806-IR	-	Spindle assembly													\$32.10
L583-685	-	Latch alignment collar													\$30.10
L283-031	. [Finish]	Inside mounting plate													\$30.00
L283-340	-	Outside mounting plate assembly, 1-3/8" - 1-3/4" thick doors													\$30.10
L283-378	-	Outside mounting plate assembly, > 1-3/4" - 2" thick doors													\$68.40
L283-341	-	LT springcage													\$35.30
L583-682	-	Door plate													\$23.60
L583-684	-	Dummy springcage for LT0170 and LT0172 functions													\$47.10
L583-708	-	Wrench, pin (emergency pin for privacy function)													\$4.20
B202-517	. [Finish]	Strike and latch screws (4 screw total)													\$12.30
L583-584	. [Finish]	Mounting plate screws (requires 2 per lock)													\$5.80
F506-455	. [Finish]	Screw, combination wood/metal													\$1.00

LT SERIES

S SERIES

S SERIES

Grade 2 tubular levered lock



How to order

To order products, attribute values should be provided in the sequence shown below. Each value should be separated by a period.

Line item	Quantity	Brand	Series + Function	Cylinder type (keyed functions only)	Required for all lock orders				Latch	Strike	Strike lip length	Options				Keying		
					Outside style		Inside style					Box for ANSI strike	Screw option	Pack cylinders loose (PCL)	Buy America Act compliant	Keying code	Keyway	Pack keys independently
					Outside lever design	Outside finish	Inside lever design	Inside finish										
		1	2	3	4A	4B	5A	5B	6	7	8	9A	9B	9C	9D	10A	10B	10C

Specifying dimensions:

Dimensions should be provided with the whole number followed by a dash and then the fraction of an inch. Example: 1-3/4.

Line item number

Quantity

1 **Brand:** Required only when specifying a product Less (LLL) any attribute.

2 **Series+Function:** Series combined with function.

3 **Cylinder type:** Specify cylinder code for keyed functions.

4A **Outside lever design:** Required for all orders.

4B **Outside finish:** Required for all orders.

5A **Inside lever design:** Required only if different from the outside lever design or if specifying a product Less (LLL) any attribute.

5B **Inside finish:** Specify only if different from the outside finish or if specifying a product Less (LLL) any attribute.

6 **Latch:** Leave blank to receive the default latch. Specify part number if non-default latch is required or if specifying a product Less (LLL) any attribute.

7 **Strike:** Leave blank to received default strike. Specify part number if non-default strike is required or if specifying a product Less (LLL) any attribute.

8 **Strike lip length:** Leave blank for default strike lip length. Specify for non-default strike lip length or if specifying a product Less (LLL) any attribute. Specify with a LIP prefix followed by the lip length dimension. Example: LIP1-3/8.

9A -9D **Options:** Specify any desired options.

10A **Keying code:** Default keying code is dictated by the selected cylinder type. Leave blank for to receive the default keying code or specify for any other keying code. If ordering a product less any lock attribute, keying code must be specified.

10B **Keyway:** Default way is dictated by the selected cylinder type. Leave blank for to receive the default keyway or specify to order any other keyway. If ordering a product less any lock attribute, keying code must be specified.

10C **Pack keys independently:** Specify only when requesting that keys be packed independently.

Contents

S Series | Overview..... 271

S Series | Functions..... 274

S Series | Styles 275

S Series | Configure a product..... 276

 Cylinder adjustments278

 Style options279

 Latches.....279

 Strikes.....280

 Strike lip length.....280

 Options.....281

 Less components.....281

 Keying282

S Series | Parts.....**283**

 Levers, roses, and chassis parts 283

 Latches.....283

 Strikes.....284

 Adapters 284

 Screws.....285

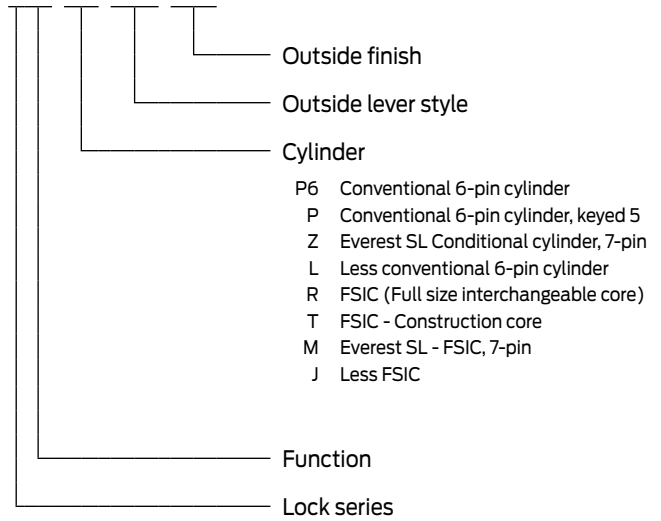
 Special parts 285

BAA/ARRA

Contact your local RSO or
Sales Rep. for ordering details

Product identification

S51 . P6 . SAT . 626



Finish codes and descriptions

BHMA code		Description
605	(US 3)	Bright Brass
606	(US 4)	Satin Brass
609	(US 5)	Antique Brass
613	(US 10B)	Oil Rubbed Bronze
619	(US15)	Satin Nickel
625	(US 26)	Bright Chrome
626	(US 26D)	Satin Chrome

Standard features



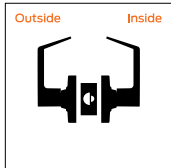
Certification	ANSI/BHMA Certified A156.2-2011, Series 4000, Grade 2, UL Listed for 3-hour fire door.
Latch	1" x 2-1/4", Square corner faceplate, 7/8" housing diameter, 1/2" throw
Strike	1-1/8" x 2-3/4", Square corner, T-strike, box
Backset	Dual backset latch, fits either 2-3/8" or 2-3/4" backsets
Cylinder	6-pin solid brass, keyed 6-pin, S123 keyway, keyed different (KD)
Door range	1-3/8" – 2" (except S40D: 1-3/8" – 1-7/8")
Keys	Two nickel silver cut keys per lock, 6-pin, S123 section

ANSI/BHMA Certified A156.2-2011, Series 4000, Grade 2, UL Listed for 3-hour fire door.

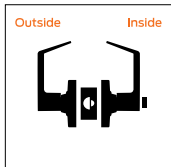
NON-KEYED LOCKS

SCHLAGE ANSI

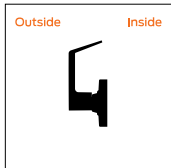
S10 F75 Passage latch
Both levers always unlocked.



S40 F76 Bath/bedroom privacy lock
Push-button locking. Can be unlocked from outside with small circular tool. Turning inside lever releases button. Closing the door does not release button.



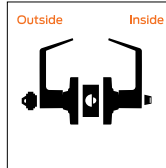
S170 Single dummy trim
Dummy trim for one side of door. Used for door pull or as matching inactive trim.



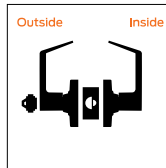
KEYED LOCKS

SCHLAGE ANSI

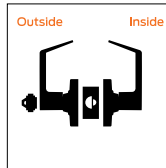
S51 F81 Entrance lock
Turn locking; pushing and turning button locks outside knob, requiring use of key until button is manually unlocked. Turn button is not ADA compliant.




S70 F84 Classroom lock
Outside lever locked and unlocked by key. Inside lever always unlocked for immediate egress.

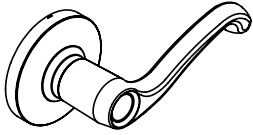


S80 F86 Storeroom lock
Outside lever fixed when locked. Latch retracted by outside lever after key is inserted and turned 90°. Inside lever always unlocked for immediate egress.

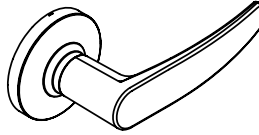


LEVER DESIGNS

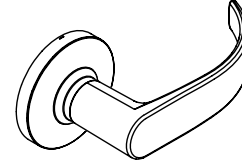
FLAIR (FLA) 
Handing required



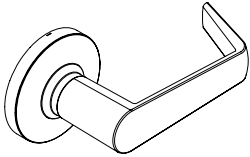
JUPITER (JUP)



NEPTUNE (NEP)



SATURN (SAT)
Tactile option: 8SA (knurled)



FINISH AVAILABILITY

		Bright Brass (605)	Satin Brass (606)	Antique Brass (609)	Satin Bronze (612)	Oil Rubbed Bronze (613)	Satin Nickel (619)	Matte Black (622)	Bright Chrome (625)	Satin Chrome (626)	Bright Stainless Steel (629)	Satin Stainless Steel (630)	Aged Bronze (643e)	Satin Chrome, Antimicrobial (626AM)	Satin Stainless Steel, Antimicrobial (630AM)	
KNOB/LEVER																
Flair	FLA	605	606	609	-	613	619	-	625	626	-	-	-	-	-	-
Jupiter	JUP	605	606	609	-	613	619	-	625	626	-	-	-	-	-	-
Neptune	NEP	605	606	609	-	613	619	-	625	626	-	-	-	-	-	-
Saturn	SAT	605	606	609	-	613	619	-	625	626	-	-	-	-	-	-
CYLINDER FINISHES																
Complete lock finish		605	606	609	-	613	619	-	625	626	-	-	-	-	-	-
Coordinating conventional cylinder																
Plug component		606	606	606	-	522	626	-	626	626	-	-	-	-	-	-
Coordinating FSIC/SFIC cylinder																
Plug (lower) component		606	606	606	-	522	626	-	626	626	-	-	-	-	-	-
Core face (upper) component		606	606	606	-	522	626	-	626	626	-	-	-	-	-	-

⌘ Extended lead time
522 is a simulated 613 finish

You can **configure and price a full range of products** using the tables and rules shown in this section.

The pricing of locks in this section includes the P6 cylinder in an open keyway (where applicable), default latch, strike and a 1-3/4" thick door. Additional modifications are available using the rules and price adjustments on the subsequent pages.

How to order:

- All applicable product attributes must be provided in the order shown below
- Each value must be separated by a period
- If requesting a product "Less (LLL)" any attribute, the entire detailed ACN must be provided
- Fractions will be written with the "/" symbol separating the numerator and the denominator (example 1/2)
- For dimensions that contain a whole number and a fraction, a hyphen "-" will be added after the whole number and before the fraction (example 2-1/2)
- For two dimensions represented together, such as length and width, the values would be separated by an "x" with no spaces
- Finishes should be listed using their BHMA finish as shown in this book

Required for all lock orders																
Brand	Series + Function	Cylinder type (keyed functions only)	Outside style		Inside style		Latch	Strike	Strike lip length	Options				Keying		
			Outside lever design	Outside finish	Inside lever design	Inside finish				Box for ANSI strike	Screw option	Pack cylinders loose (PCL)	Buy America Act compliant	Keying code	Keyway	Pack keys independently
1	2	3	4A	4B	5A	5B	6	7	8	9A	9B	9C	9D	10A	10B	10C

If ordering a product "Less (LLL)" any attribute, values for each attribute must be provided.

Specify only if different than outside style

Only required when deviating from the product's default. Specify only the deviated attribute(s).

Only required when deviating from the product's default. Specify only the deviated attribute(s).

EXAMPLE:

Strike deviates from the product default

S80 . P6 . SAT . 626 . 10-1025

2 | 3 | 4A | 4B | 7



COMPLETE LOCKS			LEVER STYLES		
<p>☞ Denotes a product that requires handing to be specified</p> <p>Split finishes and designs will be priced at the highest list price of the design and/or finish.</p> <p>Keyed function pricing based on P6 cylinder with open S123 keyway. See adjacent page for additional cylinder and keyway options.</p>			FLA ☞	FLA ☞	FLA ☞
			JUP	JUP	JUP
			NEP	NEP	NEP
			SAT	SAT	SAT
			FINISHES		
<p>SERIES +</p> <p>FUNCTION CYL DESCRIPTION</p>			626	605, 606 ☞, 609 ☞, 619, 625	613
NON-KEYED FUNCTIONS					
S10	Passage latch		\$325.00	\$337.00	\$355.00
S40	Bath/bedroom privacy lock		\$401.00	\$413.00	\$431.00
S170	Single dummy trim		\$152.00	\$158.00	\$167.00
KEYED FUNCTIONS					
S51	P6	Entrance lock	\$509.00	\$521.00	\$539.00
S70	P6	Classroom lock	\$509.00	\$521.00	\$539.00
S80	P6	Storeroom lock	\$509.00	\$521.00	\$539.00

☞ Extended lead time





COMPLETE LOCKS

CYLINDER ADJUSTMENTS

Keyed locks on the previous pages are priced including the P6 cylinder with open keyway. Provided below are pricing adjustments based on other available cylinder types. For Primus and Primus XP cylinders, order lock less cylinder and order the Primus or Primus XP cylinder separately.

For complete details on cylinders, tailpieces, keying and keys, including cylinders sold separate, see the [Cylinders](#) and [Keys](#) sections at the back of this book.

CYLINDER ADJUSTMENTS			
Restricted keyways include: Everest 29 R and T keyways, Everest B and D keyways and Classic (Reverse/Quad/Numbered) keyways			
Description	Specify	Price adjustment	
		Open	Restricted
Conventional 6-pin cylinder	P6	\$0.00	\$31.00
Conventional 6-pin cylinder, keyed 5	P	\$0.00	\$31.00
Everest SL Conventional Cylinder, 7-pin	Z	N/A	\$31.00
Less conventional cylinder	L	-\$94.00	
Conventional Primus/Primus XP cylinder	Order separately (Restricted keyways only, see Cylinders section)		
FSIC (Full size interchangeable core) ¹	R	\$46.00	\$77.00
FSIC – Construction Core ²	T	\$46.00	N/A
Everest SL - FSIC, 7-pin	M	N/A	\$77.00
Less FSIC	J	-\$60.00	
Full size interchangeable Primus/Primus XP core	Order separately (Restricted keyways only, see Cylinders section)		

¹ Extended lead time

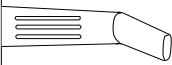
FSIC is not available on Flair lever.

Construction cores (T) have an additional handling charge 50-231.

COMPLETE LOCKS

STYLE OPTIONS

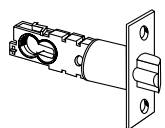
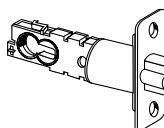
Specify on order only if requesting an option other than the default.

		MILLED PATTERN	OPTIONAL	
			Specify	Price adjustment per lever
TACTILE WARNING				
Saturn tactile lever	Milled	8SA	\$75.00	

COMPLETE LOCKS

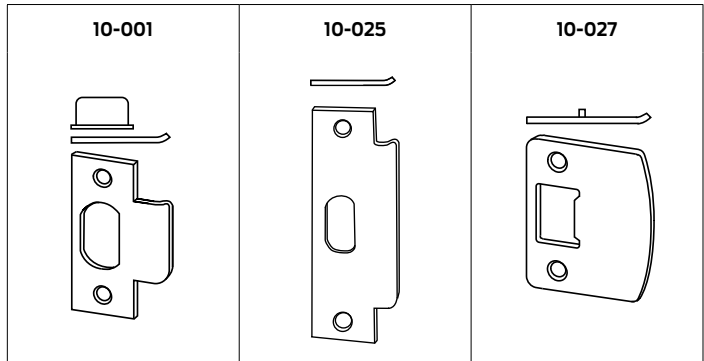
LATCHES

Specify on order only if requesting an option other than the default.

LATCH				
				
LATCHES				
Default	Faceplate description	Backset	Specify	Price adjustment
▪	1" x 2-1/4" square corner (includes A501-878 latch adapter for 1-1/8" prep and G506-815 sleeve for 1" housing)	Adjustable 2-3/8" or 2-3/4"	16-203	\$0.00
	1" x 2-1/4" round corner (1/4" radius)	Adjustable 2-3/8" or 2-3/4"	16-204	\$0.00
	1" x 2-1/4" square corner (includes A501-897 latch adapter for 1-1/8" prep and G506-815 sleeve for 1" housing)	5"	16-132	\$15.60

COMPLETE LOCKS STRIKES

Specify on order only if requesting an option other than the default.



STRIKES				
Default	Description	Default lip length	Specify	Price adjustment
▪	Square corner, T-strike, box, 1-1/8" x 2-3/4"	1-1/8"	10-001	\$0.00
	1/4" Radius round corner, T-strike, box, 1-1/8" x 2-3/4"	1-1/8"	10-004	\$0.00
	ANSI, no box, 1-1/4" x 4-7/8"	1-3/16"	10-025	\$0.00
	Square corner, full lip, no box, 1-5/8" x 2-1/4"	1-1/8"	10-026	\$0.00
	1/4" Radius round corner, full lip, no box, 1-5/8" x 2-1/4"	1-1/8"	10-027	\$0.00

COMPLETE LOCKS STRIKE LIP LENGTH

Specify on order only if requesting an option other than the default.

OPTIONAL STRIKE LIP LENGTH			
Selected strike	Optional lip length	Specify	Price adjustment
10-001	1"	LIP1	\$11.40
10-001	1-1/4"	LIP1-1/4	\$11.40
10-001	1-1/2"	LIP1-1/2	\$11.40
10-001	1-3/4"	LIP1-3/4	\$11.40
10-001	2"	LIP2	\$11.40
10-025	1-3/8"	LIP1-3/8	\$44.00
10-025	1-1/2"	LIP1-1/2	\$44.00



COMPLETE LOCKS OPTIONS

BOX FOR ANSI STRIKE		
Description	Specify	Price adjustment
Plastic dust box for ANSI strike	K510-066	\$0.00
PACK CYLINDERS LOOSE		
Description	Specify	Price adjustment
Pack Cylinders loose in box	PCL	\$0.00
SCREW OPTIONS		
Description	Specify	Price adjustment
Standard screws	SCRSTD	\$0.00
Tamper resistant Torx® screws for latch and strike	TORX	\$32.90
BUY AMERICA ACT		
Description	Specify	Price adjustment
Buy America Act Compliant	BAA	\$25.00

COMPLETE LOCKS LESS COMPONENTS

Deductions are applied to complete lock prices. When requesting a product “Less (LLL)” any attribute, the entire detailed ACN must be provided.

LOCKS LESS COMPONENTS		
Description	Specify	Price adjustment
Less deadlatch	LLL	-\$33.20
Less strike	LLL	-\$7.50



COMPLETE LOCKS KEYING

Specify on order only if requesting an option other than the default. Control keys are not furnished with locks and must be purchased separately. See [Keys section](#) at the back of this book.

For complete details on cylinders, tailpieces, keying and keys, see the [Cylinders](#) and [Keys](#) sections at the back of this book.

KEYING		Default	Optional	Default	Optional	Default	Optional	Default	Optional	Default	Optional
Specify	Description	P6	P	Z	R	T	M				
KD	Keyed different	▪	▪								
KA-0BIT	Keyed alike 0 bitted		▪								
KA-1BIT	Keyed alike 1 bitted				▪						
KAGRP	Keyed alike by group		▪			▪					
KAQTY	Keyed alike by qty		▪								
KEYSPECIFIC	Keyed alike to specific combination (Keys must be ordered separately)		▪			▪					
MK	Master keyed		▪	▪		▪				▪	
SPLIT	Split key construction keyed		▪								
RCK	Lost ball construction keyed				▪						
RMK	Residential master keyed				▪						
RCK/RMK	Lost ball construction keyed and res. master keyed				▪						
ICC	FSIC construction keyed, (default)							▪			
ICA	FSIC construction keyed, (if specified)								▪		
ICB	FSIC construction keyed, (if specified)								▪		
BRN	SFIC construction keyed, Brown (default)										
GRN	SFIC construction keyed, Green (if specified)										

KEYWAY									
Specify keyway	Keyway family	Default keyway		P6	P	Z	R	T	M
		Non-masterkeyed	Masterkeyed						
[]	Everest 29 S (Open) Default if not specified	S123	S145	▪			▪		
[]	Obverse (Open)	C	E	▪	▪		▪	▪	
[]	Everest C (Open)	C123	C145	▪			▪		
[]	Everest D (Restricted)	D123	D145	▪			▪		
[]	Everest 29 T (Restricted)	T123	T145	▪			▪		
[]	Quad (Restricted)	Customer directed		▪			▪		
[]	Numbered (Restricted)	Customer directed		▪			▪		
[]	Reverse (Restricted)	Customer directed		▪			▪		
[]	Everest B (Restricted)	N/A	B125			▪			▪
[]	Everest 29 R (Restricted)	N/A	R125			▪			▪

For a complete list of keying related charges, see the [Cylinders](#) and [Keys](#) sections at the back of this book. Keys must be ordered separately for all construction keyed options.

PARTS

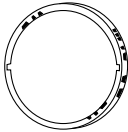


LEVERS, ROSES, AND CHASSIS PARTS			Available finishes													
			605	606	609	612	613	619	622	625	626	629	630	643e	626AM	630AM
			▪	▪	∞	N/A	▪	N/A	N/A	▪	▪	N/A	N/A	N/A	N/A	N/A
Inside chassis and lever assembly, inside rose																
Specify			Description	Price each												
Part number	Lever style	Finish														
68-011	. [Lever]	. [Finish]	Inside chassis and lever assembly for S10, S70, S80 function.	\$172.00												
68-012	. [Lever]	. [Finish]	Inside chassis and lever assembly for the S40 function.	\$188.00												
68-013	. [Lever]	. [Finish]	Inside chassis and lever assembly for the S51 function.	\$188.00												
08-021	. [Lever]	. [Finish]	Rose for inside chassis and lever assembly	\$42.00												
Outside chassis, rose and lever (NON-KEYED)																
Specify			Description	Price each												
Part number	Lever style	Finish														
68-001	. [Lever]	. [Finish]	Outside chassis, rose and lever assembly for the S10 function.	\$168.00												
68-002	. [Lever]	. [Finish]	Outside chassis, rose and lever assembly for the S40 function	\$168.00												
Outside chassis and rose (KEYED)																
Specify			Description	Price each												
Part number	Lever style	Finish														
68-003	. [Lever]	. [Finish]	Outside chassis and rose assembly for S51 and S70 function. Lever not included.	\$129.00												
68-004	. [Lever]	. [Finish]	Outside chassis and rose assembly for S80 function. Lever not included.	\$129.00												
Outside keyed lever, standard cylinder																
Specify			Description	Price each												
Part number	Lever style	Finish														
08-020	. [Lever]	. [Finish]	Outside lever for use with standard cylinder.	\$120.00												
Outside keyed lever, interchangeable core, and related parts																
Specify			Description	Price each												
Part number	Lever style	Finish														
08-027	. [Lever]	. [Finish]	Full size core lever - SAT, NEP, JUP only	\$120.00												
08-030	. [Lever]	. [Finish]	Full size core lever, driver, retainer (converts PD to JD) - SAT, NEP, JUP only	\$146.00												
S605-241	-	-	Full size core retainer	\$6.40												
S605-242	-	-	Full size core driver	\$14.50												
S605-194	-	-	Lever insert for FSIC	\$6.10												

LATCHES			Available finishes													
			605	606	609	612	613	619	622	625	626	629	630	643e	626AM	630AM
			▪	▪	∞	N/A	▪	N/A	N/A	▪	▪	N/A	N/A	N/A	N/A	N/A
Specify		Description	Price each													
Part number	Finish															
16-203	. [Finish]	Adjustable 2-3/8" or 2-3/4" backset, 1" x 2-1/4" square corner, standard latch (includes A501-878 latch adapter for 1-1/8" prep and G506-815 sleeve for 1" housing)	\$56.20													
16-204	. [Finish]	Adjustable 2-3/8" or 2-3/4" backset, 1" x 2-1/4" round corner (1/4" radius)	\$56.20													
16-132	. [Finish]	5" backset, 1" x 2-1/4" square corner (includes A501-897 latch adapter for 1-1/8" prep and G506-815 sleeve for 1" housing)	\$70.10													
39-030	. [Finish]	Rabbeted latch and strike kit, 605 and 626 finish only (adapts square corner and 2-3/4" high square corner strikes to 1/2" rabbeted door and frame preps)	\$86.50													

CYLINDRICAL
DEADBOLTS
MORTISE
MULTIPOINT
INTERCONNECT
TUBULAR
SPECIALTY
PORTABLE
CYLINDERS / KEYS
TOOLS / KITS
MERCHANDISING
FORMS

PARTS

STRIKES		Available finishes													
		605	606	609	612	613	619	622	625	626	629	630	643e	626AM	630AM
		▪	▪	∞	N/A	▪	N/A	N/A	▪	▪	N/A	N/A	N/A	N/A	N/A
Specify															
Part number	Finish	Description												Price each	
10-001	. [Finish]	Square corner, T-strike, box, 1-1/8" x 2-3/4", 1-1/8" lip length (standard strike)												\$21.10	
10-001.1	. [Finish]	Square corner, T-strike, box, 1-1/8" x 2-3/4", specify lip length												\$21.10	
10-001.1-1/4	. [Finish]	Square corner, T-strike, box, 1-1/8" x 2-3/4", specify lip length												\$21.10	
10-001.1-1/2	. [Finish]	Square corner, T-strike, box, 1-1/8" x 2-3/4", specify lip length												\$21.10	
10-001.1-3/4	. [Finish]	Square corner, T-strike, box, 1-1/8" x 2-3/4", specify lip length												\$21.10	
10-001.2	. [Finish]	Square corner, T-strike, box, 1-1/8" x 2-3/4", specify lip length												\$21.10	
10-004	. [Finish]	Round corner (1/4" radius), T-strike, box 1-1/8" x 2-3/4", 1-1/8" lip length												\$17.00	
10-025.1-3/16	. [Finish]	ANSI, no box, 1-1/4" x 4-7/8", 1-3/16" lip length												\$23.10	
10-025.1-3/8	. [Finish]	ANSI, no box, 1-1/4" x 4-7/8", 1-3/8" lip length												\$66.40	
K510-066	-	Box for ANSI strike												\$10.20	
10-026	. [Finish]	Square corner, full lip, no box, 1-5/8" x 2-1/4", 1-1/8" lip length												\$11.20	
10-027	. [Finish]	Round corner (1/4" radius), full lip, no box, 1-5/8" x 2-1/4", 1-1/8" lip length												\$11.20	

ADAPTERS		Available finishes													
		605	606	609	612	613	619	622	625	626	629	630	643e	626AM	630AM
		▪	▪	∞	N/A	▪	N/A	N/A	▪	▪	N/A	N/A	N/A	N/A	N/A
38-018		A501-878				G506-815									
															
Specify		Description												Price each	
Part number	Finish														
38-018	. [Finish]	Thin door extension ring (2 required per lock)												\$19.40	
A501-878	-	Latch front adapter (use with 1" faceplate in 1-1/8" door prep). Order in multiples of 100.												\$1.00	
G506-815	-	1" long latch housing sleeve to adapt 7/8" diameter housing to 1" bore.												\$10.40	

PARTS

SCREWS PFH = Phillips Flat Head RPH = Round Phillips Head		Available finishes													
		605	606	609	612	613	619	622	625	626	629	630	643e	626AM	630AM
		▪	▪	∞	N/A	▪	N/A	N/A	▪	▪	N/A	N/A	N/A	N/A	N/A
Individual screws															
Specify		Description	Price each												
Part number	Finish														
C603-256	. [Finish]	ANSI Strike screws, PFH combo, 12-24 x 1" (order multiples of 100)	\$1.50												
C603-897	. [Finish]	Latch or standard strike screws, PFH combo, 8-32 x 3/4" (order multiples of 100)	\$1.40												
F506-278	-	Mounting screws, RPH Machine, 8-32 x 1-1/2" (order multiples of 100)	\$1.70												
F506-237	-	Mounting screws, wood, #8 x 3/4" (order multiples of 100)	\$1.20												
Screw packs															
Specify		Description	Price each												
Part number	Finish														
S306-180	-	Mounting screws, S170	Contains: (2) S506-960 \$7.70												
S306-182	. [Finish]	Mounting screws, latch and strike	Contains: (2) F506-278 (4) C603-897 (1) M504-271 \$17.70												
S306-183	. [Finish]	Mounting screws, latch and ANSI strike	Contains: (2) F506-278 (4) C603-256 (2) C603-897 (1) M504-271 \$17.70												
Torx Screw Packs															
Torx screw packs are furnished with the appropriate T-xx installation tool(s)															
C203-311	. [Finish]	Latch and standard strike	Contains: (4) C503-766 (T-15) \$32.00												
C203-312	. [Finish]	Latch and ANSI strike	Contains: (2) C503-766 (T-15) (2) L583-371 (T-20) \$32.00												

SPECIAL PARTS ∞ Extended lead time		Available finishes													
		605	606	609	612	613	619	622	625	626	629	630	643e	626AM	630AM
		▪	▪	∞	N/A	▪	N/A	N/A	▪	▪	N/A	N/A	N/A	N/A	N/A
Specify		Description	Price each												
Part number	Lip length														
XQ07-351	-	10-025 strike, 7/8" flat lip	\$64.40												
XQ07-351	. [lip length]	10-025 strike, lips through 6" (except 7/8", 1-3/16", 1-3/8" and 1-1/2")	\$324.00												

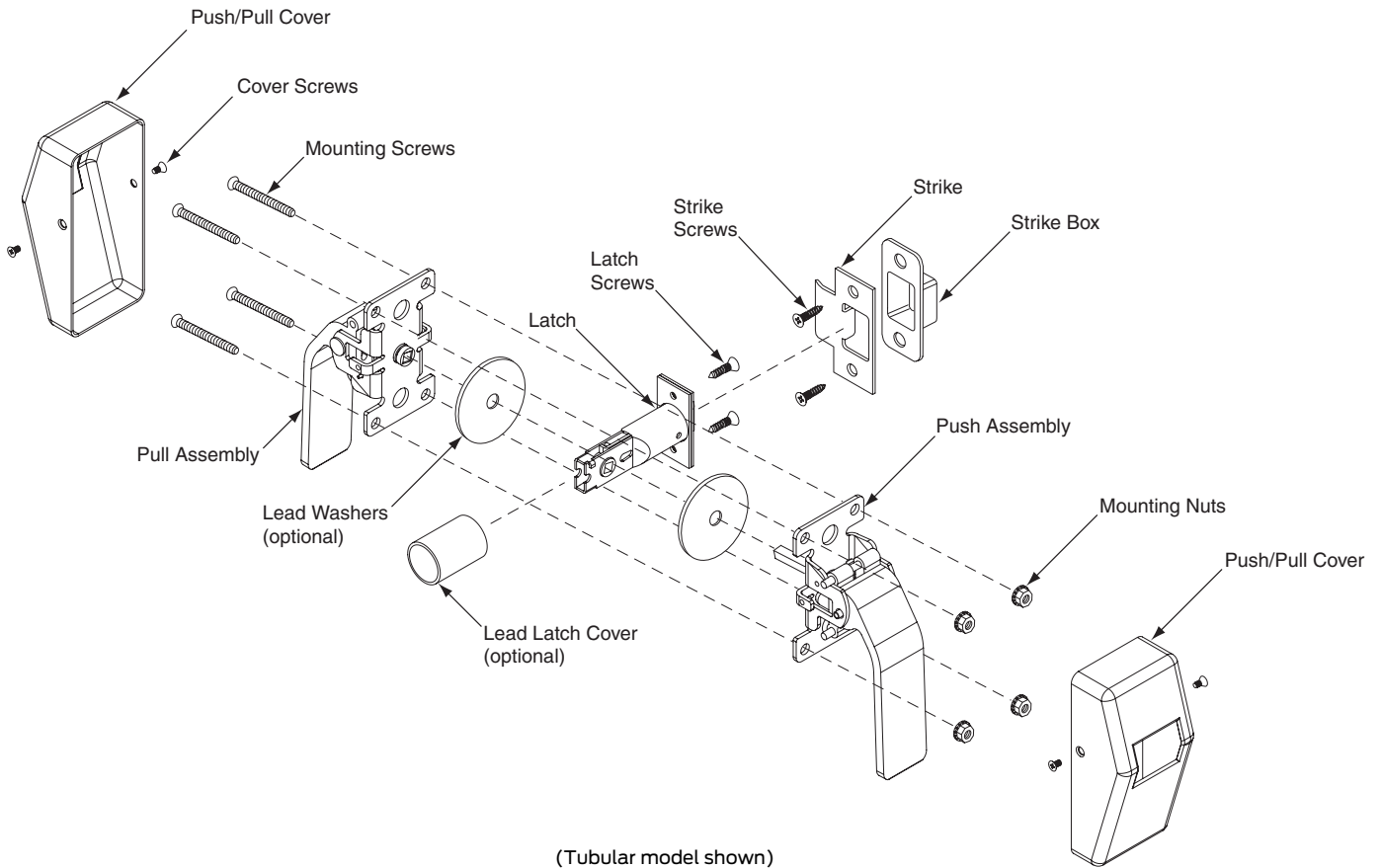
CYLINDERS AND KEYS
Cylinders and keys sold separate can be found in the [Cylinders](#) and [Keys](#) sections at the back of this book.



this page intentionally blank

HL6/PL7/PL8 SERIES

Hospital latch, tubular and mortise



(Tubular model shown)

How to order

- All applicable product attributes must be provided in the order shown below
- Each value must be separated by a period
- Fractions will be written with the “/” symbol separating the numerator and the denominator (example 1/2)
- For dimensions that contain a whole number and a fraction, a hyphen “-” will be added after the whole number and before the fraction (example 2-1/2)
- For two dimensions represented together, such as length and width, the values would be separated by an “x” with no spaces
- Finishes should be listed using their BHMA finish as shown in this book
- Split finishes and designs will be priced at the highest list price of the design and/or finish

Line item	Quantity	Required for all lock orders										Options		
		Series + Function	Backset	Outside finish	Inside finish	Brass base material for 626 finish	Request to exit (RX)	Push only latch or Pull only latch	Engraving	Strike	Strike lip length	Lead lining	Screw	Indicator
		1	2	3A	3B	4	5	6	7	8A	8B	9A	9B	9C

Specifying dimensions:

Dimensions should be provided with the whole number followed by a dash and then the fraction of an inch. Example: 1-3/4.

Line item number

Quantity

- 1** **Series+Function:** Series combined with function.
- 2** **Backset:** Specify for tubular lock orders.
- 3A** **Outside finish:** Required for all orders.
- 3B** **Inside finish:** Specify only if different from the outside finish or if specifying a product Less (LLL) any attribute.
- 4** **Brass base material for 626 finish:** Optional.
- 5** **Request to exit (RX):** Optional on electrified HL6 mortise functions.
- 6** **Push only latch or Pull only latch:** Optional.
- 7** **Engraving:** Optional.
- 8A** **Strike:** Leave blank to received default strike. Specify part number if non-default strike is required.
- 8B** **Strike lip length (mortise only, standard strike only):** Leave blank to receive default strike lip length. Specify if other length is desired. Available strike lip lengths: 7/8", 1", 1-1/2", 1-3/4", 2".
- 9A-9C** **Options:** Specify any desired options.

Contents

HL Series Overview	287
HL Series Functions	290
HL Series Configure a lock.....	292
Tubular (bored) hospital latch	292
Push/pull mortise lock combination.....	293
Options and engraving	294
Engraving guide	295
HL Series Parts.....	296
Tubular (bored) paddle assemblies - Non-engraved	296
Tubular (bored) paddle assemblies - Engraved	297
Mortise paddle assemblies - Non-engraved	298
Mortise paddle assemblies - Engraved	298
Cover assemblies	298
Strikes	299
Latchbolts	299
Screw packs.....	300
Mortise lock components.....	300

BAA/ARRA

Contact your local RSO or
Sales Rep. for ordering details

Finish codes and descriptions

BHMA code		Description
605	(US 3)	Bright Brass
606	(US 4)	Satin Brass
612	(US 10)	Satin Bronze
613	(US 10B)	Oil Rubbed Bronze
625	(US 26)	Bright Chrome
626	(US 26D)	Satin Chrome
626AM		Satin Chrome, Antimicrobial
629	(US 32)	Bright Stainless Steel
630	(US32D)	Satin Stainless Steel
630AM		Satin Stainless Steel, Antimicrobial

Standard features

Certification	Tubular (bored): UL Listed for 3-hour fire door, 4.0' x 8.0' Mortise: UL listed for 3-hour fire door, 4.0' x 10.0'
Latchbolt	Tubular (bored): 1/2" throw brass Mortise: 3/4" throw stainless steel
Backset	Tubular (bored): specify as 2-3/4", 3-3/4", 5", 7" Mortise: 2-3/4" only
Door range	1-3/4" only
Keys	Two nickel silver cut keys per lock, 6-pin, S123 section



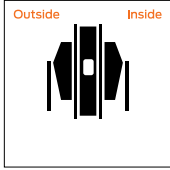
TUBULAR (BORED)

SCHLAGE

HL6

Passage

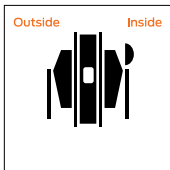
Latchbolt retracted by paddle from either side
Inside paddle always free for immediate egress



PL7

Privacy, push-side thumbturn

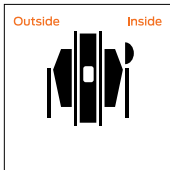
Latchbolt retracted by paddle from either side unless outside locked by inside thumbturn or outside cointurn. Actuating inside paddle, rotating inside thumbturn or outside cointurn unlocks door. Inside paddle always free for immediate egress.



PL8

Privacy, pull-side thumbturn

Latchbolt retracted by paddle from either side unless outside locked by inside thumbturn or outside cointurn. Actuating inside paddle, rotating inside thumbturn or outside cointurn unlocks door. Inside paddle always free for immediate egress.



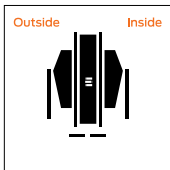
MORTISE

SCHLAGE ANSI

HL6-9010 F01

Passage latch

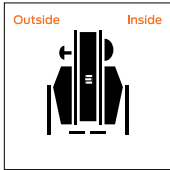
Latchbolt retracted by paddle from either side at all times. Inside paddle is always free for immediate egress.



HL6-9040 F22

Bath/bedroom privacy lock

Latchbolt retracted by paddle from either side unless outside is locked by inside thumbturn. Actuating inside paddle or closing door unlocks outside paddle. To unlock from outside, remove emergency button, insert emergency thumbturn (furnished) in access hole and rotate. Inside paddle is always free for immediate egress.



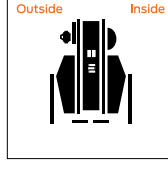
MORTISE

SCHLAGE ANSI

HL6-9050 F04

Entrance/office lock

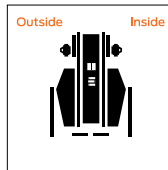
Latchbolt retracted by paddle from either side unless outside is made inoperative by key outside or by turning inside thumbturn. When outside is locked, latchbolt is retracted by key outside or by paddle inside. Outside paddle remains locked until thumbturn is returned to vertical position or unlocked by key. Auxiliary latch deadlocks latchbolt when door is closed. Inside paddle is always free for immediate egress.



HL6-9060 F09

Apartment entrance lock

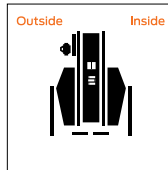
Latchbolt retracted by paddle from either side unless outside is locked by key from inside. When locked, latchbolt retracted by key outside or paddle inside. Auxiliary latch deadlocks latchbolt when door is closed. Inside paddle is always free for immediate egress.



HL6-9070 F05

Classroom lock

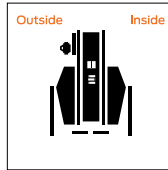
Latchbolt retracted by paddle from either side unless outside is locked by key. Unlocked from outside by key. Auxiliary latch deadlocks latchbolt when door is closed. Inside paddle is always free for immediate egress.



HL6-9080 F07

Storeroom lock

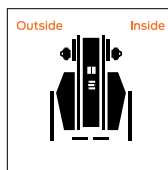
Latchbolt retracted by key outside or by paddle inside. Outside paddle always inoperative. Auxiliary latch deadlocks latchbolt when door is closed. Inside paddle is always free for immediate egress.



HL6-9082 F30

Institution lock

Latchbolt retracted by key from either side. Paddle on both sides always inoperative. Auxiliary latch deadlocks latchbolt when door is closed.



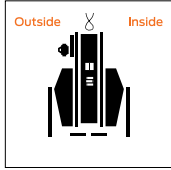
Caution: Double cylinder locks on residences and any door in any structure which is used for egress are a life safety hazard in times of emergency and their use is not recommended. Installation should be in accordance with existing codes only.

MORTISE

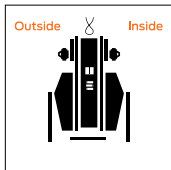
SCHLAGE ANSI

**HL6-9092EL
HL6-9092EU**
Electrically locking/unlocking outside lever, outside cylinder

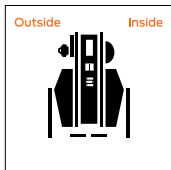
Outside paddle continuously locked (EL) or unlocked (EU) by 12 or 24V DC. Latchbolt retracted by key outside or paddle inside. Auxiliary latch deadlocks latchbolt when door is closed. Inside lever always free for immediate egress.


**HL6-9095EL
HL6-9095EU**
Electrically locking/unlocking both levers, inside and outside cylinder

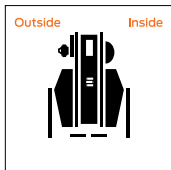
Inside and outside paddle continuously locked (EL) or unlocked (EU) by 12 or 24V DC. Latchbolt retracted by key inside or outside. Auxiliary latch deadlocks latchbolt when door is closed.


HL6-9453 F20
Entrance/office lock with deadbolt

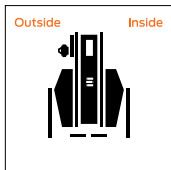
Latchbolt retracted by paddle from either side unless outside is locked by 20° rotation of thumbturn. Deadbolt thrown or retracted by 90° rotation of thumbturn. When locked, key outside or paddle inside retracts deadbolt and latchbolt simultaneously. Outside paddle remains locked until thumbturn is restored to vertical position. Throwing deadbolt automatically locks outside paddle. Auxiliary latch deadlocks latchbolt when door is closed. Inside paddle is always free for immediate egress.


HL6-9456
Corridor lock

Latchbolt retracted by paddle from either side. Deadbolt actuation by key or thumbturn rotation. Throwing deadbolt locks outside paddle. Actuating inside paddle retracts both deadbolt and latchbolt and unlocks outside paddle. Inside paddle always free for immediate egress.


HL6-9465
Closet/storeroom lock

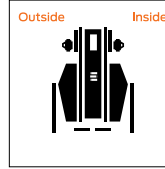
Latchbolt retracted by paddle from either side. Deadbolt thrown or retracted by key outside.


MORTISE

SCHLAGE ANSI

HL6-9466 F14
Store/utility room lock

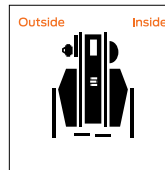
Latchbolt retracted by paddle from either side. Deadbolt thrown or retracted by key from either side.



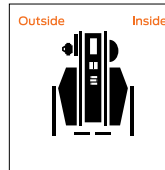
Caution: Double cylinder locks on residences and any door in any structure which is used for egress are a life safety hazard in times of emergency and their use is not recommended. Installation should be in accordance with existing codes only.

HL6-9473 F21
Dormitory/bedroom lock

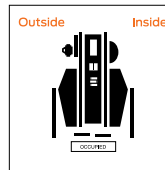
Latchbolt retracted by paddle from either side. Deadbolt thrown or retracted by key outside or thumbturn inside.


HL6-9485
Faculty restroom/hotel lock

Latchbolt retracted by outside key or inside paddle. Outside paddle always fixed. Deadbolt actuation by thumbturn. When deadbolt is thrown, all keys become inoperative except emergency key. Inside paddle retracts both deadbolt and latchbolt. Auxiliary latch deadlocks latchbolt when door is closed. Inside lever always free for immediate egress.


HL6-9486
Faculty restroom/hotel lock with 09-611 indicator


Adds 09-611 "Do Not Disturb" indicator to HL6-9485. Specify L583-375 for "Occupied". Note: This is the "old style" indicator, not the 180° indicator.



COMPLETE LOCKS TUBULAR (BORED) HOSPITAL LATCH


- 626 finish defaults to zinc paddles unless specified with 'B' (Brass) option. All other finishes use brass or stainless steel paddles.
- Split finishes and designs will be priced at the highest list price of the design and/or finish.

COMPLETE LOCKS		FINISHES		
SERIES + FUNCTION	DESCRIPTION	626	605, 606, 612, 625	613, 629, 630
HL6 PUSH/PULL LATCH				
HL6-2	Push/pull latch - 2-3/4" backset	\$523.00	\$535.00	\$553.00
HL6-3	Push/pull latch - 3-3/4" backset	\$523.00	\$535.00	\$553.00
HL6-5	Push/pull latch - 5" backset	\$523.00	\$535.00	\$553.00
HL6-7	Push/pull latch - 7" backset	\$597.00	\$609.00	\$627.00
PL7 AND PL8 PRIVACY FUNCTION PUSH/PULL LATCH				
PL7-2	Push side thumbturn - 2-3/4" backset	\$682.00	\$694.00	\$712.00
PL7-3	Push side thumbturn - 3-3/4" backset	\$682.00	\$694.00	\$712.00
PL7-5	Push side thumbturn - 5" backset	\$682.00	\$694.00	\$712.00
PL7-7	Push side thumbturn - 7" backset	\$759.00	\$771.00	\$789.00
PL8-2	Pull side thumbturn - 2-3/4" backset	\$682.00	\$694.00	\$712.00
PL8-3	Pull side thumbturn - 3-3/4" backset	\$682.00	\$694.00	\$712.00
PL8-5	Pull side thumbturn - 5" backset	\$682.00	\$694.00	\$712.00
PL8-7	Pull side thumbturn - 7" backset	\$759.00	\$771.00	\$789.00

COMPLETE LOCKS
PUSH/PULL MORTISE LOCK COMBINATION


- Schlage L Series mortise lock Included.
- Cylinders must be ordered separate.
- 626 finish defaults to zinc paddles unless specified with 'B' (Brass) option. All other finishes use brass or stainless steel paddles.
- On functions with cylinders, handles must be mounted in down position on key side or horizontally on both sides.
- On functions with thumbturns, handles must be mounted in the horizontal or down position.
- 2-3/4" backset only.
- ASA strike furnished with all units. Bent-tab strike optional.
- Standard strike lip length on the default 10-072 strike is 1-3/16". Optional lip lengths available, specify on order (7/8", 1", 1-1/2", 1-3/4", 2").
- CON-6W comes standard with HL6-909x functions.
- Split finishes and designs will be priced at the highest list price of the design and/or finish.

COMPLETE LOCKS		FINISHES		
SERIES + FUNCTION	DESCRIPTION	626	605, 606, 612, 625	613, 630
HL6 - MORTISE HOSPITAL LATCH				
HL6-9010	Passage function	\$1,428.00	\$1,440.00	\$1,458.00
HL6-9040 ¹	Privacy function	\$1,494.00	\$1,506.00	\$1,524.00
HL6-9050 ¹	Office/inner entry function	\$1,494.00	\$1,506.00	\$1,524.00
HL6-9060	Apartment entrance function	\$1,428.00	\$1,440.00	\$1,458.00
HL6-9070	Classroom function	\$1,428.00	\$1,440.00	\$1,458.00
HL6-9080	Storeroom function	\$1,428.00	\$1,440.00	\$1,458.00
HL6-9082	Institution function	\$1,428.00	\$1,440.00	\$1,458.00
HL6-9092EL/EU	Storeroom function with electric locking or unlocking	\$2,486.00	\$2,498.00	\$2,516.00
HL6-9095EL/EU	Institution function with electric locking or unlocking	\$2,486.00	\$2,498.00	\$2,516.00
HL6-9453 ¹	Entrance function	\$1,494.00	\$1,506.00	\$1,524.00
HL6-9456 ¹	Dormitory exit function	\$1,494.00	\$1,506.00	\$1,524.00
HL6-9465	Closet/storeroom function	\$1,494.00	\$1,506.00	\$1,524.00
HL6-9466	Store/utility function	\$1,494.00	\$1,506.00	\$1,524.00
HL6-9473 ¹	Dorm bedroom function	\$1,494.00	\$1,506.00	\$1,524.00
HL6-9485 ¹	Faculty restroom/hotel lock	\$1,494.00	\$1,506.00	\$1,524.00
HL6-9486 ¹	Faculty restroom/hotel lock	\$1,494.00	\$1,506.00	\$1,524.00
HL6 MORTISE PADDLES ONLY / LESS MORTISE LOCK				
HL6-9000RK	Mortise paddles only / less mortise lock (not compatible with L9095 electrified option)	\$614.00	\$626.00	\$644.00
HL6-9000RK-95	Mortise paddles only / less mortise lock (specific to L9095 electrified option)	\$614.00	\$626.00	\$644.00
HL6 PULL LATCH FOR VON DUPRIN				
HL6Q-7500	HL6Q-7500 pull latch for Von Duprin Exit Device. Includes 800123 screw pack. Please specify finish on the order.	\$399.00	\$411.00	\$429.00

¹ Thumbturn functions



COMPLETE LOCKS

OPTIONS AND ENGRAVING

CYLINDERS

Cylinders are not included with mortise push-pull latches and must be ordered separate.
See pages 338 (standard cylinder), 334 (FSIC), and 338 (SFIC) for pricing and ordering information.

OPTIONS AND ENGRAVING

Specify	Description	Price adjustment	
		Tubular	Mortise
A	ASA strike, ANSI 115.1 (1-1/4" x 4-7/8"), when ordered with latch	\$0.00	N/A
AS	Both standard and ASA strikes	\$45.10	N/A
B	Brass base material on 626	\$83.60	\$83.60
BT	Bent Tab for Mortise Lock Strike	N/A	\$97.20
EI-E6	Engraved push and pull	\$83.60	\$83.60
EN	Pull only latch	-\$103.00	-\$236.00
EO	Push only latch	-\$103.00	-\$236.00
LL	Lead lining (Must be specified as part of complete lock. Lead Lining not sold as stand alone part.)	\$156.00	\$762.00
RX	Request to Exit (RX) option for HL6-9092 or HL6-9095	N/A	\$273.00
SOC	Pin-in-socket security screws	\$45.60	\$45.60
AM	Available on 626 (Satin Chrome), specify finish as 626AM and 630 (Satin Stainless Steel), specify finish as 630AM	\$76.50	\$76.50

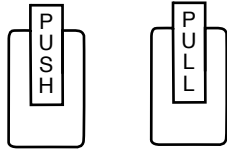
COMPLETE LOCKS

ENGRAVING GUIDE

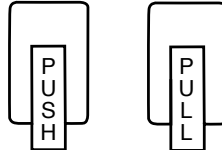
		MOUNTING POSITION	TO ORDER, SPECIFY		
	 	Push up, pull down <ul style="list-style-type: none"> Any backset Non-handed 	E1 <div style="display: flex; justify-content: space-around;"> <div style="border: 1px solid black; padding: 2px;">PASSAGE HL6</div> <div style="border: 1px solid black; padding: 2px;">MORTISE HL6</div> </div>		
	 	Push up, pull up <ul style="list-style-type: none"> Any backset Non-handed 	E2 <div style="display: flex; justify-content: space-around;"> <div style="border: 1px solid black; padding: 2px;">PASSAGE HL6</div> <div style="border: 1px solid black; padding: 2px;">PRIVACY PL7/PL8</div> <div style="border: 1px solid black; padding: 2px;">MORTISE HL6</div> </div>		
	 	Push down, pull up <ul style="list-style-type: none"> Any backset Non-handed 	E5 <div style="display: flex; justify-content: space-around;"> <div style="border: 1px solid black; padding: 2px;">PASSAGE HL6</div> <div style="border: 1px solid black; padding: 2px;">MORTISE HL6</div> </div>		
	 	Push down, pull down <ul style="list-style-type: none"> Any backset Non-handed 	E6 <div style="display: flex; justify-content: space-around;"> <div style="border: 1px solid black; padding: 2px;">PASSAGE HL6</div> <div style="border: 1px solid black; padding: 2px;">PRIVACY PL7/PL8</div> <div style="border: 1px solid black; padding: 2px;">MORTISE HL6</div> </div>		
		Horizontal engraving <ul style="list-style-type: none"> Any backset RH & LHR 	E3 <div style="display: flex; justify-content: space-around;"> <div style="border: 1px solid black; padding: 2px;">PASSAGE HL6</div> <div style="border: 1px solid black; padding: 2px;">MORTISE HL6</div> </div>		
		Horizontal engraving <ul style="list-style-type: none"> Any backset LH & RHR 	E4 <div style="display: flex; justify-content: space-around;"> <div style="border: 1px solid black; padding: 2px;">PASSAGE HL6</div> <div style="border: 1px solid black; padding: 2px;">MORTISE HL6</div> </div>		
		Horizontal engraving <ul style="list-style-type: none"> 7" backset only RH or LHR 	E4 <div style="border: 1px solid black; padding: 2px; width: 100px; margin: auto;">PASSAGE HL6</div>		
		Horizontal engraving <ul style="list-style-type: none"> 7" backset only LH or RHR 	E3 <div style="border: 1px solid black; padding: 2px; width: 100px; margin: auto;">PASSAGE HL6</div>		

PARTS

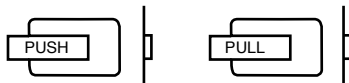
Reference diagram below when ordering engraved push/pull paddles listed below.



Engraved up



Engraved down



Engraved towards



Engraved away

TUBULAR (BORED) PADDLE ASSEMBLIES - NON-ENGRAVED

Additional finishes available upon request. Lever material either brass or stainless steel unless otherwise noted.

Specify	Description	Price
HANDLE.10155	HL6 Push Handle Assy, 605/US3/Bright Brass Finish	\$233.00
HANDLE.10179	HL6 Pull Handle Assy, 605/US3/Bright Brass Finish	\$233.00
HANDLE.10156	HL6 Push Handle Assy, 606/US4/Satin Brass Finish	\$216.00
HANDLE.10180	HL6 Pull Handle Assy, 606/US4/Satin Brass Finish	\$216.00
HANDLE.10157	HL6 Push Handle Assy, 612/US10/Satin Bronze Finish	\$216.00
HANDLE.10181	HL6 Pull Handle Assy, 612/US10/Satin Bronze Finish	\$216.00
HANDLE.10158	HL6 Push Handle Assy, 613/US10B/Oil Rubbed Bronze Finish	\$233.00
HANDLE.10182	HL6 Pull Handle Assy, 613/US10B/Oil Rubbed Bronze Finish	\$233.00
HANDLE.10159	HL6 Push Handle Assy, 625/US26/Bright Chrome Finish	\$229.00
HANDLE.10183	HL6 Pull Handle Assy, 625/US26/Bright Chrome Finish	\$229.00
HANDLE.10160	HL6 Push Handle Assy, 626/US26D/Satin Chrome Finish, Zinc Paddle	\$189.00
HANDLE.10184	HL6 Pull Handle Assy, 626/US26D/Satin Chrome Finish, Zinc Paddle	\$189.00
HANDLE.10215	HL6 Push Handle Assy, 626/US26D/Satin Chrome Finish	\$208.00
HANDLE.10275	HL6 Pull Handle Assy, 626/US26D/Satin Chrome Finish	\$208.00
HANDLE.10161	HL6 Push Handle Assy, 629/US32/Bright Stainless Steel	\$223.00
HANDLE.10185	HL6 Pull Handle Assy, 629/US32/Bright Stainless Steel	\$223.00
HANDLE.10162	HL6 Push Handle Assy, 630/US32D/Satin Stainless Steel	\$216.00
HANDLE.10186	HL6 Pull Handle Assy, 630/US32D/Satin Stainless Steel	\$216.00
HANDLE.10577	HL6 Push Handle Assy, 630AM/US32D/Satin Chrome Finish, Stainless Steel	\$216.00
HANDLE.10578	HL6 Pull Handle Assy, 630AM/US32D/Satin Chrome Finish, Stainless Steel	\$216.00
HANDLE.10225	HL6 Push Handle Eo Assy 626/US26D/Satin Chrome Finish, Zinc Paddle	\$189.00
HANDLE.10308	HL6 Pull Handle En Assy 626/US26D/Satin Chrome Finish, Zinc Paddle	\$189.00
HANDLE.10248	HL6 Push Handle Eo Assy 630/US32D/Satin Stainless Steel	\$208.00
HANDLE.10306	HL6 Pull Handle En Assy 630/US32D/Satin Stainless Steel	\$208.00

PARTS

TUBULAR (BORED) PADDLE ASSEMBLIES - NON-ENGRAVED		
Additional finishes available upon request. Lever material either brass or stainless steel unless otherwise noted.		
Specify	Description	Price
HANDLE.10593	HL6 Push Handle Assy, 630AM/US32D/Satin Chrome Finish, Zinc Paddle	\$216.00
HANDLE.10594	HL6 Pull Handle Assy, 630AM/US32D/Satin Chrome Finish, Zinc Paddle	\$216.00
HANDLE.10168	PL7 Push Handle Assy, 626/US26D/Satin Chrome Finish, Zinc Paddle	\$245.00
HANDLE.10176	PL8 Push Handle Assy, 626/US26D/Satin Chrome Finish, Zinc Paddle	\$245.00
HANDLE.10192	PL7 Pull Handle Assy, 626/US26D/Satin Chrome Finish, Zinc Paddle	\$245.00
HANDLE.10200	PL8 Pull Handle Assy, 626/US26D/Satin Chrome Finish, Zinc Paddle	\$245.00
HANDLE.10170	PL7 Push Handle Assy, 630/US32D/Stainless Steel	\$279.00
HANDLE.10178	PL8 Push Handle Assy, 630/US32D/Stainless Steel	\$279.00
HANDLE.10194	PL7 Pull Handle Assy, 630/US32D/Stainless Steel	\$279.00
HANDLE.10202	PL8 Pull Handle Assy, 630/US32D/Stainless Steel	\$279.00
HANDLE.10604	HL6 Push Handle Assy, 626AM/US26D Satin Chrome Antimicrobial	\$208.00
HANDLE.10606	HL6 Pull Handle Assy, 626AM/US26D Satin Chrome Antimicrobial	\$194.00

TUBULAR (BORED) PADDLE ASSEMBLIES - ENGRAVED		
Additional finishes and engravings available upon request. Lever material either brass or stainless steel unless otherwise noted.		
Specify	Description	Price
HANDLE.10211	HL6 Push Handle Assy Engraved Down, 626/US26D/Satin Chrome, Zinc Paddle	\$212.00
HANDLE.10212	HL6 Push Handle Assy Engraved Up, 626/US26D/Satin Chrome, Zinc Paddle	\$212.00
HANDLE.10213	HL6 Push Handle Assy Engraved Away, 626/US26D/Satin Chrome, Zinc Paddle	\$212.00
HANDLE.10214	HL6 Push Handle Assy Engraved Towards, 626/US26D/Satin Chrome, Zinc Paddle	\$212.00
HANDLE.10271	HL6 Pull Handle Assy Engraved Down, 626/US26D/Satin Chrome, Zinc Paddle	\$212.00
HANDLE.10272	HL6 Pull Handle Assy Engraved Up, 626/US26D/Satin Chrome, Zinc Paddle	\$212.00
HANDLE.10273	HL6 Pull Handle Assy Engraved Towards, 626/US26D/Satin Chrome, Zinc Paddle	\$212.00
HANDLE.10274	HL6 Pull Handle Assy Engraved Away, 626/US26D/Satin Chrome, Zinc Paddle	\$212.00
HANDLE.10217	HL6 Push Handle Assy Engraved Down, 626/US26D/Satin Chrome, Brass Paddle	\$233.00
HANDLE.10254	HL6 Push Handle Assy Engraved Up U, 626/US26D/Satin Chrome, Brass Paddle	\$233.00
HANDLE.10297	HL6 Pull Handle Assy Engraved Down, 626/US26D/Satin Chrome, Brass Paddle	\$233.00
HANDLE.10277	HL6 Pull Handle Assy Engraved Up, 626/US26D/Satin Chrome, Brass Paddle	\$233.00
HANDLE.10218	HL6 Push Handle Assy Engraved Down, 630/US32D/Satin Stainless Steel	\$238.00
HANDLE.10238	HL6 Push Handle Assy Engraved Up, 630/US32D/Satin Stainless Steel	\$238.00
HANDLE.10219	HL6 Push Handle Assy Engraved Away, 630/US32D/Satin Stainless Steel	\$238.00
HANDLE.10220	HL6 Push Handle Assy Engraved Toward, 630/US32D/Satin Stainless Steel	\$238.00
HANDLE.10278	HL6 Pull Handle Assy Engraved Down, 630/US32D/Satin Stainless Steel	\$238.00
HANDLE.10296	HL6 Pull Handle Assy Engraved Up, 630/US32D/Satin Stainless Steel	\$238.00
HANDLE.10280	HL6 Pull Handle Assy Engraved Away, 630/US32D/Satin Stainless Steel	\$238.00
HANDLE.10279	HL6 Pull Handle Assy Engraved Towards, 630/US32D/Satin Stainless Steel	\$238.00
HANDLE.10262	PL7 Push Handle Assy Engraved Down, 630/US32D/Satin Stainless Steel	\$300.00
HANDLE.10318	PL7 Pull Handle Assy Engraved Down, 630/US32D/Satin Stainless Steel	\$300.00
HANDLE.10261	PL8 Push Handle Assy Engraved Down, 630/US32D/Satin Stainless Steel	\$300.00
HANDLE.10317	PL8 Pull Handle Assy Engraved Down, 630/US32D/Satin Stainless Steel	\$300.00

PARTS

MORTISE PADDLE ASSEMBLIES - NON-ENGRAVED

Additional finishes available upon request. Lever material either brass or stainless steel unless otherwise noted.

Specify	Description	Price
HANDLE.10203	HL6 Push Handle Mortise Assy, 605/US3/Bright Brass	\$233.00
HANDLE.10264	HL6 Pull Handle Mortise Assy, 605/US3/Bright Brass	\$233.00
HANDLE.10205	HL6 Push Handle Mortise Assy, 612/US10/Satin Bronze	\$216.00
HANDLE.10266	HL6 Pull Handle Mortise Assy, 612/US10/Satin Bronze	\$216.00
HANDLE.10206	HL6 Push Handle Mortise Assy, 613/US10B/Oil Rubbed Bronze	\$233.00
HANDLE.10267	HL6 Pull Handle Mortise Assy, 613/US10B/Oil Rubbed Bronze	\$233.00
HANDLE.10207	HL6 Push Handle Mortise Assy, 625/US26/Bright Chrome	\$229.00
HANDLE.10268	HL6 Pull Handle Mortise Assy, 625/US26/Bright Chrome	\$229.00
HANDLE.10208	HL6 Push Handle Mortise Assy, 626/US26D/Satin Chrome, Zinc Paddles	\$189.00
HANDLE.10269	HL6 Pull Handle Mortise Assy, 626/US26D/Satin Chrome, Zinc Paddles	\$189.00
HANDLE.10229	HL6 Push Handle Mortise Assy, 626/US26D/Satin Chrome	\$208.00
HANDLE.10289	HL6 Pull Handle Mortise Assy, 626/US26D/Satin Chrome	\$208.00
HANDLE.10209	HL6 Push Handle Mortise Assy, 630/US32D/Stainless Steel	\$216.00
HANDLE.10270	HL6 Pull Handle Mortise Assy, 630/US32D/Stainless Steel	\$216.00

MORTISE PADDLE ASSEMBLIES - ENGRAVED

Additional finishes and engravings available upon request. Lever material either brass or stainless steel unless otherwise noted.

Specify	Description	Price
HANDLE.10236	HL6 Push Handle Mortise Assy Engraved Down, 626/US26D/Satin Chrome, Zinc Paddles	\$212.00
HANDLE.10230	HL6 Push Handle Mortise Assy Engraved Up, 626/US26D/Satin Chrome, Zinc Paddles	\$212.00
HANDLE.10226	HL6 Push Handle Mortise Assy Engraved Away, 626/US26D/Satin Chrome, Zinc Paddles	\$212.00
HANDLE.10216	HL6 Push Handle Mortise Assy Engraved Towards, 626/US26D/Satin Chrome, Zinc Paddle	\$212.00
HANDLE.10290	HL6 Pull Handle Mortise Assy Engraved Down, 626/US26D/Satin Chrome, Zinc Paddles	\$212.00
HANDLE.10298	HL6 Pull Handle Mortise Assy Engraved Up, 626/US26D/Satin Chrome, Zinc Paddles	\$212.00
HANDLE.10286	HL6 Pull Handle Mortise Assy Engraved Towards, 626/US26D/Satin Chrome, Zinc Paddles	\$212.00
HANDLE.10276	HL6 Pull Handle Mortise Assy Engraved Away, 626/US26D/Satin Chrome, Zinc Paddle	\$212.00
HANDLE.10325	HL6 Push Handle Mortise Assy Engraved Up, 626/US26D/Satin Chrome	\$233.00
HANDLE.10326	HL6 Pull Handle Mortise Assy Engraved Down, 626/US26D/Satin Chrome	\$233.00
HANDLE.10221	HL6 Push Handle Mortise Assy Engraved Down, 630/US32D/Stainless Steel	\$238.00
HANDLE.10243	HL6 Push Handle Mortise Assy Engraved Up, 630/US32D/Stainless Steel	\$238.00
HANDLE.10222	HL6 Push Handle Mortise Assy Engraved Towards, 630/US32D/Stainless Steel	\$238.00
HANDLE.10231	HL6 Push Handle Mortise Assy Engraved Away, 630/US32D/Stainless Steel	\$238.00
HANDLE.10285	HL6 Pull Handle Mortise Assy Engraved Down, 630/US32D/Stainless Steel	\$238.00
HANDLE.10281	HL6 Pull Handle Mortise Assy Engraved Up, 630/US32D/Stainless Steel	\$238.00
HANDLE.10291	HL6 Pull Handle Mortise Assy Engraved Towards, 630/US32D/Stainless Steel	\$238.00
HANDLE.10282	HL6 Pull Handle Mortise Assy Engraved Away, 630/US32D/Stainless Steel	\$238.00

COVER ASSEMBLIES

Additional finishes available upon request.

Specify	Description	Price
840964-03	HL6 Cover, 605/US3/Bright Brass	\$133.00
840964-04	HL6 Cover, 606/US4/Satin Brass	\$120.00
840964-25	HL6 Cover, 612/US10/Satin Bronze	\$120.00
840964-13	HL6 Cover, 613/US10B/Oil Rubbed Bronze	\$133.00



PARTS

COVER ASSEMBLIES		
Additional finishes available upon request.		
Specify	Description	Price
840964-25	HL6 Cover, 625/US26/Bright Chrome	\$120.00
840967-64	HL6 Cover, 626/US26D/Satin Chrome, Zinc	\$106.00
840964-26	HL6 Cover, 626/US26D/Satin Chrome	\$120.00
840965-31	HL6 Cover, 629/US32/Bright Stainless Steel	\$128.00
840965-32	HL6 Cover, 630/US32D/Satin Stainless Steel	\$120.00
840956-04	PL7/PL8 Coin Turn Cover Assy, 605/US4/Bright Brass	\$171.00
840956-25	PL7/PL8 Coin Turn Cover Assy, 625/US26/Bright Chrome	\$187.00
840956-26	PL7/PL8 Coin Turn Cover Assy, 626/US26D/Satin Chrome	\$172.00
840956-32	PL7/PL8 Coin Turn Cover Assy, 630/US32D/Satin Stainless Steel	\$179.00
840957-04	PL7/PL8 Thumbturn Cover Assy, 605/US4/Bright Brass	\$290.00
840957-25	PL7/PL8 Thumbturn Cover Assy, 625/US26/Bright Chrome	\$301.00
840957-26	PL7/PL8 Thumbturn Cover Assy, 626/US26D/Satin Chrome	\$277.00
840957-32	PL7/PL8 Thumbturn Cover Assy, 630/US32D/Satin Stainless Steel	\$290.00

STRIKES		
Additional finishes available upon request.		
Specify	Description	Price
HLPART.10040	Standard Strike, HL6/PL7/PL7 Tubular (Bored) Lock, 605/US3/Bright Brass	\$45.60
HLPART.10041	Standard Strike, HL6/PL7/PL7 Tubular (Bored) Lock, 606/US4/Satin Brass	\$45.60
HLPART.10042	Standard Strike, HL6/PL7/PL7 Tubular (Bored) Lock, 612/US10/Satin Bronze	\$45.60
HLPART.10043	Standard Strike, HL6/PL7/PL7 Tubular (Bored) Lock, 613/US10B/Oil Rubbed Bronze	\$45.60
HLPART.10044	Standard Strike, HL6/PL7/PL7 Tubular (Bored) Lock, 625/626/629/630/US26/US26D/US32/US32D	\$45.60
HLPART.10045	ASA Strike, HL6/PL7/PL7 Tubular (Bored) Lock, 605/US3/Bright Brass	\$45.60
HLPART.10051	ASA Strike, HL6/PL7/PL7 Tubular (Bored) Lock, 606/US4/Satin Brass	\$45.60
HLPART.10047	ASA Strike, HL6/PL7/PL7 Tubular (Bored) Lock, 612/US10/Satin Bronze	\$45.60
HLPART.10048	ASA Strike, HL6/PL7/PL7 Tubular (Bored) Lock, 613/US10B/Oil Rubbed Bronze	\$45.60
HLPART.10049	ASA Strike, HL6/PL7/PL7 Tubular (Bored) Lock, 625/626/629/630/US26/US26D/US32/US32D	\$45.60

LATCHBOLTS		
Additional finishes available upon request.		
Specify	Description	Price
HLPART.10060	HL6/PL7PL8 2.75" Latchbolt Pkg 605/US3/Bright Brass	\$81.30
HLPART.10061	HL6/PL7PL8 2.75" Latchbolt Pkg 606/US4/Satin Brass	\$81.30
HLPART.10062	HL6/PL7PL8 2.75" Latchbolt Pkg 612/US10/Satin Bronze	\$81.30
HLPART.10063	HL6/PL7PL8 2.75" Latchbolt Pkg 613/US10B/Oil Rubbed Bronze	\$81.30
HLPART.10064	HL6/PL7PL8 2.75" Latchbolt Pkg 625/629/US26/US32	\$81.30
HLPART.10065	HL6/PL7PL8 2.75" Latchbolt Pkg 626/630/US26D/US32D	\$81.30
HLPART.10066	HL6/PL7PL8 3.75" Latchbolt Pkg 605/US3/Bright Brass	\$84.40
HLPART.10067	HL6/PL7PL8 3.75" Latchbolt Pkg 606/US4/Satin Brass	\$84.40
HLPART.10068	HL6/PL7PL8 3.75" Latchbolt Pkg 612/US10/Satin Bronze	\$84.40
HLPART.10069	HL6/PL7PL8 3.75" Latchbolt Pkg 613/US10B/Oil Rubbed Bronze	\$84.40
HLPART.10070	HL6/PL7PL8 3.75" Latchbolt Pkg 625/629/US26/US32	\$84.40
HLPART.10071	HL6/PL7PL8 3.75" Latchbolt Pkg 626/630/US26D/US32D	\$86.10
HLPART.10072	HL6/PL7PL8 5.0" Latchbolt Pkg 605/US3/Bright Brass	\$84.40



PARTS

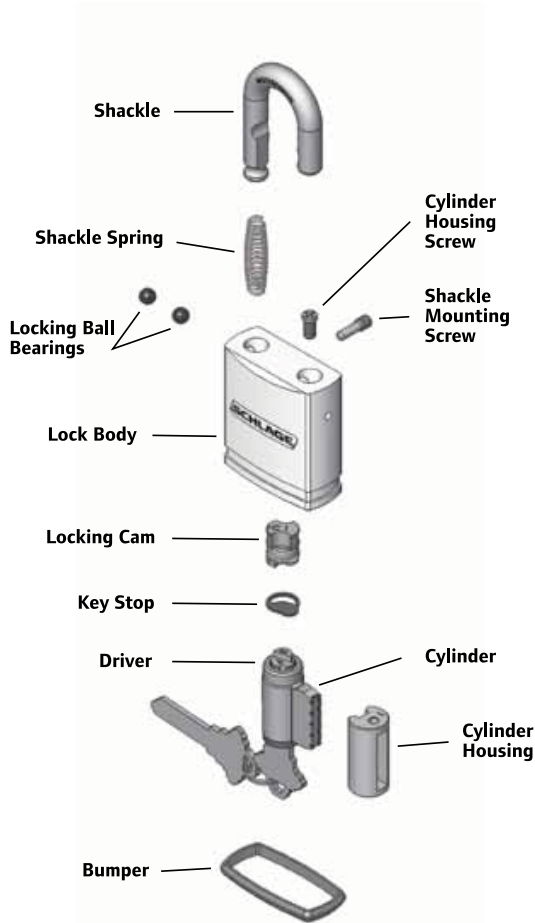
LATCHBOLTS		
Additional finishes available upon request.		
Specify	Description	Price
HLPART.10073	HL6/PL7PL8 5.0" Latchbolt Pkg 606/US4/Satin Brass	\$86.10
HLPART.10074	HL6/PL7PL8 5.0" Latchbolt Pkg 612/US10/Satin Bronze	\$86.10
HLPART.10075	HL6/PL7PL8 5.0" Latchbolt Pkg 613/US10B/Oil Rubbed Bronze	\$86.10
HLPART.10076	HL6/PL7PL8 5.0" Latchbolt Pkg 625/629/US26/US32	\$86.10
HLPART.10077	HL6/PL7PL8 5.0" Latchbolt Pkg 626/630/US26D/US32D	\$86.10
HLPART.10078	HL6/PL7/PL8 7.0" Latchbolt Pkg 605/US3/Bright Brass	\$171.00
HLPART.10079	HL6/PL7/PL8 7.0" Latchbolt Pkg 604/US4/Satin Brass	\$171.00
HLPART.10080	HL6/PL7PL8 7.0" Latchbolt Pkg 612/US10/Satin Bronze	\$171.00
HLPART.10081	HL6/PL7/PL8 7.0" Latchbolt Pkg 613/US10B/Oil Rubbed Bronze	\$171.00
HLPART.10082	HL6/PL7/PL8 7.0" Latchbolt Pkg 625/629/US26/US32	\$171.00
HLPART.10083	HL6/PL7PL8 7.0" Latchbolt Pkg 626/630/US26D/US32D	\$171.00

SCREW PACKS		
Specify	Description	Price
800117	HL6/7/8 Screw Pack, Contains (1) HL6 Tubular bolt pack, (1) B202-516 Screw Pack, (2) K110-020 Screw Packs.	\$16.10
800119	Mortise bolt pack, Contains (1) HL6 L9000 bolt pack, (2) (2) K110-020 Screw Packs, (4) #10-32 x 3/8" MS PPH. Does not include mortise brackets.	\$16.10
800120	EO Screw pack for back plate 828602, Contains (4) #10-32 x 2-1/8" MS PPH,(1) B202-516 Screw Pack, (2) K110-020 Screw Packs	\$16.10
800121	EO Screw pack for back plate 842960, Contains (4) #10-32 x 1-3/4" MS PPH, (4) #10-32 KEPS NUT,(1) B202-516 Screw Pack, (2) K110-020 Screw Pack	\$16.10
800123	Von Duprin mortise scrow pack, Contains (2) #10-32 x 2-3/4" MS FPH, (4) #10-32 x 2-3/4" MS FPH, (4) #10-32 KEPS NUT, (1) K110-020 Screw Pack, (4) #10-32 x 3/8" MS PPH	\$16.10
800128	HL6RL Security Screw Pack	\$16.10
840613-00	HL6/PL7/8 Security Screw Pkg 3, 2D	\$16.10
829632-26	HL6eo Screw Pkg 625/626/US26/US26D	\$16.10
HLPART.10158	HL6/HL6M/PL7/PL8 Spring and Rivet Pkg	\$16.10
HLPART.10159	"Old Style" Spring and Rivet Pkg	\$21.10
K110-020	Cover Screws, Contains (2) K510-210, #8-32 x 1/4" MS PFH (Specify finish when ordering)	\$5.00

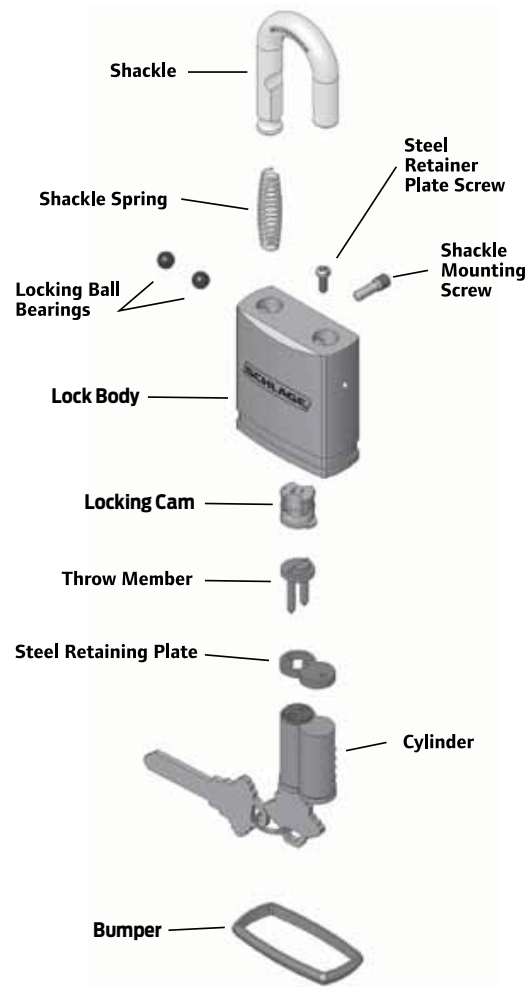
MORTISE LOCK COMPONENTS		
Specify	Description	Price
840088-00	HLM6 Mounting Plate	\$1.30
Strikes		See page 190
Armor fronts		See page 189
Chassis		See page 200
36-371-89	EL/EU SPINDLE (Qty 1)	\$1.50

PORTABLE SECURITY

Conventional Key-in-Lever



Small Format Interchangeable Core





How to order

Important portable security ordering information

All products in this section are stocked and must be ordered in case quantities. Case quantity is listed with each product. All prices listed are unit prices.

Note: Keyed different products ship with key in knob cylinders.
All cylinders ordered for use with Less Cylinder products will ship separately.

Common pricing information

1.	Locks are furnished with standard features unless otherwise specified.
2.	Keyed different products ship with Key in Knob keyed different cylinders only. For other Key in Knob cylinder options, order less cylinder padlocks from page 305 and cylinders separately.
3.	For Custom Engraving, see page 308.
4.	Key in Knob less cylinder padlocks ship with key stop, cylinder housing, and cylinder housing screw.
5.	For cylinder and keying options, refer to Cylinders and Keys and Keying sections.
6.	SFIC less cylinder product is shipped without cylinder.
7.	Padlocks with cylinders will be furnished with 2 keys each as standard. Additional keys will be charge at the additional cut keys charge appropriate for the cylinder/key type

Contents

Portable security Overview	301
Key-in-Lever with Cylinder.....	304
Key-in-Lever Less Cylinder.....	305
SFIC - Less Cylinder.....	306
Full Size IC Core.....	307
Locking Cables, Security Chains and Padlocks.....	308
Parts and Accessories.....	309
Special Security.....	310
Flex Security.....	311

Standard features for commercial series padlocks

Certification	Meets or exceeds ASTM standards for standard steel shackle, shackle cutting and corrosion resistance
Lock Body	Solid steel, brass and chrome plated brass - Solid steel resists impact, solid brass and chrome plated brass resist corrosion
Shackle	Hardened alloy steel, double deadbolt locking mechanism
Cylinder*	Conventional Key-In-Lever, 6-pin solid brass, pinned 5, C keyway, keyed different (KD) unless otherwise specified
Cylinder finish	606 Satin Brass
Keys	Two nickel silver cut keys per lock, branded Schlage

* Cylinders must be ordered as a separate line item for all products except conventional key in lever KD stocked.

Standard features for commercial series cables

Lock Head	Die-cast zinc, 407 satin finish
Cable	Braided steel vinyl coated for greater cut resistance than twisted cables
Cylinder*	Conventional Key-In-Lever , 6-pin solid brass, pinned 5, C keyway, keyed different (KD)
Cylinder finish	606 Satin Brass
Keys	Two nickel silver cut keys per lock, branded Schlage


* Cylinders must be ordered as a separate line item for all products except conventional key in lever KD stocked.

Standard features for commercial series chains

Certification	Padlock meets or exceeds ASTM standards for tensile force, shock, shackle cutting, cycle test and corrosion
Padlock*	Recommended for use with KS72F2300 - Round style padlock with 2" shackle
Lock body	2-5/8" Solid steel resists impact
Shackle	Molybdenum hardened steel, patented interchangeable design, double deadbolt locking mechanism
Cylinder	Conventional Key-In-Lever , 6-pin solid brass, pinned 5, C keyway, keyed different (KD)
Cylinder finish	606 Satin Brass
Keys	Two nickel silver cut keys per lock, branded Schlage
Chain	Triple heat treated Boron Manganese steel; unique six-sided chain links resist attack

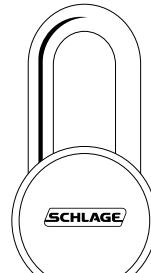
* Padlocks and chains must be ordered separately.

KEY-IN-LEVER WITH CYLINDER

 Available in:
606 Brass


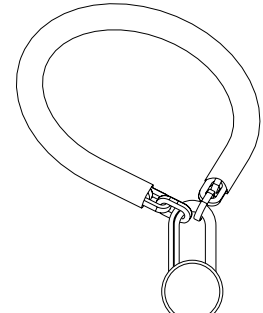
KS23D

KS43F

 Available in:
652 Steel


KS72F

Padlock is 652 Steel

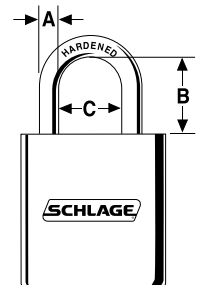


KK Series

		Body Size			Shackle dimension			Shackle dimension (metric)						
UPC 720018-	Part #	Width	Height	Depth	A	B	C	A	B	C	Cylinder type	Case pack	Master pack	List price each
KEYED DIFFERENT - BRASS														
997412	KS23D2300	1-25/32"	2-3/16"	7/8"	5/16"	1-1/2"	3/4"	8mm	38mm	19mm	KNK	6	24	\$85.40
997405	KS23F2300	1-25/32"	2-3/16"	7/8"	5/16"	2"	3/4"	8mm	51mm	19mm	KNK	6	24	\$85.60
997290	KS43D2300	1-15/16"	2-3/16"	7/8"	3/8"	1-1/2"	3/4"	9.5mm	38mm	19mm	KNK	6	24	\$90.90
997283	KS43F2300	1-15/16"	2-3/16"	7/8"	3/8"	2"	3/4"	9.5mm	51mm	19mm	KNK	6	24	\$91.50
KEYED DIFFERENT - STEEL														
997764	KS72F2300	2-5/8"	2-3/8"	1-3/32"	7/16"	2"	7/8"	11mm	51mm	22mm	KNK	6	18	\$98.40

		Chain size	Chain size (metric)	Shackle dimension			Shackle dimension (metric)							
UPC 720018-	Part #	Length	Length	A	B	C	A	B	C	Cylinder type	Case pack	Master pack	List price each	
CHAIN ONLY														
999478	999478	5'	150 cm		N/A			N/A		N/A	1	1	\$131.80	
999461	999461	3' 3"	100 cm		N/A			N/A		N/A	1	1	\$69.60	


Note: 1) For master keyed or keyed alike products, order chain, padlocks and cylinders separately.
 Order chains #999478 or #999461 with padlock KS72F2300.
 Prices are for chains only.
 Chains and padlocks must be ordered separately.



Shackle Dimensions

KEY-IN-LEVER LESS CYLINDER

Available in 606 Brass




KS23D

KS43F

		Body size			Shackle dimension			Shackle dimension (metric)						
UPC 720018-	Part #	Width	Height	Depth	A	B	C	A	B	C	Cylinder type	Case pack	Master pack	List price each
LESS CYLINDER - BRASS														
000259	KS23D2200	1-25/32"	2-3/16"	7/8"	5/16"	1-1/2"	3/4"	8mm	38mm	19mm	KNK	6	24	\$74.00
000266	KS23F2200	1-25/32"	2-3/16"	7/8"	5/16"	2"	3/4"	8mm	51mm	19mm	KNK	6	24	\$74.40
000297	KS43D2200	1-15/16"	2-3/16"	7/8"	3/8"	1-1/2"	3/4"	9.5mm	38mm	19mm	KNK	6	24	\$79.70
000303	KS43F2200	1-15/16"	2-3/16"	7/8"	3/8"	2"	3/4"	9.5mm	51mm	19mm	KNK	6	24	\$80.20

SFIC - LESS CYLINDER

Available in 625 Chrome
Plated Brass




KS23D

KS21F

		Body size			Shackle dimension			Shackle dimension (metric)						
UPC 720018-	Part #	Width	Height	Depth	A	B	C	A	B	C	Cylinder type	Case pack	Master pack	List price each
LESS CYLINDER - CHROME PLATED BRASS														
997658	KS11D1200	1-25/32"	2-3/16"	7/8"	1/4"	1-1/2"	3/4"	6.4mm	38mm	19mm	SFIC	6	24	\$44.60
997641	KS11F1200	1-25/32"	2-3/16"	7/8"	1/4"	2"	3/4"	6.4mm	51mm	19mm	SFIC	6	24	\$46.50
997498	KS21D1200	1-25/32"	2-3/16"	7/8"	5/16"	1-1/2"	3/4"	8mm	38mm	19mm	SFIC	6	24	\$47.30
997481	KS21F1200	1-25/32"	2-3/16"	7/8"	5/16"	2"	3/4"	8mm	51mm	19mm	SFIC	6	24	\$49.10
997375	KS41D1200	1-15/16"	2-3/16"	7/8"	3/8"	1-1/2"	3/4"	9.5mm	38mm	19mm	SFIC	6	24	\$46.90
997368	KS41F1200	1-15/16"	2-3/16"	7/8"	3/8"	2"	3/4"	9.5mm	51mm	19mm	SFIC	6	24	\$49.10

FULL SIZE IC CORE

Available in 606 Brass



KS43D

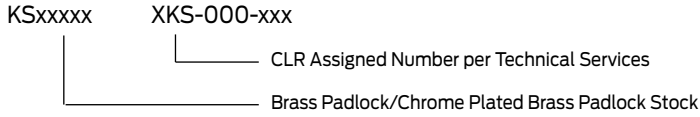
KS43F

		Body size			Shackle dimension			Shackle dimension (metric)						
UPC 720018-	Part #	Width	Height	Depth	A	B	C	A	B	C	Cylinder type	Case pack	Master pack	List price each
LESS CYLINDER - BRASS														
999140	KS43D3200	1-15/16"	2-3/16"	7/8"	3/8"	1-1/2"	3/4"	9.5mm	38mm	19mm	IC	6	24	\$91.90
999157	KS43F3200	1-15/16"	2-3/16"	7/8"	3/8"	2"	3/4"	9.5mm	51mm	19mm	IC	6	24	\$97.30



LOCKING CABLES, SECURITY CHAINS AND PADLOCKS

Custom engraving - optional



- NOTES:
- 1) A one time set up cost of \$85.00 net will be added to the first order under part number 50-020.
 - 2) An \$8.00 net per piece engraving fee will be added to net product cost.
 - 3) Custom engraving requires submission of completed "Custom Logo Request" form (see [Forms](#)) and scaleable logo line art in DXF format to LockSupport@allegion.com
 - 4) Minimum order quantity is 6.
 - 5) XKS-000-XXX part number is assigned by Technical Services and is keyed in the accessory field as part of the product part number.

Custom engraving is available on the following parts.

Brass padlocks - listed on page

KS23D2300	
KS23F2300	
KS43D2300	Page 304
KS43F2300	
<hr/>	
KS23D2200	
KS23F2200	
KS43D2200	Page 305
KS43F2200	
<hr/>	
KS43D3200	
KS43F3200	Page 307

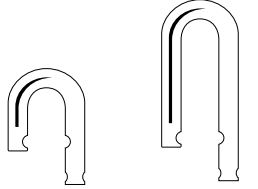
Chrome plated brass padlocks - listed on page

KS11D1200	
KS11F1200	
KS21D1200	
KS21F1200	Page 306
KS41D1200	
KS41F1200	

PARTS AND ACCESSORIES

Features and specifications

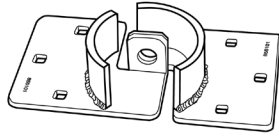
- Parts and Accessories discounted at full lock discount.
- Must be ordered in box quantity.



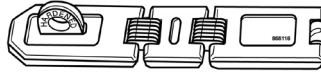
3/8" x 3/4" 5/16" x 2"

UPC 720018-	Part #	Shackle dimension			Shackle dimension (metric)			Box quantity	Carton quantity	List price each
		A	B	C	A	B	C			
HARDENED STEEL SHACKLES - FOR USE WITH 20 SERIES PADLOCKS										
997115	KZ11G20	5/16"	4"	3/4"	8mm	102mm	19mm	6	36	\$16.70
HARDENED STEEL SHACKLES - FOR USE WITH 40 SERIES PADLOCKS										
997139	KZ11F40	3/8"	2"	3/4"	9.5mm	51mm	19mm	6	36	\$14.90
997108	KZ11G40	3/8"	4"	3/4"	9.5mm	102mm	19mm	6	36	\$20.50
BRASS SHACKLES - FOR USE WITH 20 SERIES PADLOCKS										
996996	KZ12G20	5/16"	4"	3/4"	8mm	102mm	19mm	6	36	\$16.60
BRASS SHACKLES - FOR USE WITH 40 SERIES PADLOCKS										
996989	KZ12G40	3/8"	4"	3/4"	9.5mm	102mm	19mm	6	18	\$20.50
STAINLESS STEEL SHACKLES - FOR USE WITH 20 SERIES PADLOCKS										
001294	KZ13D20	5/16"	1-1/2"	3/4"	8mm	38mm	19mm	6	36	\$11.40
001300	KZ13F20	5/16"	2"	3/4"	8mm	51mm	19mm	6	36	\$11.90
STAINLESS STEEL SHACKLES - FOR USE WITH 40 SERIES PADLOCKS										
001317	KZ13D40	3/8"	1-1/2"	3/4"	9.5mm	38mm	19mm	6	36	\$14.40
001324	KZ13F40	3/8"	2"	3/4"	9.5mm	51mm	19mm	6	36	\$14.90

SPECIAL SECURITY



855101



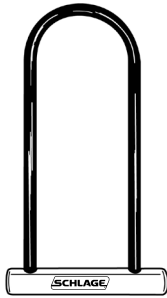
855118

SPECIALTY SECURITY PRODUCTS					
HASPS - HIGH-SECURITY					
UPC	Part #	Description	Body dimension	Carton quantity	List price each
720018855101	855101	Vehicle or Gate Security Hasp	8-1/2" x 4-1/2"	3	\$55.60
720018855118	855118	Flexible Double-Hinge Steel Security Hasp	7-3/4" x 1-3/4"	6	\$17.80

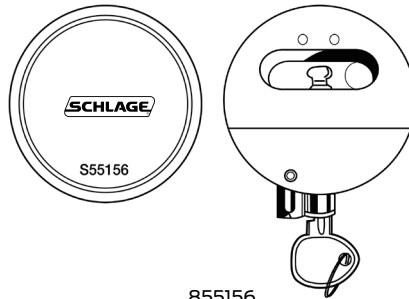
FLEX SECURITY

Flex security features and specifications

- Non rekeyable
- Retail vis-packed
- Must be ordered in case quantity multiples



999232



855156

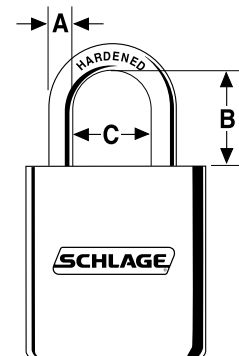


850410

SPECIAL USE PADLOCKS											
UPC	Part #	Shackle dimension			Shackle dimension (metric)			Padlock width	Case qty	Price	
		A	B	C	A	B	C				
EXTRA LARGE PADLOCK											
720018999232	999232	1/2"	11"	4"	12mm	275mm	102mm	7-1/4"	5	\$52.90	
SHACKLE-LESS PADLOCK											
720018855156	855156	-	-	-	-	-	-	2-7/8"	6	\$68.00	

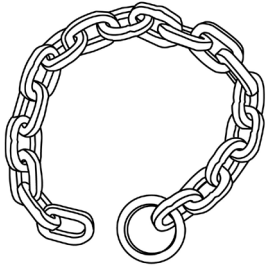
COVERED LAMINATED STEEL PADLOCKS							
UPC	Part #	Shackle dimension			Padlock width	Case qty	Price
		A	B	C			
COVERED LAMINATED STEEL PADLOCKS							
720018850410*	850410*	1/4"	1-1/8"	3/4"	1-1/2"	3	\$37.50

*2 KA units per pack. 6 Packs keyed different per case.



Shackle Dimensions

FLEX SECURITY


 999461
999478

 999270 999263
999256 999249


999218



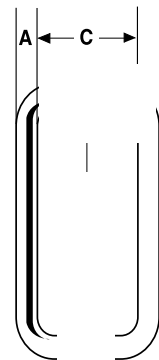
999225


 994800
994862

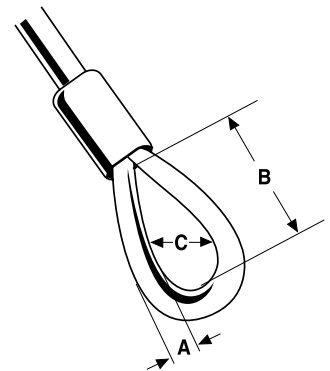
Flex security features and specifications

- Non rekeyable
- Retail vis-packed
- Must be ordered in case quantity multiples

SECURITY CHAINS							
UPC	Part #	Shackle dimension		Chain length	Case qty	Price	
		A					
CINCH RING SECURITY CHAINS							
720018999478	999478	1/2"		5'	1	\$131.80	
720018999461	999461	1/2"		3' 3"	1	\$69.60	
SECURITY CABLES AND LOCKING CABLES							
UPC	Part #	Cable dia.	Loop dimension		Cable length	Case qty	Price
		A	B	C			
FLEXIBLE STEEL CABLES							
720018999270	999270	3/8"	2-1/4"	1-1/8"	30'	4	\$77.30
720018999263	999263	3/8"	2-1/4"	1-1/8"	15'	4	\$48.10
720018999256	999256	3/8"	2-1/4"	1-1/8"	7'	4	\$28.30
720018999249	999249	3/8"	2-1/4"	1-1/8"	4'	4	\$23.20
KEY CABLE							
720018999218	999218	1/2"	-	-	5'	4	\$39.70
RESETTABLE COMBINATION CABLE							
720018999225	999225	3/8"	-	-	5'	4	\$41.10
FLEXIBLE STEEL CABLE AND COVERED LAMINATED STEEL PADLOCK							
720018994800	994800	3/8"	2-1/4"	1-1/8"	4'	4	\$37.10
720018994862	994862	3/8"	2-1/4"	1-1/8"	15'	4	\$58.40



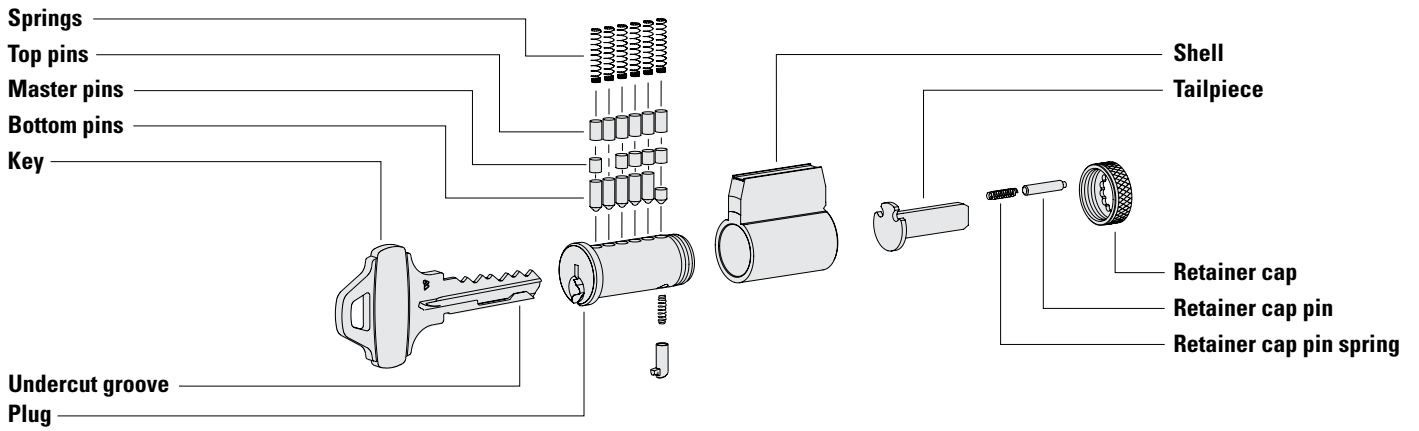
Link Dimensions



Loop Dimensions

CYLINDERS

Exploded View - Everest Key-in-Knob/Lever Cylinder

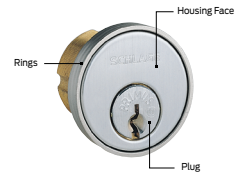


Contents


Cylinders..... 313
Keys 349
Cylinder parts..... 356
Keys and keying 372

Note: All Schlage cylinders and cores have been certified in accordance with ANSI/BHMA A 156.5 Cylinders and Input Devices for Locks standard.
 All Schlage cylinders listed as UL 437 have been certified in accordance with UL 437 - Standard for Safety Key Locks


Format	Application	Components	Lock Finish Ordered (or sold separate for Mortise and RIM cylinder)											
			605	606	609	612	613	619	622	625	626	629	630	643e
Conventional	Sold Separate	Plug	-	606	-	-	-	-	622	-	626	-	-	522
		Mortise	Plug	606	606	606	606	522	626	622	626	626	626	626
	Housing Face		605	606	609	612	613	619	622	625	626	629	630	316
	Rings		605	606	609	612	613	619	622	625	626	625	626	316
	RIM/DB	Plug	606	606	606	606	522	626	622	626	626	626	626	522
		Housing Face	605	606	609	612	613	619	622	625	626	629	630	316



Format	Application	Components	Lock Finish Ordered (or sold separate for Mortise and RIM cylinder)											
			605	606	609	612	613	619	622	625	626	629	630	643e
FSIC	Sold Separate	Plug (lower)	-	606	-	-	522	-	622	-	626	-	-	-
		Core Face (upper)	-	606	-	-	522	-	622	-	626	-	-	-
	Mortise	Plug (lower)	606	606	606	606	522	626	622	626	626	626	-	522
		Core Face (upper)	606	606	606	606	522	626	622	626	626	626	-	522
		Housing Face	605	606	609	612	613	619	622	625	626	626	-	316
		Rings	605	606	609	612	613	619	622	625	626	626	-	316
	RIM/DB	Plug (lower)	606	606	606	606	522	626	622	626	626	626	-	522
		Core Face (upper)	606	606	606	606	522	626	622	626	626	626	-	522
		Housing Face	605	606	609	612	613	619	622	625	626	626	-	316



Format	Application	Components	Lock Finish Ordered (or sold separate for Mortise and RIM cylinder)											
			605	606	609	612	613	619	622	625	626	629	630	643e
SFIC	Sold Separate	Plug (lower)	-	606	-	-	522	-	622	-	626	-	-	-
		Core Face (upper)	-	606	-	-	522	-	622	-	626	-	-	-
	Mortise	Plug (lower)	606	606	606	606	522	626	622	626	626	626	-	522
		Core Face (upper)	606	606	606	606	522	626	622	626	626	626	-	522
		Housing Face	605	606	609	612	613	619	622	625	626	626	-	316
		Rings	605	606	609	612	613	619	622	625	626	626	-	316
	RIM/DB	Plug (lower)	606	606	606	606	522	626	622	626	626	626	-	522
		Core Face (upper)	606	606	606	606	522	626	622	626	626	626	-	522
		Housing Face	605	606	609	612	613	619	622	625	626	626	-	316



522 is a simulated 613 finish; 316 is a simulated 643e finish.

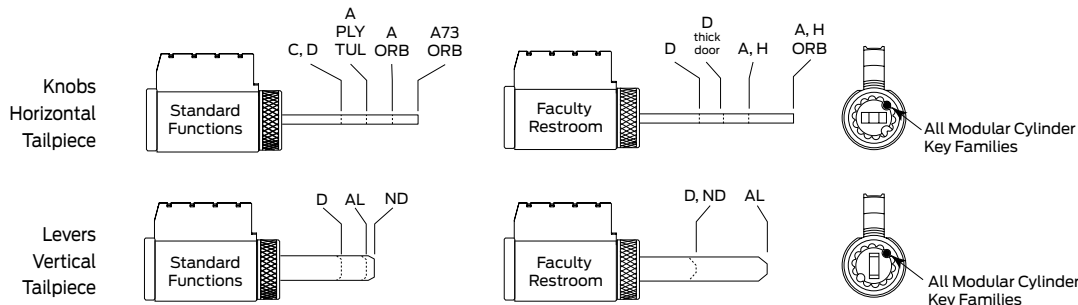
Finishes												
605	606	609	612	613	619	622	625	626	629	630	643e	
Bright Brass	Satin Brass	Antique Brass	Satin Bronze	Oil Rubbed Bronze	Satin Nickel	Matte Black	Bright Chrome	Satin Chrome	Bright Stainless Steel	Satin Stainless Steel	Aged Bronze	

SOLD SEPARATE

CONVENTIONAL CYLINDERS

HOW TO ORDER: Conventional Cylinders (KIL)

	Catalog # - # of Pins	Finish	Keyway	Keying
Standard	23-065-6	626	S123	KD
Primus XP	20-765-XP	626	S123	MK
Primus	20-765	606	CP	KA-OBIT
SL	91-018	626	R125	MK
SL-Primus-XP	91-718-XP	606	R125	MK



SCHLAGE A SERIES	Standard			Primus		Primus UL437	
	Part #	Open	Restricted	Part #	Price	Part #	Price
All (except Orbit)	21-002	\$94.00	\$125.00	20-724	\$205.00	20-524	\$268.00
				20-724-XP	\$205.00	20-524-XP	\$268.00
				20-724-RP	\$205.00	20-524-RP	\$268.00
Orbit (except A73 function)	21-002-122	\$94.00	\$125.00	20-724-122	\$205.00	20-524-122	\$268.00
				20-724-122-XP	\$205.00	20-524-122-XP	\$268.00
				20-724-122-RP	\$205.00	20-524-122-RP	\$268.00
Faculty restroom (except Orbit)	21-003	\$139.00	\$170.00	N/A	N/A	N/A	N/A
Faculty restroom (Orbit)	21-003-168	\$139.00	\$170.00	N/A	N/A	N/A	N/A
	SL		SL Primus		SL Primus UL437		
	Part #	Price	Part #	Price	Part #	Price	
All (except Orbit)	91-004	\$125.00	91-704-XP	\$205.00	91-504-XP	\$268.00	
Orbit (except A73 function)	91-005	\$125.00	91-705-XP	\$205.00	91-505-XP	\$268.00	

SCHLAGE AD SERIES	Standard			Primus		Primus UL437	
	Part #	Open	Restricted	Part #	Price	Part #	Price
All cylindrical and exits with ATH or BAT	23-013	\$94.00	\$125.00	20-750	\$205.00	20-550	\$268.00
				20-750-XP	\$205.00	20-550-XP	\$268.00
				20-750-RP	\$205.00	20-550-RP	\$268.00
All mortise and all exits (except ATH or BAT)	23-118	\$94.00	\$125.00	20-854	\$205.00	20-554	\$268.00
				20-854-XP	\$205.00	20-554-XP	\$268.00
				20-854-RP	\$205.00	20-554-RP	\$268.00
	SL		SL Primus		SL Primus UL437		
	Part #	Price	Part #	Price	Part #	Price	
All cylindrical and exits with ATH or BAT	91-017	\$125.00	91-715-XP	\$205.00	91-515-XP	\$268.00	
All mortise and all exits (except ATH or BAT)	91-019	\$125.00	91-721-XP	\$205.00	91-521-XP	\$268.00	

Individual cylinder components (plug, shell, tailpiece, etc.) are listed beginning on page 362 in the parts section. ■ For pins, springs, etc., see pages 356 - 358.



SOLD SEPARATE

CONVENTIONAL CYLINDERS

SCHLAGE AL SERIES	Standard			Primus		Primus UL437	
	Part #	Open	Restricted	Part #	Price	Part #	Price
All functions	21-020	\$94.00	\$125.00	20-728	\$205.00	20-528	\$268.00
				20-728-XP	\$205.00	20-528-XP	\$268.00
				20-728-RP	\$205.00	20-528-RP	\$268.00
Faculty restroom	21-021	\$139.00	\$170.00	N/A	N/A	N/A	N/A
	SL			SL Primus		Primus UL437	
	Part #	Price		Part #	Price	Part #	Price
All functions	91-006	\$125.00		91-706-XP	\$205.00	91-506-XP	\$268.00

SCHLAGE ALX SERIES	Standard			Primus		Primus UL437	
	Part #	Open	Restricted	Part #	Price	Part #	Price
All functions (except Classroom)	21-020	\$94.00	\$125.00	20-728	\$205.00	20-528	\$268.00
				20-728-XP	\$205.00	20-528-XP	\$268.00
				20-728-RP	\$205.00	20-528-RP	\$268.00
Classroom	23-195	\$94.00	\$125.00	20-685	\$205.00	20-566	\$268.00
				20-685-XP	\$205.00	20-566-XP	\$268.00
				20-685-RP	\$205.00	20-566-RP	\$268.00
	SL			SL Primus		SL Primus UL437	
	Part #	Price		Part #	Price	Part #	Price
All Functions (except Classroom)	91-006	\$125.00		91-706-XP	\$205.00	91-506-XP	\$268.00
Classroom	91-118	\$125.00		91-747-XP	\$205.00	91-618-XP	\$268.00

SCHLAGE D SERIES	Standard			Primus		Primus UL437	
	Part #	Open	Restricted	Part #	Price	Part #	Price
D Series - Knob	23-001	\$94.00	\$125.00	20-748	\$205.00	20-548	\$268.00
				20-748-XP	\$205.00	20-548-XP	\$268.00
				20-748-RP	\$205.00	20-548-RP	\$268.00
D Series - Knob (2" – 2-1/4" thick door)	21-002	\$94.00	\$125.00	20-724	\$205.00	20-524	\$268.00
				20-724-XP	\$205.00	20-524-XP	\$268.00
				20-724-RP	\$205.00	20-524-RP	\$268.00
Faculty restroom (knob)	23-003	\$139.00	\$170.00	N/A	N/A	N/A	N/A
Faculty restroom (2" – 2-1/4" thick door)	23-003-098	\$139.00	\$170.00	N/A	N/A	N/A	N/A
D Series - Lever	23-013	\$94.00	\$125.00	20-750	\$205.00	20-550	\$268.00
				20-750-XP	\$205.00	20-550-XP	\$268.00
				20-750-RP	\$205.00	20-550-RP	\$268.00
Faculty restroom (lever)	23-014	\$139.00	\$170.00	N/A	N/A	N/A	N/A
	SL			SL Primus		SL Primus UL437	
	Part #	Price		Part #	Price	Part #	Price
D Series - Knob	91-016	\$125.00		91-714-XP	\$205.00	91-514-XP	\$268.00
D Series - Knob (2" – 2-1/4" thick door)	91-004	\$125.00		91-704-XP	\$205.00	91-504-XP	\$268.00
D Series - Lever	91-017	\$125.00		91-715-XP	\$205.00	91-515-XP	\$268.00

CYLINDERS

KEYS

CYLINDER PARTS

CL SERIES



SOLD SEPARATE

CONVENTIONAL CYLINDERS

HOW TO ORDER: Conventional Cylinders (KIL)

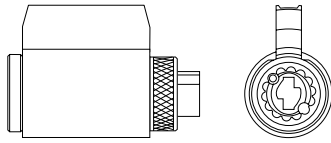
	Catalog # - # of Pins	Finish	Keyway	Keying
Standard	23-065-6	626	S123	KD
Primus XP	20-765-XP	626	S123	MK
Primus	20-765	606	CP	KA-OBIT
SL	91-018	626	R125	MK
SL-Primus-XP	91-718-XP	606	R125	MK

SCHLAGE H SERIES	Standard			Primus		Primus UL437	
	Part #	Open	Restricted	Part #	Price	Part #	Price
All (except Orbit)	21-002	\$94.00	\$125.00	20-724	\$205.00	20-524	\$268.00
				20-724-XP	\$205.00	20-524-XP	\$268.00
				20-724-RP	\$205.00	20-524-RP	\$268.00
Orbit (except A73 function)	21-002-122	\$94.00	\$125.00	20-724-122	\$205.00	20-524-122	\$268.00
				20-724-122-XP	\$205.00	20-524-122-XP	\$268.00
				20-724-122-RP	\$205.00	20-524-122-RP	\$268.00
Faculty restroom (except Orbit)	21-003	\$139.00	\$170.00	N/A	N/A	N/A	N/A
Faculty restroom (Orbit)	21-003-168	\$139.00	\$170.00	N/A	N/A	N/A	N/A
	SL			SL Primus		Primus UL437	
	Part #	Price		Part #	Price	Part #	Price
All (except Orbit)	91-004	\$125.00		91-704-XP	\$205.00	91-504-XP	\$268.00
Orbit (except A73 function)	91-005	\$125.00		91-705-XP	\$205.00	91-505-XP	\$268.00

SCHLAGE ND SERIES	Standard			Primus		Primus UL437	
	Part #	Open	Restricted	Part #	Price	Part #	Price
ND Series Lever	23-065	\$94.00	\$125.00	20-765	\$205.00	20-565	\$268.00
				20-765-XP	\$205.00	20-565-XP	\$268.00
				20-765-RP	\$205.00	20-565-RP	\$268.00
Faculty restroom	23-000	\$139.00	\$170.00	N/A	N/A	N/A	N/A
	SL			SL Primus		Primus UL437	
	Part #	Price		Part #	Price	Part #	Price
All functions	91-018	\$125.00		91-718-XP	\$205.00	91-518-XP	\$268.00

SOLD SEPARATE

CONVENTIONAL CYLINDERS



S Series

SCHLAGE S SERIES	Standard			Primus		Primus UL437	
	Part #	Open	Restricted	Part #	Price	Part #	Price
Keyed Levers	21-059	\$94.00	\$125.00	20-752	\$205.00	20-552	\$268.00
				20-752-XP	\$205.00	20-552-XP	\$268.00
				20-752-RP	\$205.00	20-552-RP	\$268.00
	SL		SL Primus		Primus UL437		
	Part #	Price	Part #	Price	Part #	Price	
Keyed Levers	91-007	\$125.00	91-722-XP	\$205.00	N/A	N/A	

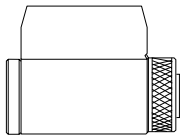
SCHLAGE S200 SERIES	Standard			Primus		Primus UL437	
	Part #	Open	Restricted	Part #	Price	Part #	Price
Keyed Levers	21-059	\$94.00	\$125.00	20-752	\$205.00	20-552	\$268.00
				20-752-XP	\$205.00	20-552-XP	\$268.00
				20-752-RP	\$205.00	20-552-RP	\$268.00
Deadbolts	22-081	\$94.00	\$125.00	24-769	\$205.00	24-569	\$268.00
				24-769-XP	\$205.00	24-569-XP	\$268.00
				24-769-RP	\$205.00	24-569-RP	\$268.00
	SL		SL Primus		SL Primus UL437		
	Part #	Price	Part #	Price	Part #	Price	
Keyed Levers	91-007	\$125.00	91-722-XP	\$205.00	N/A	N/A	
Deadbolts	91-012	\$125.00	91-729-XP	\$205.00	91-529-XP	\$268.00	

SOLD SEPARATE

CONVENTIONAL CYLINDERS

HOW TO ORDER: Conventional Cylinders (KIL)

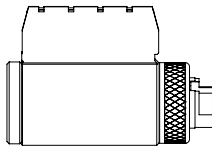
	Catalog # - # of Pins	Finish	Keyway	Keying
Standard	23-065-6	626	S123	KD
Primus XP	20-765-XP	626	S123	MK
Primus	20-765	606	CP	KA-OBIT
SL	91-018	626	R125	MK
SL-Primus-XP	91-718-XP	606	R125	MK



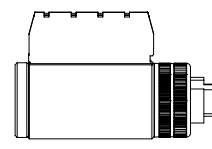
Door

Drawer

CL Series Cabinet Lock



KS-Series Padlocks



KC-Series Cables

SCHLAGE PORTABLE SECURITY	Standard			Primus		Primus UL437	
	Part #	Open	Restricted	Part #	Price	Part #	Price
CL Series (Door)	20-172	\$94.00	\$125.00	20-772	\$205.00	20-572	\$268.00
				20-772-XP	\$205.00	20-572-XP	\$268.00
				20-772-RP	\$205.00	20-572-RP	\$268.00
CL Series (Drawer)	20-174	\$94.00	\$125.00	20-774	\$205.00	20-574	\$268.00
				20-774-XP	\$205.00	20-574-XP	\$268.00
				20-774-RP	\$205.00	20-574-RP	\$268.00
KS Series Padlocks	47-413	\$94.00	\$125.00	47-743	\$205.00	47-542	\$268.00
				47-743-XP	\$205.00	47-542-XP	\$268.00
				47-743-RP	\$205.00	47-542-RP	\$268.00
KC Series Cables	47-414	\$94.00	\$125.00	47-744	\$205.00	47-543	\$268.00
				47-744-XP	\$205.00	47-543-XP	\$268.00
				47-744-RP	\$205.00	47-543-RP	\$268.00
	SL		SL Primus		SL Primus UL437		
	Part #	Price	Part #	Price	Part #	Price	
CL Series (Door)	91-001	\$125.00	91-719-XP	\$205.00	91-519-XP	\$268.00	
CL Series (Drawer)	91-002	\$125.00	91-720-XP	\$205.00	91-520-XP	\$268.00	



SOLD SEPARATE

DEADBOLTS

HOW TO ORDER: Conventional Cylinders (Deadbolt-cylinder only)

	Catalog # - # of Pins	Finish	Keyway	Keying
Standard	22-003-6	626	S123	KD
Primus XP	20-188-XP	626	T145	MK
Primus	20-188	606	CP	KA-OBIT
SL	91-010	626	R123	MK
SL-Primus-XP	91-703	606	R123	MK

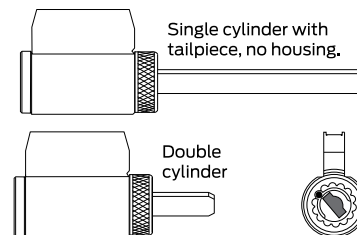
SCHLAGE B250 SERIES								
Cylinder only		Standard			Primus		Primus UL437	
No housing or tailpiece		Part #	Open	Restricted	Part #	Price	Part #	Price
5-pin (C/CE/E/F keyways only)		22-001	\$94.00	N/A	N/A	N/A	N/A	N/A
6-pin standard		22-002	\$94.00	\$125.00	20-729	\$205.00	20-529	\$268.00
					20-729-XP	\$205.00	20-529-XP	\$268.00
					20-729-RP	\$205.00	20-529-RP	\$268.00
		SL		SL Primus		Primus UL437		
		Part #	Price	Part #	Price	Part #	Price	
6-pin standard		91-008		\$125.00	91-707-XP	\$205.00	91-507-XP	\$268.00
Cylinder with housing		Standard			Primus		Primus UL437	
Cylinder and housing, no tailpiece		Part #	Open	Restricted	Part #	Price	Part #	Price
5-pin (C/CE/E/F keyways only)	Outside	22-017	\$94.00	N/A	N/A	N/A	N/A	N/A
	Inside	22-018	\$94.00	N/A	N/A	N/A	N/A	N/A
6-pin standard	Outside	22-019	\$94.00	\$125.00	20-730	\$205.00	20-530	\$268.00
					20-730-XP	\$205.00	20-530-XP	\$268.00
	Inside	22-020	\$94.00	\$125.00	20-731	\$205.00	20-531	\$268.00
					20-731-XP	\$205.00	20-531-XP	\$268.00
Housing only		Standard			Primus		Primus UL437	
No cylinder/core or tailpiece		Part #	Open	Restricted	Part #	Price	Part #	Price
Conventional Cylinder	Outside	B202-824	\$42.20		N/A	N/A	N/A	N/A
	Inside	B202-825	\$42.20		N/A	N/A	N/A	N/A
Full Size Interchangeable Core	Outside	22-061	\$102.00		N/A	N/A	N/A	N/A
	Inside	22-062	\$102.00		N/A	N/A	N/A	N/A
Housing Only - Full Size Interchangeable Core (tailpiece included)		S306-135	\$107.00					
Cylinder only		Standard			Primus		Primus UL437	
No housing or tailpiece		Part #	Open	Restricted	Part #	Price	Part #	Price
Cylinder Only (6-pin)		22-081	\$94.00	\$125.00	24-769	\$205.00	24-569	\$268.00
Cylinder w/Housing (6-pin)		22-082	\$94.00	\$125.00	24-770	\$205.00	24-570	\$268.00

SOLD SEPARATE

DEADBOLTS

HOW TO ORDER: Conventional Cylinders (Deadbolt-cylinder only)

	Catalog # - # of Pins	Finish	Keyway	Keying
Standard	22-003-6	626	S123	KD
Primus XP	20-188-XP	626	T145	MK
Primus	20-188	606	CP	KA-OBIT
SL	91-010	626	R123	MK
SL-Primus-XP	91-703	606	R123	MK



SCHLAGE B500 SERIES								
Single cylinder functions		Standard			Primus		Primus UL437	
		Part #	Open	Restricted	Part #	Price	Part #	Price
B560 and B563	1-3/8" to 1-3/4"	22-003	\$94.00	\$125.00	20-188	\$205.00	20-190	\$268.00
					20-188-XP	\$205.00	20-190-XP	\$268.00
					20-188-RP	\$205.00	20-190-RP	\$268.00
	>1-3/4" to 2-1/4"	22-004	\$94.00	\$125.00	20-189	\$205.00	20-191	\$268.00
					20-189-XP	\$205.00	20-191-XP	\$268.00
					20-189-RP	\$205.00	20-191-RP	\$268.00
B561	1-3/8" to 2-1/4"	22-069	\$94.00	\$125.00	20-071	\$205.00	20-072	\$268.00
					20-071-XP	\$205.00	20-072-XP	\$268.00
					20-071-RP	\$205.00	20-072-RP	\$268.00
		SL		SL Primus		SL Primus UL437		
		Part #	Price	Part #	Price	Part #	Price	
B560 and B563	1-3/8" to 1-3/4"	91-009	\$125.00	91-702-XP	\$205.00	91-502-XP	\$268.00	
	>1-3/4" to 2-1/4"	91-010	\$125.00	91-703-XP	\$205.00	N/A	N/A	
B561	1-3/8" to 2-1/4"	91-011	\$125.00	91-701-XP	\$205.00	91-501-XP	\$268.00	
Double cylinder functions		Standard			Primus		Primus UL437	
		Part #	Open	Restricted	Part #	Price	Part #	Price
B562	1-3/8" to 1-3/4"	22-645	\$94.00	\$125.00	20-745	\$205.00	20-545	\$268.00
					20-745-XP	\$205.00	20-545-XP	\$268.00
					20-745-RP	\$205.00	20-545-RP	\$268.00
	>1-3/4" to 2-1/4"	22-646	\$94.00	\$125.00	20-746	\$205.00	20-546	\$268.00
					20-746-XP	\$205.00	20-546-XP	\$268.00
					20-746-RP	\$205.00	20-546-RP	\$268.00
		SL		SL Primus		SL Primus UL437		
		Part #	Price	Part #	Price	Part #	Price	
B562	1-3/8" to 1-3/4"	91-014	\$125.00	91-712-XP	\$205.00	91-512-XP	\$268.00	
	>1-3/4" to 2-1/4"	91-015	\$125.00	91-713-XP	\$205.00	N/A	N/A	



SOLD SEPARATE

DEADBOLTS

SCHLAGE B600 SERIES		B600 Series			B700 Series		B800 Series	
Single cylinder functions		Standard			Primus		Primus UL437	
		Part #	Open	Restricted	Part #	Price	Part #	Price
B660 and B663	1-3/8" to 2-1/2"	22-644	\$94.00	\$125.00	20-744	\$205.00	20-544	\$268.00
					20-744-XP	\$205.00	20-544-XP	\$268.00
					20-744-RP	\$205.00	20-544-RP	\$268.00
B661 and B664	1-3/8" to 2"	22-642	\$94.00	\$125.00	20-742	\$205.00	20-542	\$268.00
					20-742-XP	\$205.00	20-542-XP	\$268.00
					20-742-RP	\$205.00	20-542-RP	\$268.00
	>2" to 2-1/2"	22-643	\$94.00	\$125.00	20-743	\$205.00	20-543	\$268.00
					20-743-XP	\$205.00	20-543-XP	\$268.00
					20-743-RP	\$205.00	20-543-RP	\$268.00
Double cylinder functions		SL			SL Primus		SL Primus UL437	
		Part #	Price	Part #	Price	Part #	Price	
B660 and B663	1-3/8" to 2-1/2"	91-032	\$125.00	91-711-XP	\$205.00	91-536-XP	\$268.00	
B661 and B664	1-3/8" to 2"	91-030	\$125.00	91-709-XP	\$205.00	91-534-XP	\$268.00	
	>2" to 2-1/2"	91-031	\$125.00	91-710-XP	\$205.00	91-535-XP	\$268.00	
Double cylinder functions		Standard			Primus		Primus UL437	
		Part #	Open	Restricted	Part #	Price	Part #	Price
B662	1-3/8" to 2"	22-085	\$94.00	\$125.00	20-745	\$205.00	20-545	\$268.00
					20-745-XP	\$205.00	20-545-XP	\$268.00
					20-745-RP	\$205.00	20-545-RP	\$268.00
	>2" to 2-1/2"	22-086	\$94.00	\$125.00	20-746	\$205.00	20-546	\$268.00
					20-746-XP	\$205.00	20-546-XP	\$268.00
					20-746-RP	\$205.00	20-546-RP	\$268.00
Double cylinder functions		SL			SL Primus		SL Primus UL437	
		Part #	Price	Part #	Price	Part #	Price	
B662	1-3/8" to 2"	91-028	\$125.00	91-712-XP	\$205.00	91-532-XP	\$268.00	
	>2" to 2-1/2"	91-029	\$125.00	91-713-XP	\$205.00	91-533-XP	\$268.00	
Housing only No cylinder/core or tailpiece		Standard			SL Primus		SL Primus UL437	
		Part #	Price	Part #	Price	Part #	Price	
Full Size Interchangeable Core (Housing Only)	Outside (B660, B661 and B663)	B610-203	\$92.00	B610-203	\$92.00	N/A	N/A	
	Outside (B662)	B610-205	\$92.00	B610-205	\$92.00	N/A	N/A	
	Inside (B662)	B610-028	\$94.50	B610-028	\$94.50	N/A	N/A	
Small Format Interchangeable Core (Housing Only)	Outside (All functions)	B610-204	\$85.40	N/A	N/A	N/A	N/A	
	Inside (B662)	B610-281	\$85.40	N/A	N/A	N/A	N/A	



SOLD SEPARATE

DEADBOLT/INTERCONNECT

HOW TO ORDER: Conventional Cylinders (Deadbolt-cylinder only)

	Catalog # - # of Pins	Finish	Keyway	Keying
Standard	22-003-6	626	S123	KD
Primus XP	20-188-XP	626	T145	MK
Primus	20-188	606	CP	KA-OBIT
SL	91-010	626	R123	MK
SL-Primus-XP	91-703	606	R123	MK

SCHLAGE CS200 SERIES	Standard			Primus		Primus UL437	
	Part #	Open	Restricted	Part #	Price	Part #	Price
Single Cylinder (6-pin)	22-093	\$94.00	\$125.00	N/A	N/A	N/A	N/A
	SL			SL Primus		SL Primus UL437	
	Part #	Price		Part #	Price	Part #	Price
Single Cylinder (6-pin)	91-013	\$125.00		N/A	N/A	N/A	N/A

SCHLAGE H SERIES							
Cylinder only No housing or tailpiece	Standard			Primus		Primus UL437	
	Part #	Open	Restricted	Part #	Price	Part #	Price
Cylinder Only (6-pin)	22-081	\$94.00	\$125.00	24-769	\$205.00	24-569	\$268.00
				24-769-XP	\$205.00	24-569-XP	\$268.00
				24-769-RP	\$205.00	24-569-RP	\$268.00
Cylinder w/Housing (6-pin)	22-082	\$94.00	\$125.00	24-770	\$205.00	24-570	\$268.00
				24-770-XP	\$205.00	24-570-XP	\$268.00
				24-770-RP	\$205.00	24-570-RP	\$268.00
Housing Only - Conventional Cylinder	B202-824	\$42.20					
Housing Only - Full Size Interchangeable Core	S306-135	\$107.00					

CYLINDRICAL
DEADBOLTS
MORTISE
MULTIPOINT
INTERCONNECT
TUBULAR
SPECIALTY
PORTABLE
CYLINDERS/KEYS
TOOLS/KITS
MERCHANDISING
FORMS

SOLD SEPARATE

DEADBOLT/INTERCONNECT

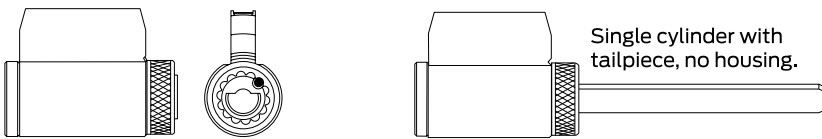
CYLINDERS

KEYS

CYLINDER PARTS

CL SERIES

SCHLAGE H SERIES									
Cylinder only No housing or tailpiece		Standard			Primus		Primus UL437		
		Part #	Open	Restricted	Part #	Price	Part #	Price	
5-pin (C/CE/E/F keyways only)		22-001	\$94.00	N/A	N/A	N/A	N/A	N/A	
6-pin standard		22-002	\$94.00	\$125.00	20-729	\$205.00	20-529	\$268.00	
					20-729-XP	\$205.00	20-529-XP	\$268.00	
					20-729-RP	\$205.00	20-529-RP	\$268.00	
		SL			SL Primus		SL Primus UL437		
		Part #	Open	Restricted	Part #	Price	Part #	Price	
6-pin standard		91-008		\$125.00	91-707-XP	\$205.00	91-507-XP	\$268.00	
Cylinder with housing Cylinder and housing, no tailpiece		Standard			Primus		Primus UL437		
		Part #	Open	Restricted	Part #	Price	Part #	Price	
5-pin (C/CE/E/F keyways only)		Outside	22-017	\$94.00	N/A	N/A	N/A	N/A	
		Inside	22-018	\$94.00	N/A	N/A	N/A	N/A	
6-pin standard		Outside	22-019	\$94.00	\$125.00	20-730	\$205.00	20-530	\$268.00
						20-730-XP	\$205.00	20-530-XP	\$268.00
		Inside	22-020	\$94.00	\$125.00	20-731	\$205.00	20-531	\$268.00
						20-731-XP	\$205.00	20-531-XP	\$268.00
Housing only (not applicable H160) No cylinder/core or tailpiece		Standard			Primus		Primus UL437		
		Part #	Open	Restricted	Part #	Price	Part #	Price	
Conventional Cylinder		Outside	B202-824	\$42.20		N/A	N/A	N/A	N/A
		Inside	B202-825	\$42.20		N/A	N/A	N/A	N/A
Full Size Interchangeable Core		Outside	22-061	\$102.00		N/A	N/A	N/A	N/A
		Inside	22-062	\$102.00		N/A	N/A	N/A	N/A



S200 after 2008

S200 SERIES ORDERED AFTER FEB -2008								
		Standard			Primus		Primus UL437	
		Part #	Open	Restricted	Part #	Price	Part #	Price
Cylinder Only (6-pin)		22-081	\$94.00	\$125.00	24-769	\$205.00	24-569	\$268.00
					24-769-XP	\$205.00	24-569-XP	\$268.00
					24-769-RP	\$205.00	24-569-RP	\$268.00
Cylinder w/Housing (6-pin)		22-082	\$94.00	\$125.00	24-770	\$205.00	24-570	\$268.00
					24-770-XP	\$205.00	24-570-XP	\$268.00
					24-770-RP	\$205.00	24-570-RP	\$268.00
Housing Only - Conventional Cylinder		B202-824	\$42.20					
Housing Only - Full Size Interchangeable Core		S306-135	\$107.00					



SOLD SEPARATE

DEADBOLT/INTERCONNECT

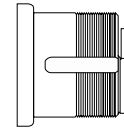
HOW TO ORDER: Conventional Cylinders (Deadbolt-cylinder only)

	Catalog # - # of Pins	Finish	Keyway	Keying
Standard	22-003-6	626	S123	KD
Primus XP	20-188-XP	626	T145	MK
Primus	20-188	606	CP	KA-OBIT
SL	91-010	626	R123	MK
SL-Primus-XP	91-703	606	R123	MK

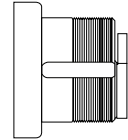
S200 ORDERED BEFORE FEB -2008								
Cylinder only		Standard			Primus		Primus UL437	
No housing or tailpiece		Part #	Open	Restricted	Part #	Price	Part #	Price
5-pin (C/CE/E/F keyways only)		22-001	\$94.00	N/A	N/A	N/A	N/A	N/A
6-pin standard		22-002	\$94.00	\$125.00	20-729	\$205.00	20-529	\$268.00
					20-729-XP	\$205.00	20-529-XP	\$268.00
					20-729-RP	\$205.00	20-529-RP	\$268.00
6-pin standard		SL		SL Primus		SL Primus UL437		
		Part #	Price	Part #	Price	Part #	Price	
6-pin standard		91-008		\$125.00	91-707-XP	\$205.00	91-507-XP	\$268.00
Cylinder with housing		Standard			Primus		Primus UL437	
Cylinder and housing, no tailpiece		Part #	Open	Restricted	Part #	Price	Part #	Price
5-pin (C/CE/E/F keyways only)	Outside	22-017	\$94.00	N/A	N/A	N/A	N/A	N/A
	Inside	22-018	\$94.00	N/A	N/A	N/A	N/A	N/A
6-pin standard	Outside	22-019	\$94.00	\$125.00	20-730	\$205.00	20-530	\$268.00
					20-730-XP	\$205.00	20-530-XP	\$268.00
	Inside	22-020	\$94.00	\$125.00	20-731	\$205.00	20-531	\$268.00
					20-731-XP	\$205.00	20-531-XP	\$268.00
Housing only		Standard			Primus		Primus UL437	
No cylinder/core or tailpiece		Part #	Open	Restricted	Part #	Price	Part #	Price
Conventional Cylinder	Outside	B202-824	\$42.20		N/A	N/A	N/A	N/A
	Inside	B202-825	\$42.20		N/A	N/A	N/A	N/A
Full Size Interchangeable Core	Outside	22-061	\$102.00		N/A	N/A	N/A	N/A
	Inside	22-062	\$102.00		N/A	N/A	N/A	N/A

SOLD SEPARATE

MORTISE

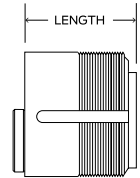


Cylinder Only



Cylinder with Compression Ring & Spring

Concealed



HOW TO ORDER: Conventional Cylinders (Mortise)

	Catalog # - # of Pins	Finish	Cyl. Length	Keyway	Keying
Standard	20-001-6	. 626	. 118	. S123	. KD
Primus XP	20-700-XP	. 626	. 114	. T145	. MK
Primus	20-700	. 606	. 118	. CP	. KA-OBIT
SL	91-051	. 626	. 118	. R145	. MK
SL-Primus-XP	91-751-XP	. 625	. 118	. R145	. MK

Available cylinder lengths: 1-1/8", 1-1/4", 1-3/8", 1-1/2", 1-5/8", 1-3/4"
 All SL cylinders are only available in 1-1/8" and 1-1/4" cylinder lengths

SCHLAGE L SERIES (EXCEPT L9060 OUTSIDE)

Cylinder Only	Standard			Primus		Primus UL437	
	Part #	Open	Restricted	Part #	Price	Part #	Price
L and N escutcheons	30-021	\$111.00	\$142.00	20-793	\$222.00	20-593	\$285.00
				20-793-XP	\$222.00	20-593-XP	\$285.00
				20-793-RP	\$222.00	20-593-RP	\$285.00
L and N escutcheons - LM9280, LM9380 and LMV9380	30-019	\$111.00	\$142.00	N/A	N/A	N/A	N/A
L and N escutcheons - Faculty restroom (Hotel) function	30-022	\$182.00	\$213.00	N/A	N/A	N/A	N/A
Concealed cylinder (L escutcheon)	30-004	\$143.00	\$174.00	20-789	\$254.00	20-589	\$317.00
				20-789-XP	\$254.00	20-589-XP	\$317.00
Concealed cylinder (L escutcheon) - Faculty restroom (Hotel) function	30-005	\$214.00	\$245.00	N/A	N/A	N/A	N/A
	SL			SL Primus		SL Primus UL437	
	Part #	Open	Restricted	Part #	Price	Part #	Price
L and N escutcheons	91-063		\$142.00	91-760-XP	\$222.00	N/A	N/A
L and N escutcheons - LM9280, LM9380 and LMV9380	91-130 (1-1/4)		\$142.00	N/A	N/A	N/A	N/A

Cylinder with compression ring and spring	Standard			Primus		Primus UL437	
	Part #	Open	Restricted	Part #	Price	Part #	Price
Rose trim	30-001	\$118.00	\$149.00	20-787	\$229.00	20-587	\$292.00
				20-787-XP	\$229.00	20-587-XP	\$292.00
				20-787-RP	\$229.00	20-587-RP	\$292.00
Rose trim - LM9280, LM9380, LMV9380, L9081, and LV9081	30-000	\$118.00	\$149.00	N/A	N/A	N/A	N/A
Rose trim - Faculty restroom (Hotel) function	30-002	\$189.00	\$220.00	N/A	N/A	N/A	N/A
	SL			SL Primus		SL Primus UL437	
	Part #	Open	Restricted	Part #	Price	Part #	Price
Rose trim	91-062		\$149.00	91-757-XP	\$229.00	91-557-XP	\$292.00
Rose trim - LM9280, LM9380 and LMV9380	91-129 (1-1/8)		\$149.00	N/A	N/A	N/A	N/A

Add \$25.00 for cylinder lengths of 1-1/2" to 1-3/4"
 Pricing for cylinder lengths greater than 1-3/4", see Special Cylinders (page 342)
 Pricing shown above is for all available finishes

CYLINDERS

KEYS

CYLINDER PARTS

CL SERIES



SOLD SEPARATE

MORTISE

HOW TO ORDER: Conventional Cylinders (Mortise)

	Catalog # - # of Pins	Finish	Cyl. Length	Keyway	Keying
Standard	20-001-6	626	118	S123	KD
Primus XP	20-700-XP	626	114	T145	MK
Primus	20-700	606	118	CP	KA-OBIT
SL	91-051	626	118	R145	MK
SL-Primus-XP	91-751-XP	625	118	R145	MK

Available cylinder lengths: 1-1/8", 1-1/4", 1-3/8", 1-1/2", 1-5/8", 1-3/4"
 All SL cylinders are only available in 1-1/8" and 1-1/4" cylinder lengths

L9060 OUTSIDE, VON DUPRIN AND OTHER STRAIGHT CAM APPLICATIONS ¹										
Cylinder with compression spring	Standard			Primus		Primus UL437				
	Part #	Open	Restricted	Part #	Price	Part #	Price			
	26-021	\$115.00	\$146.00	20-701	\$226.00	20-501	\$289.00			
				20-701-XP	\$226.00	20-501-XP	\$289.00			
				20-701-RP	\$226.00	20-501-RP	\$289.00			
Cylinder with compression ring and spring	SL			SL Primus		SL UL4372				
	Part #	Price		Part #	Price	Part #	Price			
	91-059	\$146.00		91-754-XP	\$226.00	91-564-XP	\$289.00			
				Standard			Primus		Primus UL437	
				Part #	Open	Restricted	Part #	Price	Part #	Price
Lockout Function	N/A	N/A	N/A	20-700	\$229.00	20-500	\$292.00			
				20-700-XP	\$229.00	20-500-XP	\$292.00			
				20-700-RP	\$229.00	20-500-RP	\$292.00			
	SL			SL Primus		SL Primus UL437				
	Part #	Price		Part #	Price	Part #	Price			
Cylinder with compression ring, spring, and 1/8" blocking ring	91-051	\$149.00		91-751-XP	\$229.00	91-561-XP	\$292.00			
				Standard			Primus		Primus UL437	
1-1/8" Length only (Adams Rite 2331)	20-002	\$125.00	\$156.00	20-703	\$236.00	20-503	\$299.00			
				20-703-XP	\$236.00	20-503-XP	\$299.00			
				20-703-RP	\$236.00	20-503-RP	\$299.00			
	SL			SL Primus		SL Primus UL437				
	Part #	Price		Part #	Price	Part #	Price			
1-1/8" Length only (Adams Rite 2331)	91-052	\$156.00		91-752-XP	\$236.00	91-562-XP	\$299.00			
Cylinder Only	Standard			Primus		Primus UL437				
	Part #	Open	Restricted	Part #	Price	Part #	Price			
Concealed Cylinder (L Escutcheon)	26-023	\$143.00	\$174.00	24-767	\$254.00	24-567	\$317.00			
				24-767-XP	\$254.00	24-567-XP	\$317.00			

For dogging applications that require an inverted CAM, specify XQ11-949
 Example: 26-021-6.626.118.S123.KD.XQ11-949

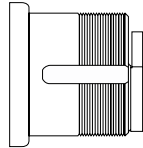
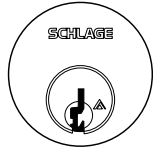
¹ For L9060 outside or application that may require an extend CAM length, the following substitutions can be made in the field to all cylinder listed above. L583-941 (1-1/8", 1-3/8", 1-5/8") and L583-942 (1-1/4", 1-1/2", 1-3/4")

Add \$25.00 for cylinder lengths of 1-1/2" to 1-3/4"
 Pricing for cylinder lengths greater than 1-3/4", see Special Cylinders (page 342)
 Pricing shown above is for all available finishes

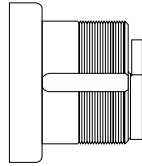
CYLINDRICAL
 DEADBOLT
 MORTISE
 MULTIPoint
 INTERCONNECT
 TUBULAR
 SPECIALTY
 PORTABLE
 CYLINDERS / KEYS
 TOOLS / KITS
 MERCHANDISING
 FORMS

SOLD SEPARATE

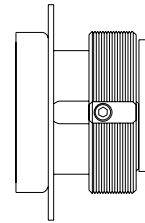
COMPETITOR MORTISE



Cylinder Only



Cylinder with Compression Ring & Spring



20-009, 20-505, 20-705

For old black cast iron case mortise locks only.

ADAMS RITE MS/4500/4700, LORI 4500, AND CORBIN RUSSWIN DL3000	Standard			Primus		Primus UL437	
	Part #	Open	Restricted	Part #	Price	Part #	Price
Cylinder only	26-072	\$111.00	\$142.00	N/A	N/A	N/A	N/A
Cylinder with compression ring and spring (lockout function)	N/A	N/A	N/A	20-718	\$307.00	20-518	\$370.00
				20-718-XP	\$307.00	20-518-XP	\$370.00
Cylinder with 3/8" blocking ring	20-013	\$118.00	\$149.00	20-706	\$229.00	20-506	\$292.00
				20-706-XP	\$229.00	20-506-XP	\$292.00
				20-706-RP	\$229.00	20-506-RP	\$292.00
	SL			SL Primus		SL Primus UL437	
	Part #	Price		Part #	Price	Part #	Price
Cylinder Only	91-060	\$142.00		91-758-XP	\$222.00	91-558-XP	\$285.00
Cylinder with 3/8" blocking ring	91-054	\$149.00		91-755-XP	\$229.00	91-555-XP	\$292.00

ADAMS RITE 4070	Standard			Primus		Primus UL437	
	Part #	Open	Restricted	Part #	Price	Part #	Price
Cylinder only	26-073	\$111.00	\$142.00	20-708	\$222.00	20-508	\$285.00
				20-708-XP	\$222.00	20-508-XP	\$285.00
				20-708-RP	\$222.00	20-508-RP	\$285.00
	SL			SL Primus		SL Primus UL437	
	Part #	Price		Part #	Price	Part #	Price
Cylinder Only	91-061	\$142.00		91-759-XP	\$222.00	91-559-XP	\$285.00

CORBIN RUSSWIN MASTER RING	Standard			Primus		Primus UL437	
	Part #	Open	Restricted	Part #	Price	Part #	Price
Master ring	20-009	\$271.00	\$302.00	20-705	\$382.00	20-505	\$445.00
				20-705-XP	\$382.00	20-505-XP	\$445.00

Available cylinder lengths: 1-1/8", 1-1/4", 1-3/8", 1-1/2", 1-5/8", 1-3/4"
 Add \$25.00 for cylinder lengths of 1-1/2" to 1-3/4"
 Pricing for cylinder lengths greater than 1-3/4", see Special Cylinders (page 342)
 Pricing shown above is for all available finishes

CYLINDERS

KEYS

CYLINDER PARTS

CL SERIES

SOLD SEPARATE

CAM LISTING FOR SCHLAGE MORTISE CYLINDERS

	Conventional Cylinder									Full Size (FSIC)		Small Format (SFIC)	
	Modular Cylinder			SL Cylinder			Non Modular Cylinder						
	Cylinder Length	Cam Profile	Housing & Core Primus UL437	Cam Profile	SL SL/Primus	Cam Profile	Classic Keyways	Everest & Primus	Cam Profile	Housing & Core Housing only Primus SL SL/Primus Housing & Core Housing only			
L-Series (except L9060) Glynn-Johnson HL-6 (except 9060 O/S)	1-1/8, 1-3/8, 1-5/8		L583-474		L583-800 ¹		L583-254	L583-153		L583-255			
	1-1/4, 1-1/2, 1-3/4		L583-475		L583-801 ¹								
	X = 0.261 Y = 0.644			X = 0.252 Y = 0.638			X = 0.252 Y = 0.638						
Schlage LM/LMV Series	1-1/8, 1-3/8, 1-5/8		L583-474		L583-800 ¹					L583-589 (LH)			
	1-1/4, 1-1/2, 1-3/4		L583-475		L583-801 ¹								
	X = 0.261 Y = 0.644			X = 0.256 Y = 0.638									
Schlage L9060 outside (standard length) Glynn-Johnson HL-6 (9060 O/S)	1-1/8, 1-3/8, 1-5/8		L583-476		L583-802 ¹		B502-191	B502-948		K510-680			
	1-1/4, 1-1/2, 1-3/4		L583-477		L583-803 ¹								
	X = 0.338 Y = 0.710			X = 0.338 Y = 0.778									
Von Duprin and Other Straight Cam Apps	1-1/8, 1-3/8, 1-5/8		L583-476		L583-802 ¹					K510-730			
	1-1/4, 1-1/2, 1-3/4		L583-477		L583-803 ¹								
	X = 0.338 Y = 0.710			X = 0.338 Y = 0.710									
Adams Rite MS, 4500 and 4700	1-1/8, 1-3/8, 1-5/8		L583-446		L583-773		B502-292	B502-944		K510-711			
	1-1/4, 1-1/2, 1-3/4		L583-447		L583-774								
	X = 0.185 Y = 0.562			X = 0.187 Y = 0.562			X = 0.187 Y = 0.562						
Adams Rite 4070	1-1/8, 1-3/8, 1-5/8		B520-743		B520-788		B502-380	B502-945		B520-378			
	1-1/4, 1-1/2, 1-3/4		B520-744		B520-789								
	X = 0.323 Y = 0.625			X = 0.323 Y = 0.625			X = 0.311 Y = 0.625						

¹ Not available from the factory as a complete cylinder. Order 20-001 and swap cam.

CYLINDRICAL
DEADPOINT
MORTISE
MULTIPOINT
INTERCONNECT
TUBULAR
SPECIALTY
PORTABLE
CYLINDERS / KEYS
TOOLS / KITS
MERCHANDISING
FORMS

SOLD SEPARATE

CAM SUBSTITUTIONS FOR SCHLAGE MORTISE CYLINDERS

CAM substitutions only allowed on these cylinder numbers: Order Example: 20-00 x B210-731.626.S123	Conventional Cylinder										Full Size (FSIC)					Small Format (SFIC) ¹		
	Modular Cylinder 20-001, 20-002, 20-500, 20-501, 20-515, 20-700, 20-701, 20-715, 26-021					SL Cylinder 91-051118 or 91-051114			Non Modular Cylinder < July 2010		20-059, 20-061, 26-064, 20-763, 20-771, 26-091, 26-094							
	Cylinder Length	Cam Profile	Housing & Core	Primus	UL437	Cam Profile	SL	SL/Primus	Cam Profile	Concealed Cylinder (Classic Keyways)	Concealed Cylinder (Everest & Primus)	Cam Profile	Housing & Core	Housing only	Primus		SL	SL/Primus
Cor Rus® ML2200 (old Cor 7-9000 and Russ 4-5000) Except ML2255 and ML2242 inside	1-1/8, 1-3/8, 1-5/8		B520-732			B520-782			B520-233	B520-309		B520-253						
	1-1/4, 1-1/2, 1-3/4		B520-733			B520-783												
			X = 0.236 Y = 0.731					X = 0.232 Y = 0.729					X = 0.232 Y = 0.727					
Best 40H & 30H Cor Rus® A65 ML2200 (<6/10/93) Russ cast iron	1-1/8, 1-3/8, 1-5/8		B520-734			B520-784			B520-223	B520-367		B520-360						
	1-1/4, 1-1/2, 1-3/4		B520-735			B520-785												
			X = 0.242 Y = 0.757					X = 0.235 Y = 0.729					X = 0.235 Y = 0.752					
Yale® 2160 Arrow® #004 Sargent® 13-0660 (except 16 inside -& 50 outside)	1-1/8, 1-3/8, 1-5/8		B520-736			B520-786			B520-256	B520-329		B520-296						
	1-1/4, 1-1/2, 1-3/4		B520-737			B520-787												
			X = 0.187 Y = 0.727					X = 0.189 Y = 0.718					X = 0.186 Y = 0.725					
Best 30H (except deadbolt functions)	1-1/8, 1-3/8, 1-5/8		L583-476			L583-802 ¹			B502-191	B502-948		K510-730						
	1-1/4, 1-1/2, 1-3/4		L583-477			L583-803 ¹												
			X = 0.338 Y = 0.710					X = 0.338 Y = 0.710										
Falcon 718C (>Mar 2011) Cor Rus® DL4000 (Old Cor 420 and Russ 1503)	1-1/8, 1-3/8, 1-5/8		B520-730			B520-780			B520-295	B520-366		B520-254						
	1-1/4, 1-1/2, 1-3/4		B520-731			B520-781												
			X = 0.155 Y = 0.761					X = 0.155 Y = 0.761										

¹ SFIC Cam substitutions allowed on 80-302, 80-110, 80-132, 80-102 only

SOLD SEPARATE

CAMS SOLD SEPARATE

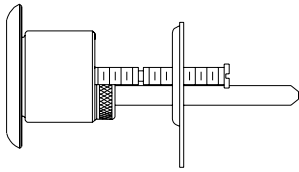
	Conventional Cylinder										Full Size (FSIC)					Small Format (SFIC)				
	Modular Cylinder					SL Cylinder			Non Modular Cylinder		Cam Profile	Housing & Core	Housing only	Primus	SL	SL/Primus	Housing & Core	Housing only		
	Cylinder Length	Cam Profile	Housing & Core	Primus	UL437	Cam Profile	SL	SL/Primus	Cam Profile	Classic Keyways									Everest & Primus	
Sargent and Yale (Non-IC) Sold Separate only	1-1/8, 1-3/8, 1-5/8								L583-197											
	1-1/4, 1-1/2, 1-3/4																			X = 0.252 Y = 0.638
Corbin Russwin (Non-IC) Sold Separate only	1-1/8, 1-3/8, 1-5/8								L583-198											
	1-1/4, 1-1/2, 1-3/4																			
Schlage L9060 outside (extended length applications)¹	1-1/8, 1-3/8, 1-5/8		L583-941																	
	1-1/4, 1-1/2, 1-3/4		L583-942																X = 0.338 Y = 0.778	
Falcon MA (except MA381 function)	1-1/8, 1-3/8, 1-5/8		L583-638																B520-698	
	1-1/4, 1-1/2, 1-3/4		L583-639																	X = 0.196 Y = 0.718
Falcon 24/25 exit device with trims (except 718C and 718NL)	1-1/8, 1-3/8, 1-5/8								A09897-024-00											
	1-1/4, 1-1/2, 1-3/4																			
Falcon 24/25 exit device with trims (only 718C and 718NL)	1-1/8, 1-3/8, 1-5/8								A09894-021-00											
	1-1/4, 1-1/2, 1-3/4																			

SOLD SEPARATE

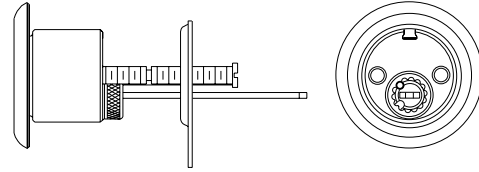
RIM

HOW TO ORDER: Conventional Cylinders (RIM)

	Catalog # - # of Pins	Finish	Keyway	Keying
Standard	20-021	626	S123	KD
Primus XP	20-709-XP	626	T145	MK
Primus	20-709	606	CP	KA-OBIT
SL	91-074	626	R123	MK
SL-Primus-XP	91-775-XP	606	R123	MK



Vertical Tailpiece (No. 1 bar)



Horizontal Tailpiece (No. 2 bar)

RIM CYLINDER							
Conventional Cylinder	Standard			Primus		Primus UL437	
	Part #	Open	Restricted	Part #	Price	Part #	Price
Cylinder (Horizontal Tailpiece)	20-022	\$111.00	\$142.00	20-710	\$222.00	20-510	\$285.00
				20-710-XP	\$222.00	20-510-XP	\$285.00
				20-710-RP	\$222.00	20-510-RP	\$285.00
Cylinder (Vertical Tailpiece)	20-021	\$111.00	\$142.00	20-709	\$222.00	20-509	\$285.00
				20-709-XP	\$222.00	20-509-XP	\$285.00
				20-709-RP	\$222.00	20-509-RP	\$285.00
Lockout - Cylinder (Horizontal Tailpiece)	N/A			20-716	\$300.00	20-516	\$363.00
				20-716-XP	\$300.00	20-516-XP	\$363.00
SL - Conventional Cylinder	Standard			Primus		SL Primus UL 437	
	Part #	Open	Restricted	Part #	Price	Part #	Price
Cylinder (Horizontal Tailpiece)	91-075	N/A	\$142.00	91-775-XP	\$222.00	91-575-XP	\$285.00
Cylinder (Vertical Tailpiece)	91-074	N/A	\$142.00	91-774-XP	\$222.00	91-574-XP	\$285.00
Thumbturns	Standard						
	Part #		Price				
Standard (Horizontal Tailpiece)	XB11-979		\$173.00				
ADA (Horizontal Tailpiece)	XB13-379		\$173.00				

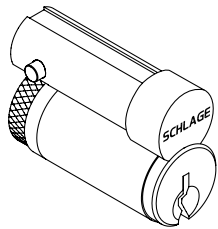
¹ Uncombined cores DO NOT include keys, pins, springs, or Primus components.
 Tailpiece orientation may be changed in the field. For Von Duprin, Monarch and most other applications, tailpiece should be horizontal.
 Pricing for cylinder lengths greater than 1-3/4", see Special Cylinders (page 342).
 Pricing shown above is for all available finishes.

SOLD SEPARATE

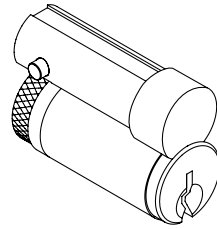
FULL SIZE INTERCHANGEABLE CORE (FSIC)

HOW TO ORDER: Full Size Interchangeable Cores (FSIC)

	Catalog # - # of Pins	Finish	Keyway	Keying
Standard	23-030	626	S123	KD
Primus XP	20-740-XP	626	T145	MK
Primus	20-740	606	CP	KA-OBIT
SL	91-161	626	R123	MK
SL-Primus-XP	91-861-XP	626	R123	MK



23-030



23-031

Full Size Interchangeable Cores (FSIC) Description	Standard			Primus (-XP)		SL		SL-Primus	
	Part #	Open	Restricted	Part #	Price	Part #	Price	Part #	Price
FSIC (w/logo)	23-030	\$106.00	\$137.00	20-740	\$217.00	91-161	\$137.00	91-861-XP	\$217.00
				20-740-XP	\$217.00				
				20-740-RP	\$217.00				
FSIC (w/o logo)	23-031	\$106.00	\$137.00	20-741	\$217.00	91-162	\$137.00	91-862-XP	\$217.00
				20-741-XP	\$217.00				
				20-741-RP	\$217.00				
FSIC (w/logo) - Faculty restroom (Hotel) (L9485/9486)	30-120	\$177.00	\$208.00						
FSIC (w/o logo) - Faculty restroom (Hotel) (L9485/L9486)	30-121	\$177.00	\$208.00						
Competitive Large Format Interchangeable Cores (LFIC)	Standard			Primus		SL		SL-Primus	
	Part #	Open (Everest 29 S)	Restricted (Everest 29 T)	Part #	Price	Part #	Price	Part #	Price
Sargent - Combined	47492846	\$106.00	\$137.00	47505672	\$217.00				
Sargent - Uncombined	47580487	\$68.00	\$99.00	47580489	\$179.00				
Corbin Russwin - Combined	47492854	\$106.00	\$137.00	47505697	\$217.00				
Corbin Russwin - Uncombined	47580488	\$68.00	\$99.00	47580490	\$179.00				

Note: A single control key will be added to orders containing interchangeable cores where a new masterkey system, masterkey expansion with a new different control key, or keyed alike by group if not included on original order.
 Tailpiece modification tool (47646702) available for LFIC - Primus cylinders.



SOLD SEPARATE

FSIC MORTISE

HOW TO ORDER: FSIC (Mortise) - only available in 1-1/2" cylinder length

	Catalog # - # of Pins	Finish	Keyway	Keying
Standard	30-008	626	S123	KD
Primus XP	20-798-XP	626	T145	MK
Primus	20-798	606	CP	KA-OBIT
SL	91-163	626	R123	MK
SL-Primus-XP	91-863-XP	626	R123	MK
Construction Core	30-008	626	ICX	-

Full Size Interchangeable Cores (FSIC) Mortise Cylinder	FSIC			Primus		SL		SL-Primus	
	Part #	Price		Part #	Price	Part #	Price	Part #	Price
		Open	Restricted						
SCHLAGE L (EXCEPT L9060 OUTSIDE)									
Cylinder Only									
Housing Only	30-016	\$102.00							
Cylinder with Compression Ring and Spring									
L and N Escutcheons	30-008	\$215.00	\$246.00	20-798	\$326.00	91-163	\$246.00	91-863-XP	\$326.00
				20-798-XP	\$326.00				
				20-798-RP	\$326.00				
L and N Escutcheons - Faculty restroom (Hotel) (specify handing)	30-010	\$260.00	\$291.00						
Housing Only	30-007	\$109.00							
Cylinder with Compression Ring, Spring, and 3/8" Blocking Ring									
Rose Trim	30-138	\$222.00	\$253.00	20-776	\$333.00	91-169	\$253.00	91-869-XP	\$333.00
				20-776-XP	\$333.00				
				20-776-RP	\$333.00				
Rose Trim - Faculty restroom (Hotel) (specify handing)	30-140	\$267.00	\$298.00						
Housing Only	30-137	\$116.00							
SCHLAGE L9060 OUTSIDE									
Cylinder Only									
Housing Only	30-032	\$102.00							
Cylinder with Compression Ring and Spring									
L and N Escutcheons	30-030*	\$215.00	\$246.00	20-782	\$326.00	91-165	\$246.00	91-865-XP	\$326.00
				20-782-XP	\$326.00				
				20-782-RP	\$326.00				
Cylinder with Compression Ring and Spring, 1/2" Blocking Ring									
Rose Trim				20-783	\$333.00				
				20-783-XP	\$333.00				
				20-783-RP	\$333.00				
SCHLAGE LM9280, LM9380, LMV9380, L9081, AND LV9081									
Cylinder with Compression Ring and Spring									
Housing Only	26-102	\$109.00							
with logo (specify handing)	26-101	\$215.00	\$246.00						
without logo (specify housing)	26-103	\$215.00	\$246.00						

Note: For dogging applications that require an inverted CAM, specify XQ11-948 Example: 26-091.626.s123.kd.XQ11-948

CYLINDERS

KEYS

CYLINDER PARTS

CL SERIES



SOLD SEPARATE

FSIC MORTISE

Von Duprin and Other Straight Cam Apps	FSIC			Primus		SL		SL-Primus	
	Part #	Price		Part #	Price	Part #	Price	Part #	Price
		Open	Restricted						
Cylinder Only									
Housing Only	20-059	\$102.00							
Cylinder with Compression Ring and Spring									
Core and Housing	26-091	\$215.00	\$246.00	20-763	\$326.00	91-171	\$246.00	91-871-XP	\$326.00
				20-763-XP	\$326.00				
				20-763-RP	\$326.00				
Housing Only	26-064	\$102.00							
Cylinder with Compression Ring and Spring, 3/8" Blocking Ring									
Core and Housing	20-061	\$222.00	\$253.00	20-771	\$333.00	91-173	\$253.00	91-873-XP	\$333.00
				20-771-XP	\$333.00				
				20-771-RP	\$333.00				
Cylinder with Compression Ring and Spring									
Housing Only	26-094	\$102.00							
ADAMS RITE MS, 4500 AND 4700, LORI 4500, CORBIN RUSSWIN DL3000									
Core and Housing	26-098	\$215.00	\$246.00			91-172	\$246.00		
Cylinder with Compression Ring and Spring, 3/16" and 3/8" Blocking Rings									
Core and Housing	20-062	\$222.00	\$253.00	20-766	\$333.00	91-174	\$253.00	91-874-XP	\$333.00
				20-766-XP	\$333.00				
				20-766-RP	\$333.00				
Housing Only	20-060	\$102.00							
ADAMS RITE 4070									
Cylinder with Compression Ring and Spring, 3/16" and 3/8" Blocking Rings									
Core and Housing	20-091	\$222.00	\$253.00	20-722	\$333.00	91-175	\$253.00	91-875-XP	\$333.00
				20-722-XP	\$333.00				
				20-722-RP	\$333.00				
Housing Only	20-090	\$102.00							

Full Size IC Cylinder Blocking Ring Requirements, L Series and L Series with Vandlgard					
Function	Trim	Door thickness			
		1-3/8"	1-3/4"	2"	2-1/4"
		Dimension			
L9050, L9056, L9070, L9076, L9080, L9080EL/EU, L9453, L9456, L9460 per XL11-886 or XL-635, L9464 per XL11-886, L9465, L9473, L9480	Rose	050	037	025	025
	Escutcheon	025	012	N/R	N/R
L9485 per XL11-557	Rose	—	037	025	025
	L Escutcheon only	—	012	N/R	N/R
L9486, L9496	Rose	012	N/R	N/R	N/R
L9060, ¹ L9071, ¹ L9077, ¹ L9082, ¹ L9457, ¹ L9462 ¹ per XL11-886, L9466, ¹ L9482 ¹	Rose	—	050	043	031
	Escutcheon	025	012	N/R	N/R
L460, L464, L9460, L9464	Rose	050	037	025	025
L462*, L463*, L9462*, L9463*	Rose	—	050	043	031

Notes: Specify blocking ring (36-082), finish and dimension.
 Blocking ring (36-082) must be used with compression ring (36-083).
 N/R = None Required.
¹ 2 Blocking rings required.

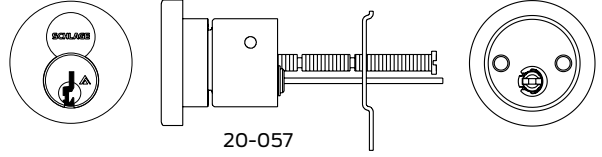


SOLD SEPARATE

FSIC RIM

HOW TO ORDER: FSIC (RIM)

	Catalog # - # of Pins	Finish	Keyway	Keying
Standard	20-057	626	S123	KD
Primus XP	20-757-XP	626	T145	MK
Primus	20-757	606	CP	KA-OBIT
SL	91-170	626	R123	MK
SL-Primus-XP	91-870-XP	626	R123	MK



FULL SIZE INTERCHANGEABLE CORES (FSIC) RIM Cylinder	FSIC			Primus		SL		SL-Primus	
	Part #	Price		Part #	Price	Part #	Price	Part #	Price
		Open	Restricted						
Housing Only	20-079	\$102.00				20-079 ¹	\$102.00		
Core and Housing	20-057	\$208.00	\$239.00	20-757	\$319.00				
				20-757-XP	\$319.00	91-170	\$239.00	91-870-XP	\$319.00
				20-757-RP	\$319.00				

¹ For SL application

CYLINDERS

KEYS

CYLINDER PARTS

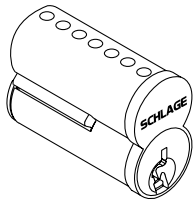
CL SERIES

SOLD SEPARATE

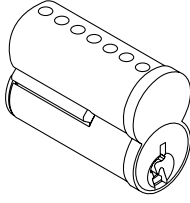
SMALL FORMAT INTERCHANGEABLE CORE (SFIC)

HOW TO ORDER: Small Format Interchangeable Cores (SFIC)

	Catalog # - # of Pins	Finish	Keyway	Keying	
Combinated, 7-pin	80-037	626	R125	MK	Everest 29 R & Everest B Keyways only
	80-036	606	R135	–	Everest29 R & Everest B Keyways only
Uncombinated, 7-pin	80-033	626	AB	–	BEST® Keyways only
Uncombinated, 6-pin	80-043	626	AB	–	BEST® keyways only



80-037



80-033

Small Format Interchangeable Core (SFIC) Description	Standard			
	Part #	Price		Keyways
		Open	Restricted	
Everest 29/Everest (combinated)	80-037		\$123.00	Everest 29 R and Everest B only
Everest 29/Everest (uncombinated)	80-036		\$85.00	Everest 29 R and Everest B only
7-pin (uncombinated)	80-033	\$58.00		BEST keyways only
6-pin (uncombinated)	80-043	\$58.00		BEST keyways only

Uncombinated cores are furnished less keys, pins, and springs.

Note: A single control key will be added to orders containing interchangeable cores where a new masterkey system, masterkey expansion with a new different control key, or keyed alike by group if not included on original order.

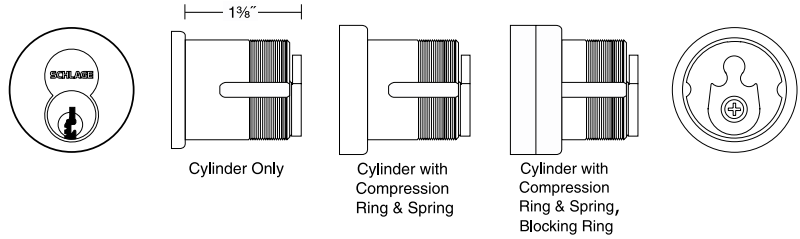
SOLD SEPARATE

SFIC MORTISE

HOW TO ORDER:

SFIC (Mortise) - only available in 1 3/8" cylinder length

	Catalog # - # of Pins	Finish	Keyway	Keying
Standard	80-308	626	R123	MK



Lock Series	Small Format Interchangeable Cores (SFIC) Mortise Cylinder	Construction Cores						
		SFIC		Keyed		Disposable		
		Part #	Price		Part #	Price	Part #	Price
Open	Restricted							
Schlage L (except L9060 outside)	Cylinder with Compression Ring and Spring							
	L and N Escutcheons	80-308		\$232.00	80-138	\$173.00	80-115	\$109.00
	Housing Only	80-108		\$109.00				
	Cylinder with Compression Ring and Spring, 1/4" Blocking Ring							
	Rose Trim	80-301		\$239.00	80-131	\$180.00	80-109	\$116.00
	Housing Only	80-101		\$116.00				
Schlage L9060 outside	Cylinder with Compression Ring and Spring							
	L and N Escutcheons	80-304		\$232.00	80-134	\$173.00	80-112	\$109.00
	Housing Only	80-104		\$109.00				
LM9280, LM9380, LMV9380, L9081, and LV9081t	Cylinder with Compression Ring and Spring							
	Core and Housing	26-106		\$232.00	26-107	\$173.00	26-105	\$109.00
	Housing Only	26-104		\$109.00				
Von Duprin and Other Straight Cam Apps	Cylinder with Compression Ring and Spring, 1/4" Blocking Ring							
	Core and Housing	80-302		\$239.00	80-132	\$180.00	80-110	\$116.00
	Housing Only	80-102		\$116.00				
Adams Rite MS, 4500 and 4700 Corbin Russwin DL3000	Cylinder with 7/16" Blocking Ring	80-303		\$232.00	80-133	\$173.00	80-111	\$109.00
	Housing Only	80-103		\$109.00				
Adams Rite 4070	Cylinder with Comp. Ring and Spring, Blocking Ring	80-305		\$239.00	80-135	\$180.00	80-113	\$116.00
	Housing Only	80-105		\$116.00				

Note: For dogging applications that require an inverted CAM, specify XQ11-948 SM Example: 80-302.626.R123.kd.XQ11-948

Small Format IC Cylinder Blocking Ring Requirements, L Series and L Series with Vandgard					
Function	Trim	Door thickness			
		1-3/8"	1-3/4"	2"	2-1/4"
		Dimension			
L9050, L9056, L9070, L9076, L9080, L9080EL/EU, L9453, L9456, L9460 per XL11-886 or XL-635, L9464 per XL11-886, L9465, L9473, L9480	Rose	037	025	012	N/R
	Escutcheon ²	N/R	N/R	N/R	N/R
L9060 ¹ , L9071 ¹ , L9077 ¹ , L9082 ¹ , L9082EL/EU ¹ , L9457 ¹ , L9462 ¹ per XL11-886, L9464 ¹ , L9466 ¹ , L9482 ¹	Rose	—	050	037	025
	Escutcheon	018	N/R	N/R	N/R
L9496	Rose	025	012	N/R	N/R
L460, L464, L496, L9460, L9464	Rose	037	025	012	N/R
L462 ¹ , L463 ¹ , L9462 ¹ , L9463 ¹	Rose	—	050	037	025

Notes:

Specify blocking ring (36-082), finish, and dimension.

Blocking ring (36-082) must be used with compression ring (36-083).

N/R = None Required.

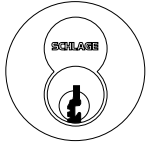
¹ 2 Blocking rings required.

² Compression ring not required for doors over 1-9/16" thick.

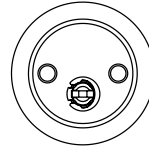
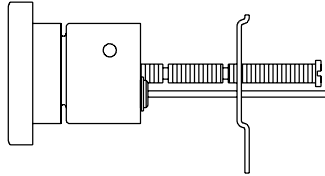
SOLD SEPARATE SFIC RIM

HOW TO ORDER: SFIC (RIM)

	Catalog # - # of Pins	Finish	Keyway	Keying
Standard	80-329	626	R123	MK



Small Format Interchangeable Core



Small Format Interchangeable Cores (SFIC) RIM Cylinder	SFIC		Construction Cores				
	Part #	Price		Keyed		Disposable	
		Open	Restricted	Part #	Price	Part #	Price
Core and Housing	80-329		\$225.00	80-159	\$166.00	80-116	\$102.00
Housing Only	80-129	\$102.00					

SOLD SEPARATE

COMPETITIVE CONVENTIONAL CYLINDERS

Brand	Lock Series	Standard			Primus ¹ (-XP or -RP)		UL 4371 (-XP or -RP) ¹	
		Part #	Price		Part #	Price	Part #	Price
			Open	Restricted				
Corbin Russwin								
	CL3300	24-022	\$94.00	\$125.00	20-762	\$205.00	20-562	\$268.00
	CL3400 and CL3600	24-139	\$94.00	\$125.00	20-739	\$205.00	20-539	\$268.00
	CK4200 and UT5200 (since 1963)	24-127	\$94.00	\$125.00	20-727	\$205.00	20-527	\$268.00
Sargent								
	7L, 8L, 10L (Levers)	24-119	\$94.00	\$125.00	20-719	\$205.00	20-519	\$268.00
	7L, 8L, 10L (Knobs)	24-120	\$94.00	\$125.00	20-720	\$205.00	20-520	\$268.00
	6L (except B Knob)	24-126	\$94.00	\$125.00	20-726	\$205.00	20-526	\$268.00
Yale								
	5300LN and 5400LN (Levers)	24-147	\$94.00	\$125.00	20-747	\$205.00	20-547	\$268.00
	5300LN, 5400LN, and 6200 (Knobs)	24-123	\$94.00	\$125.00	20-723	\$205.00	20-523	\$268.00
Falcon								
	B611, T381(IS/W), and W (except 561)	24-030	\$94.00	\$125.00	20-728	\$205.00	20-528	\$268.00
	T (except 571 and 381 inside)	24-031	\$94.00	\$125.00	24-761	\$205.00	24-561	\$268.00
	T571	24-032	\$94.00	\$125.00	24-762	\$205.00	24-562	\$268.00
	W561 (knobs)	24-033	\$94.00	\$125.00	24-763	\$205.00	24-563	\$268.00
	W561 (levers)	24-034	\$94.00	\$125.00	24-764	\$205.00	24-564	\$268.00
	M Series	24-035	\$94.00	\$125.00	24-765	\$205.00	24-565	\$268.00
	B Series (except 611)	23-013	\$94.00	\$125.00	20-750	\$205.00	20-550	\$268.00

¹ Available in Primus RP (add -RP to part number shown, Classic Obverse keyways only)

Individual cylinder components (plug, shell, tailpiece, etc.) are listed beginning on page 362 in the parts section. For pins, springs, etc., see pages 356–358.

CYLINDERS

KEYS

CYLINDER PARTS

CL SERIES

SOLD SEPARATE

COMPETITIVE CONVENTIONAL CYLINDERS

Brand	Lock Series	SL		SL-Primus ²		SL UL437	
		Part #	Price	Part #	Price	Part #	Price
Corbin Russwin	CL3300	91-020	\$125.00	91-720-XP	\$205.00		
	CL3400 and CL3600	91-027	\$125.00	91-708-XP	\$205.00	91-508-XP	\$268.00
Sargent	7L, 8L, 10L (Levers)	91-042	\$125.00	91-742-XP	\$205.00	91-542-XP	\$268.00
	7L, 8L, 10L (Knobs)	91-043	\$125.00	91-743-XP	\$205.00	91-543-XP	\$268.00
	6L (except B Knob)	91-045	\$125.00	91-745-XP	\$205.00	91-545-XP	\$268.00
Yale	5300LN and 5400LN (Levers)	91-046	\$125.00	91-746-XP	\$205.00	91-546-XP	\$268.00
	5300LN, 5400LN, and 6200 (Knobs)	91-044	\$125.00	91-744-XP	\$205.00	91-544-XP	\$268.00
Falcon	B611, T381(IS/W), and W (except 561)	91-021	\$125.00	91-706-XP	\$205.00	91-506-XP	\$268.00
	T (except 571 and 381 inside)	91-022	\$125.00	91-724 XP	\$205.00	91-524 XP	\$268.00
	T571	91-023	\$125.00	91-725 XP	\$205.00	91-525 XP	\$268.00
	W561 (knobs)	91-024	\$125.00	91-726 XP	\$205.00	91-526 XP	\$268.00
	W561 (levers)	91-025	\$125.00	91-727 XP	\$205.00	91-527 XP	\$268.00

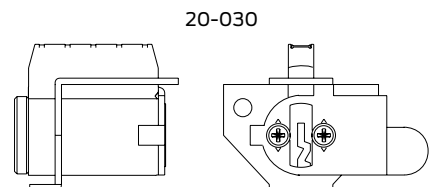
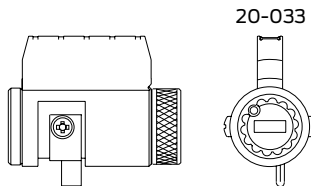
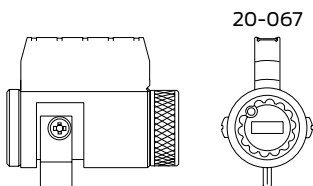
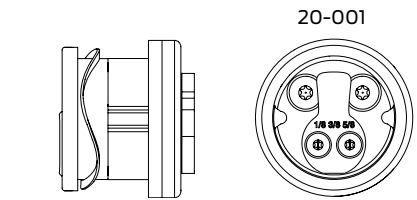
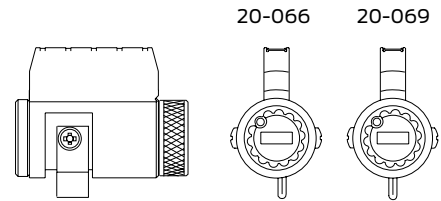
² SL cylinders only available with Primus XP

Individual cylinder components (plug, shell, tailpiece, etc.) are listed beginning on page 362 in the parts section.
For pins, springs, etc., see pages 356–358

SOLD SEPARATE

LETTER/MAIL BOX CYLINDERS

Description	Keyway Type	Complete Cylinder	Complete Cyl. Price	
			Open	Restricted
American Device	Classic	20-066	\$137.00	\$168.00
	Everest and Everest 29			
Auth, 466, 470, 480 Series	Classic	20-067	\$137.00	\$168.00
	Everest and Everest 29			
Bommer vertical mail box	Classic	20-001-118	\$118.00	\$149.00
	Everest and Everest 29			
Bommer and Florence, Cutler Mail Chute, Federal Equipment	Classic	20-069	\$137.00	\$168.00
	Everest and Everest 29			
Corbin Wood Products	Classic	20-033	\$137.00	\$168.00
	Everest and Everest 29			
Dura Steel	Classic	20-030	\$137.00	\$168.00
	Everest and Everest 29			
Notes:	Finishes: 606 and 626. 20-001 also available 605, 612, 613 and 625. Federal law prohibits the master keying of a letter box cylinder.			





SOLD SEPARATE

SPECIAL CYLINDERS

SPECIAL CYLINDERS EXTENDED FACTORY LEAD TIME		
"X" Number	Description	Price
EXTRA LONG MORTISE CYLINDERS		
XB03-418	Mortise cylinder (20-001, 30-001 or 30-004), 1-7/8" – 5" long Classic, Everest or Everest 29	\$859.00
XB11-475*	Full size IC mortise cylinder (26-091 or 30-008), 2-1/4" – 5" long Classic, Everest or Everest 29	\$1,174.00
	Primus full size IC mortise cylinder (20-763 or 20-798), 2-1/4" – 5" long	\$1,285.00
	Full size IC mortise cylinder housing less core (20-059 or 30-007) 2-1/4" – 5" long	\$1,068.00
XB11-638	Primus mortise cylinder (20-700, 20-787 or 20-789), 1-7/8" – 5" long	\$1,564.00
MORTISE CYLINDER WITH SWITCH		
XB09-195	Mortise cylinder (20-001) with "on" and "off" switch for key controlled electrical circuits, standard	\$910.00
XB09-795	Same as XB09-195, but double position, Classic Standard only (no master keying available)	\$930.00
XQ11-804	Primus mortise cylinder (20-700) with "on" and "off" switch for key controlled electrical circuits	\$1,200.00
RIM CYLINDERS		
XB04-618	Conventional standard pinned cylinder (20-021 or 20-022) for doors over 3" thick. Insure device/ trim thickness is included in addition to door thickness	\$1,077.00
	Primus cylinder (20-710) for doors over 3" thick. Insure device/ trim thickness is included in addition to door thickness	\$1,188.00
XB11-789	Conventional standard pinned cylinder (20-022) with mounting holes for Sargent® exit device	\$205.00
XB11-790	Primus cylinder (20-710) with mounting holes for Sargent® exit device	\$417.00
XB11-958	Full size IC, Standard core (20-057) for doors over 3" thick. Insure device/ trim thickness is included in addition to door thickness	\$1,128.00
	Full size IC, Primus core (20-757) for doors over 3" thick. Insure device/ trim thickness is included in addition to door thickness	\$1,239.00
	Full size IC, housing less core (20-079) for doors over 3" thick. Insure device/ trim thickness is included in addition to door thickness	\$1,022.00
* Available in 1/4" increments. Order collars or blocking rings separately to fill any gaps.		

Note: If you are unable to find your required hardware solution in this price book, please use the Schlage Innovation Center Process in the Forms and Example section.

SOLD SEPARATE

MULTIPLE TAILPIECE KEY-IN-KNOB/LEVER CYLINDERS

Keyway	Contents	Part number	Price each	
			Open	Restricted
All Keyways Everest, Everest 29 and Classic Families	(1) Pre-assembled cylinder 0-bitted, less tailpiece (1) A301-338 tailpiece, A and H-Series Orbit (1) A700-031 tailpiece, A, AL, H-Series (except Orbit) (1) C603-524 tailpiece, D-Series Knobs (1) N523-022 tailpiece, ND-Series Levers (yellow) (2) C503-115 cap pin springs (2) C503-116 cap pins (2) Key Blanks 35-009 (Everest C) OR 35-002 (Everest D) OR 35-270 (Everest 29 S) OR 35-268 (Everest 29 T) OR 35-101 (Classic Obverse)	40-100	\$94.00	\$125.00
Primus / Primus XP All Keyways (Classic, Everest and Everest 29)	(1) Pre-assembled cylinder 0-bitted, less tailpiece, LESS keys (1) A301-338 tailpiece, A and H-Series Orbit (1) A700-031 tailpiece, AL-Series (1) C603-524 tailpiece, D-Series Knobs (1) N523-022 tailpiece, ND-Series Levers (yellow) (2) C503-115 cap pin springs (2) C503-116 cap pins ****Primus Keys must be ordered separately****	40-700* / 40-700-XP / 40-700-RP Controlled Access	\$205.00	\$205.00
		40-500* / 40-500-XP 40-500-RP UL437 Listed	\$268.00	\$268.00
Order Examples:	40-100 626 S123			
	40-700-XP 606 S123 (must specify Primus account information and provide necessary Primus documents)			

* Primus key blanks must be ordered separately.

CYLINDERS

KEYS

CYLINDER PARTS

CL SERIES

FIELD ASSEMBLED

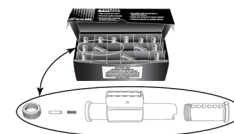
BULK PACK

Key Large Jobs Faster!

Bulk Packs are kits that contain all of the components needed to build 10 cylinders. For added convenience the shells are pre-loaded with pins and springs and slid onto a follower. Cams and tailpieces are sold separately in economical 10-packs to maximize flexibility. **Keys and Primus components are also sold separately.**

The unit price of the unassembled cylinder is up to 15% less than buying it completely assembled. In addition to this savings, labor time is reduced since cylinders don't have to be taken apart before being pinned in the field. Not available in Faculty Restroom (hotel) functions. Must specify finish color, length and keyway.

09-764*
Everest Primus and
Everest 29 Primus Bulk Pack



(Includes 10 of each item shown)

10-PIECE BULK PACK KEY-IN-KNOB/LEVER CYLINDERS

Contents (10 each)	Cylinder mechanism	Keyway type	Bulk pack number	Price each pack	
				Open	Restricted
Loaded shells Plugs Caps Cap pins Cap pin springs Check pins (Everest and Everest 29 standard pinned only) Check pin springs		Classic	09-409	\$677.00	\$900.00
		Everest and Everest 29 Family	09-751	\$677.00	\$900.00
	Primus/Primus XP	Everest and Everest 29	09-764	\$1,476.00	
	Primus/Primus XP	Classic	09-833	\$1,476.00	

10-PIECE BULK PACK MORTISE CYLINDERS

Contents (10 each)	Cylinder mechanism	Keyway type	Bulk pack number	Price each pack	
				Open	Restricted
Loaded shells Plugs Cam Screws Check pins (Everest and Everest 29 standard pinned only) Check pin springs	Standard	Classic	09-412	\$799.00	\$1,022.00
		Everest and Everest 29 Family	09-754	\$799.00	\$1,022.00
	Primus/Primus XP	Everest and Everest 29	09-767	\$1,598.00	
See next page for cams, collars sold separately. Available in 1-1/8" and 1-1/4" only.	Primus/Primus XP	Classic	09-835	\$1,598.00	

10-PIECE BULK PACK RIM CYLINDERS

Contents (10 each)	Cylinder mechanism	Keyway type	Bulk pack number	Price each pack	
				Open	Restricted
Loaded shells Plugs Caps Cap Pins Collars Tailpieces Drivers Cap pin springs Screws and back plate packs Check pins (Everest and Everest 29 standard pinned only) Check pin springs	Standard	Classic	09-410	\$799.00	\$1,022.00
		Everest and Everest 29 Family	09-752	\$799.00	\$1,022.00
	Primus/Primus XP	Everest and Everest 29	09-765	\$1,598.00	
	Primus/Primus XP	Classic	09-834	\$1,598.00	

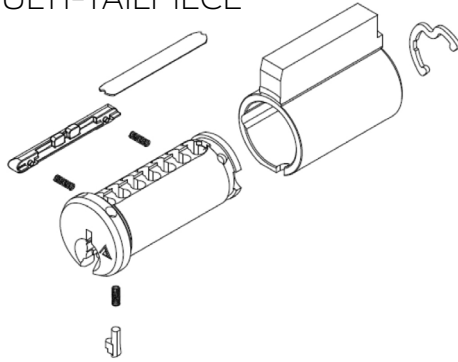
10-PIECE BULK PACK INTERCHANGEABLE CORES

Contents (10 each)	Cylinder mechanism	Keyway type	Bulk pack number	Price each pack	
				Open	Restricted
Loaded shells Plugs Caps Cap pins and springs Actuating rings Actuating pins Control pins Check pins (Everest and Everest 29 standard pinned only) Check pin springs	Standard	Classic	09-411	\$763.00	\$986.00
		Everest and Everest 29 Family	09-753	\$763.00	\$986.00
	Primus/Primus XP	Everest and Everest 29	09-766	\$1,562.00	
	Primus/Primus XP	Classic	09-836	\$1,562.00	
	Everest 29 SL	Everest B and Everest 29 R	91-454	\$986.00	
	Everest 29 SL Primus XP	Everest B and Everest 29 R	91-554	\$1,562.00	

For available finishes, refer to page 314 finish tables.

FIELD ASSEMBLED

MULTI-TAILPIECE



UNASSEMBLED MULTIPLE TAILPIECE KEY-IN-LEVER SL CYLINDERS			
Keyway	Contents	Part number	Price each
			Restricted
Everest B and Everest 29 R Families of keyways	"(1) 33-213 Plug (1) A508-660 Body (1) C604-471 Retaining Clip (1) 90-214 Locking Sidebar for SL (2) C604-472 SL Sidebar Springs (1) 34-950 R/B Everest Check Pin (1) C504-116 R/B Everest Check Pin Spring (1) 90-212 SL Plug cover (1) 90-211 End Cap for SL Cylinders (1) 90-002 SL End Cap Pin (1) C603-952 SL End Cap Spring (1) A301-338 tailpiece, A and H-Series Orbit (1) A700-031 tailpiece, A, AL, H-Series (except Orbit) (1) C603-524 tailpiece, D-Series Knobs (1) N523-022 tailpiece, ND-Series Levers (yellow) ***Cylinder Is Shipped Unassembled In The Box*** ****Does Not Include L Pins, L Pin Springs Or Key Blanks****	91-200	\$125.00
Primus XP Everest B and Everest 29 R Families of keyways	"(1) Plug for SL Primus XP (1) A508-661 SL Primus XP Body (1) C604-471 Retaining Clip (1) 90-214 Locking Sidebar for SL (2) C604-472 SL Sidebar Springs (1) C606-000 Primus Sidebar (2) C603-952 Primus Side Bar Springs (1) 90-212 SL Plug cover (1) 90-211 End Cap for SL Cylinders (1) 90-002 SL End Cap Pin (1) C603-952 SL End Cap Spring (1) A301-338 tailpiece, A and H-Series Orbit (1) A700-031 tailpiece, A, AL, H-Series (except Orbit) (1) C603-524 tailpiece, D-Series Knobs (1) N523-022 tailpiece, ND-Series Levers (yellow) ***Cylinder Is Shipped Unassembled In The Box*** ****Does Not Include L Pins, L Pin Springs, Primus Finger Pin Springs Or Key Blanks****	91-700 Controlled Access	\$205.00

For available finishes, refer to page 314 finish tables.



FIELD ASSEMBLED

BULKPACK

10-PIECE BULK PACKS FOR UNASSEMBLED EVEREST AND EVEREST 29 SL CYLINDERS						
Cylinder type	Contents		Cylinder mechanism	Keyway	Bulk pack number	Price each pack
						Restricted
Key-in-Lever	(10) 33-213 Plug (10) A508-660 Body (10) C604-471 Retaining Clip (10) 90-214 Locking Sidebar for SL (20) C604-472 SL Sidebar Springs (10) 34-950 R/B Everest Check Pin	(10) C504-116 R/B Everest Check Pin Spring (10) 90-212 SL Plug cover (10) 90-211 End Cap for SL Cylinders (10) 90-002 SL End Cap Pin (10) C603-952 SL End Cap Spring	SL Cylinder	Everest B or Everest R Keyway Families	91-451	\$900.00
	Cylinder Is Shipped Unassembled In The Box ****Does Not Include L Pins, L Pin Springs Or Key Blanks****					
	(10) Plug for SL Primus XP (10) A508-661 SL Primus XP Body (10) C604-471 Retaining Clip (10) 90-214 Locking Sidebar for SL (20) C604-472 SL Sidebar Springs (10) C606-000 Primus Sidebar	(20) C603-952 Primus Side Bar Springs (10) 90-212 SL Plug cover (10) 90-211 End Cap for SL Cylinders (10) 90-002 SL End Cap Pin (10) C603-952 SL End Cap Spring	SL Primus XP	Everest B or Everest R Keyway Families	91-551	\$1,476.00
	Cylinder is shipped unassembled in the box ****Does not include L pins, L pin springs, Primus finger pins, Primus finger pin springs or key blanks****					
Mortise	(10) 33-213 Plug (10) A508-660 Body (10) C604-471 Retaining Clip (10) 90-214 Locking Sidebar for SL (20) C604-472 SL Sidebar Springs (10) 34-950 R/B Everest Check Pin	(10) C504-116 R/B Everest Check Pin Spring (10) 90-212 SL Plug cover (10) Front and Back Mortise Housings with Screws (Specify Finish and Length) (10) 90-002 SL End Cap Pin (10) C603-952 SL End Cap Spring	SL Cylinder	Everest B or Everest R Keyway Families	91-452	\$1,022.00
	Cylinder is shipped unassembled in the box. See SL cams table for available cams. Cams and collars sold separately ****Does not include L pins, L pin springs or key blanks****					
	(10) Plug for SL Primus XP (10) A508-661 SL Primus XP Body (10) C604-471 Retaining Clip (10) 90-214 Locking Sidebar for SL (20) C604-472 SL Sidebar Springs (10) C606-000 Primus Sidebar	(20) C603-952 Primus Side Bar Springs (10) 90-212 SL Plug cover (10) Front and Back Mortise Housings with Screws (Specify Finish and Length) (10) 90-002 SL End Cap Pin (10) C603-952 SL End Cap Spring	SL Primus XP	Everest B or Everest R Keyway Families	91-552	\$1,598.00
	Cylinder is shipped unassembled in the box. See SL cams table for available cams. Cams and collars sold separately ****Does not include L pins, L pin springs, Primus finger pins, Primus finger pin springs or key blanks****					
Rim	(10) 33-213 Plug (10) A508-660 Body (10) C604-471 Retaining Clip (10) 90-214 Locking Sidebar for SL (20) C604-472 SL Sidebar Springs (10) 34-950 R/B Everest Check Pin (10) C504-116 R/B Everest Check Pin Spring	(10) 90-212 SL Plug cover (10) Front and Back Rim Housings with Screws (Specify Finish) (10) Rim Cylinder Driver and Tailpiece (10) 90-211 End Cap for SL Cylinders (10) 90-002 SL End Cap Pin (10) C603-952 SL End Cap Spring	SL Cylinder	Everest B or Everest R Keyway Families	91-453	\$1,022.00
	Cylinder is shipped unassembled in the box ****Does not include L pins, L pin springs or key blanks****					
	(10) Plug for SL Primus XP (10) A508-661 SL Primus XP Body (10) C604-471 Retaining Clip (10) 90-214 Locking Sidebar for SL (20) C604-472 SL Sidebar Springs (10) C606-000 Primus Sidebar (20) C603-952 Primus Side Bar Springs	(10) 90-212 SL Plug cover (10) Front and Back Rim Housings with Screws (Specify Finish) (10) Rim Cylinder Driver and Tailpiece (10) 90-211 End Cap for SL Cylinders (10) 90-002 SL End Cap Pin (10) C603-952 SL End Cap Spring	SL Primus XP	Everest B or Everest R Keyway Families	91-553	\$1,598.00
	Cylinder is shipped unassembled in the box ****Does not include L pins, L pin springs, Primus finger pins, Primus finger pin springs or key blanks****					

For available finishes, refer to page 314 finish tables.

CYLINDRICAL
DEADBLT
MORTISE
MULTIPOINT
INTERCONNECT
TUBULAR
SPECIALTY
PORTABLE
CYLINDERS / KEYS
TOOLS / KITS
MERCHANDISING
FORMS

FIELD ASSEMBLED

CAMS AND TAILPIECES

BULK PACK MODULAR AND SL CYLINDER CAMS AND COLLARS				
Keyway type	Type	Contents (10 each)	Bulk pack part number	Price each pack
All (Classic / Everest C, D, Everest 29 S, T & Primus, etc)	Straight Cam - Modular cylinders length (1-1/8"; 1-3/8"; 1-5/8")	L583-476	09-195	\$44.30
	Straight Cam - Modular cylinders length (1-1/4"; 1-1/2"; 1-3/4")	L583-477	09-196	\$44.30
	L-Series Cam - Modular cylinders length (1-1/8"; 1-3/8"; 1-5/8")	L583-474	09-197	\$44.30
	L-Series Cam - Modular cylinders length (1-1/4"; 1-1/2"; 1-3/4")	L583-475	09-198	\$44.30
	Adam's Rite Kit - Modular cylinders length (1-1/8"; 1-3/8"; 1-5/8")	L583-446, 36-079-037, B220-050	09-199*	\$232.00
	Adam's Rite Kit - Modular cylinders length (1-1/4"; 1-1/2"; 1-3/4")	L583-447, 36-079-037, B220-050	09-200*	\$232.00
Everest SL Cylinders using Everest B and Everest 29R Keyways	Straight Cam - Twist and Lock Design for 1-1/8"	L583-802	91-194	\$71.30
	Straight Cam - Twist and Lock Design for 1-1/4"	L583-803	91-195	\$71.30
	L Series Cam - Twist and Lock Design for 1-1/8"	L583-800	91-196	\$71.30
	L Series Cam - Twist and Lock Design for 1-1/4"	L583-801	91-197	\$71.30
	Adams Rite Cam - Twist and Lock Design for 1-1/8"	L583-773, 36-079-037, B220-050	91-198	\$253.00
	Adams Rite Cam - Twist and Lock Design for 1-1/4"	L583-774, 36-079-037, B220-050	91-199	\$253.00

* Specify finish 605, 606, 612, 613, 625 or 626.

10-PIECE TAILPIECE PACKS FOR BULK PACK CYLINDERS (CLASSIC, EVEREST, EVEREST 29 AND PRIMUS)				
Cylinder mechanism	Description	Contents (10 each)	Bulk pack part number	Price each pack
All Modular Cylinders (Classic, Everest & Primus)	A-Series (except Orbit)	A301-337 with C603-098 security disc	09-756	\$102.00
	A-Series Orbit (except A73)	A301-338	09-757	
	AL-Series	A700-031	09-416	\$20.00
	D-Series Levers	C604-243	09-418	
	D-Series Knob	C603-524	09-417	
	ND-Series Levers	N523-022 (yellow)	09-019	

FIELD ASSEMBLED

PRIMUS SUB-ASSEMBLED

PRIMUS CYLINDERS SUB-ASSEMBLED			
Part number		Type	Price each
20-200	Primus Classic, Everest or Everest 29 (Specify Keyway)	Primus classic Key in Lever sub-assembled multiple tailpiece (A and H series Orbit A301-338, AL-Series A700-031, D-Series Levers and knobs C604-243, ND Series N523-022). *	\$142.00
20-201		Primus Classic Mortise Cylinder (specify 1-1/4" or 1-1/8") sub assembled multiple cams – Schlage (L583-474 or L583-475), AR (L583-476 or L583-477) and Straight (L583-446 or L583-447).*	\$178.00
20-202		Primus Classic Rim Cylinder sub-assembled. *	\$178.00
20-203		Primus Classic FSIC sub-assembled.	\$174.00
20-204		Primus Everest and Primus Everest 29 Key in Lever sub-assembled multiple tailpiece. (A and H-Series Orbit A301-338, AL-Series A700-031, D-Series Levers and knobs C604-243, ND-Series N523-022). *	\$142.00
20-205		Primus Everest and Primus Everest 29 Mortise Cylinder (1-1/4" or 1-1/8") sub-assembled multiple cams-Schlage (L583-474 or L583-475), AR (L583-476 or L583-477) and Straight (L583-446 or L583-447).	\$178.00
20-206		Primus Everest and Primus Everest 29 Rim Cylinder sub-assembled. *	\$178.00
20-207		Primus Everest and Primus Everest 29 FSIC sub-assembled. *	\$174.00
20-208		Primus Classic, Everest or Everest 29 UL437 (Specify Keyway)	Primus Classic UL437 Key in Lever sub-assembled multiple tailpiece. (A and H -Series Orbit A301-338, AL-Series A700-031, D-Series Levers and knobs C604-243, ND-Series N523-022). *
20-209	Primus Classic UL437 Mortise Cylinder (specify 1-1/4" or 1-1/8") sub assembled. Multiple cams – Schlage (L583-474 or L583-475), AR (L583-476 or L583-477) and Straight (L583-446 or L583-447).*		\$228.00
20-210	Primus Classic UL 437 Rim Cylinder sub-assembled. *		\$228.00
20-211	Primus Everest and Primus Everest 29 UL 437 Key in Lever sub-assembled. Multiple tailpiece (A and H Series Orbit A301-338, AL-Series A700-031, D-Series Levers and knobs C604-243, ND-Series N523-022). *		\$214.00
20-212	Primus Everest and Primus Everest 29 UL437 Mortise Cylinder (specify 1-1/4" or 1-1/8") sub assembled. Multiple cams – Schlage (L583-474 or L583-475), AR (L583-476 or L583-477) and Straight (L583-446 or L583-447).*		\$228.00
20-213	Primus Everest and Primus Everest 29 UL 437 Rim Cylinder sub-assembled. *		\$228.00

* Please order separately: Keys, plug pins, Primus finger pins and finger pins springs, side bar and side bar springs. Sub assembled cylinders can be used for Primus Legacy, Primus XP, and Primus RP systems. For available finishes, refer to page 314 finish tables.

CYLINDRICAL
DEADBOLTS
MORTISE
MULTIPOINT
INTERCONNECT
TUBULAR
SPECIALTY
PORTABLE
CYLINDERS / KEYS
TOOLS / KITS
MERCHANDISING
FORMS



FIELD ASSEMBLED

PRIMUS SUB-ASSEMBLED

PRIMUS CYLINDERS SUB-ASSEMBLED			
Part number		Type	Price each
20-221	Primus Classic, Everest or Everest 29 (Specify Keyway)	Primus, sub-assembly, key-in-lever cylinder for Corbin Russwin CL3300 C	\$164.00
20-219		Primus, sub-assembly, key-in-lever cylinder for Corbin Russwin CL3400, CL3600	
20-218		Primus, sub-assembly, key-in-knob cylinder for Corbin Russwin CK4200	
20-214		Primus, sub-assembly, key-in-lever cylinder for Sargent 7, 8, 10 Line Levers	
20-215		Primus, sub-assembly, key-in-knob cylinder for Sargent 7, 8, 9 Line Knobs	
20-216		Primus, sub-assembly, key-in-knob cylinder for Sargent 6 Line Except B Knob	
20-220		Primus, sub-assembly, key-in-lever for Yale 5300LN, 5400LN Levers	
20-217		Primus, sub-assembly, key-in-knob Yale 5300, 5400, 6200 Knobs	
20-222	Primus Classic, Everest or Everest 29 UL437 (Specify Keyway)	Primus, sub-assembly, key-in-lever cylinder for Sargent 7, 8, 10 Line Levers	\$214.00
20-223		Primus, sub-assembly, key-in-knob cylinder for Sargent 7, 8, 9 Line Knobs	
20-224		Primus, sub-assembly, key-in-knob cylinder for Sargent 6 Line Except B Knob	
20-225		Primus, sub-assembly, key-in-knob Yale 5300, 5400, 6200 Knobs	
20-228		Primus, sub-assembly, key-in-lever for Yale 5300LN, 5400LN Levers	
20-226		Primus, sub-assembly, key-in-knob cylinder for Corbin Russwin CK4200	
20-227		Primus, sub-assembly, key-in-lever cylinder for Corbin Russwin CL3400, CL3600	
20-229		Primus, sub-assembly, key-in-lever cylinder for Corbin Russwin CL3300	

* Please order separately: Keys, plug pins, Primus finger pins and finger pins springs, side bar and side bar springs.
 Sub assembled cylinders can be used for Primus Legacy, Primus XP, and Primus RP systems.
 For available finishes, refer to page 314 finish tables.

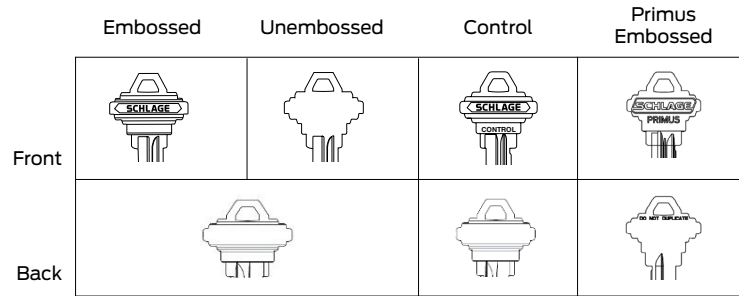
CYLINDERS

KEYS

CYLINDER PARTS

CL SERIES

SOLD SEPARATE KEYS



Classic Keys Standard Bow	Standard			Primus-XP or -RP	
	Part #	Price		Part #	Price
		Open	Restricted		
BLANKS					
Standard bow (embossed) - 5-pin (Order in multiples of 50)	35-100	\$2.20	\$9.30		
Standard bow (unembossed) - 5-pin (Order in multiples of 50)	35-130	\$2.20	\$9.30		
Standard bow (embossed) - 6-pin (Order in multiples of 50)	35-101	\$2.70	\$9.80	35-157 ¹	\$12.70
Standard bow (embossed) - stainless steel LP section				35-171	\$72.70
Standard bow (unembossed) - 6-pin (Order in multiples of 50, NOT available for -XP or -RP)	35-131	\$2.70	\$9.80		
Control - Standard bow (embossed)	35-056	\$6.90	\$14.00	35-158	\$16.90
Control - Standard bow (embossed) - stainless steel LP section				35-172	\$76.90
Control - Standard bow (unembossed, NOT available for -XP or -RP)	35-076	\$6.90	\$14.00		
Control for Faculty Restroom/Hotel Function - Standard bow (embossed)	35-077	\$6.90	\$14.00		
Control for Faculty Restroom/Hotel Function - Standard bow (unembossed)	35-079	\$6.90	\$14.00		
Emergency - Standard bow (embossed)	35-102	\$6.90	\$14.00		
Lockout - Standard bow (embossed)				35-159	\$16.90
CUT KEYS					
Standard bow (embossed) - 5-pin	48-100	\$9.30	\$16.40		
Standard bow (unembossed) - 5-pin	48-130	\$9.30	\$16.40		
Standard bow (embossed) - 6-pin	48-101	\$9.80	\$16.90	48-157	\$19.80
Standard bow (embossed) - stainless steel LP section				48-171	\$79.80
Standard bow (unembossed) - 6-pin (NOT available for -XP or -RP)	48-131	\$9.80	\$16.90		
Control - Standard bow (embossed)	48-056	\$19.10	\$26.20	48-158	\$29.10
Control - Standard bow (embossed) - stainless steel LP section				48-172	\$89.10
Control - Standard bow unembossed (NOT available for -XP or -RP)	48-076	\$19.10	\$26.20		
Control for Faculty Restroom/Hotel Function - Standard bow (embossed)	48-077	\$19.10	\$26.20		
Control for Faculty Restroom/Hotel Function - Standard bow (unembossed)	48-079	\$19.10	\$26.20		
Emergency - Standard bow (embossed)	48-102	\$19.10	\$26.20		
Lockout - Standard bow (embossed)				48-159	\$29.10

5-pin keys are only available in C, CE, E, and F keyways.

To order key blanks with Custom Coining please refer to table on page 355 and how to order examples.

Keys ordered in L or Y sections will be supplied in stainless steel.

Note (CANADA ONLY):

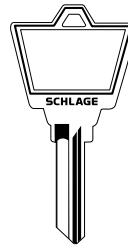
¹ 35-157/48-157/49-157/35-158/48-158/49-158 Primus Classic: Available with embossed key;

35-157-XP/48-157-XP/49-157-XP/35-158-XP/48-158-XP/49-158-XP Primus XP/RP: Only available with unembossed key.

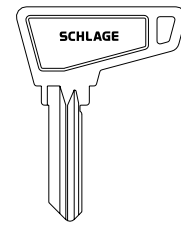


SOLD SEPARATE

KEYS



Large Bow

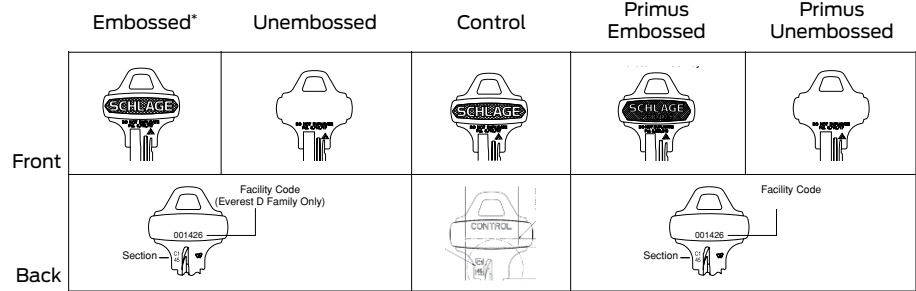


Access Bow

Classic Keys Cont'd	Standard			Primus-XP or -RP	
	Part #	Price		Part #	Price
		Open	Restricted		
MASTER KEYS					
Standard bow (embossed) - 5-pin	49-100	\$18.60	\$25.70		
Standard bow (unembossed) - 5-pin	49-130	\$18.60	\$25.70		
Standard bow (embossed) - 6-pin	49-101	\$19.10	\$26.20	49-157	\$29.10
Standard bow (embossed) - stainless steel LP section				49-171	\$89.10
Standard bow (unembossed) - 6-pin (NOT available in -XP or -RP)	49-131	\$19.10	\$26.20		
Control - Standard bow (embossed)	49-056	\$19.10	\$26.20	49-158	\$29.10
Control - Standard bow (embossed) - stainless steel LP section				49-172	\$89.10
Control - Standard bow (unembossed, NOT available in -XP or -RP)	49-076	\$19.10	\$26.20		
Control for Faculty Restroom/Hotel Function - Standard bow (embossed)	49-077	\$19.10	\$26.20		
Control for Faculty Restroom/Hotel Function - Standard bow (unembossed)	49-079	\$19.10	\$26.20		
Emergency - Standard bow (embossed)	49-102	\$19.10	\$26.20		
BLANKS					
Large Bow - 5-pin	35-140	\$7.70	\$14.80		
Large Bow - 6-pin	35-141	\$8.20	\$15.30	35-116	\$18.20
Access Bow - 5-pin	35-143	\$7.70			
Access Bow - 6-pin	35-144	\$8.20	\$15.30	35-115	\$18.20
CUT KEYS					
Large Bow - 5-pin	48-140	\$15.30	\$22.90		
Large Bow - 6-pin	48-141	\$15.30	\$22.40	48-116	\$25.30
Access Bow - 5-pin	48-143	\$15.30			
Access Bow - 6-pin	48-144	\$15.30	\$22.40	48-115	\$25.30
MASTER KEYS					
Large Bow - 5-pin	49-140	\$24.60	\$31.70		
Large Bow - 6-pin	49-141	\$24.60	\$31.70	49-116	\$34.60
Access Bow - 5-pin	49-143	\$24.60			
Access Bow - 6-pin	49-144	\$24.60	\$31.70	49-115	\$34.60

Note: 5-pin keys are only available in C, CE, E, and F keyways

PRIMUS ID CARDS (ORDER IN MULTIPLES OF 50)		
Classic Primus (Level 1 only)	40-061 40-061-XP	\$6.20
Classic Primus (Level 1+ only)	40-065 40-065-XP	\$6.20
Classic Primus (Level 2 only)	40-062 40-062-XP	\$6.20

SOLD SEPARATE
KEYS


* Everest C embossed keyways will NOT have "Do Not Duplicate" stamped on keys

FULL SIZE EVEREST KEYS	Standard			Primus XP	
	Part #	Price		Part #	Price
		Open	Restricted		
BLANKS					
Standard bow (embossed) (Order in multiples of 50)	35-009	\$8.90			
DO NOT DUPLICATE (embossed) (Order in multiples of 50)	35-002	\$8.90	\$16.00	35-004-XP	\$18.90
DO NOT DUPLICATE (unembossed) (Order in multiples of 50)	35-015	\$8.90	\$16.00	35-012-XP	\$18.90
Control - DO NOT DUPLICATE (embossed)	35-003	\$13.10	\$20.20	35-005-XP	\$23.10
Control - DO NOT DUPLICATE (unembossed)				35-013-XP	\$23.10
Control for Faculty Restroom/Hotel Function - DO NOT DUPLICATE (embossed)	35-016	\$13.10	\$20.20		
Emergency - DO NOT DUPLICATE (embossed)	35-007	\$13.10	\$20.20		
Lockout - Standard bow (embossed)				35-006-XP	\$23.10
Lockout - Standard bow (unembossed)				35-019-XP	\$23.10
CUT KEYS					
Standard bow (embossed)	48-009	\$16.00			
DO NOT DUPLICATE (embossed)	48-002	\$16.00	\$23.10	48-004-XP	\$26.00
DO NOT DUPLICATE (unembossed)	48-015	\$16.00	\$23.10	48-012-XP	\$26.00
Control - DO NOT DUPLICATE (embossed)	48-003	\$25.30	\$32.40	48-005-XP	\$35.30
Control - DO NOT DUPLICATE (unembossed)				48-020-XP	\$35.30
Control for Faculty Restroom/Hotel Function - DO NOT DUPLICATE (embossed)	48-016	\$25.30	\$32.40		
Set-up Key	48-013	\$16.00	\$23.10		
Emergency - DO NOT DUPLICATE (embossed)	48-007	\$25.30	\$32.40		
Lockout - Standard bow (embossed)				48-006-XP	\$35.30
Lockout - Standard bow (unembossed)				48-019-XP	\$35.30
MASTER KEYS					
Standard bow (embossed)	49-009	\$25.30			
DO NOT DUPLICATE (embossed)	49-002	\$25.30	\$32.40	49-004-XP	\$35.30
DO NOT DUPLICATE (unembossed)	49-015	\$25.30	\$32.40	49-012-XP	\$35.30
Control - DO NOT DUPLICATE (embossed)	49-003	\$25.30	\$32.40	49-005-XP	\$35.30
Control - DO NOT DUPLICATE (unembossed)				49-020-XP	\$35.30
Control for Faculty Restroom/Hotel Function - DO NOT DUPLICATE (embossed)	49-016	\$25.30	\$32.40		
Emergency - DO NOT DUPLICATE (embossed)	49-007	\$25.30	\$32.40		

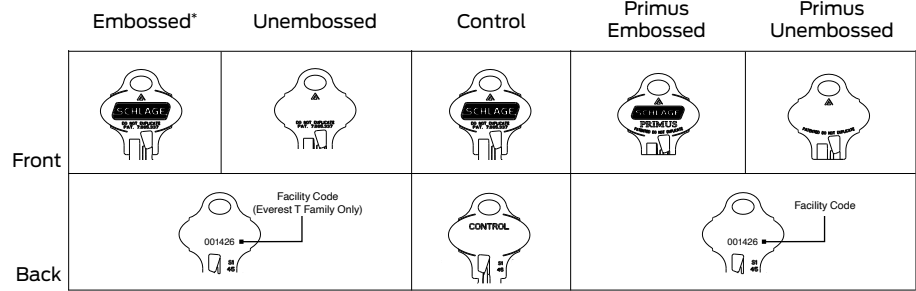
Note: To order key blanks with Custom Coining, please refer to table on page 355 and how to order examples.

Note: (CANADA ONLY) Available with C-family open sections or D-family restricted sections.

PRIMUS ID CARDS (ORDERS IN MULTIPLES OF 50)		
Everest Primus (Levels 7 and 8 only)	40-060	\$6.20
Everest Primus XP (Levels 7 and 8 only)	40-060-XP	\$6.20

SOLD SEPARATE

KEYS



* Everest29 S embossed keyways will NOT have "Do Not Duplicate" stamped on keys

FULL SIZE EVEREST 29 KEYS	Standard			Primus XP	
	Part #	Price		Part #	Price
		Open	Restricted		
BLANKS					
Standard bow (embossed) (Order in multiples of 50)	35-270	\$4.90			
DO NOT DUPLICATE (embossed) (Order in multiples of 50)	35-268	\$4.90	\$12.00	35-199-XP	\$14.90
DO NOT DUPLICATE (unembossed) (Order in multiples of 50)	35-272	\$4.90	\$12.00	35-215-XP	\$14.90
Control - DO NOT DUPLICATE (embossed)	35-269	\$9.10	\$16.20	35-273-XP	\$19.10
Control - DO NOT DUPLICATE (unembossed)				35-138-XP	\$19.10
Control for Faculty Restroom/Hotel Function - DO NOT DUPLICATE (embossed)	35-267	\$9.10	\$16.20		
Emergency - DO NOT DUPLICATE (embossed)	35-271	\$9.10	\$16.20		
Lockout - Standard bow (embossed)				35-216-XP	\$19.10
Lockout - Standard bow (unembossed)				35-218-XP	\$19.10
CUT KEYS					
Standard bow (embossed)	48-270	\$12.00			
DO NOT DUPLICATE (embossed)	48-268	\$12.00	\$19.10	48-199-XP	\$22.00
DO NOT DUPLICATE (unembossed)	48-272	\$12.00	\$19.10	48-215-XP	\$22.00
Control - DO NOT DUPLICATE (embossed)	48-269	\$21.30	\$28.40	48-273-XP	\$31.30
Control - DO NOT DUPLICATE (unembossed)				48-014-XP	\$31.30
Control for Faculty Restroom/Hotel Function - DO NOT DUPLICATE (embossed)	48-267	\$21.30	\$28.40		
Setup Key	48-034	\$12.00	\$19.10		
Emergency - DO NOT DUPLICATE (embossed)	48-271	\$21.30	\$28.40		
Lockout - Standard bow (embossed)				48-216-XP	\$31.30
Lockout - Standard bow (unembossed)				48-218-XP	\$31.30
MASTER KEYS					
Standard bow (embossed)	49-270	\$21.30			
DO NOT DUPLICATE (embossed)	49-268	\$21.30	\$28.40	49-199-XP	\$31.30
DO NOT DUPLICATE (unembossed)	49-272	\$21.30	\$28.40	49-215-XP	\$31.30
Control - DO NOT DUPLICATE (embossed)	49-269	\$21.30	\$28.40	49-273-XP	\$31.30
Control - DO NOT DUPLICATE (unembossed)				49-023-XP	\$31.30
Control for Faculty Restroom/Hotel Function - DO NOT DUPLICATE (embossed)	49-267	\$21.30	\$28.40		
Emergency - DO NOT DUPLICATE (embossed)	49-271	\$21.30	\$28.40		
Control - DO NOT DUPLICATE (embossed) - LFIC, competitor	49-080	\$21.30	\$28.40	49-082-XP	\$31.30
Control - DO NOT DUPLICATE (unembossed) - LFIC, competitor	49-081	\$21.30	\$28.40	49-083-XP	\$31.30

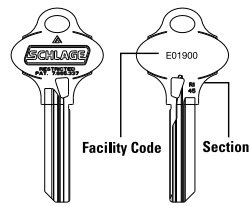
Note: To order key blanks with Custom Coining, please refer to table on page 355 and how to order examples.

Note: (CANADA ONLY) Available with S-family open sections or T-family restricted sections.

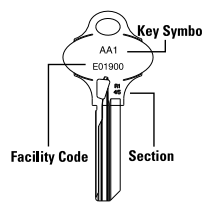
PRIMUS ID CARDS (ORDERS IN MULTIPLES OF 50)	Standard	Primus XP	
		Part #	Price
Everest29 Primus (Levels 7 and 8 only)		40-060	\$6.20
Everest 29 Primus XP (Levels 7 and 8 only)		40-060-XP	\$6.20

SOLD SEPARATE

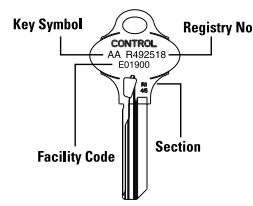
KEYS



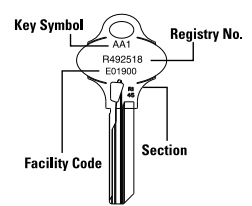
35-400
Key Blanks



35-264
Operating Keys



49-355
Control Keys



49-400
Master Keys

Standard markings unless otherwise specified. See page 376 for additional key stamping information.

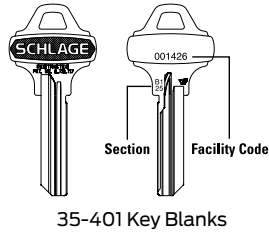
SMALL FORMAT AND SL EVEREST 29 R KEYS	Standard		Primus XP	
	Part#	Price	Part#	Price
BLANKS				
Standard bow (embossed), SFIC and SL (Order in multiples of 50)	35-400	\$12.00	35-423-XP	\$14.90
Standard bow (unembossed), SFIC and SL (Order in multiples of 50)	35-264	\$12.00	35-424-XP	\$14.90
Control - Standard bow (embossed), SFIC only (Order in multiples of 50)	35-400	\$12.00	N/A	N/A
Control - Standard bow (unembossed), SFIC only (Order in multiples of 50)	35-264	\$12.00	N/A	N/A
Control - Standard bow (embossed), SL FSIC only	35-429	\$16.20	35-431-XP	\$19.10
Control - Standard bow (unembossed), SL FSIC only	35-430	\$16.20	35-432-XP	\$19.10
CUT KEYS				
Standard bow (embossed), SFIC and SL	48-400	\$19.10	48-423-XP	\$22.00
Standard bow (unembossed), SFIC and SL	48-264	\$19.10	48-424-XP	\$22.00
Control - Standard bow (embossed), SL FSIC only	48-429	\$28.40	48-431-XP	\$31.30
Control - Standard bow (unembossed), SL FSIC only	48-430	\$28.40	48-432-XP	\$31.30
MASTER KEYS				
Standard bow (embossed), SFIC and SL	49-400	\$28.40	49-423-XP	\$31.30
Standard bow (unembossed), SFIC and SL	49-264	\$28.40	49-424-XP	\$31.30
Control - Standard bow (embossed), SFIC only	49-355	\$28.40	N/A	N/A
Control - Standard bow (unembossed), SFIC only	49-000	\$28.40	N/A	N/A
Control - Standard bow (embossed), SL FSIC only	49-429	\$28.40	49-431-XP	\$31.30
Control - Standard bow (unembossed), SL FSIC only	49-430	\$28.40	49-432-XP	\$31.30

Note: To order key blanks with Custom Coining, please refer to table on page 355 and how to order examples

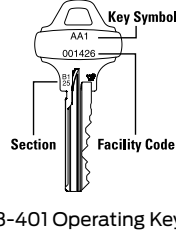
SOLD SEPARATE

KEYS

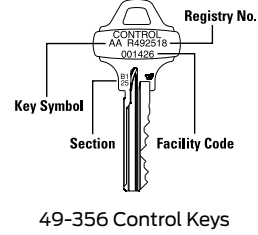
Standard markings unless otherwise specified. See page 376 for additional key stamping information.



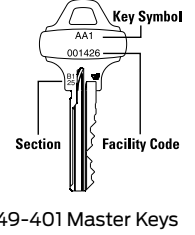
35-401 Key Blanks



48-401 Operating Keys



49-356 Control Keys



49-401 Master Keys

SMALL FORMAT AND SL EVEREST B KEYS	Standard		Primus XP	
	Part#	Price	Part#	Price
BLANKS				
Standard bow (embossed), SFIC and SL (Order in multiples of 50)	35-401	\$16.00	35-421-XP	\$18.90
Standard bow (unembossed), SFIC and SL (Order in multiples of 50)	35-021	\$16.00	35-422-XP	\$18.90
Control - Standard bow (embossed), SFIC only (Order in multiples of 50)	35-401	\$16.00	N/A	N/A
Control - Standard bow (unembossed), SFIC only (Order in multiples of 50)	35-021	\$16.00	N/A	N/A
Control - Standard bow (embossed), SL FSIC only	35-425	\$20.20	35-427-XP	\$23.10
Control - Standard bow (unembossed), SL FSIC only	35-426	\$20.20	35-428-XP	\$23.10
CUT KEYS				
Standard bow (embossed), SFIC and SL	48-401	\$23.10	48-421-XP	\$26.00
Standard bow (unembossed), SFIC and SL	48-021	\$23.10	48-422-XP	\$26.00
Control - Standard bow (embossed), SL FSIC only	48-425	\$32.40	48-427-XP	\$35.30
Control - Standard bow (unembossed), SL FSIC only	48-426	\$32.40	48-428-XP	\$35.30
MASTER KEYS				
Standard bow (embossed), SFIC and SL	49-401	\$32.40	49-421-XP	\$35.30
Standard bow (unembossed), SFIC and SL	49-021	\$32.40	49-422-XP	\$35.30
Control - Standard bow (embossed), SFIC only	49-356	\$32.40	N/A	N/A
Control - Standard bow (unembossed), SFIC only	49-022	\$32.40	N/A	N/A
Control - Standard bow (embossed), SL FSIC only	49-425	\$32.40	49-427-XP	\$35.30
Control - Standard bow (unembossed), SL FSIC only	49-426	\$32.40	49-428-XP	\$35.30

Note: To order key blanks with Custom Coining please refer to table on page 355 and how to order examples

SFIC BEST SECTION KEYS - BLANKS	Part#	Price
Standard bow (unembossed), 6 or 7-pin	35-310	\$4.90

CYLINDERS

KEYS

CYLINDER PARTS

CL SERIES



SOLD SEPARATE

KEYS

How to order custom coined keys:

- Catalog # followed by the customer's die number
- Each value must be separated by a period
- Example: 35-470.XO-XXX
- Customer specific die must be created through RFQ process, request should be submitted through Schlage Innovation Center.
- Die # XQ12-514 - "U.S. Property - Do Not Duplicate" (available with 35-470 and 35-472 only)
- Die # XQ07-832 - "U.S. Property" (available with 35-470 thru 35-473)

KEYS FOR CUSTOM COINED	Standard			Primus-XP or -RP	
	Part #	Open	Restricted	Part #	Price
Classic Keys					
Key Blank	35-470	\$10.50	\$17.60	35-471	\$20.50
Control - Key Blank	35-472	\$14.70	\$21.80	35-473	\$26.90
Everest Keys					
		Standard		Primus XP	
Key Blank (C and D keyways)	35-474	\$16.70	\$23.80	35-475-XP	\$26.70
Control - Key Blank (C and D keyways)	35-476	\$20.90	\$28.00	35-477-XP	\$30.90
Key Blank (B keyways), SFIC and SL	35-478	N/A	\$23.80	35-481-XP	\$26.70
Control - Key Blank (B keyways), SFIC only	35-479	N/A	\$23.80	N/A	N/A
Control - Key Blank (B keyways), SL FSIC only	35-480	N/A	\$28.00	35-482-XP	\$30.90
Everest 29 Keys					
		Standard		Primus XP	
Key Blank (S and T keyways)	35-483	\$12.70	\$19.80	35-484-XP	\$22.70
Control - Key Blank (S and T keyways)	35-485	\$16.90	\$24.00	35-486-XP	\$26.90
Key Blank (R keyways), SFIC and SL	35-487	N/A	\$19.80	35-490-XP	\$22.70
Control - Key Blank (R keyways), SFIC only	35-488	N/A	\$19.80	N/A	N/A
Control - Key Blank (R keyways), SL FSIC only	35-489	N/A	\$24.00	35-491-XP	\$26.90



PARTS

CYLINDERS

KEYS

CYLINDER PARTS

CL SERIES

ORIGINAL MANUFACTURER NICKEL SILVER PINS-FULL SIZE CYLINDERS			
Description			
Part #	Type	Size	Price
34-101	Top pins	#1	Order in multiples of 100 \$0.10
34-102		#2	
34-103		#3	
34-202	Master pins	#2	
34-203		#3	
34-204		#4	
34-205		#5	
34-206		#6	
34-207		#7	
34-208		#8	
34-209	#9		
34-300	Bottom pins	#0	
34-301		#1	
34-302		#2	
34-303		#3	
34-304		#4	
34-305		#5	
34-306		#6	
34-307		#7	
34-308		#8	
34-309	#9		
34-007	Everest and Everest 29 check pin	—	Order in multiples of 50 \$2.60

PRIMUS® FINGER PINS AND SIDEBARS (PRIMUS RP PINS SHOWN IN PARENTHESIS)		
Part #	Description	Price
34-001 (34-223)	Finger pin #1 (RP)	Order in multiples of 100 \$1.50
34-002 (34-224)	Finger pin #2 (RP)	
34-003 (34-225)	Finger pin #3 (RP)	
34-004 (34-226)	Finger pin #4 (RP)	
34-005 (34-227)	Finger pin #5 (RP)	
34-006 (34-228)	Finger pin #6 (RP)	
34-058 (34-229)	Finger pin #7 (RP)	
C603-950	Sidebar	\$5.90
C606-000	Sidebar (SL only)	\$5.90

CAP AND CAP PIN		
Part #	Description	Price
C503-116*	Cap pin (non-IC)	Order in multiples of 100 \$0.30
C503-118*	Cap	Order in multiples of 25 \$2.60
C603-827	Full Size IC Cap Pin	Order in multiples of 100 \$0.40

* See CYL-13 for KC-Series cap and cap pin

MASTER PINS - LFIC COMPETITOR CYLINDER			
Description			
Part #	Type	Size	Price
47578810	Master pins	#10	Order in multiples of 100 \$0.10
47578811		#11	
47578812		#12	
47578813		#13	
47578814		#14	
47578815		#15	
47578816		#16	
47578817		#17	
47578818		#18	
47578819	#19		

CONSTRUCTION BALLS, RCK		
Part #	Description	Price
34-401	Pack of 1,000 ball bearings	\$46.30

SPRINGS		
Part #	Description	Price
C503-113	Pin tumbler spring (including Primus)	Order in multiples of 100 \$0.30
C503-115	Cap retainer pin spring (including Primus)	
C603-951	Primus finger pin spring and Everest check pin spring	
C603-952	Primus sidebar spring	

WARD RINGS		
Part #	Description	Price
K510-045	Stop ring for faculty restroom/hotel function Everest and Everest 29 mortise cylinders	\$5.60
K510-434	Stop ring for faculty restroom/hotel function Classic mortise cylinders	\$5.60

Ordering Shaded prices are specified in unit quantities (per piece) and must be ordered in multiples.
 Example:
 Order 100 34-300,
 Receive 1 bag of 100 pins. Price = \$10.00

PARTS

ORIGINAL MANUFACTURER NICKEL SILVER PINS - SMALL FORMAT INTERCHANGEABLE CORES			
Part #	Description		Price
	Type	Size	
34-902	Master/ build-up/ top pins	#2B	Order in multiples of 100 \$0.10
34-903		#3B	
34-904		#4B	
34-905		#5B	
34-906		#6B	
34-907		#7B	
34-908		#8B	
34-909		#9B	
34-910		#10B	
34-911		#11B	
34-912		#12B	
34-913		#13B	
34-914		#14B	
34-915		#15B	
34-916		#16B	
34-917		#17B	
34-918		#18B	
34-919		#19B	
34-800		Bottom pins	
34-801	#1A		
34-802	#2A		
34-803	#3A		
34-804	#4A		
34-805	#5A		
34-806	#6A		
34-807	#7A		
34-808	#8A		
34-809	#9A		
34-950	Everest & Everest 29 check pin	-	\$2.70

**Ordering
Shaded prices are
specified in unit
quantities
(per piece) and must
be ordered in multiples.**

Example:
Order 100 34-300,
Receive 1 bag of 100
pins. Price = \$10.00

SFIC CAPS		
Part #	Description	Price
34-952	21C Cap	Order in multiples of 500 \$0.10

SFIC SPRINGS		
Part #	Description	Price
C504-114	20S Tumbler spring	Order in multiples of 500 \$0.10
C504-116	Everest & Everest 29 check spring pin	Order in multiples of 100 \$0.30

SFIC PLUG RETAINER		
Part #	Description	Price
C603-936	Plug retainer	Order in multiples of 20 \$3.00

Note: SFIC plug retainer is compatible with SFIC Everest products manufactured after October 18, 2002.

PARTS

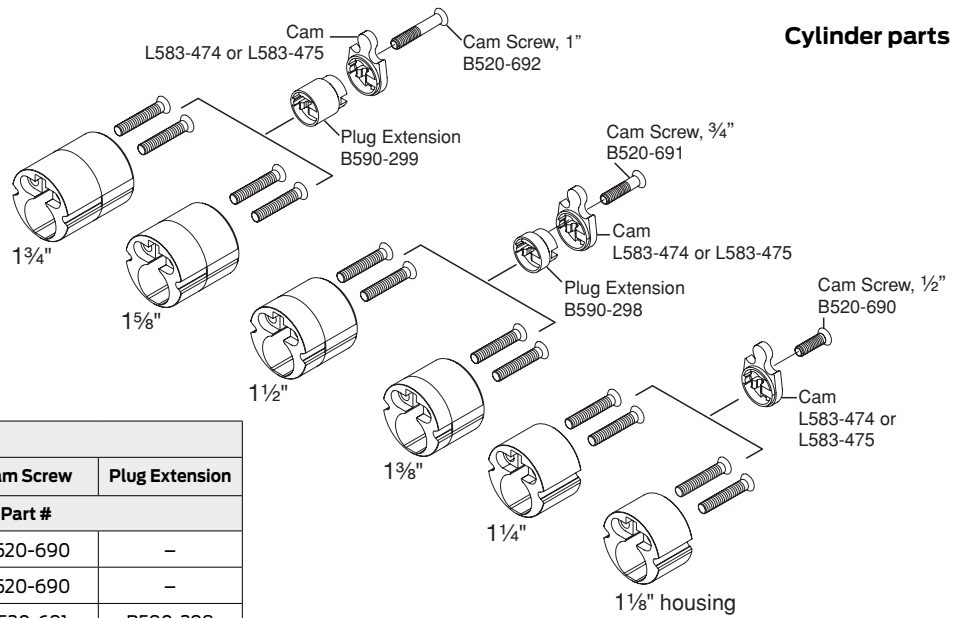
L PINS FOR SL CYLINDERS			
Part #	Description	Price	
90-200	L-PIN, 0	\$1.50	
90-201	L-PIN, 1		
90-202	L-PIN, 2		
90-203	L-PIN, 3		
90-204	L-PIN, 4		
90-205	L-PIN, 5		
90-206	L-PIN, 6		
90-207	L-PIN, 7		
90-208	L-PIN, 8		
90-209	L-PIN, 9		
90-200-2	L-PIN, MASTER, 0,2		
90-200-4	L-PIN, MASTER, 0,4		
90-200-6	L-PIN, MASTER, 0,6		
90-200-8	L-PIN, MASTER, 0,8		
90-201-3	L-PIN, MASTER, 1,3		
90-201-5	L-PIN, MASTER, 1,5		
90-201-7	L-PIN, MASTER, 1,7		
90-201-9	L-PIN, MASTER, 1,9		
90-202-4	L-PIN, MASTER, 2,4		
90-202-6	L-PIN, MASTER, 2,6		
90-202-8	L-PIN, MASTER, 2,8		
90-203-5	L-PIN, MASTER, 3,5		
90-203-7	L-PIN, MASTER, 3,7		
90-203-9	L-PIN, MASTER, 3,9		
90-204-6	L-PIN, MASTER, 4,6		
90-204-8	L-PIN, MASTER, 4,8		
90-205-7	L-PIN, MASTER, 5,7		
90-205-9	L-PIN, MASTER, 5,9		
90-206-8	L-PIN, MASTER, 6,8		
90-207-9	L-PIN, MASTER, 7,9		
Order single cut and master L pins in multiples of 20			
90-201-3-5	L-PIN, CROSS-KEY, 1,3,5	\$1.50	
90-201-3-7	L-PIN, CROSS-KEY, 1,3,7		
90-201-3-9	L-PIN, CROSS-KEY, 1,3,9		
90-201-5-7	L-PIN, CROSS-KEY, 1,5,7		
90-201-5-9	L-PIN, CROSS-KEY, 1,5,9		
90-201-7-9	L-PIN, CROSS-KEY, 1,7,9		
90-203-5-7	L-PIN, CROSS-KEY, 3,5,7		
90-203-5-9	L-PIN, CROSS-KEY, 3,5,9		
90-203-7-9	L-PIN, CROSS-KEY, 3,7,9		
90-205-7-9	L-PIN, CROSS-KEY, 5,7,9		
90-201-3-5-7	L-PIN, CROSS-KEY, 1,3,5,7		
90-201-3-5-9	L-PIN, CROSS-KEY, 1,3,5,9		
90-201-5-7-9	L-PIN, CROSS-KEY, 1,5,7,9		
90-203-5-7-9	L-PIN, CROSS-KEY, 3,5,7,9		
90-201-3-5-7-9	L-PIN, CROSS-KEY, 1,3,5,7,9		
90-200-2-4	L-PIN, CROSS-KEY, 0,2,4		
90-200-2-6	L-PIN, CROSS-KEY, 0,2,6		
90-200-2-8	L-PIN, CROSS-KEY, 0,2,8		
90-200-4-6	L-PIN, CROSS-KEY, 0,4,6		
90-200-4-8	L-PIN, CROSS-KEY, 0,4,8		
90-200-6-8	L-PIN, CROSS-KEY, 0,6,8		
90-202-4-6	L-PIN, CROSS-KEY, 2,4,6		
90-202-4-8	L-PIN, CROSS-KEY, 2,4,8		
90-202-6-8	L-PIN, CROSS-KEY, 2,6,8		
90-204-6-8	L-PIN, CROSS-KEY, 4,6,8		
90-200-2-4-6	L-PIN, CROSS-KEY, 0,2,4,6		
90-200-2-4-8	L-PIN, CROSS-KEY, 0,2,4,8		
90-200-2-6-8	L-PIN, CROSS-KEY, 0,2,6,8		
90-200-4-6-8	L-PIN, CROSS-KEY, 2,4,6,8		
90-202-4-6-8	L-PIN, CROSS-KEY, 2,4,6,8		
90-200-2-4-6-8	L-PIN, CROSS-KEY, 0,2,4,6,8		
Order cross-key L pins in multiples of 20			

SPRINGS FOR SL CYLINDERS		
Part #	Description	Price
C604-472	Spring, Locking Sidebar	\$0.30
C603-952	End Cap Pin Spring	
C603-951	L Pin Spring	
C604-472	Check Pin Spring	
Order in multiples of 100		

END CAP AND END CAP PIN FOR SL		
Part #	Description	Price
90-211	End Cap	\$2.80
90-002	End Cap Pin	\$0.34
Order in multiples of 50		

CYLINDER PARTS FOR SL		
Part #	Description	Price
90-214	Locking Side Bar	\$6.20
C604-471	Retaining Clip	\$0.90
34-950	Check Pin, Everest B, Everest 29 R	\$2.70
90-212	Top Cover	\$0.20
Order in multiples of 50		

PARTS



MODULAR HOUSING INTERCHANGEABILITY				
Housing		Cam	Cam Screw	Plug Extension
Part #	Size		Part #	
B520-721	1-1/8"	L583-474	B520-690	-
B520-722	1-1/4"	L583-475	B520-690	-
B520-723	1-3/8"	L583-474	B520-691	B590-298
B520-724	1-1/2"	L583-475	B520-691	B590-298
B520-725	1-5/8"	L583-474	B520-692	B590-299
B520-726	1-3/4"	L583-475	B520-692	B590-299

Plugs, Key-in-Knob/Lever, Deadlock and Mail Box		
Part #	Description	Price
33-005*	5-pin (except F51 and F80), C, CE, E and F keyways only	\$60.10
33-137	6-pin Classic Standard	
33-007	Sargent and Yale, Classic Standard	
33-059*	5-pin, F, FA-Series Knobs, BEL, GEO, PLY, AND, DNB (C keyway only)	\$39.10
33-059-149*	5-pin, F-Series Knobs, ORB, C keyway only	
33-060	Corbin Russwin CK4200, UT5200 Classic Standard	\$60.40
33-065*	5-pin, F, FA-Series Levers, ACC, AVA, FLA, CLT, CHP, STA (C keyway only)	\$40.60
33-080	Corbin Russwin CK4200, UT5200 Classic Primus UL437 / Classic Primus XP UL437	\$152.00
33-081	Corbin Russwin CK4200, UT5200 Classic Primus / Classic Primus XP	\$108.00
33-119	Everest Primus / Everest Primus XP and Everest 29 Primus / Everest 29 Primus XP	\$112.00
33-154	Classic Primus UL437 / Classic Primus XP UL437	\$152.00
33-136	Classic Primus / Class Primus XP	\$112.00
33-162	Sargent and Yale, Classic Primus UL437 / Classic Primus XP UL437	\$152.00
33-163	Sargent and Yale, Classic Primus / Classic Primus XP	\$112.00
33-167	B600 Plug, Classic	\$73.50
33-186	B600 Plug, Everest	\$79.20
33-213	PLUG, CYL, KIK, SL, 7-PIN	\$123.00
33-214	PLUG, CYL, KIK, SL, 7-PIN, PRIMUS XP	\$112.00
33-216	6-pin Classic, faculty restroom/hotel function	\$85.40
33-221	Everest Primus UL437/Everest Primus XP UL437 and Everest 29 Primus UL437/ Everest 29 Primus XP UL437	\$152.00
33-222	Corbin Russwin CK4200, UT5200, Everest Primus / Everest Primus XP and Everest 29 Primus / Everest 29 Primus XP	\$112.00
33-223	Corbin Russwin CK4200, UT5200, Everest Primus UL437/Everest Primus XP UL437 and Everest 29 Primus UL437/ Everest 29 Primus XP UL437	\$152.00
33-224	Sargent and Yale, Everest Primus / Everest Primus XP and Everest 29 Primus / Everest 29 Primus XP	\$112.00
33-225	Sargent and Yale, Everest Primus UL437/Everest Primus XP UL437 and Everest 29 Primus UL437/ Everest 29 Primus XP UL437	\$152.00
33-138	Everest and Everest 29 Standard	\$63.90
33-231	Sargent and Yale, Everest and Everest 29 Standard	
33-232	Corbin Russwin CK4200, UT5200, Everest and Everest 29 Standard	
33-233	Mail box 20-030 Everest and Everest 29 Standard	
33-234	Mail box 20-033, 20-066, 20-067, 20-069 Everest and Everest 29 Standard	\$85.40
33-235	Everest and Everest 29 faculty restroom/hotel function	
33-616	Mail box 20-033, 20-066, 20-067, 20-069 Classic Standard	\$64.20
33-806	Mail box 20-030 Classic Standard	

Notes: Specify finish: 606 (430 for F-Series Knobs and Levers) and 626 (429 for F-Series Knobs and Levers). Restricted keyway adder, \$31.00, applies to plugs listed above (does not apply to Primus plugs)

* These plugs are pre-drilled for lost ball construction keying (33-005 is pre-drilled in C keyway only).

PARTS

CYLINDERS

MODULAR CYLINDERS PLUGS-KEY IN LEVER/ KNOB			
Part #	Description	Open keyway price	Restricted keyway price
33-137	6-pins, Plug, Classic	\$60.00	\$91.00
33-138	6-pins, Plug, Everest	\$64.00	\$95.00
33-136	6-pins, Plug, Classic Primus/ Primus XP	\$112.00	\$112.00
33-119	6-pins, Plug, Everest Primus/ Primus XP	\$112.00	\$112.00

PLUGS, FULL SIZE INTERCHANGEABLE CORE			
Part #	Description	Open keyway price	Restricted keyway price
33-058*	Classic Standard	\$65.80	\$96.80
33-133	Everest and Everest 29 Standard faculty restroom/hotel function		
33-139	Everest Primus/ Everest Primus XP and Everest 29 Primus/ Everest 29 Primus XP	\$113.00	\$113.00
33-160	Classic Primus/ Classic Primus XP		
33-236	Everest and Everest 29 Standard	\$90.00	\$121.00

Notes:
 Specify 606 or 626 finish.
 IC cap pins and cap pin springs must be ordered separately.
 *For L-Series Classic hotel cylinders, specify "warded".

KEY IN LEVER/ KNOB - MODULAR CYLINDERS TYPE		
Part #	Description	Price
A508-653	6-pin, Body and Cover, Classic, Everest, Everest 29	\$47.20
A508-655	6-pin, Body and Cover, Primus/Primus XP	\$88.90
33-213	Plug, Cyl, Kik, Sl, 7-pin	\$123.00
33-214	Plug, Cyl, Kik, Sl, 7-pin, Primus	\$112.00

BACK HOUSINGS - MODULAR CYLINDER		
Part #	Description	Price
B520-721	Back Housing, Mortise 1-1/8"	\$13.30
B520-722	Back Housing, Mortise 1-1/4"	\$13.30
B520-723	Back Housing, Mortise 1-3/8"	\$13.30
B520-724	Back Housing, Mortise 1-1/2"	\$52.60
B520-725	Back Housing, Mortise 1-5/8"	\$52.60
B520-726	Back Housing, Mortise 1-3/4"	\$52.60
B520-727	Back Housing, Rim	\$13.30
K110-480-316	Front housing 643e finish	\$13.30
K110-480-605	Front housing 605 finish	\$13.30
K110-480-606	Front housing 606 finish	\$13.30
K110-480-609	Front housing 609 finish	\$13.30
K110-480-612	Front housing 612 finish	\$13.30
K110-480-613	Front housing 613 finish	\$17.70
K110-480-619	Front housing 619 finish	\$13.30
K110-480-622	Front Housing 622 finish	\$13.30
K110-480-625	Front housing 625 finish	\$13.30
K110-480-626	Front housing 626 finish	\$9.20
K110-480-629	Front housing 629 finish	\$13.30
K110-480-630	Front housing 630 finish	\$13.30

CYLINDERS

KEYS

CYLINDER PARTS

CL SERIES

PARTS

BACK HOUSINGS - MODULAR CYLINDER		
Part #	Description	Price
		Order in Multiples of 100
B520-690	Cam Screw - T10 Torx, 5-40 X 1/2" (for modular cylinders length 1-1/8" and 1-1/4")	\$0.30
B520-691	Cam Screw - T10 Torx, 5-40 X 3/4" (for modular cylinders length 1-3/8" and 1-1/2")	\$0.60
B520-692	Cam Screw - T10 Torx, 5-40 X 1"(for modular cylinders length 1-5/8" and 1-3/4")	\$0.80
B520-693	Housing Screw - T10 Torx, Modular cylinder housings screws, 8-32 X 7/8"	\$2.70
B590-298	Plug extension 1-3/8", 1-1/2"	\$18.50
B590-299	Plug extension 1-5/8", 1-3/4"	\$0.70

SHELLS, KEY-IN-KNOB/LEVER, DEADLOCK AND MAIL BOX		
Part #	Description	Price
A100-049	Sargent 8 Line Everest and Everest 29 Standard	\$54.60
A100-050	Sargent 6 Line Everest and Everest 29 Standard	
A100-051	Mail box 20-033, 20-066, 20-067, 20-069 Everest and Everest 29 Standard	
C203-726	Corbin Russwin CK4200, UT5200 Everest and Everest 29 Standard	
A508-655	6-pin, Body and Cover, Primus/ Primus XP	\$88.90
A201-690	Corbin Russwin CK4200, UT5200 Primus/ Primus XP	\$94.80
A201-691	Corbin Russwin CK4200, UT5200 Classic Standard	\$47.20
A508-653	6-pin, Body and Cover, Classic/Classic, Everest, Everest 29	
A201-848	5-pin Classic (except F-Series Knobs and Levers)	
A100-045	Sargent 8 Line Classic Standard	
A100-046	Sargent vertical Standard	\$97.00
A100-047	Sargent 8 Line Primus®/ Primus XP	
A100-048	Sargent vertical Primus/ Primus XP	

SHELLS, INTERCHANGEABLE CORE			
Part #	Specify Finish	Description	Price
B220-006	•	Everest and Everest 29 Standard	\$54.60
B220-117	•	Everest and Everest 29 faculty restroom/hotel function, Schlage logo	
B220-280	•	Primus/ Primus XP	\$111.00
B220-282	•	6-pin Classic Standard (except faculty restroom/hotel function)	\$52.50
B220-284	•	Classic faculty restroom/hotel function, Schlage logo	

Note: Finishes 606 and 626 only.

MODULAR CYLINDERS MORTISE AND RIM CYLINDERS COMPONENTS AND SERVICE KITS			
Part #	Description	Price	
09-992	Service kit - Back Housing for 1-1/8" length	\$13.50	
	Back Housing B520-721 Mortise 1-1/8", 2 Housing screws B520-693, cam screw B520-690		
	Order front housing and cam separately		
09-993	Service kit - Back Housing for 1-1/4" length	\$15.50	
	B520-722 Mortise 1-1/4", 2 Housing screws B520-693, cam screw B520-690		
	Order front housing and cam separately		

Ordering shaded prices are specified in unit quantities (per piece) and must be ordered in multiples.
 Example: Order 100 B520-690,
 Receive 1 bag of 100 cam screws. Price = \$30.00

PARTS

CYLINDERS

CYLINDERS

KEYS

CYLINDER PARTS

CL SERIES

MODULAR CYLINDERS MORTISE AND RIM CYLINDERS COMPONENTS AND SERVICE KITS		
Part #	Description	Price
09-994	Service kit - Back housing for 1-3/8" length	\$24.50
	B520-723 Back Housing Mortise 1-3/8", plug extension B590-298, cam screw B520-691,	
	2 housing screws B520-693. Order front housing and cam separately	
09-995	Service kit- back housing for 1-1/2" length Back Housing,	\$63.90
	B520-724 Mortise 1-1/2", 2 Housing screws B520-693 , plug extension B590-298,	
	cam screw B520-691. Order front housing and cam separately	
09-996	Service kit- back housing for 1-5/8" length	\$63.90
	Back Housing, B520-725 Mortise 1-5/8", 2 Housing screws B520-693, plug extension	
	B590-299, cam screw B520-692. Order front housing and cam separately	
09-997	Service kit-back housing for 1-3/4" length	\$63.90
	Back Housing, B520-726 Mortise 1-3/4", 2 Housing screws B520-693,	
	plug extension B590-299, cam screw B520-692. Order front housing and cam separately	
09-998	Service kit-back housing Rim Cyl	\$31.90
	Back Housing Rim B520-727, housing screws B520-693, Tail piece B502-899,	
	Driver B502-310, back plate and screws B202-328. Order front housing and cam separately	

TAILPIECES AND ACTUATORS (KIL.KIK)			
Part #	Description	Lock Series	Price each
A201-934	Classic conventional non modular cylinders	A73 Orbit	\$14.10
A301-337	A and H Series - modular cylinder (includes SL and Primus) in all keyways	A, H	\$14.10
A301-338		A, H Orbit	\$14.10
A301-339		A73 Orbit	\$14.10
A501-693	Faculty Restroom function. Requires C503-767 driver	A85, H185 Orbit	\$14.80
A501-991	Faculty Restroom function. Requires C503-767 driver	A85, H185 (except Orbit)	\$14.80
A508-606	Classic conventional non modular	A, H	\$4.70
A508-614	Classic conventional non modular	Orbit	\$3.00
A700-031	All except hotel function	ALX (except 70)	\$3.00
A700-023	Faculty Restroom function. Requires C503-767 driver	AL85	\$9.70
C503-524	Knobs (Modular, Primus and Everest), Levers (Classic keyways prior to June 2010)	D	\$3.00
C604-243	Levers (Modular, Primus and Everest), Knobs (Classic keyways prior to June 2010)	D	\$3.00
C604-107	Knobs, hotel function, thick door. Requires C503-767 driver	D85	\$0.00
C604-348	Levers, hotel function. Requires C503-767 driver	D85	\$9.70
N523-022	Modular cylinders all keyway families (Classic, Everest, Everest 29 and Primus)	ALX - UL437 (except 70)	\$3.00
N523-023	Classic Conventional (silver) non modular	ND	\$3.00
N523-123	Faculty Restroom function. Requires C503-767 driver	ND85	\$9.20
S605-228	Classic Conventional non modular.	S, S200	\$4.40
S605-231	Modular cylinders all keyway families (Classic, Everest, Everest 29 and Primus)	S, S200	\$14.80

FACULTY RESTROOM/HOTEL FUNCTION INDICATOR PINS, ETC.		
Part #	Description	Price each
C503-767	Driver for faculty restroom/hotel tailpieces	\$3.20
C603-195	Obstruction pin, Classic (not compatible with Quad keyway cylinders manufactured before 1999)	\$2.50
C604-144	Indicator pin spring, Classic (order in multiples of 100)	\$16.80
C604-362	Obstruction pin, Everest and Everest 29	\$2.50
C604-368	Indicator pin, Everest and Everest 29	\$7.60

PARTS

FACULTY RESTROOM/HOTEL FUNCTION INDICATOR PINS, ETC.		
Part #	Description	Price each
C604-369	Indicator pin spring, Everest and Everest 29 (order in multiples of 100)	\$0.90
C604-371	Indicator pin, Classic (except Reverse sections)	\$7.90
C604-372	Indicator pin, Classic (Reverse sections)	\$7.90

AD SERIES LOCK - TAILPIECES			
Part #	Description	Keyways	Price each
C603-524	All AD Cylindrical Locks - CY (All lever styles)	Classic non modular	\$3.00
	AD Exit - 993R, 993S, 993M (ATH/8AT lever styles)		
C604-243	All AD Cylindrical Locks (All lever styles)	Modular Cylinder all keyway families	\$3.00
	AD Exit - 993R, 993S, 993M (ATH/8AT lever styles)		
23538077	All AD Mortise locks - MS/MD (All lever styles)	Classic non modular	\$3.00
	AD Exit - 993R, 993S, 993M (except ATH/8AT lever styles)		
23538085	All AD Mortise locks - MS/MD (All lever styles)	Modular Cylinder all keyway families	\$3.00
	AD Exit - 993R, 993S, 993M (except ATH/8AT lever styles)		

MISCELLANEOUS PARTS		
Part #	Description	Price each
F605-038	F Series plug retainer (order in multiples of 100)	\$0.30
S605-192	S, S200 sleeve	\$3.10
S605-228	S, S200 driver	\$4.40

COMPETITOR CYLINDER PARTS		
Part #	Description	Price each
A301-043	Tailpiece - Yale Levers	\$7.60
A301-338	Tailpiece - Corbin Russwin CL3400/CL3600	\$14.10
B520-409	Tailpiece - Yale Knobs	\$46.90
C303-437	Tailpiece - Sargent 7, 8, 9 (Assembly with cap)	\$20.60
C604-243	Tailpiece - Sargent 6, 7L, 8L, 10 Line	\$3.00
A501-783	Blocking disc, Yale levers \$5.50	\$7.90
B520-408	Sleeve, Yale cylinders 5.40	\$7.80
B520-407	Washer, Sargent 6.80	\$9.90
C607-062	Spacer, Corbin Russwin CL3300 3.80	\$5.60

PARTS

B500 - TAILPIECES			
Part #	Description	Door thickness	Price each
B520-651	Single Cylinder, B560P, B563P	1-3/8" – 1-3/4"	\$4.20
B520-652		< 1-3/4" – 2-1/4"	\$4.20
B202-957	Single Cylinder, B560GD, B560BD, B563GD, B563BD	1-3/8" – 2"	\$4.20
B600-041	Single Cylinder, B560R, B563R	1-3/8" – 2-1/4"	\$4.20
B520-667	Single Cylinder, B561	1-3/8" – 2-1/4"	\$4.20
B600-045	Double Cylinder, B562P (Classic Non-Modular)	1-3/8" – 1-3/4"	\$4.20
B600-046		1-3/8" – 2-1/4"	\$4.20
B600-085	Double Cylinder, B562P (Everest/Primus, Classic Modular)	1-3/8" – 1-3/4"	\$4.20
B600-086		< 1-3/4" – 2-1/4"	\$4.20
B202-580	Double Cylinder, B562GD, B562BD	1-3/8" – 2"	\$4.20
B600-040	Double Cylinder, B562R	1-3/8" – 2-1/4"	\$0.80
B600-041	Keyless B580, B581	1-3/8" – 2-1/4"	\$4.20
B600-041 1-3/8" – 2-1/4" Keyless B571 B520-653	Keyless B571	1-3/8" – 2-1/4"	\$4.20

MISCELLANEOUS PARTS		
Part #	Description	Price each
36-086	Collar (Trim ring)	\$14.20
B600-071	Washer	\$4.20
B300-108	Cylinder Retaining Screw	\$1.90
B520-541	Security insert for collar	\$16.80
B520-648	Housing, inside cylinder, conventional	\$49.30
B600-092	Inside snap-on faceplate only, for all non-IC double cylinder deadlock	\$4.30
B520-298	Retaining screw for all B250, H, S200, and CS200 Series cylinders	\$1.10

B500 SERIES IC HOUSINGS		
Part #	Description	Price each
B600-029	Driver, B560/562J	\$15.40
B610-032	Cotter pin for tailpiece, B560/562J (1 = pack of 50)	\$67.60
B600-106	Driver, SFIC	\$25.10
B600-107	Throw member, SFIC	\$4.60
B600-108	Waldes retaining ring, B560/562BD (multiples of 100)	\$0.60
B610-014	Inside snap-on faceplate for SFIC double cylinder deadlocks	\$14.10
B610-031	Inside snap-on faceplate for full size IC double cylinder deadlocks	\$15.10
B610-040	Tailpiece and cotter pin, B562J	\$21.80
B610-041	Tailpiece and cotter pin, B560J	\$21.50

B250 SERIES IC HOUSINGS		
Part #	Description	Price each
36-086	Collar (Trim ring)	\$14.20
B520-235	Driver	\$7.90
B520-240	Waldes retainer (order in multiples of 100)	\$0.80
B520-541	Security insert for collar	\$16.80

PARTS

MISCELLANEOUS PARTS		
B600/700 SERIES IC HOUSINGS		
Part #	Description	Price each
B202-370	Tailpiece, B662BD	\$3.40
B202-453	Tailpiece, B662BD thick door	\$12.40
B202-557	Tailpiece, B660BD/B663BD	\$3.40
B220-032	Tailpiece, B661BD	\$4.30
B600-089	1-1/8" Collar, B600 all IC models	\$4.20
B520-240	Waldes retaining ring B662J (order in multiples of 100)	\$0.80
B600-029	Driver, B660/662J/663J	\$15.40
B610-032	Cotter pin for tailpiece, B660/662J/663J (1 = pack of 50)	\$67.60
B600-106	Driver, SFIC	\$25.10
B600-107	Throw member for SFIC models	\$4.60
B600-108	Waldes retaining ring B660/662BD (order in multiples of 100)	\$0.60
B610-014	Inside snap-on faceplate for SFIC double cylinder deadlocks	\$14.10
B610-031	Inside snap-on faceplate for full size IC double cylinder deadlocks	\$15.10
B610-040	Tailpiece and cotter pin, B662J	\$21.80
B610-041	Tailpiece and cotter pin, B660J, B661J, B663J	\$21.50
B600 SERIES		
Part #	Description	Price each
B520-298	Cylinder retaining screw	\$1.10
B600-070	7/8" Collar (trim ring) for 1-5/8" – 2-1/2" door (standard)	\$92.90
B600-089	1-1/8" Collar (trim ring) for 1-3/8" – 1-5/8" door	\$4.20
B600-090	Inside housing only (for B662, B762 and B862)	\$3.60
B600-092	Inside snap-on face plate	\$4.30
B610-024	Dummy cylinder faceplate and outside housing	\$76.50
B302-591	Housing, outside	\$66.80
B610-071	Washer	\$1.20
C603-098	Security disc (Order in multiples of 100)	\$0.60
B610-041	B680/780/880 (non-keyed) tailpiece (includes B600-071 washer)	\$21.50
B610-042	B661/761/861, B664/764/864 Classic Conventional Non Modular tailpiece (includes B600-071 washer)	\$11.00
B610-043	B661/761/861, B664/764/864 Classic Conventional thick door Non Modular tailpiece (includes B600-071 washer)	\$11.00
B610-044	B660/760/860, B663/763/863 Classic Conventional Non Modular tailpiece (includes B600-071 washer)	\$11.00
B610-045	B662/762/862 Classic Conventional Non Modular tailpiece (includes B600-071 washer)	\$14.70
B610-046	B662/762/862 Classic Conventional thick door Non Modular tailpiece (includes B600-071 washer)	\$14.70
B610-082	B661/761/861, B664/764/864 Classic Conventional Modular tailpiece (includes B600-071 washer)	\$10.40
B610-083	B661/761/861, B664/764/864 Classic Conventional thick door Modular tailpiece (includes B600-071 washer)	\$12.70
B610-084	B660/760/860, B663/763/863 Classic Conventional Modular tailpiece (includes B600-071 washer)	\$20.40
B610-085	B662/762/862 Classic Conventional Modular tailpiece (includes B600-071 washer)	\$20.40
B610-086	B662/762/862 Classic Conventional thick door Modular tailpiece (includes B600-071 washer)	\$20.40

PARTS

MISCELLANEOUS PARTS		
S200 SERIES (AFTER FEB-2008)		
Part #	Description	Price each
36-086	Collar (Trim ring)	\$14.20
B520-541	Security insert for collar	\$16.80
B600-029	Driver	\$15.40
B600-032	Cotter Pin (order in multiples of 100)	\$7.90
B600-041	Tailpiece (IC)	\$4.20
B520-685	Tailpiece	\$4.20
B600-071	Washer	\$4.20

B500 SERIES IC HOUSINGS			
Part #	Description	Price each	Price each
B610-204	Single Cylinder, Small Format Interchangeable Core (Outside)	1-3/8" - 2-1/4"	\$85.40
B610-203	Single Cylinder, Full Size Interchangeable Core (Outside)	1-3/8" - 2-1/4"	\$92.00
B610-204	Double Cylinder, Small Format Interchangeable Core (Outside)	1-3/8" - 2-1/4"	\$85.40
B610-281	Double Cylinder, Small Format Interchangeable Core (Inside)	1-3/8" - 2-1/4"	\$85.40
B610-205	Double Cylinder, Full Size Interchangeable Core (Outside)	1-3/8" - 2-1/4"	\$92.00
B610-028	Double Cylinder, Full Size Interchangeable Core (Inside)	1-3/8" - 2-1/4"	\$94.50

COLLARS (TRIM RINGS AND SECURITY INSERTS), B250, H, AND S200-SERIES		
Part #	Description	Price each
02-037	MD160 Series decorative cylinder rose, specify design	\$15.90
36-066	Trim ring, 1/8"	\$13.90
36-067	Trim ring, 7/16"	\$19.40
36-068	Security insert, 1/8"	\$8.60
36-069	Security insert, 7/16"	\$16.30
36-070	Security insert pack, 36-068 1/8" and 36-069 7/16"	\$25.40
36-071	Trim ring and security insert pack, 36-066 and 36-068 1/8"	\$22.20
36-072	Trim ring and security insert pack, 36-067 and 36-069 7/16"	\$35.60
B520-541	Security insert, 1" for interchangeable core	\$16.80
36-085	Trim ring and security insert pack, B520-541 and 36-086 1"	\$40.50
36-086	Trim ring, 1"	\$14.20

LAZY TAILPIECES, B250, H, AND S200-SERIES - FULL SIZE INTERCHANGEABLE CORE (FSIC)		
Part #	Description	Price each
B202-269	Double cylinder 0.810"	\$3.40
B202-369	Double cylinder 0.685"	\$3.40
B202-370	Double cylinder 0.550"	\$3.40
B202-453	Double cylinder 0.622"	\$12.40
B202-557	Single cylinder 1.850"	\$3.40
B202-558	Single cylinder 2.000"	\$3.40
B202-580	Double cylinder 0.450"	\$4.20
B202-957	Single cylinder 1.410"	\$4.20
B220-032	Double cylinder 1.031"	\$4.30
B220-036	Double cylinder 1.375"	\$10.70
B502-999	S200 2.500"	\$5.60



PARTS

LAZY TAILPIECES, B250, H, AND S200-SERIES - FULL SIZE INTERCHANGEABLE CORE (FSIC)		
Part #	Description	Price each
B520-236	Double cylinder 1.325"	\$7.90
B520-237	Double cylinder 1.100"	\$7.90
B520-242	Single cylinder 2.200"	\$18.20
B520-243	Single cylinder 2.600"	\$18.20
B590-443	Single cylinder 1.470"	\$4.20
E205-204	Single cylinder 3" breakoff	\$13.10
B520-375	Driver - Classic Non Modular	\$4.30
B502-949	Driver - Modular Cylinder All Keyway Families (Classic, Everest, Everest 29 and Primus)	\$2.60

DUMMY CYLINDER		
Part #	Description	Price each
38-070	Dummy Cylinder less ring and cam (1-1/8", 1-1/4, 1-3/8" and 1-1/2")	\$100.00

CAMs NON MODULAR CYLINDERS (MORTISE)		
Part #	Description	Price each
B502-191	L9060 Straight Classic Standard	\$47.80
B502-292	Adams Rite MS Classic Standard	\$5.20
B502-380	Adams Rite 4070 Classic Standard	\$18.50
B502-944	Adams Rite MS Everest® and Primus®	\$5.20
B502-945	Adams Rite 4070 Everest and Primus	\$18.50
B502-948	L9060 Straight Everest and Primus	\$5.20
L583-153	L-Series Everest and Primus	\$5.30
L583-197	L-Series for Sargent and Yale non-IC cylinders	\$18.50
L583-198	L-Series for Corbin Russwin non-IC cylinders	\$18.50
L583-254	L-Series Classic Standard	\$5.30
XQ11-935	Inverted straight Everest and Primus (dogging)	\$8.30
XL11-895	L-Series for Corbin Russwin	\$18.50
B520-254	Cam for Falcon Exit Trim	\$17.80
B502-468	Camscrew, Classic Standard up to 1-3/8"	\$0.50
B502-942	Camscrew, Everest and Primus up to 1-3/8"	\$0.70
B502-943	Camscrew, Everest and Primus over 1-3/8"	\$1.00
B590-295	Camscrew, Classic Standard over 1-3/8"	\$0.80
B502-907	Falcon M Series Deadbolt	\$5.00
B520-295	Falcon 718C Trim	\$17.70
B520-295	Corbin Russwin DL4000/Corbin 420/Russwin 1503 (Classic keyways)	\$17.70
B520-366	Corbin Russwin DL4000/Corbin 420/Russwin 1503 (Everest and Primus)	\$18.50
B520-233	Corbin Russwin®ML2200 - except ML2255 and ML2242 IS (Classic keyways)	\$18.50
B520-309	Corbin Russwin®ML2200 - except ML2255 and ML2242 IS (Everest and Primus)	\$18.50
B520-223	Corbin Russwin A65 ML2200 master ring deadbolt functions Russwin cast iron residential locks. Best 40H Series and 30H Deadbolt function (Classic keyways)	\$18.50
B520-367	Corbin Russwin A65 ML2200 master ring deadbolt functions Russwin cast iron residential locks. Best 40H Series and 30H Deadbolt function (Everest and Primus)	\$18.50
B520-256	Yale® 2160 /Arrow® #004/ Sargent® 13-0660 (Classic keyways)	\$18.50
B520-329	Yale® 2160 /Arrow® #004/ Sargent® 13-0660 (Everest and Primus)	\$18.50

PARTS

CAMS MODULAR CYLINDERS (MORTISE)		
Part #	Description	Price each
L583-476	L9060 for cylinder lengths 1-1/8", 1-3/8" and 1-5/8"	\$4.50
L583-477	L9060 for cylinder lengths 1-1/4", 1-1/2" and 1-3/4"	\$4.50
B520-743	Cam, Cylinder Mortise. A/R 4070 for cylinder lengths 1-1/8", 1-3/8" and 1-5/8"	\$18.50
B520-744	Cam, Cylinder Mortise. A/R 4070 for cylinder lengths 1-1/4", 1-1/2" and 1-3/4"	\$18.50
L583-446	Adams Rite MS for cylinder lengths 1-1/8", 1-3/8" and 1-5/8"	\$4.60
L583-447	Adams Rite MS for cylinder lengths 1-1/4", 1-1/2" and 1-3/4"	\$4.60
L583-474	L-Series for cylinder lengths 1-1/8", 1-3/8" and 1-5/8"	\$4.50
L583-475	L-Series for cylinder lengths 1-1/4", 1-1/2" and 1-3/4"	\$4.50
B520-690	Camscrew, (5-40 x 1/2") for 1-1/8" and 1-1/4" cylinder length \$0.24	\$0.30
B520-691	Camscrew, (5-40 x 3/4") for 1-3/8" and 1-1/2" cylinder length 0.46	\$0.60
B520-692	Camscrew, (5-40 x 1") for 1-5/8" and 1-3/4" cylinder length 0.62	\$0.80
B520-693	Modular Housing Screw (8-32 x 7/8")	\$2.70
B590-295	Classic Standard over 1-3/8"	\$0.80
B520-738	Falcon M Series Deadbolt for cylinder lengths 1-1/8", 1-3/8" and 1-5/8"	\$17.80
B520-739	Falcon M Series Deadbolt for cylinder lengths 1-1/4", 1-1/2" and 1-3/4"	\$17.80
L583-638	Falcon MA (except MA381) Series for cylinder lengths 1-1/8", 1-3/8" and 1-5/8"	\$16.60
L583-639	Falcon MA (except MA381) Series for cylinder lengths 1-1/4", 1-1/2" and 1-3/4"	\$16.60
B520-730	Corbin Russwin DL4000/Corbin 420/Russwin 1503 (1-1/8", 1-3/8" and 1-5/8")	\$18.50
B520-731	Corbin Russwin DL4000/Corbin 420/Russwin 1503 (1-1/4", 1-1/2" and 1-3/4")	\$18.50
B520-732	Corbin Russwin®ML2200 - except ML2255 and ML2242 IS (1-1/8", 1-3/8" and 1-5/8")	\$18.50
B520-733	Corbin Russwin®ML2200 - except ML2255 and ML2242 IS (1-1/4", 1-1/2" and 1-3/4")	\$18.50
B520-734	Corbin Russwin A65 ML2200 master ring deadbolt functions Russwin cast iron residential locks. Best 40H Series and 30H Deadbolt function (1-1/8", 1-3/8" and 1-5/8")	\$18.50
B520-735	Corbin Russwin A65 ML2200 master ring deadbolt functions Russwin cast iron residential locks. Best 40H Series and 30H Deadbolt function (1-1/4", 1-1/2" and 1-3/4")	\$18.50
B520-736	Yale® 2160 /Arrow® #004/ Sargent® 13-0660 (1-1/8", 1-3/8" and 1-5/8")	\$18.50
B520-737	Yale® 2160 /Arrow® #004/ Sargent® 13-0660 (1-1/4", 1-1/2" and 1-3/4")	\$18.50
L583-476	BEST 30H latch function (1-1/8", 1-3/8" and 1-5/8")	\$4.50
L583-477	BEST 30H latch function (1-1/4", 1-1/2" and 1-3/4")	\$4.50
B520-780	SL - Corbin Russwin DL4000/Corbin 420/Russwin 1503 (w/91-051 118 only)	\$18.50
B520-781	SL - Corbin Russwin DL4000/Corbin 420/Russwin 1503 (w/91-051 114 only)	\$18.50
B520-782	SL - Corbin Russwin®ML2200 - except ML2255 and ML2242 IS (w/91-051 118 only)	\$18.50
B520-783	SL - Corbin Russwin®ML2200 - except ML2255 and ML2242 IS (w/91-051 114 only)	\$18.50
B520-784	SL - Corbin Russwin A65 ML2200 master ring deadbolt functions Russwin cast iron residential locks. Best 40H Series and 30H Deadbolt function (w/91-051 118 only)	\$18.50
B520-785	SL - Corbin Russwin A65 ML2200 master ring deadbolt functions Russwin cast iron residential locks. Best 40H Series and 30H Deadbolt function (w/91-051 114 only)	\$18.50
B520-786	SL - Yale® 2160 /Arrow® #004/ Sargent® 13-0660 (w/91-051 118 only)	\$18.50
B520-787	SL - Yale® 2160 /Arrow® #004/ Sargent® 13-0660 (w/91-051 114 only)	\$18.50

PARTS

CAMS INTERCHANGEABLE CORE - FSIC AND SFIC (MORTISE)		
Part #	Description	Price each
B520-378	Adams Rite 4070	\$18.50
L583-509	Cam, LM/LV series - Right hand (IC cores only)	\$5.20
K510-680	L9060 Outside	\$5.30
K510-711	Adams Rite MS	\$5.20
L583-589	Cam, LM/LV series - Left hand (IC cores only)	\$5.20
K510-730	Straight cam	\$5.20
L583-255	L-Series (except L9060 outside)	\$5.20
B520-698	Falcon Series MA Mortise Lock	\$18.60
K510-730	Cam for Falcon Exit Device Trims	\$5.20
XB12-046	Falcon M Series Deadbolt	\$17.20
B520-253	Corbin Russwin®ML2200 - except ML2255 and ML2242 IS	\$18.50
B520-360	Corbin Russwin A65 ML2200 master ring deadbolt functions Russwin cast iron residential locks. Best 40H Series and 30H Deadbolt function	\$18.50
B520-296	Yale® 2160 /Arrow® #004/ Sargent® 13-0660	\$18.50

FSIC MORTISE CYLINDER PARTS		
Part #	Description	Price each
L583-200	Cam screw (order in multiples of 100)	\$0.60
C604-334	Driver, universal	\$9.40
K510-474	Friction washer	\$4.20

SFIC MORTISE CYLINDER PARTS		
Part #	Description	Price each
B520-484	Cam screw (order in multiples of 100)	\$0.60
B520-483	Throw member (driver)	\$9.40
B220-050	Adams Rite set screw pack	\$54.60

BLOCKING AND COMPRESSION RINGS (SPECIFY FINISH)		
Part #	Description	Price each
36-079-012	1/8" blocking ring for use without compression ring	\$20.90
36-079-018	3/16" blocking ring for use without compression ring	\$20.90
36-079-025	1/4" blocking ring for use without compression ring	\$20.90
36-079-031	5/16" blocking ring for use without compression ring	\$20.90
36-079-037	3/8" blocking ring for use without compression ring	\$20.90
36-079-043	7/16" blocking ring for use without compression ring	\$20.90
36-079-050	1/2" blocking ring for use without compression ring	\$20.90
36-082-012	1/8" blocking ring for use with compression ring	\$18.20
36-082-018	3/16" blocking ring for use with compression ring	\$18.20
36-082-025	1/4" blocking ring for use with compression ring	\$18.20
36-082-031	5/16" blocking ring for use with compression ring	\$18.20
36-082-037	3/8" blocking ring for use with compression ring	\$18.20
36-082-043	7/16" blocking ring for use with compression ring	\$18.20
36-082-050	1/2" blocking ring for use with compression ring	\$18.20
36-083	Compression ring and spring	\$15.10
L583-195	Compression ring spring	\$2.50

PARTS

CORBIN RUSSWIN MASTER RING PARTS		
Part #	Description	Price each
B202-339	Reducing bushing and screws	\$149.00
B502-486	Classic Standard - Non Modular Cylinders	\$47.80
B502-946	Everest and Primus - Non Modular Cylinders	\$60.90
XB11-825	Interchangeable core - Non Modular Cylinders	\$55.20
B520-728	Modular Cylinders (all keyways) length 1-1/8", 1-3/8", 1-5/8"	\$60.90
B520-729	Modular Cylinders (all keyways) length 1-1/4", 1-1/2", 1-3/4"	\$60.90
38-033	Trim Collar	\$16.80

RIM CYLINDER PARTS		
Part #	Description	Price each
36-066	Collar, IC cylinders	\$13.90
B202-328	Screws and backplate pack	\$11.90
B220-001	Tailpiece and driver, full size IC	\$19.60
B502-200	Backplate	\$2.50
B502-209	Mounting screw	\$2.50
B502-310-604	Driver, Conventional (non-IC) cylinder	\$2.10
B502-899	Tailpiece, Conventional (non-IC) cylinder and SFIC housing	\$4.60
B520-153	Ring, cylinder, NL	\$13.50
B520-361	Tailpiece retainer, full size IC (order in multiples of 100)	\$0.60
B520-365	Driver, SFIC	\$12.90
B600-107	Throw member for SFIC models	\$4.60

FULL SIZE INTERCHANGEABLE CORE PARTS		
Part #	Description	Price each
C503-115	Cap pin spring (Order in multiples of 100)	\$0.30
C503-118	Cap (Order in multiples of 25)	\$2.60
C603-827	Cap pin (Order in multiples of 100)	\$0.40
C603-956	Actuating ring	\$10.50
C603-964	Actuating pin (control top pin)	\$0.90
C603-967	Control bottom pin (Order in multiples of 100)	\$0.40
23446339	Driver, FSIC, AD-Series CY, MS, MD, 993R, 993 S, 993M	\$7.50

SMALL FORMAT INTERCHANGEABLE CORE PARTS		
Part #	Description	Price each
23446347	SFIC Driver (AD series CY, MS, MD levers and 993R,993S, and 993M - except ATH and 8AT levers)	\$20.50
46929456	SFIC Driver, Spacer (6-pin core, except ATH and 8AT levers) and instruction sheet	\$23.30
N523-091	SFIC Driver (except ATH and 8AT)	\$18.10
09-774	SFIC Driver, Spacer (6-pin core) and instruction sheet (except ATH and 8AT)	\$22.40

CYLINDERS

KEYS

CYLINDER PARTS

CL SERIES

PARTS

MISCELLANEOUS PARTS		
Part #	Description	Price each
B502-468	Screw, 2 req'd, 20-030 Classic (order multiples of 100)	\$0.50
B502-942	Screw, 20-030 Everest (order multiples of 100)	\$0.70
C503-346	Spacer, 20-033, 20-066, 20-067, 20-069	\$2.50
C604-050	Mounting bracket, 20-033	\$20.50
C604-051	Screw post, 2 req'd, 20-033	\$3.10
C604-052	Screw, 2 req'd, 20-033	\$4.30
C604-053	Lock washer, 2 req'd, 20-033	\$4.30
C604-088	Cam, 20-030 Classic	\$54.00
C604-089	Bracket, 20-030	\$40.40
C604-226	Screw, 2 req'd, 20-033, 20-066, 20-067, 20-069 (order mult. of 100)	\$11.00
C604-234	Washer, 2 req'd, 20-033, 20-066, 20-067, 20-069 (order mult. of 100)	\$0.40
C604-268	Cam, 20-066	\$35.60
C604-269	Cam, 20-067, 20-069	\$35.60
C604-271	Cam, 20-033	\$43.70
C604-419	Cam, 20-030 Everest	\$54.20

CONSTRUCTION

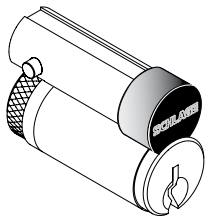
CONSTRUCTION PROGRAM

FULL SIZE CONSTRUCTION CORE PROGRAM

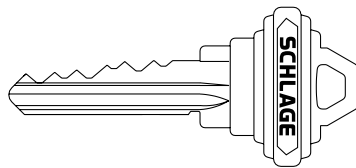
Temporary construction cores may be ordered with full size interchangeable core locks, mortise cylinders and rim cylinders. These cores may also be ordered separately. All construction cores are assessed a non-refundable handling charge (50-231). See **Terms and Conditions** for more information.

Features:

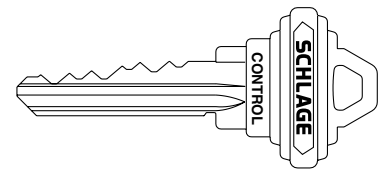
- 6-pin C keyway.
- Construction cores will be finished with an orange face.
- Back of each core is marked with the letter that identifies the keyed alike group: A, B or C.
- Construction cores are furnished with no keys (NCK). **Cut keys must be ordered separately.**
- A control key is required to install and remove construction cores. **Control keys must be ordered separately.**
- **If a control key is not ordered, one will be supplied at a list price as shown in the table below.**
- Construction cores may be returned for credit. Contact your Schlage representative for return authorization. Credit is issued upon receipt of cores at our factory.



23-030-ICX



48-101-ICX



48-056-ICX

FULL SIZE CONSTRUCTION CORE PROGRAM

Part #	Description	Specify	Price
23-030-ICX	Construction core		\$106.00
48-101-ICX	Cut key for construction phase (order separately)	New jobs: Specify "ICX"	\$9.80
48-056-ICX	Cut control key (order separately)	Existing jobs: Specify "ICA", "ICB", or "ICC".	\$19.10
50-231	Non-refundable handling charge (per core)		\$15.20

Notes: To order mortise and rim cylinders with full size construction cores for a new job, suffix ICX to non-Primus cylinder number. Example: 30-008 ICX. For existing construction core combinations, specify ICA, ICB, or ICC. Construction cores for a given project are keyed alike to one of a limited number of combinations nationwide. Other Schlage projects in the same area using the same or different contractors may use the same key. Where a higher degree of security is desired, order a set of Standard or Primus® cores in 606 or 626 finish keyed alike to a random combination. Specify "KA Group 1". Such cores would not be assessed the handling fee and are not returnable to Schlage.

EXAMPLE:

Example for construction core charges and credits. distributor XYZ ordered 150 construction cores with 20 keys and one control key. The following charges apply to this order:

1. 23-030-ICX construction cores (150 units).
2. 48-101-ICX cut keys (20 units).
3. 48-056-ICX cut control key (1 unit).
4. 50-231 Non-refundable handling charge (150 units-one per core ordered).

Upon return of the cores to the factory the distributor will be credited for the following:

1. 23-030-ICX construction cores (150 units).

There is no credit for the keys or handling fee.

CONSTRUCTION

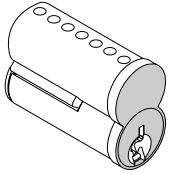
CONSTRUCTION PROGRAM

SMALL FORMAT CONSTRUCTION CORE PROGRAM


Temporary construction cores may be ordered with small format interchangeable core locks, mortise cylinders and rim cylinders. These cores may also be ordered separately. All construction cores are assessed a non-refundable handling charge (50-231). See **Terms and Conditions** for more information.

Features:


- Best® A keyway
- Construction cores have a green or brown face. Each color is keyed alike to its own operating and control key.
- Construction cores are furnished with no keys (NCK). **Cut keys must be ordered separately. If construction operating keys are not ordered, one 48-310 cut key will be provided per order at a list price as shown in the table below unless specifically stated to not include.**
- A control key is required to install and remove construction cores. **Control keys must be ordered separately. If a control key is not ordered, one will be supplied at a list price as shown in the table below.**
- Construction cores may be returned for credit. Contact your Schlage representative for return authorization. Credit is issued upon receipt of cores at our factory.
- Small format disposable cores may not be returned for credit.



80-035



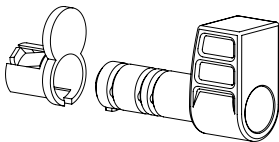
48-310



48-311

SMALL FORMAT CONSTRUCTION CORES

Part #	Description	Specify	Price
48-310	Cut key for construction phase (order separately)	Schlage assigns the color for each order at random. If a specific color is required, specify "GRN" for green and "BRN" for brown cores.	\$12.00
48-311	Cut control key (order separately)		\$17.10
80-035	Construction core		\$64.00
50-231	Non-refundable handling charge (per core)		\$15.20



M204-152

SMALL FORMAT DISPOSABLE CORES

Part #	Description	Price
M204-152	Disposable plastic construction core	\$9.20

EXAMPLE:

Example for construction core charges and credits. distributor XYZ ordered 150 construction cores with 20 keys and one control key. The following charges apply to this order:

1. 80-035 construction cores (150 units).
2. 48-310 cut keys (20 units).
3. 48-311 cut control key (1 unit).
4. 50-231 Non-refundable handling charge (150 units-one per core ordered).

Upon return of the cores to the factory the distributor will be credited for the following:

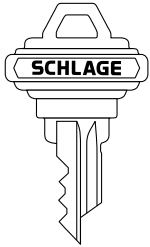
1. 80-035 construction cores (150 units).

There is no credit for the keys or handling fee.

CONSTRUCTION

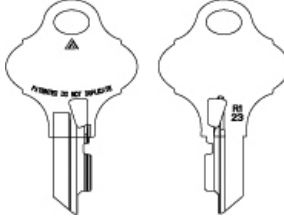
CONSTRUCTION PROGRAM

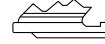
Classic


 35-104 Key Blank
 48-104 Cut Key

Everest®

 35-008 Key Blank
 48-008 Cut Key

Everest 29

 35-097 Key Blank
 48-097 Cut Key

Standard

 35-110 Classic Blank
 48-113 Classic Cut
 35-289 Everest Blank
 48-289 Everest Cut

Hotel Cylindrical

 35-111 Classic Blank
 48-114 Classic Cut
 35-231 Everest Blank
 48-039 Everest Cut


35-057

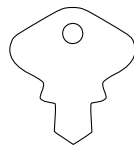
SPLIT KEY CONSTRUCTION KEYS

Description	Part #			Price
	Classic	Everest	Everest 29	
KEY BLANKS				
Construction key, standard bow, embossed	35-104	35-008	35-097	\$9.00
Construction insert	35-110	35-289	35-289	\$12.30
Construction insert, A85, AL85, D85, ND85, or H185 function	35-111	35-231	35-231	
Extractor tool	35-057			\$32.60
CUT KEYS				
Construction key, standard bow, embossed	48-104	48-008	48-097	\$9.00
Construction insert	48-113	48-289	48-289	\$12.30
Construction insert, A85, AL85, D85, ND85, or H185 function	48-114	48-039	48-039	

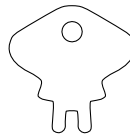
Notes:

Split key construction keys are NOT available for interchangeable core cylinders.

Split key construction keys are ONLY available in L, Y, 0000 and ZZZZ Classic sections, C000 and D000 Everest sections and S000 and T000 Everest 29 sections.



35-250



35-251



M504-271

SPECIAL KEYS

Part #	Description	Price
35-250	Emergency key, A40, AL40, D40, or ND40 function	\$10.00
35-251	Spanner key, A85, AL85, D85, ND85, or H185 function	
M504-271	Emergency key, F40 or S40 function	\$2.50
61-509	Emergency release key standard size, for occupancy deadbolts (Includes one key, ring, and instruction tag.)	\$16.40
61-510	Emergency release key large, for occupancy deadbolts (Includes one key, ring, and instruction tag.)	\$31.20
L583-691	Emergency turn for L9040 and L9440 without indicator	\$28.60
47285675	Emergency tool for L9040 and L9440 with indicator	\$18.80

PRESENTATION

PRESENTATION KEYS


 35-223
35-224

 35-227
35-228

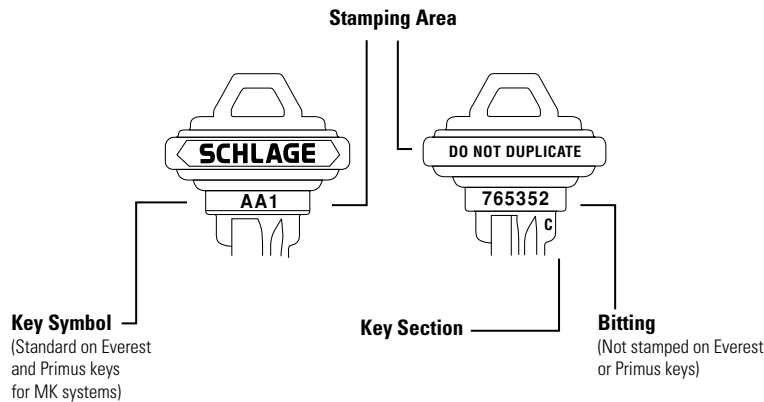

35-229

PRESENTATION KEYS			Price
Part #	Description		
KEY BLANKS			
35-223	5-pin	Velvet case with 2 standard bow Classic gold plated blanks, embossed both sides	\$260.00
35-224	6-pin		
35-227	5-pin	Velvet case with 1 large bow Classic gold plated blank, embossed both sides	
35-228	6-pin		
35-229	6-pin	Velvet case with 1 Everest gold plated blank	
35-230	6-pin	Velvet case with 1 Everest 29 gold plated key blank	
CUT KEYS			
48-223	5-pin	Velvet case with 2 standard bow Classic gold plated keys, embossed both sides	\$287.00
48-224	6-pin		
48-227	5-pin	Velvet case with 1 large bow Classic gold plated key, embossed both sides	
48-228	6-pin		
48-229	6-pin	Velvet case with 1 Everest gold plated key	
48-230	6-pin	Velvet case with 1 Everest 29 gold plated key	
MASTER KEYS			
49-223	5-pin	Velvet case with 2 standard bow Classic gold plated keys, embossed both sides	\$306.00
49-224	6-pin		
49-227	5-pin	Velvet case with 1 large bow Classic gold plated key, embossed both sides	
49-228	6-pin		
49-229	6-pin	Velvet case with 1 Everest gold plated key	
49-230	6-pin	Velvet case with 1 Everest 29 gold plated key	

Note: Customized presentation keys must be submitted to Schlage Innovation Center RFQ process, and require high-resolution logo file in .TIF or .EPS format.

STAMPING

CYLINDER AND KEY STAMPING

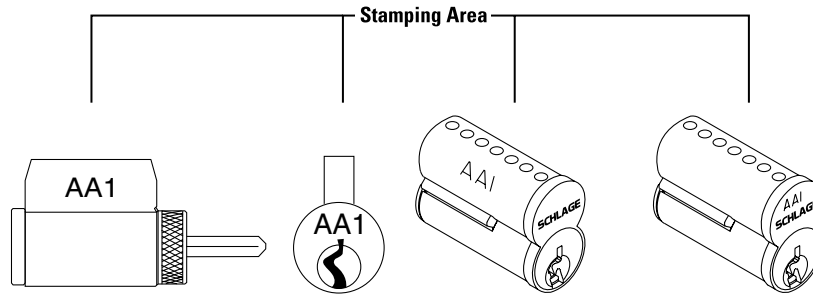


KEY STAMPING					
Description	Notes	Key Type	Specify	Part #	Price / Key
Visual Key Control (VKC) with standard key symbols	1, 2	Classic Standard	(furnished as standard)	—	N/C
	1, 2	Everest and all Primus	(furnished as standard)	—	N/C
Non-standard code	1, 8	All Standard and all Primus	Non-standard code	50-003	\$10.80
DO NOT DUPLICATE		Classic Standard	Stamp key "Do Not Duplicate"	XQ06-878	N/C
		Everest C or Everest 29 S Family Standard	Use 35-002 blanks (C) or 35-268 (S)	—	
	3	Everest B or Everest 29 R Family Everest D, Everest 29 T Family, all Primus	(furnished as standard)		
Custom coining	4, 5	All Standard and all Primus	Assigned XQ# for coining die	Refer to page 355 'Custom Coined Keys' table	
Delete key section from bow		Classic and Everest Standard, Classic and Everest Primus/Primus XP, Everest Primus	Delete key section	50-220	\$7.50
Stamp bitting	6	All key styles (Classic/Everest/Everest 29) N/A with Primus or any key with VKC	Stamp key bitting	50-233	\$10.80
Stamp with Serial Number	7	Restricted Everest (B, D), Everest 29 (R, T)	Stamp Key with Serial Number	50-229	\$4.40
Notes:	1.) Maximum of 6 characters for VKC, Non Standard Code. 2.) Specify "delete key symbol on key" if VKC is not required. Available at no charge. 3.) Everest B and Everest 29 R Family keys are stamped "RESTRICTED". 4.) Contact product support, new dies are subject to a one time charge that is quoted through RFQ process; all new dies remain the property of Schlage Lock Company. 5.) Only available on unembossed keys. 6.) Not available on Primus or Everest B and D or Everest 29 R and T Family keys or on keys with key symbols stamped (VKC). 7.) Serial Number is a Straight Numerical Sequence comprised of 8 digits including leading zeros. 8.) Sequential stamping will be charged as non-standard code (example: AA1-1, AA1-2, etc.).				

When ordered with a lock or cylinder, 50-XXX charges will be added as an option to the product when applicable. Stand alone 50-XXX Charges will be separate lines and priced separately.

STAMPING

CYLINDER AND KEY STAMPING



CYLINDER STAMPING					
Description	Notes	Key Type	Specify	Part #	Price
Visual Key Control (VKC) with standard key symbols or non standard codes	1	Classic Standard, Everest C and D, Everest 29 S and T Standard, (N/A for Primus or Primus XP)	Stamp key symbol or non-conventional code on face (VKC) or Cylinder or core.	50-002	\$10.00
		Everest B Family and Everest 29 R (SFIC)		—	N/C
Concealed Key Control (CKC) with standard key symbols or Non-standard codes	1	Classic Standard, Everest C and D, Everest 29 S and T Standard, Primus and Primus XP cylinders	Stamp key symbol or non-conventional code on side (CKC) of core	50-216	\$10.00
		Everest B Family and Everest 29 R (SFIC)		—	N/C
Note:	Maximum of 6 characters for VKC, Non Standard Code or Serial number stamping.				

When ordered with a lock or cylinder, 50-XXX charges will be added as an option to the product when applicable. Stand alone 50-XXX Charges will be separate lines and priced separately.



CHARGES

KEYING CHARGES

CONTRACT MASTER KEYING		
Part #	Description	Price
50-210	Cylinder Master keyed (MK), grand master keyed (GMK), Emergency Master keyed (EMK), and Single keyed (SKD) groups (charge does not apply to interchangeable core)	\$29.40
—	Interchangeable core Master keyed (MK), grand master keyed (GMK), and Single keyed (SKD) groups	N/C
Note:	The Schlage Master Key Department determines and makes the final decision in the selection and use of key sections. 100% Expansion is allowed for new master key systems unless otherwise specified.	

CONTRACT CONSTRUCTION KEYING (CK)/SPLIT KEY CONSTRUCTION KEYING		
Part #	Description	Price
50-211	Cylinder Construction keyed (CK)	\$17.40
Notes:	<p>Construction keyed cylinder charges are in addition to master keying charges.</p> <p>Pack Keys Independently (PKI) 60-000 packing is included at no extra charge.</p> <p>Construction keying not available with Primus cylinders or interchangeable cores. Construction cores may be ordered for Interchangeable core locks, mortise cylinders or rim cylinders for use during construction. See Construction Core Program).</p> <p>Split Key construction keying requires 6-pin cylinders.</p> <p>Construction master keys must be ordered separately.</p> <p>Extractor tool (35-057) will be added to all split key construction key orders unless specifically noted to exclude. Charge for 35-057 is \$32.60.</p>	

OTHER KEYING (NON-MASTER KEYED)		
Part #	Description	Price
—	Cylinder keyed different (KD) or keyed alike to a Schlage selected combination (KA) in sets of 2 or more, include FSIC.	N/C
—	Cylinder 0-bitted or 1-bitted, as applicable*	N/C
50-001	Standard and Primus cylinder keyed to a specified combination (SFIC not available, FSIC at no charge. Keys must be ordered separately.)	\$14.70
*	<p>Standard non-IC cylinders: Available 0-Bitted. 1-Bitted is not available and if specified, 0-bitted will be furnished.</p> <p>Standard IC cylinders: Furnished 1-bitted. 0-Bitted is not available and if specified, 1-bitted will be furnished.</p> <p>Primus cylinders: All Furnished 0-bitted. 1 bitted is not available and if specified, 0-bitted is furnished.</p>	

RESIDENTIAL MASTER KEYING (RMK) AND/OR RESIDENTIAL CONSTRUCTION KEYING	
Qualifications:	<ul style="list-style-type: none"> Residential projects. RMK and/or RCK must be specified on the order. Systems are available in 5-pin C keyway only. Systems cannot be combined with Contract Master Key systems. Two levels of keying maximum (Change Key and Master Key levels only). Maison keying allowed. Door detailing and labeling allowable as listed below.

RESIDENTIAL MASTER KEYING (RMK)		
Part #	Description	Price
50-223	Cylinder Residential Master keyed (RMK)	\$3.40
49-100	Residential Master Key - Not offered for commercial products	\$18.60

When ordered with a lock or cylinder, 50-XXX charges will be added as an option to the product when applicable. Stand alone 50-XXX Charges will be separate lines and priced separately.

CYLINDERS

KEYS

CYLINDER PARTS

CL SERIES

CHARGES

KEYING CHARGES

RESIDENTIAL CONSTRUCTION KEYING (RCK)/LOST BALL CONSTRUCTION KEYING		
Part #	Description	Price
50-224*	Cylinder Residential Construction keyed (RCK)	\$3.40
48-100	Residential Construction Key	\$9.30
Notes:	Lost ball construction device is triggered by the highest level permanent key unless otherwise specified.	
	Change keys packed in envelopes and packed in lock box. PKI packing available at no additional charge.	
	Residential Construction keying charges are in addition to Residential Master keying charges.	

BITTING LISTS (TRANSCRIPTS)		
Part #	Description	Price
50-123	Bitting list for factory master keyed products (requires written authorization from end-user).	\$348.00*
50-120	Establish new master key system for field master keying (one-time charge). Each bitting is assessed a 50-121 or 50-122 charge below.	\$51.70
50-121	New master key bitting for cylinders keyed in the field. 50-120 charge assessed if this bitting establishes a new system.	\$6.40
50-122	New change key bitting for cylinders keyed in the field.	\$5.20
	*Can be used for SiteMaster download (keying and bitting details) if ordered as such. Please specify SiteMaster download file if applicable in the details column. Information required: is Structure or original order number, end user name, city and state (used to verify the structure number). Also required is an email address for the end user, include their full name to address the email and a "Letter Of Authorization".	

KSC GENERIC KEY CHARTS		
Part #	Description	Price
50-600	6-pin system with 4,096 change combinations furnished	\$1,925.00
50-700	7-pin system with 16,384 change combinations furnished	\$2,493.00
Notes:	KSC systems are for dealer or end-user maintained master key systems. KSC systems cannot be converted or tied to factory established or factory maintained systems.	
	KSC systems are furnished with instruction manual and binder.	
	Number of valid/ usable change combinations provided in 50-600 is not guaranteed due to system constraints. 4,096 is the theoretical number possible, actual number of valid/ usable changes will vary.	

KEYS ORDERED WITH LOCKS OR CYLINDERS (2 STD BOW KEYS PROVIDED WITH KEYED LOCKS OR CYLINDERS)		
Part #	Description	Price
50-214	Extra cut Primus keys ordered with lock or cylinder.	\$16.80
50-215	Extra cut standard bow Classic or Everest C or Everest 29 S Family keys ordered with lock or cylinder	\$6.20
50-227	Extra cut large bow or access bow keys ordered with lock or cylinder	\$9.80
50-228	Cut large bow or access bow keys substituted for standard bow Classic keys	\$4.50
50-232	Extra cut Classic restricted families, Everest B Family, Everest D, Everest 29 R and Everest 29 T family keys ordered with lock or cylinder.	\$12.10

PACK CHANGE KEYS INDEPENDENTLY (PKI)		
Part #	Description	Price
60-000	Pack change keys independently (PKI) for split key construction keying	\$0.00
60-001	Pack change keys independently (PKI)	\$0.90

When ordered with a lock or cylinder, 50-XXX charges will be added as an option to the product when applicable.
Stand alone 50-XXX Charges will be separate lines and priced separately.



KEY SYSTEM MANAGEMENT SOFTWARE

KEY SYSTEM MANAGEMENT SITEMASTER 200 SOFTWARE		
Description	Part number	Price
Windows Full Version on CD	SM01-391	\$3,869.00
Windows Full Version with Lockshop Enhancement	SM01-392	\$4,278.00

Notes:

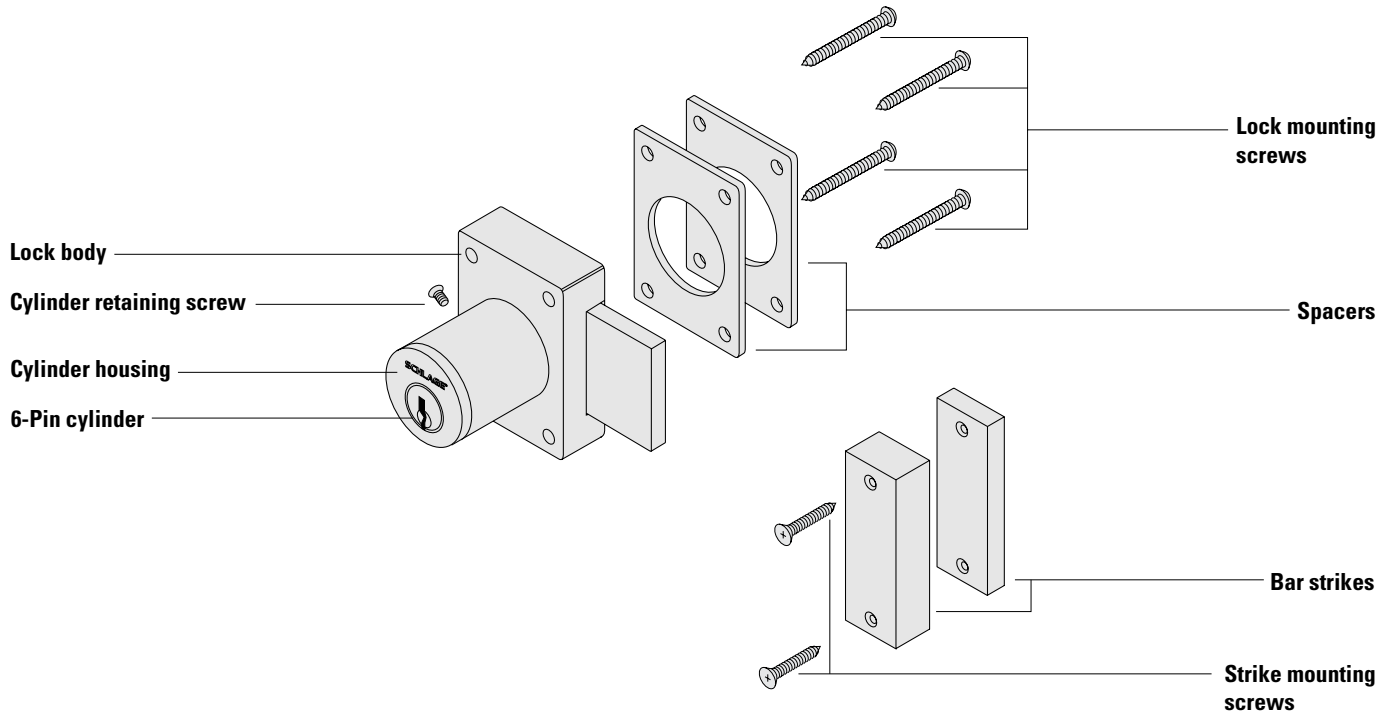
SiteMaster manuals have been replaced by an extensive help menu on the CD.

SiteMaster comes without any information loaded. The download file needs to be ordered (see Part Number 50-123 on previous page for ordering instructions) and Schlage is not responsible to load personnel information, etc.

FORMS		
Description	Part number	Price
Key Record Form (order in multiples of 50)	SM01-210	\$0.74

CL SERIES

Cabinet locks



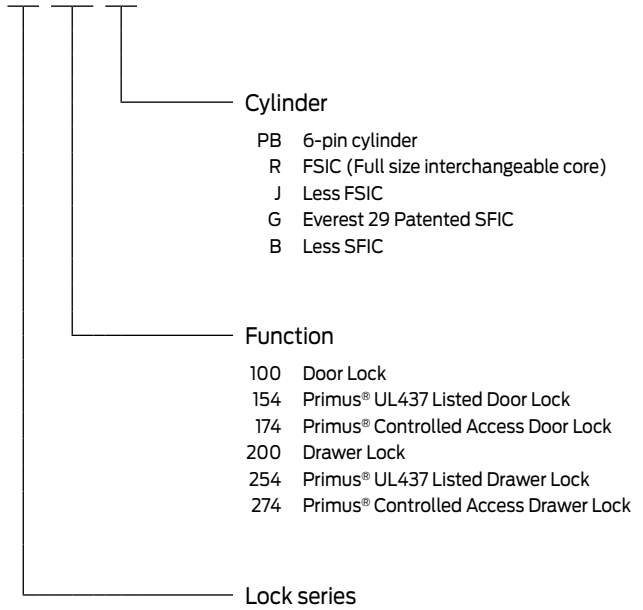
Common Pricing Information	
1.	Locks are furnished with standard features unless otherwise specified.
2.	Door thickness is 1-3/4" unless otherwise specified.
3.	Split finishes and designs will be priced at the highest list price of the design and/or finish.
4.	Engineering specials are denoted by a part number beginning with "X".
5.	⌘ denotes a lock or part that requires an extended lead time.
6.	☞ denotes a handed product and requires handing to be specified.
7.	For all restricted keyways (Everest D, Everest 29 T, Quad, Numbered, Reversed) add \$31.00 for lock less core, specify B suffix, example CL720B. This does not apply to Primus cylinders. See Terms and Conditions for ordering information and requirements.
8.	Locks, keys and cylinders containing restricted keyways require additional documentation to order. Please see Terms and Conditions for the specific requirements.
9.	Keyway must be specified for keyed functions and cylinders. If not specified, default keyway will be S123 for KA, KD and 0-bitted product and S145 for Factory managed masterkey systems.
10.	Multiple keying options are available. Locks and cylinders are furnished KD unless otherwise specified or excepted by notation.
11.	Control Keys for permanent and construction cores are not included with the lock or cylinder and must be ordered separately.
12.	Locks specified C keyway and KD will receive 6-pin cylinders keyed 5-pin with 5-pin keys. Locks specified 0-bitted will receive 6-pin cylinders with 6-pin keys.
13.	Full Size Interchangeable Cores (FSIC) are furnished 1-bitted unless otherwise specified. If 0-bitted is selected, the order will be entered as 1-bitted. This does not apply to FSIC Primus® cores.
14.	Standard pinned cylinders, Primus cylinders (conventional and FSIC) can be supplied 0-bitted. If 1-bitted is selected, the order will be entered as 0-bitted.
15.	Available plug face finishes are 606 and 626. For brass or bronze finish colors, the plug face finish is 606. For chrome, nickel or stainless steel finish colors, the plug face finish is 626.
16.	Locks and cylinders will be furnished with 2 keys each as standard. Additional keys will be charge at the additional cut keys charge appropriate for the cylinder/key type.

Contents

CL Series | Overview.....381
CL Series | Complete lock.....384
 CL Series Conventional.....384
 CL Series Full size385
 CL Series Small format.....386
 CL Series Options387
CL Series | Parts.....388
 Trim collars388
 Strikes.....388
 Adapters.....388
 Screws.....388
 Drivers and accessories.....388
 CL-720G Cam.....388
 CL729-Ratchet locks accessories.....388
 CL720/920 Trim collars.....388

Product identification

CL . 100 . PB



Finish codes and descriptions

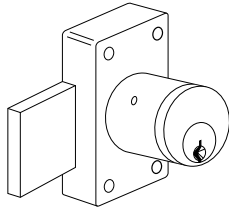
BHMA code	Description
605 (US 3)	Bright Brass
626 (US 26D)	Satin Chrome Plated

Standard Features

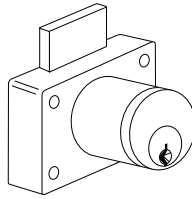
Certification	ANSI A156.11, 1996, Series 4000, Grade 2
Bar	CL100 Series 1" throw; CL200 Series 3/4" throw
Strike	1/2" Bar strike and 1/4" bar strike
Cylinder	6-pin solid brass, keyed 6-pin, S123 keyway, keyed different (KD)
Door Range	Spacers and strikes will accommodate doors 7/8", 1", and 1-1/8" thick
Keys	Two nickel silver cut keys per lock, 6-pin, S123 section

COMPLETE LOCKS

CL SERIES CONVENTIONAL



CL100PB



CL200PB

CL SERIES			
Function	Description	Finishes	
		605, 626	
KEYED			
		Open	Restricted
CL100PB	Door cabinet lock, 6-pin cylinder, 1" bolt throw	\$216.00	\$247.00
CL200PB	Drawer cabinet lock, 6-pin cylinder, 3/4" bolt throw		

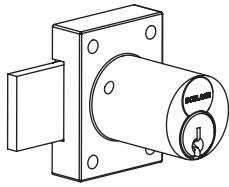
CL SERIES: PRIMUS XP/ PRIMUS CONTROLLED ACCESS			
Primus cylinders are offered for sale through specific channels of distribution based on security levels See Terms and Conditions for more information			
Function	Description	Finishes	
		605, 626	
KEYED			
CL174PB	Door cabinet lock, 6-pin cylinder, 1" bolt throw	\$327.00	
CL174PB-XP	Door cabinet lock, 6-pin cylinder, 1" bolt throw		
CL274PB	Drawer cabinet lock, 6-pin cylinder, 3/4" bolt throw		
CL274PB-XP	Drawer cabinet lock, 6-pin cylinder, 3/4" bolt throw		

CL SERIES: PRIMUS XP/ PRIMUS HIGH SECURITY UL 437			
Primus cylinders are offered for sale through specific channels of distribution based on security levels. See Terms and Conditions for more information.			
Function	Description	Finishes	
		605, 626	
KEYED			
CL154PB	Door cabinet lock, 6-pin cylinder, 1" bolt throw	\$390.00	
CL154PB-XP	Door cabinet lock, 6-pin cylinder, 1" bolt throw		
CL254PB	Drawer cabinet lock, 6-pin cylinder, 3/4" bolt throw		
CL254PB-XP	Drawer cabinet lock, 6-pin cylinder, 3/4" bolt throw		

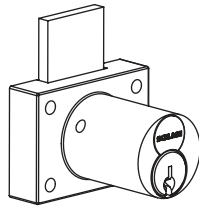
Notes:

Primus locks are furnished 0-bitted, with two 6-pin keys entered as a separate line item, unless otherwise specified.

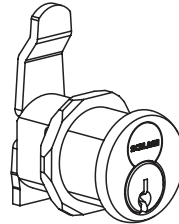
COMPLETE LOCKS CL SERIES FULL SIZE



CL777R



CL888R



CL920R

CL SERIES: FULL-SIZE INTERCHANGEABLE CORE			
Function	Description	Finishes	
		605, 626	
KEYED			
		Open	Restricted
CL777R	Door cabinet lock, FSIC, 1" bolt throw	\$254.00	\$285.00
CL888R	Drawer cabinet lock, FSIC, 3/4" bolt throw		
CL920R	FSIC Cam Lock	\$205.00	\$236.00

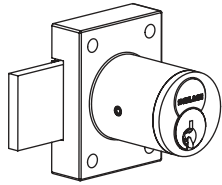
CL SERIES: FULL-SIZE INTERCHANGEABLE CORE PRIMUS XP/ PRIMUS CONTROLLED ACCESS			
Function	Description	Finishes	
		605, 626	
KEYED			
CL774R	Door cabinet lock, FSIC, 1" bolt throw	\$365.00	
CL774R-XP	Door cabinet lock, FSIC, 1" bolt throw		
CL874R	Drawer cabinet lock, FSIC, 3/4" bolt throw		
CL874R-XP	Drawer cabinet lock, FSIC, 3/4" bolt throw		
CL974R	FSIC Cam Lock	\$316.00	
CL974R-XP	FSIC Cam Lock		

CL SERIES: FULL SIZE INTERCHANGEABLE CORE RATCHET LOCK			
Function	Description	Finishes	
		605, 626	
KEYED			
		Open	Restricted
CL929R	Ratchet Lock, FSIC	\$265.00	\$296.00

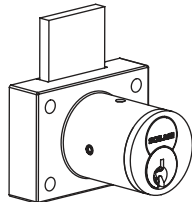
FULL SIZE INTERCHANGEABLE CORE OPTION		
Description	Specify	Price
Full Size Construction Core *	T suffix Example:	\$0.00
Less Full Size Core	J suffix Example:	Deduct -\$30.00 from lock price

*Locks are assessed a non-refundable handling charge (50-231) per core. See [Construction Keys and Keying](#).

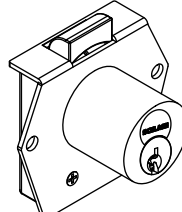
COMPLETE LOCKS CL SERIES SMALL FORMAT




CL771G



CL721G

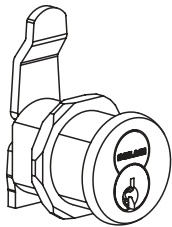


CL725G

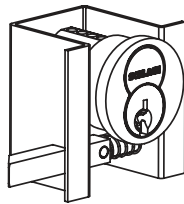


CL775G

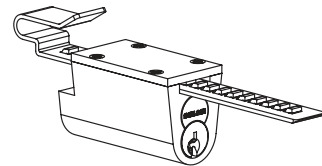
CL SERIES: EVEREST RESTRICTED SMALL FORMAT INTERCHANGEABLE CORE		
Function	Description	Finishes
KEYED		
		Open
CL721G	Door cabinet lock, SFIC, 1" bolt throw	\$227.00
CL771G	Drawer cabinet lock, SFIC, 3/4" bolt throw	
CL725G	Everest Patented SFIC Rim Latch Lock	
CL775G	Everest Patented SFIC Rim Deadbolt Lock	



CL720G



CL728G




CL729G

CL SERIES: EVEREST RESTRICTED SMALL FORMAT INTERCHANGEABLE CORE		
Function	Description	Finishes
KEYED		
		Open
CL720G	Everest Patented SFIC Cam Lock	\$209.00
CL728G	Everest Patented SFIC Mail Box Lock	\$168.00
CL729G	Everest Patented SFIC Ratchet Lock	\$269.00


Notes: For small format construction core, specify suffix HD. Example: B560HD. Available at no additional charge. Locks are assessed one non-refundable handling charge (50-231) per core. See [Construction Keys and Keying](#) for details. Please refer to Everest small format interchangeable core key control policies, under the Terms and Condition Section.

Note: For lock less core, specify B suffix, example CL720B

COMPLETE LOCKS CL SERIES OPTIONS



CL10-355



CL10-354

STRIKES		
Description	Specify	Add to Lock Price
Bar strike, 3/4" x 1-31/32" x 1/2", standard	CL10-355	N/C
Bar strike, 3/4" x 1-31/32" x 1/4", standard	CL10-354	

NON-STANDARD DOOR THICKNESS		
Description	Specify	Add to Lock Price
Lock for 1-3/8" door	1-3/8" door thickness - for CL door and drawer locks	\$4.70

SPECIAL LOCKS		
🕒 Extended Factory Lead Time		
Function	Description	Price each
XB03-232	Cabinet Lock for doors 1/8" to 3/4" thick	\$885.00
XB03-232P	Primus Cabinet Lock for doors 1/8" to 3/4" thick	\$885.00
XB06-530	Cabinet Lock for doors over 7/8" to 2" thick	\$1,065.00
XB06-530P	Primus Cabinet Lock for doors over 7/8" to 2" thick	\$1,065.00

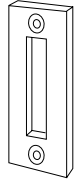
Notes: For slotted strike (CL10-352), see CL Parts: Strikes on page 388.
 Locking provided by swinging cam. Attached to door with hex nut.
 If you are unable to find your required hardware solution in this price book, please refer to our Custom Special Product Process on page 6.
 Specify door hand and door thickness.

PARTS



36-031

TRIM COLLARS			
Part #	Finish	Description	Price each
36-031	.	1 3/16" diameter x 5/8" depth	\$16.60



CL10-352



CL10-354



CL10-355

STRIKES		
Part #	Description	Price each
CL10-352	Slotted strike	\$4.50
CL10-354	Bar strike, 3/4" x 1-31/32" x 1/4", standard	
CL10-355	Bar strike, 3/4" x 1-31/32" x 1/2", standard	

ADAPTERS		
Part #	Description	Price each
CL10-350	Spacer	\$4.50

SCREWS		
Part #	Description	Price each
CL10-301	Retaining screw	\$0.70

DRIVERS AND ACCESSORIES FOR CL100/200/ 725/721/ 777/888 SERIES		
Part #	Description	Price each
CL10-360	Universal Driver bar for CL100/ 200	\$4.20
CL10-361	Driver bar for CL100/ 200PB	\$4.20
CL10-362	Driver bar for CL100/ 200PB 1-3/8" long	\$4.20
CL788-PA-D	Actuator for FSIC CL locks	\$3.40
CL725-1	Spacer for 6-pins SFIC	\$3.20
CL-ETS1	External trim plate spacer	\$4.40
CLTR78	Trim rings 626 or 605	\$4.60

CL-720G CAM		
Part #	Description	Price each
CL720-3-1	CL720 short cam inverted hand	\$4.50
CL720-3-2	CL720 long inbent cam, vertical hand	\$4.50
CL720-3-3	CL720 long offset cam, inverted hand	\$4.40
CL720-3-4	CL720 long straight cam, vertical hand	\$4.70
CL720-3-5	CL720 long shall offset cam, inverted hand 2.40	\$3.20
CL775-SP	Strike pack for CL775 (Latch lock)	\$4.50
CL725-SP	Strike pack for CL725 (Deadbolt lock)	\$4.40

CL729-RATCHET LOCKS ACCESSORIES		
Part #	Description	Price each
CL729S-2	Optional strap for 3/8" material thickness	\$14.00
CL729S-3	Optional strap for 5/8" material thickness	\$20.00

CL720/920 TRIM COLLARS		
Part #	Description	Price each
TR201	Trim collar for CL720/ 920, 1/8" (626,605) \$3.30	\$4.50
TR202	Trim collar for CL720/ 920, 1/4" (626,605)	\$7.60
TR203	Trim collar for CL720/ 920, 3/8" (626,605)	\$8.10
TR200A	Trim collar package for CL720/ 920, includes all three	\$22.30



TOOLS AND KITS

Keying tools and kits



CYLINDRICAL

DEADBOLTS

MORTISE

MULTIPOINT

INTERCONNECT

TUBULAR

SPECIALTY

PORTABLE

CYLINDERS / KEYS

TOOLS / KITS

MERCHANDISING

FORMS

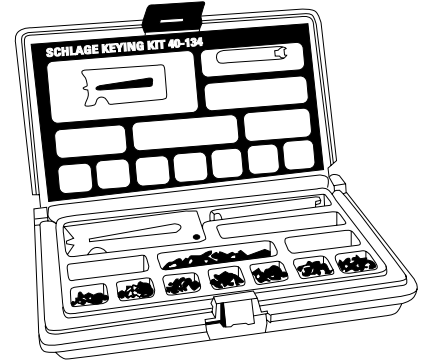
PINNING KITS



40-119



40-133

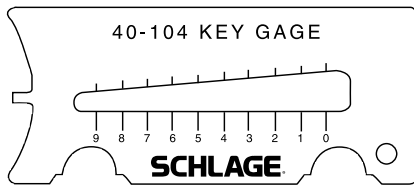


40-134

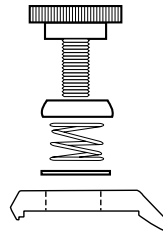
FULL SIZE PIN KITS					
Part #	Description	Contents			Price each
40-070	Primus pin kit (RP pins not included, purchase separately)	Finger pins	Sidebar springs	Plug holder	\$506.00
		Finger pin springs	Sidebars		
40-119	Pin kit, seal-tight metal box	Bottom pins	Retainer cap pins	Cylinder Cap Removal Tool	\$645.00
		Master pins	Retainer cap pin springs		
		Top pins	Shim stock		
		Pin springs	Tweezers		
		Retainer caps	Follower bar		
40-132	Retail Keying Kit, seal-tight metal box	Bottom pins	B-Series cylinder bars	T-Pin Spring	\$352.00
		Top pins	Key gage	T-Pin	
		Pin springs	Follower bar	Removable Cap	
		Cylinder caps	Cap-removal tool		
		Cap spring and pins	Retaining Rings		
40-133	Home Secure™ Pin kit	Bottom pins	Tweezers	Construction balls	\$604.00
		Top pins	Retaining rings	Retainer cap pins	
		Master pins	Retainer caps	T-Pin Spring	
		Follower bar	Retainer cap pin springs	T-Pin	
		Removal tool	B-Series cylinder bars	Removable Cap	
		Key gage	B-Series drivers		
		Cylinder springs	Shim stock		
40-134	Pin kit, snap-tight plastic box	Bottom pins	Key gage	Removable Cap	\$176.00
		Top pins	Follower bar		
		Pin springs	T-Pins Spring		
		Retainer cap pins	T-Pin		

Note: 1) For replacement pins and springs, see Cylinders.

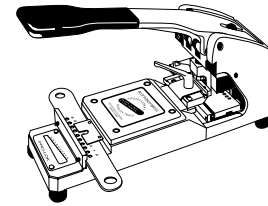
KEY & CYLINDER TOOLS



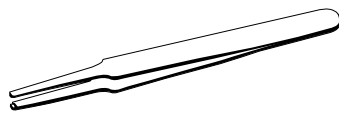
40-104



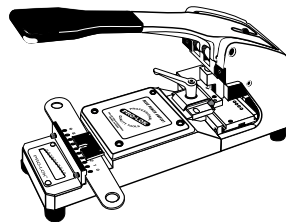
40-074




40-075



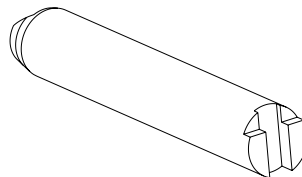
M204-200



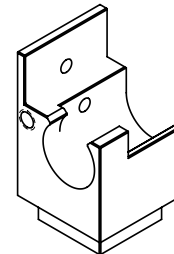
40-099


 M540-000
Aluminum follower and Master Pin Remover


M540-056



M540-051



47646702

FULL SIZE KEYING TOOLS		
Part #	Description	Price each
40-293	Primus® plug holder (previously 40-066)	\$194.00
40-074*	Everest vise jaw upgrade kit	\$139.00
40-075**	Key biting punch for Everest C Family, Everest 29 S and Obverse keyway families	\$4,702.00
40-104	Key gauge (All Schlage keys except SFIC)	\$21.90
40-099	Key biting punch for Everest D and Everest 29 T Families	\$5,636.00
M204-168	Lubriplate	\$13.90
M204-200	Tweezers	\$60.30
M204-201	Shim (pack of 25)	\$47.20
M540-051	Follower	\$16.00
M540-056	Cylinder cap removal tool	\$85.30
M540-000	Aluminum Follower and Master Pin Remover	\$88.50
M504-548	Follower for Modular Cylinder	\$29.10
40-225	Everest 29 Shim (Order in packs of 10)	\$0.90
47646702	LFIC Modification tool	\$125.00

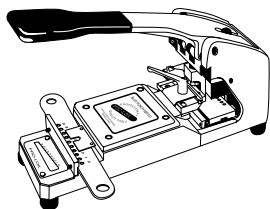
* Adds Everest C and Everest 29 S Family capability to Blue Punch key machines (designed for Obverse keys) with serial numbers below 990358, manufactured before July 1999.

** For all Standard and Primus keys with Obverse, Everest C and Everest 29 S Family sections only.

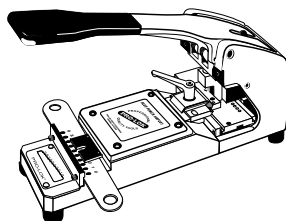
KEY & CYLINDER TOOLS

SMALL FORMAT INTERCHANGEABLE CORE PIN KITS				
Part #	Description	Contents		Price each
40-129	A2 System pin kit	Blocking pin springs Blocking pins Bottom pins Caps Master/build-up/top pins Tumbler spring	Plug retainers Capping block Capping tool Ejector tool Key gage Tweezers	\$1,084.00

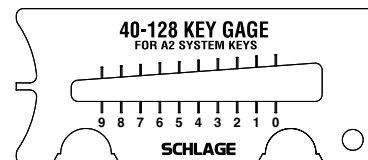
Note: 1) For pin kit refills, see Cylinders.



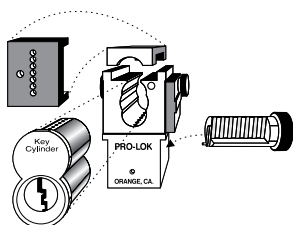
40-071
Everest B and Everest 29 R Family Key
Bitting Punch



40-181
Falcon/Best® SFIC Key Bitting Punch



40-128
SFIC Key Gage



40-171
IC Decode, Dump Tool



40-172
Ejector Pin



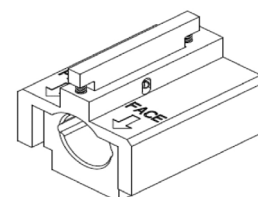
40-173
Staking Tool

SMALL FORMAT INTERCHANGEABLE CORE SERVICE EQUIPMENT		
Part #	Description	Price each
40-071*	Key bitting punch, Everest B and Everest 29 R Family keys only	\$5,917.00
40-128	Key gage, A2 system	\$26.70
40-181	Key bitting punch, Falcon/Best®	\$5,571.00
40-171	IC decode, rekey, dump tool	\$399.00
40-172	Ejector Tool	\$75.30
40-173	Staking Tool	\$75.30

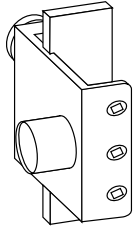
* For service of this key machine, contact:
Pro-Lok
655 North Hariton St.
Orange, CA 92668
(714) 633-0681
FAX (714) 633-0471

SL CYLINDER 7-PIN A2 PINNING KIT				
Part #	Description	Contents	Price each	
40-247	SL A2 Pin Kit	L Pins, Single Cut (25 each) L Pins, Master pins (25 each) L Pin Springs Locking Side Bar Locking Side Bar Springs SL Plug Clip SL Plug Cover SL End Cap	SL End Cap Pin SL End Cap Pin Spring Everest SFIC Check Pin Everest SFIC Check Pin Spring A2 Key System Key Gauge Plug Holder Crimp Tool Tweezers	\$940.00

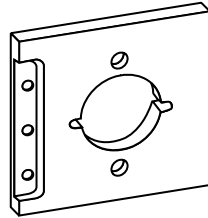
SL CYLINDER PLUG HOLDER AND CRIMPTOOL		
Part #	Description	Price each
40-296	SL Plug Holder Crimp Tool	\$137.00



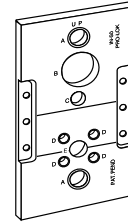
INSTALLATION



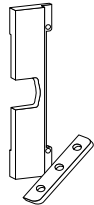
40-286
Universal Clamp



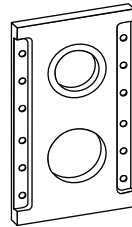
40-226
AL and ND Template



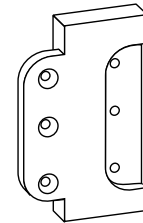
40-227
L-Series Template (front side)



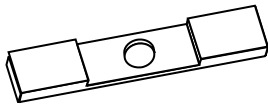
40-152
1-3/8" Thick Door Adapter
x 2-3/8" Backset



40-228
H-Series Template



40-153
5" Backset Adapter

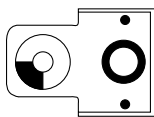


40-158
Mortise Pocket Filler (edge)

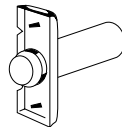


40-026
1-1/2" Bushing (old style)

STRIKE MARKING CHISELS

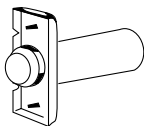


40-029

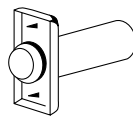


40-030

LATCH MARKING CHISELS



40-031
1" Front



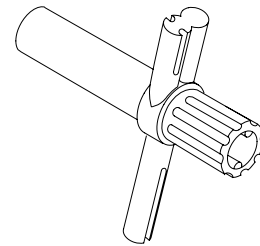
40-032
1-1/8" Front

INSTALLATION

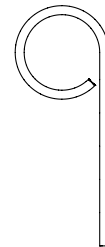
INSTALLATION TOOLS		
Part #	Description	Price each
40-026	Bushing, 1-1/2", for 40-012 jig	\$76.80
40-029	Strike marking chisel - full lip strikes	\$123.00
40-030	Strike marking chisel - 1-1/8" x 2-3/4"	\$135.00
40-031	Latch marking chisel - 1" x 2-1/4"	\$117.00
40-032	Latch marking chisel - 1-1/8" x 2-1/4"	\$117.00
40-049	Tool box, for 40-006 kit	\$430.00
40-112	Circular strike bit for machine equipment	\$1,331.00
40-152	Backset Adapter for 1-3/8" doors and/or 2-3/8" Backset	\$344.00
40-153	Backset Adapter for 5" Backset	\$245.00
40-158	L-Series mortise pocket filler (edge)	\$259.00
40-035	Strike locator - 7/8"	\$78.80
40-015	7/8" Boring bit	\$294.00
40-179	Strike locator - 1"	\$79.10
40-175	1" Boring bit	\$152.00
40-176	2-1/8" Multi-spur bit	\$383.00
40-177	1-1/2" Multi-spur bit	\$332.00
24002693	ND and L Lever removal tool	\$34.90
24341471	ND and L Lever removal tool - 20 pack	\$22.90
M204-198	Boring jig - ND and AL series locks	\$22.70
M504-271	Tool to remove AL and D-Series levers	\$2.50
M504-306	Circular faceplate wrench	\$3.80
021415	Spanner wrench, D-Series Knobs and L-Series	\$6.20
M504-347	Socket screw key, for 40-012 jig	\$5.20
M504-413	Installation tool, interchangeable core	\$26.60
N523-108	Tool to remove AL and D-Series levers	\$2.70
40-226	Door prep installation template - ALX, ND, NDE series	\$490.00
40-227	Door prep installation template - L series	\$672.00
40-228	Door prep installation template - H series	\$594.00
47278471	Door prep installation template for L Lock HSLR Trim	\$672.00
40-286	Universal Clamp	\$688.00



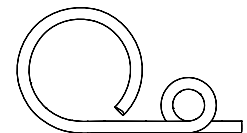
021415



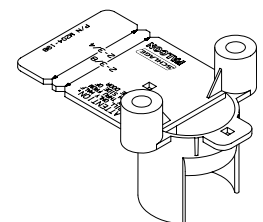
M504-413



M504-271



N523-108



M204-198

TORX® TOOLS		
Part #	Description	Price each
M504-424	Tool T-8	\$61.90
M504-425	Tool T-15	\$59.80
M504-426	Tool T-20	
M504-427	Tool T-30	
M504-428	Tool T-10	



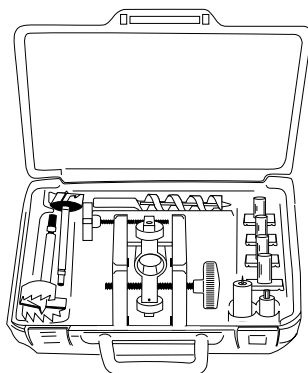
INSTALLATION

HOME SECURE RCK ACCESSORIES		
Part #	Description	Price each
P513-023	Home Secure Owner Key Envelopes	\$0.60
34-401	Home Secure Replacement Construction Balls (pack of 1,000 construction balls)	\$46.30

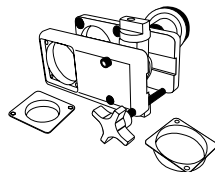
MAINTENANCE KITS (REPLACEMENT PARTS ASSORTMENTS)		
Part #	Description	Price each
40-054	L-Series maintenance kit	\$1,435.00
40-097	ND-Series lever maintenance kit	\$958.00
40-223	Modular Cylinder Service Kit	\$1,543.00

FUNCTION CONVERSION KITS (COMPONENTS TO SUPPORT FIELD ISSUES)		
Part #	Description	Price each
47444321	ALX Function Conversion Kit	\$335.00


INSTALLATION



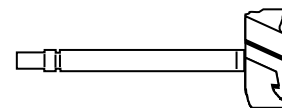
40-147
Complete Installation Kit



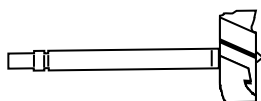
40-148
Installation JIG



M504-497
Case Only



40-176
2 1/8" Multi Spur Bit



40-177
1-1/2" Multi Spur Kit



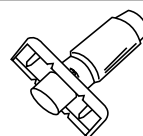
40-175 1" Bit
40-015 7/8" Bit



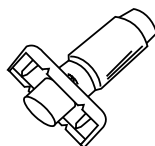
40-179
1" Strike Locator
40-035
7/8" Strike Locator



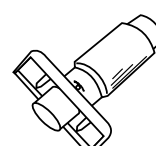
40-029
Full Lip Strike Chisel



40-030
1-1/8" x 2-3/4"
Strike Chisel



40-031
1" x 2-1/4" Latch Chisel

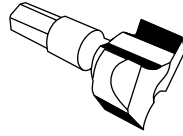

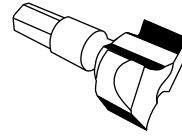
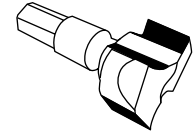
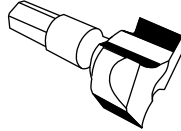
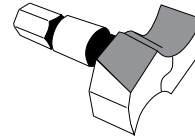
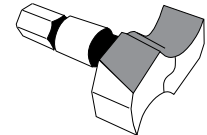
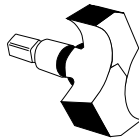
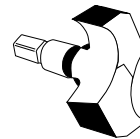
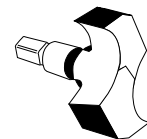
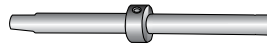


40-032
1-1/8" x 2-1/4"
Latch Chisel

INSTALLATION KITS				
Part #	Description	Contents		Price each
40-147	Installation Kit for Locksets and Deadbolts Kit includes JIG, Case, (2) Multi-spur bits, (4) latch/strike chisels, (2) Bushing Plates, 1" Auger bit and strike locator	40-148 M504-497 40-176 40-177 40-030	40-175 40-179 40-029 40-031 40-032	\$3,620.00
M504-497	Case Only	—		\$321.00
40-148	Installation JIG only	—		\$2,740.00

- Notes: 1) For F-Series installation, 40-015 and 40-035 is required.
2) For 40-147, doors requiring thru-bolt holes and/or 7/8" edge bores, bits sold separately.

INSTALLATION

 40-160
Mortise Lock JIG

 40-161
5/8" Wood Cutter Bit

 40-162
1 1/16" Wood Cutter Bit

 40-163
3/4" Wood Cutter Bit

 40-164
13/16" Wood Cutter Bit

 40-165
7/8" Wood Cutter Bit

 40-166
15/16" Wood Cutter Bit

 40-167
1" Wood Cutter Bit

 40-168
1-1/16" Wood Cutter Bit

 40-169
1-1/4" Wood Cutter Bit

 40-170
Long Boring Shaft

INSTALLATION KITS

Part #	Description	Contents		Price each
40-160	Installation kit for mortise lock Kit includes: Jig, Case (3 wood cutter bits and long boring shaft)	40-160 40-165 40-167	40-169 40-170	\$1,981.00

INSTALLATION TOOLS

Part #	Description	Price each
40-161	5/8" Woodcutter Bit	\$187.00
40-162	1 1/16" Woodcutter Bit	\$187.00
40-163	3/4" Woodcutter Bit	\$187.00
40-164	13/16" Woodcutter Bit	\$187.00
40-165	7/8" Woodcutter Bit	\$204.00
40-166	15/16" Woodcutter Bit	\$204.00
40-167	1" Woodcutter Bit	\$204.00
40-168	1-1/16" Woodcutter Bit	\$204.00
40-169	1-1/4" Woodcutter Bit	\$248.00
40-170	Long boring shaft for locks up to 6"	\$388.00



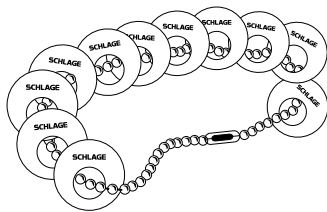
this page intentionally blank

MERCHANDISING AIDS

SCHLAGE COMMERCIAL WHITE WOOD MOUNTS					
47284858	47284871	47284872	47284862	47284867	47286238

DISPLAY MOUNTS							
Part #	Description	Dimension (inches)					List Price
		Backset	Bore	Faceplate Width	Total Height	Width at Base	
47284858	Mortise Mount	2-3/4"	-	1-1/4"	19-7/8"	8"	\$232.00
47284871	Deadbolt, Knob, and Keypad Mount	2-3/8"	2-1/8"	1"	19-7/8"	8"	\$232.00
47284872	Cylindrical Mount	2-3/4"	2-1/8"	1-1/8"	19-7/8"	8"	\$232.00
47284862	4-inch Interconnect Mount	2-3/8"	2-1/8"	1"	19-7/8"	8"	\$232.00
47284867	5.5-inch Interconnect Mount	2-3/8"	2-1/8"	1"	19-7/8"	8"	\$232.00
44-115	Clear Plastic Mount Ring	-	-	-	-	-	\$62.40
47286238	Mount Carton Carrying Strap	-	-	-	-	-	\$28.90

Note: 1) Price does not include lock.
2) L400-Series mounts are not available.



39-029

FINISH SELECTOR KIT		
Part #	Description	Price each
39-029	Finish selector kit Finishes: 505, 605, 606, 609, 612, 613, 619, 620, 622, 625, 626, 629, 630, 716, 643e	\$55.50

PLASTIC LOCK CASE COVER FOR L9000 MORTISE		
Part #	Description	Price each
39-042	Plastic lock case cover (for display), L-Series	\$143.00

FULL SIZE CYLINDER SALE KIT		
Part #	Description	Price each
47492315	Contents: Conventional and FSIC cylinders, Classic keyways with Primus RP upgrade, Everest 29 upgrade (with and without Primus). Mortise and Rim modular cylinder components	\$953.00

Commercial Master Keyed Orders

MASTER KEYED ORDERS	LEAD TIMES
<p>Schlage Forms (MS-I200, MS-I100, MS-I150) Non-Schlage Forms</p>	<div style="border: 1px solid black; padding: 5px; margin-bottom: 10px; width: fit-content;">Factory Lead Time</div> <div style="border: 1px solid black; padding: 5px; margin-bottom: 10px; width: fit-content;">Extended Lead Time</div> <p style="margin-left: 100px;">Additional 5 Working Days Minimum</p>

In an effort to expedite the process of managing our growing volume of Master Keyed order requests, Master Keyed orders submitted in the following choice of formats will receive factory lead times based on the following criteria:

- Orders submitted on the Key System Summary form (MS-I200) and the Master Keyed Order forms (MS-I100 and MS-I150)

OR

- Orders submitted on the Key System Summary form (MS-I200) and your purchase order with information specified in the following sequence:

Qty	Product	Design	Finish	Hand	Latch	Strike	Add'l Details
Door Detail Information				DHI Key Symbol			

Lead times for Master Keyed orders in any other format will be extended at least 5 additional working days. In all cases, allow additional lead time for clarifications and complex keying requirements. The Master Keyed order forms are located in the Forms section of the price book. For your convenience you can download the Master Keyed order forms from our web site at allegion.com/us

Residential Keying

Residential Master Key (RMK): RMK is a single key that will grant access to all opening within the facility (i.e. master key). Additionally, each tenant would need to be provided with a key that will grant them access to their apartment only. The same keying situation would exist in any form of a multi family housing complex.

Residential Construction Keying (RCK): RCK (also referred to as loss ball) by design allows the use of a temporary master key during the construction phase of a project. At the end of the construction phase, the use of the homeowner key will trigger the lost ball construction device, thus eliminating the temporary master key used during construction.



PRIMUS AND EVEREST 29 PRIMUS ORDERING CHECKLIST

TO FACILITATE ORDER ENTRY FOR KEYS, CYLINDERS, AND CARDS

IMPORTANT NOTES

To expedite processing of all Primus orders, it is highly recommended that Primus products be ordered separately

For Level One Plus and 7, All Cylinder Orders Will Be Supplied LESS KEYBLANKS Unless Otherwise Specified

For All Other Levels, All Cylinder Orders Will Be Supplied WITH KEYBLANKS Unless Otherwise Specified

PRIMUS	EVEREST 29 PRIMUS
<p><u>FOR LEVEL ONE</u></p> <ul style="list-style-type: none"> ✓ The Distributor's Primus number MUST be provided ✓ The Sequence number MUST be provided <p><u>FOR LEVEL ONE PLUS</u></p> <ul style="list-style-type: none"> ✓ The Distributor's Primus number MUST be provided ✓ The Sequence number MUST be provided ✓ The Locksmith number MUST be provided <p><u>FOR LEVEL TWO</u></p> <ul style="list-style-type: none"> ✓ The Dealer's Primus number MUST be provided ✓ The Sequence number and/or Section MUST be Provided <p><u>FOR LEVELS THREE & FOUR</u></p> <ul style="list-style-type: none"> ✓ Orders Originating a System MUST include both an Original Facesheet and a Signature Card ✓ An Original Facesheet MUST accompany all succeeding orders ✓ The Primus number MUST be indicated on the Facesheet ✓ ALL fields on the Facesheet MUST be completed where applicable 	<p><u>FOR LEVEL SEVEN</u></p> <ul style="list-style-type: none"> ✓ The Distributor's Primus number MUST be provided ✓ The Locksmith's Facility code MUST be provided ✓ The Keyway MUST be provided <p><u>FOR LEVEL EIGHT</u></p> <ul style="list-style-type: none"> ✓ The Distributor's Primus number MUST be provided ✓ The Keyway MUST be provided <p><u>FOR LEVEL NINE</u></p> <ul style="list-style-type: none"> ✓ Orders Originating a System MUST include both an Original Facesheet and a Signature Card ✓ An Original Primus Facesheet MUST accompany all succeeding orders ✓ The Primus number MUST be indicated on the Facesheet ✓ ALL fields on the Facesheet MUST be completed where applicable

All Primus Orders & Supporting Documentation Should be Sent To:

USA:
 Schlage
 Attn: Primus Order Processing
 3899 Hancock Expressway
 Colorado Springs, CO 80911

CANADA:
 Schlage
 Attn: Primus Order Processing
 1076 Lakeshore Rd East
 Mississauga ON Canada L5E 1E4



Using Order Forms

We recommend using the order forms included with this price book when placing purchase orders for Schlage products. The following 14 pages of order forms are available for copying prior to placing your order. Bulk supplies of blank forms are also available upon request. Contact Customer Service to order bulk supplies of forms. Specify form number.

SEQUENTIAL LIST OF ORDER FORMS

Description	Form Number	Rev Date	Total Pages	Available on allegion.com/us
Non-Master Keyed Order Form, First Page	MS-1250	3/14	1 page	▪
Non-Master Keyed Order Form, Additional Page	MS-1300	3/14	1 page	▪
Master Keyed Order Form, First Page	MS-1100	3/14	1 page	▪
Master Keyed Order Form, Additional Page	MS-1150	3/14	1 page	▪
USA Key System Summary	MS-1200	3/14	5 pages	▪
Canada Key System Summary	MS-i200 Canada	10/20	5 pages	▪
Primus® Facesheet	MS-E120 Canada	10/20	1 page	▪
Primus® Signature Card	MS-E130 Canada	10/20	1 page	▪



MASTER KEY SYSTEM SUMMARY

This form must be attached to the **Master Key Order form and P.O.** Please provide as complete and accurate as possible so we can provide what you need for your Key System.

Job Name
Address
City / State
Country

Account No.
P.O.#

For detailed instructions on how to complete this form please refer to pages 4 & 5

System Overview

- New Existing (provide info below)
- Attached Dealer Specified Combinations Registry # _____
- Structure or
Factory Order # _____

I. Select System

Schlage

- Classic
- Classic Primus *

Everest®

- B (Small Format IC, Restricted *)
- C (Open)
- Primus® *
- D (Restricted *)
- Primus® *

Everest 29™

- R (Small Format IC, Restricted *)
- S (Open)
- Primus® *
- T (Restricted *)
- Primus® *

Falcon

- Standard
- Schlage C
- Restricted *
- Interchangeable Core A2
- Interchangeable Core A4

Everest 29 key sections are backwards compatible to Everest keyways and have the following relationships:

R family sections > B family keyways
 S family sections > C family keyways
 T family sections > D family keyways

Type

- 5-pin 6-pin 7-pin
See compatibility chart on page 5

Keyway _____
Specified **:_____

** = The Commercial Master Key Department makes the final decision in the selection of key sections

Construction Keyed Yes No

Full Size Construction Cores ICA ICB ICC
(Schlage Only)

Small Format Construction Cores Brown Green

Construction Keyed Type

- Falcon CK (BOK) Lost Ball
- Schlage CK (Split) RCK (5-Pin C only)

2. Select Keys & Key Stamping

Change Keys

No. Of Keys per Symbol _____

No. Of Keys per Cylinder _____

Type

Standard Bow

Standard Bow
(Unembossed)

Access Bow

Large Bow

Key Stamp Details

Keyset Symbol

Do Not Duplicate
(DND)

With Custom Die
(Specify) _____

Non-standard Code (Specify) _____

Change Key Packaging and Shipping Instructions

Pack Keys Independently (PKI) of Lock or Cylinder ***

*** = *Furnished standard at no charge with
Split-Key construction keying*

Yes No

If PKI, ship change keys to:

Dealer

Other _____

See Primus Facesheet

3. Select Cylinder Stamping

Cylinder Stamp Details

With Industry Standard Key Symbol

Non-Standard Code (Specify)

Cylinder Stamping Location

Plug Face (N/A in Primus) - VKC

Concealed (N/A in Falcon STD) - CKC

4. Select Key Quantities

Level	Qty. Per	Master Key Symbol (s)	Total Quantity
GGM _____	_____	_____	_____
GM _____	_____	_____	_____
MK or RMK _____	_____	_____	_____
Control _____	_____	_____	_____
Emergency _____	_____	_____	_____
Others _____	_____	_____	_____

Ship Master Keys To:

Dealer
 See Primus Facesheet
 Other _____

Special Function	Qty. Per		Qty. Per
RCK (Lost Ball) ****	_____	Full Size Construction Core Keys (Schlage Only)	_____
CK (Split Key) ****	_____	Full Size Construction Core Control Keys (Schlage Only)	_____
Extractor Tools ****	_____	Small Format Construction Core Keys	_____
		Small Format Construction Core Control Keys	_____

**** = Use with Construction Keying

5. Master Key Future Expansion

List Future MK Symbols	Approx. # of Change Key Symbols Under Each Future MK
Example: MK..... <input checked="" type="checkbox"/>	BJ, BK _____ 40 each _____
GGM <input type="checkbox"/>	_____
GM <input type="checkbox"/>	_____
MK <input type="checkbox"/>	_____
MK <input type="checkbox"/>	_____
MK <input type="checkbox"/>	_____
MK <input type="checkbox"/>	_____
Others <input type="checkbox"/>	_____

6. Operating Instructions

(Unless otherwise specified, all hierarchical master keys will operate cross-keyed cylinders)

Cross Keyed Cylinder	is operated by these change keys	Cross Keyed Cylinder	is operated by these change keys
X _____	_____	X _____	_____
X _____	_____	X _____	_____
X _____	_____	X _____	_____
X _____	_____	X _____	_____

7. Instructions and Compatibility

General Information

If you do not know the registry number (R#), structure number or the original factory order number for an existing system, contact Customer Service prior to placing the order:

USA:	CANADA:
Tel. 1-877-671-7011	Tel. 1-800-900-4734
Fax 1-800-452-0663	Fax 1-800-209-4734

- Only one structure may be ordered on the same purchase order
- Classic refers to Obverse, Numbered (Paracentric), Quad, and Reverse key section families
- Classic Primus refers to Primus Obverse and Primus Quad key section families

Section 1: Select System

Full Size Construction Cores

- Schlage only

Small Format Construction Cores

- 7-pin only for Schlage
- 6- and 7-pin for Falcon

CK (Split)

- 6-pin for Schlage and Falcon
- Split key construction keying is not available for Classic Primus or Everest 29 Primus

RCK (Lost Ball)

- 5-pin (C keyway) only for Schlage
- 5-, 6-, and 7-pin for Falcon

System Selection

- Refer to the compatibility chart

Section 2: Select Keys and Key Stamping

Stamp Details

- Unless otherwise specified, industry standard key symbols are stamped on Everest 29™ and Primus® keys
- For custom die, attach RFQ approval for Schlage

Section 3: Select Cylinder Stamping

Type

- For cylinder type refer to the compatibility chart

Keyway (specify)

- Schlage Commercial's default key section for new Master Key Systems is Everest™ S145

Section 4: Key Quantities

Level

- Unless otherwise specified, the control key has the same cut as the highest-level key in the system (Except SFIC systems)

Special Function

- Construction keys are not furnished unless specified

Change Keys

- Unless otherwise specified 2 change keys are furnished per lock or cylinder

Section 5: Master Key Future Expansion

- Do not use the letters "I", "O", "CK", "KA, or "KD" for any master key symbols

Section 6: Operating Instructions

- Cross keying reduces the security and expansion of key systems
- Unless otherwise specified, all hierarchical master keys will operate cross-keyed cylinders

Compatibility Chart

	5 Pin	6 Pin	7 Pin	Split Key	Block O-Key	Lost Ball	Temp Core	A2	A4	0.025	0.018
Schlage											
Classic	X	X		X		X	X				
Everest 29 S		X		X			X				
Everest 29 T		X		X			X				
Everest 29 R			X				X	X			
Classic Primus (XP)		X					X				
Everest 29 Primus (XP)		X					X				
Falcon											
Open	X	X	X		X	X					X
Restricted		X	X		X	X				X	
Schlage C		X		X							
SFIC Open		X	X				X	X	X		
SFIC Restricted		X	X				X	X	X		



Restricted Product

For Schlage® Primus & Everest Key Systems



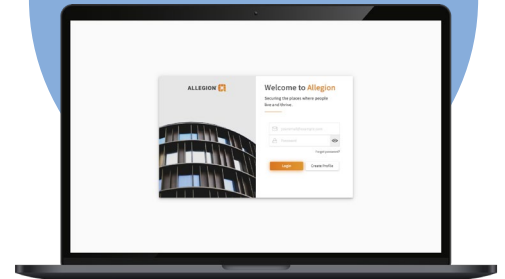
Overview

At Schlage®, we take key control as seriously as you do. Visit our secure web portal to easily generate an authorization for restricted keys and cylinders. Simply provide the file with your purchase order to an Allegion authorized reseller.

Benefits:


- Minimize time inefficiencies by implementing an expiration date, allowing for multiple uses of a Restricted Product Authorization (RPA)
- Manage who can generate RPAs for your key system
- Get validations completed quicker, rather than waiting on them through the mail
- Ability to review order authorization history
- Eliminate the current paperwork intensive process
- All RPAs are securely generated by Schlage

Users can manage all authorizations on restrictedproduct.allegion.com.



How to Register

1. Go to restrictedproduct.allegion.com.
2. Fill in the user information that will be used to create your profile.
3. Click "Create profile".
4. Clicking create profile will send a verification email that will require action.
5. Check your inbox and follow the steps.
6. Login to get started. If you see your account(s) listed, see last section on creating authorizations. If you have no account(s) listed, see next section on requesting access.



Review Restricted Product Authorization History

Through your Restricted Product account, you can review your history of Restricted Product Authorizations (RPA).

- Order/date RPA was used
- Reprint RPA
- Update expiration date
- Who created
- When created
- Addresses used

Request Access to an Existing Account

1. Login to restrictedproduct.allegion.com.
Click +Add Account and the User Type window will pop up.

User Type

Let's get started

I am requesting access to an existing account
(Meaning I want to manage one or more accounts starting with X, P, E or F in this website and create digital authorizations)

I want a new account
(Meaning I need Allegion to generate a brand new account number either my first account or a new account in addition to any existing I may have)

I am a(n):

End User

Dealer

Buttons: Cancel, Previous, Next, Save

3. Enter your account details and click Next.
Review the entered information, then click Save.

Account Details

Account Number* Account Name*

Accounts start with X, P, E or F followed by 5 numbers.

Address Line 1* Address Line 2* City*

Country* UNITED STATES State* Zip Code* Ex. 45123

Address may automatically be updated based on recommendation from validation service.

Buttons: Cancel, Previous, Next, Save

2. Make the appropriate selections.
Only select "I want a new account" if you do not have any restricted key system installed. If you do, a new account will be created and the keys will not be compatible with the existing products in the facility.

4. The request will go to the appropriate party for approval.
 - If the requestor name entered (when dealer was selected) matches the existing paper work, the request will be approved.
 - If requestor does not match, the Key Control team will reach out to request additional documentation.

How to Create a Restricted Product Authorization

1. Login to restrictedproduct.allegion.com.
2. Select the appropriate restricted product account if you have more than one account for your organization.
3. Use the Manage Addresses and Manage Contacts buttons under Account info to input to whom and where your restricted product will ship and set as default to populate on the form.

School District E9999

ACCOUNT INFO AUTHORIZATIONS

+ Create Authorization

Account Information Approved History

Type: EVEREST Edit Info Notes

ACCOUNT NAME School District LEVEL EV

ORGANIZATION School District (Manage Users)

ACCOUNT # E99999

ADDRESS 123 Main St Denver, CO 80226 US Country:

Buttons: Manage Addresses, Manage Contacts, View Full Account History

Default Shipping Addresses

RESTRICTED LOCKS, CYLINDERS & CORES *	CUT KEYS *	MASTER KEYS *	BLANK KEYS *
School District ATTN: Account Owner 123 Main St Denver, CO 80226 UNITED STATES	School District ATTN: Account Owner 123 Main St Denver, CO 80226 UNITED STATES	School District ATTN: Account Owner 123 Main St Denver, CO 80226 UNITED STATES	School District ATTN: Account Owner 123 Main St Denver, CO 80226 UNITED STATES

4. Select +Create Authorization.
5. Completely fill out all four address sections, *even if all product types are not being ordered*. The address record must be added in the Manage Address section and the contact record must be added in the Manage Contacts section, both located on the Account Page, so it can be selected in the drop down.

Create Authorization

All addresses and contacts must be filled out EVEN if all product types are not being ordered.

Restricted products will be sent to the following addresses:
Before the authorization can be saved, all Attention contacts and/or Location addresses must be set. If drop down does not contain correct contacts or addresses, click cancel and go back to Manage Contacts and click +Add New Delivery Contact and/or Go to Manage Addresses and click + Add New Shipping Address.

RESTRICTED LOCKS, CYLINDERS & CORES *	CUT KEYS *
Contact* Account Owner	Contact* Account Owner
Address* School District, 123 Main St Denver CO 80226	Address* School District, 123 Main St Denver CO 80226

Use Contact and Address for all Keys

MASTER KEYS *	BLANK KEYS *
Contact* Account Owner	Contact* Account Owner
Address* School District, 123 Main St Denver CO 80226	Address* School District, 123 Main St Denver CO 80226

6. Confirm addresses and contacts are correct.
7. Select Set Expiration Date to allow multiple uses for an RPA.

One time use

Set expiration date

Email Authorization To: (Email)

Type a new email and press enter...

Notes will display on Authorization PDF and are for informational purposes only. Please do not put any shipping and/or other instructions for factory.

Additional notes: Type any additional notes...

Buttons: Cancel, Create Authorization

8. Select Create Authorization. The authorization is now created and sent to the email address on file. It is also accessible from the Authorizations tab. **Be sure to provide the file with your purchase order to your Allegion supplier.**



Allegion's collaboration platform for the life-cycle of the opening

Capture, maintain, and collaborate on door hardware requirements for BIM and non-BIM projects.

Track and review changes to openings and hardware selections.

Select an opening and view the plans, hardware sets, and product information.

© 2021 Allegion 013845

Making doors the easiest part of the building

Allegion's Overtur™ is the digital environment connecting all building phases in opening design, construction and ongoing management.

Learn more at discover-overtur.allegion.com or contact your Regional Sales Office.

KRYPTONITE ■ LCN ■  ■ STEELCRAFT ■ VON DUPRIN



About Allegion

Allegion (NYSE: ALLE) is a global pioneer in seamless access. We keep people and their assets safe, wherever they are, bringing together simple solutions, convenient access and advanced technology.

For more, visit www.allegion.com

KRYPTONITE ■ LCN ■  ■ STEELCRAFT ■ VON DUPRIN