



PRICE BOOK INDEX, February 1, 2023:

<u>Pg.</u>		<u>Pg.</u>	
1	6000 Series: e-Kontos 1A & 1B 6000 Mortise MAXX ACCESS 6000 Software	36	CSRC Grade 2 Cylindrical / CB Grade 2 Cylindrical
2	6000 Series: e-Trident 1A & 1B / 2A & 2B 6000 Mortise	37	DBD/DBDI Grade 1 Deadbolt DBT/ DBTI Grade 2 Deadbolt
3	6000 Series: e-Cronus 1A & 1B / 2A & 2B 6000 Mortise	38	LID Deadlatch
4	e-Kestros Exit Device Lever Trims	39	Tubular Locks
5	6000 Series: e-Genius 6000 Interconnected / e-Elite 6000 Cylindrical / e-Smart 6000 Deadbolt	40	Tubular Locks – Stainless Steel
6	5000 Series: e-Genius 5000 Interconnected / e-Elite 5000 Cylindrical	41	Tubular Locks - Grade 2 & Grade 3
7	5000 Series: e-Kontos 5000 Mortise / e-Cronus 2B 5000 Gateway / Keycards	42	MRX-A Ligature-Resistant Mortise / MRX Ligature-Resistant Status Indicator
8	5000 Series: e-Smart 5000 Deadbolt / Gateway / Keycards / FOB	43	MRX-L Ligature-Resistant Mortise
9	4000 Series: e-Genius 4000 Interconnected / e-Elite 4000 Cylindrical / e-Cronus 2B 4000 Mortise	44	MRX-K Ligature-Resistant Mortise
10	4000 Series: e-Smart 4000	45	XMRX-A Electrified Ligature-Resistant Mortise
11	2000 Series: e-Genius 2000 Interconnected / e-Elite 2000 Cylindrical / e-Cronus 2B 2000 Mortise	46	XMRX-S-K, XMRX-E-K Electrified Ligature Resistant Mortise
12	e-Smart 2000 Deadbolt	47	CRX-A / CRX-K Ligature-Resistant Cylindrical
13	2900 Series: e-Genius 2900 Interconnected / e-Elite 2900 Cylindrical / e-Kontos 2900 Mortise	48	TRX-L Ligature-Resistant Cylindrical
14	m-Genius Mechanical Interconnect Lock	49	DRX Ligature-Resistant Mortise Deadbolt / ED-MRX-A Ligature-Resistant Rim Exit Device VRH Ligature-Resistant Hook
15	XCE 2000 Cylindrical / FCE 2000 Cylindrical / XME 2000 Mortise	50	XTRX-L Ligature Resistant Cylindrical Electronic 2000/4000/5000 XMRX-A Ligature-Resistant Mortise Electronic 2000/4000/5000 XMRX-L Ligature Resistant Mortise Electronic 2000/4000/5000
16	FME 2000 Mortise	51	XTRX-L-303 Electrified Ligature Resistant Cylindrical XMRX-A-303 Electrified Ligature Resistant Mortise XMRX-L-303 Electrified Ligature Resistant Mortise XMRX-K-303 Electrified Ligature Resistant Mortise
17	FCE 3000 Mortise / FME 3000 Mortise	52	Latch Bolts, MRXL Trim, Spring & Nut for MRXL, Tailpiece, CRX/TRX Spacers, MRXA Underplates, Strike, CRXA Housing
18	FCE 4000 Cylindrical / FME 4000 Mortise	53	Cylinders & Status Indicators
19	XCE 9000 Cylindrical / XME 9000 Mortise	54	Keying fees
20	MSS Sectional Mechanical Mortise	55	High Security Cylinders & Keying
21	MSE Escutcheon Mechanical Mortise	56	Door Closers, TDC70/TDC90/TDC53-54/TDC40/TDC85
22	MSE-W Wide Escutcheon Mechanical Mortise	57	Door Closer Arms & Door Closer Plates
23	MCS Clutching Sectional Mortise MCE & MCW Clutching Escutcheon Mortise	58	Door Closers – BAA
24	MSS-L / MSE-L Designer Mortise	59-60	ED9700 Series Grade 1 Exit Devices
25	MSS Sectional Electrified Mortise	61-62	ED3700 Series Grade 1 Narrow Stile Exit Devices
26	MSE Escutcheon Electrified Mortise	63-64	ED8900 Series Grade 1 Exit Devices
27	TME Electrified Timer Mortise Locks with Indicator MSE Electrified Mortise Locks with Indicator	65	Accessories for ED9700/ED8900/ED3700 Exit Devices
28	MSS-PP Mortise with Push/Pull TLL-PP Tubular with Push/Pull	66	KES Kestros Mechanical/ Electrified Escutcheon Exit Device Trims
29	NYG-A1000, NYG-A2000 Gate Locks NYP A1000 Paddle Exit	67	e-Kestros Exit Device Lever Trims
30	DBM Mortise Deadbolt	68-69	ED8900 Series Sectional Lever Trims / Pull Trims / Escutcheon Trims for Exit Devices
31	RMS / RMU / RMT Rejuvenator Trims	70-72	ED1000 Series Exit Devices / ED200, ED300 Trims / Mullions, Accessories
32	CE Grade 1 Cylindrical, Non-Clutched	73	TS5000 Series / TS8000 Series Grade 2 Exit Devices & TL8000 / TLESC Series Grade 2 Trims
33	CEC Grade 1 Cylindrical, Clutched	74-76	Hinges
34	CDC / CD Grade 1 Cylindrical	77-78	General Hardware
35	XCDC Grade 1 Electrified Cylindrical	79	Case quantities
		80	Terms & Conditions

e-KONTOS 1A & 1B 6000 SERIES MAXX ACCESS TOTAL SOLUTIONS



e-KONTOS 1A



e-KONTOS 1A
Automatic Deadbolt



e-KONTOS 1B



e-KONTOS 1B
Automatic Deadbolt

Sentinel and Quest levers available. *Consult factory for availability of other levers shown in the catalog

TS Product #	Description	622 / 626
EKO1A6R	e-Kontos 1A Series Electronic Mortise, Rigid, No Cylinder	1,205.00
EKO1A6C	e-Kontos 1A Series Electronic Mortise, Clutch, No Cylinder	1,205.00
EKO1A6X	e-Kontos 1A Series Electronic Mortise, Automatic Deadbolt, No Cylinder	1,286.00
EKO1B6R	e-Kontos 1B Series Electronic Mortise, Rigid, with Cylinder*	1,236.00
EKO1B6C	e-Kontos 1B Series Electronic Mortise, Clutch, with Cylinder*	1,236.00
EKO1B6X	e-Kontos 1B Series Electronic Mortise, Automatic Deadbolt, with Cylinder*	1,317.00

*With Standard Schlage C Keyway cylinder. Any mortise cylinder can be used.



DLP6



KPS6



AC4



EC16



RD400-485



RD328-485



RD100-485



RCR-C



RCR-T1



RCR-T2

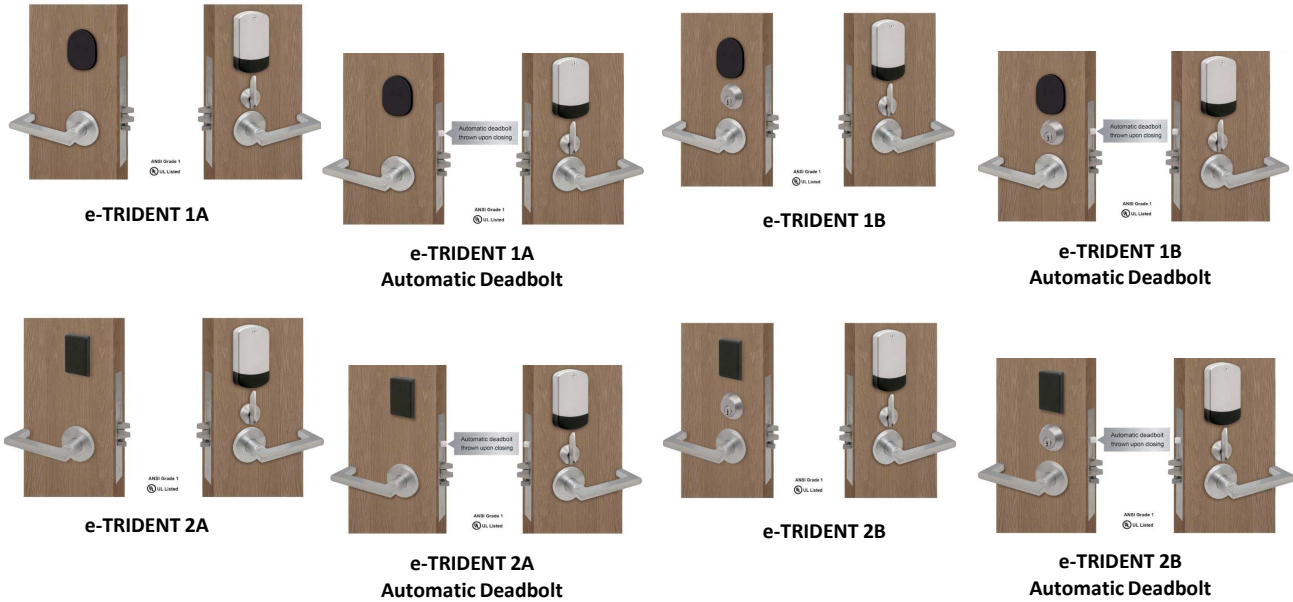


MIFARE1 S50-KF-KW-11
(black and white)
MIFARE1 S50-KF-BW-11
(blue and white)

MAXX ACCESS 6000 SERIES Electronic Software

TS Product #	Description	LIST
RFID SOFTWARE	Maxx Access RFID Software	2,200.00
DLP-6	Door Lock Programmer	2,387.00
KPS-6	Keypad Programmer	942.00
MIFARE1 MAXX	Mifare1 S50 Keycard, must be used with MAXX ACCESS SOFTWARE	10.00
SYSTEM TRAINING	System Training	3,640.00/NET
AC4	4 Door Access Control	2,250.00
EC16	Elevator Control	2,675.00
RD400-485	Reader	580.00
RD328-485	Reader	580.00
RD100-485	Reader	580.00
RCR-C	Reader	580.00
RCR-T1	Reader	580.00
RCR-T2	Reader	580.00
RD-5000-RF	RFID Wall reader, 5000 series, Wi-Fi	680.00
RD-5000-BLE	Touch keypad with 450 pin codes/RFID keycards and BLE capabilities with our TSE Home	680.00
MIFARE1 S50-KF-KW-11	KEY FOB for MAXX ACCESS, black white	12.00
MIFARE1 S50-KF-BW-11	KEY FOB for MAXX ACCESS, blue white	12.00

e-TRIDENT 1A & 1B / 2A & 2B 6000 SERIES MAXX ACCESS TOTAL SOLUTIONS



*Sentinel and Quest levers available. *Consult factory for availability of other levers shown in the catalog*

TS Product #	Description	622 / 626
ETR1A6R	e-TRIDENT 1A Series Electronic Mortise, Rigid, No Cylinder, Oval Reader	1,144.00
ETR1A6C	e-TRIDENT 1A Series Electronic Mortise, Clutch, No Cylinder, Oval Reader	1,144.00
ETR1A6X	e-TRIDENT 1A Series Electronic Mortise, Automatic Deadbolt, No Cylinder, Oval Reader	1,225.00
ETR1B6R	e-TRIDENT 1B Series Electronic Mortise, Rigid, with Cylinder*, Oval Reader	1,175.00
ETR1B6C	e-TRIDENT 1B Series Electronic Mortise, Clutch, with Cylinder*, Oval Reader	1,175.00
ETR1B6X	e-TRIDENT 1B Series Electronic Mortise, Automatic Deadbolt, with Cylinder*, Oval Reader	1,257.00
ETR2A6R	e-TRIDENT 2A Series Electronic Mortise, Rigid, No Cylinder, Rectangle Reader	1,144.00
ETR2A6C	e-TRIDENT 2A Series Electronic Mortise, Clutch, No Cylinder, Rectangle Reader	1,144.00
ETR2A6X	e-TRIDENT 2A Series Electronic Mortise, Automatic Deadbolt, No Cylinder, Rectangle Reader	1,225.00
ETR2B6R	e-TRIDENT 2B Series Electronic Mortise, Rigid, with Cylinder*, Rectangle Reader	1,175.00
ETR2B6C	e-TRIDENT 2B Series Electronic Mortise, Clutch, with Cylinder*, Rectangle Reader	1,175.00
ETR2B6X	e-TRIDENT 2B Series Electronic Mortise, Automatic Deadbolt, with Cylinder*, Rectangle Reader	1,257.00

**With Standard Schlage C Keyway cylinder. Any mortise cylinder can be used.*

e-CRONUS 1A & 1B / 2A & 2B 6000 SERIES MAXX ACCESS TOTAL SOLUTIONS



e-CRONUS 1A



**e-CRONUS 1A
Automatic Deadbolt**



e-CRONUS 1B



**e-CRONUS 1B
Automatic Deadbolt**



e-CRONUS 2A



**e-CRONUS 2A
Automatic Deadbolt**



e-CRONUS 2B



**e-CRONUS 2B
Automatic Deadbolt**

*Sentinel and Quest levers available. *Consult factory for availability of other levers shown in the catalog*

TS Product #	Description	622 / 626
ECR1A6R	e-CRONUS 1A Series Electronic Mortise, Rigid, No Cylinder, Black Finish Reader	1,144.00
ECR1A6C	e-CRONUS 1A Series Electronic Mortise, Clutch, No Cylinder, Black Finish Reader	1,144.00
ECR1A6X	e-CRONUS 1A Series Electronic Mortise, Automatic Deadbolt, No Cylinder, Black Finish Reader	1,225.00
ECR1B6R	e-CRONUS 1B Series Electronic Mortise, Rigid, with Cylinder*, Black Finish Reader	1,175.00
ECR1B6C	e-CRONUS 1B Series Electronic Mortise, Clutch, with Cylinder*, Black Finish Reader	1,175.00
ECR1B6X	e-CRONUS 1B Series Electronic Mortise, Automatic Deadbolt, with Cylinder*, Black Finish Reader	1,257.00
ECR2A6R	e-CRONUS 2A Series Electronic Mortise, Rigid, No Cylinder, Plated Finish Reader	1,183.00
ECR2A6C	e-CRONUS 2A Series Electronic Mortise, Clutch, No Cylinder, Plated Finish Reader	1,183.00
ECR2A6X	e-CRONUS 2A Series Electronic Mortise, Automatic Deadbolt, No Cylinder, Plated Finish Reader	1,265.00
ECR2B6R	e-CRONUS 2B Series Electronic Mortise, Rigid, with Cylinder*, Plated Finish Reader	1,215.00
ECR2B6C	e-CRONUS 2B Series Electronic Mortise, Clutch, with Cylinder*, Plated Finish Reader	1,215.00
ECR2B6X	e-CRONUS 2B Series Electronic Mortise, Automatic Deadbolt, with Cylinder*, Plated Finish Reader	1,296.00

**With Standard Schlage C Keyway cylinder. Any mortise cylinder can be used.*

EKE Electronic Kestros Escutcheon Lever TRIM for ED8900 & ED9700 Series Exit Devices



EKE1A



EKE1B

Sentinel and Quest levers available. *Consult factory for other levers

TS Product #	Description	606	622	626
NO CYLINDER				
EKE1A2R	2000 series, Metal keypad, Electronic TRIM Exit Device, Escutcheon with Lever, F13 Entrance by Combination, No Cylinder, for RIM Exit Device	613.00	613.00	604.00
EKE1A2C	2000 series, Metal keypad, Electronic TRIM Exit Device, Escutcheon with Lever, F13 Entrance by Combination, No Cylinder, for CVR Exit Device	727.00	727.00	670.00
EKE1A2S	2000 series, Metal keypad, Electronic TRIM Exit Device, Escutcheon with Lever, F13 Entrance by Combination, No Cylinder, for SVR Exit Device	814.00	814.00	785.00
EKE1A2M	2000 series, Metal keypad, Electronic TRIM Exit Device, Escutcheon with Lever, F13 Entrance by Combination, No Cylinder, for Mortise Exit Device	613.00	613.00	604.00
EKE1A5R-R	5000 series, Touch Keypad, RFID & Wi-Fi, Electronic TRIM Exit Device, Escutcheon with Lever, F13 Entrance by Combination, No Cylinder, for RIM Exit Device	670.00	670.00	661.00
EKE1A5R-C	5000 series, Touch Keypad, RFID & Wi-Fi, Electronic TRIM Exit Device, Escutcheon with Lever, F13 Entrance by Combination, No Cylinder, for CVR Exit Device	785.00	785.00	727.00
EKE1A5R-S	5000 series, Touch Keypad, RFID & Wi-Fi, Electronic TRIM Exit Device, Escutcheon with Lever, F13 Entrance by Combination, No Cylinder, for SVR Exit Device	871.00	871.00	842.00
EKE1A5R-M	5000 series, Touch Keypad, RFID & Wi-Fi, Electronic TRIM Exit Device, Escutcheon with Lever, F13 Entrance by Combination, No Cylinder, for Mortise Exit Device	670.00	670.00	661.00
EKE1A5B-R	5000 series, Touch Keypad, RFID & BLE, Electronic TRIM Exit Device, Escutcheon with Lever, F13 Entrance by Combination, No Cylinder, for RIM Exit Device	699.00	699.00	690.00
EKE1A5B-C	5000 series, Touch Keypad, RFID & BLE, Electronic TRIM Exit Device, Escutcheon with Lever, F13 Entrance by Combination, No Cylinder, for CVR Exit Device	814.00	814.00	757.00
EKE1A5B-S	5000 series, Touch Keypad, RFID & BLE, Electronic TRIM Exit Device, Escutcheon with Lever, F13 Entrance by Combination, No Cylinder, for SVR Exit Device	899.00	899.00	871.00
EKE1A5B-M	5000 series, Touch Keypad, RFID & BLE, Electronic TRIM Exit Device, Escutcheon with Lever, F13 Entrance by Combination, No Cylinder, for Mortise Exit Device	699.00	699.00	690.00
EKE1A6R	6000 series, RFID Technology, Electronic TRIM Exit Device, Escutcheon with Lever, F13 Entrance by Combination, No Cylinder, for RIM Exit Device	566.00	566.00	556.00
EKE1A6C	6000 series, RFID Technology, Electronic TRIM Exit Device, Escutcheon with Lever, F13 Entrance by Combination, No Cylinder, for CVR Exit Device	681.00	681.00	623.00
EKE1A6S	6000 series, RFID Technology, Electronic TRIM Exit Device, Escutcheon with Lever, F13 Entrance by Combination, No Cylinder, for SVR Exit Device	766.00	766.00	738.00
EKE1A6M	6000 series, RFID Technology, Electronic TRIM Exit Device, Escutcheon with Lever, F13 Entrance by Combination, No Cylinder, for Mortise Exit Device	566.00	566.00	556.00
EKE1B2R	2000 series, Metal keypad, Electronic TRIM Exit Device with Cylinder, Escutcheon with Lever F13 Entrance by Combination or Key, with Cylinder, for RIM Exit Device	785.00	785.00	775.00
EKE1B2C	2000 series, Metal keypad, Electronic TRIM Exit Device with Cylinder, Escutcheon with Lever F13 Entrance by Combination or Key, with Cylinder, for CVR Exit Device	899.00	899.00	842.00
EKE1B2S	2000 series, Metal keypad, Electronic TRIM Exit Device with Cylinder, Escutcheon with Lever F13 Entrance by Combination or Key, with Cylinder, for SVR Exit Device	986.00	986.00	957.00
EKE1B2M	2000 series, Metal keypad, Electronic TRIM Exit Device with Cylinder, Escutcheon with Lever F13 Entrance by Combination or Key, with Cylinder, for Mortise Exit Device	785.00	785.00	775.00
EKE1B5R-R	5000 series, Touch Keypad, RFID & Wi-Fi, Electronic TRIM Exit Device, Escutcheon with Lever, F13 Entrance by Combination or Key, with Cylinder, for RIM Exit Device	842.00	842.00	832.00
EKE1B5R-C	5000 series, Touch Keypad, RFID & Wi-Fi, Electronic TRIM Exit Device, Escutcheon with Lever, F13 Entrance by Combination or Key, with Cylinder, for CVR Exit Device	957.00	957.00	899.00
EKE1B5R-S	5000 series, Touch Keypad, RFID & Wi-Fi, Electronic TRIM Exit Device, Escutcheon with Lever, F13 Entrance by Combination or Key, with Cylinder, for SVR Exit Device	1044.00	1044.00	1016.00
EKE1B5R-M	5000 series, Touch Keypad, RFID & Wi-Fi, Electronic TRIM Exit Device, Escutcheon with Lever, F13 Entrance by Combination or Key, with Cylinder, for Mortise Exit Device	842.00	842.00	832.00
EKE1B5B-R	5000 series, Touch Keypad, RFID & BLE, Electronic TRIM Exit Device, Escutcheon with Lever, F13 Entrance by Combination or Key, with Cylinder, for RIM Exit Device	871.00	871.00	862.00
EKE1B5B-C	5000 series, Touch Keypad, RFID & BLE, Electronic TRIM Exit Device, Escutcheon with Lever, F13 Entrance by Combination or Key, with Cylinder, for CVR Exit Device	986.00	986.00	929.00
EKE1B5B-S	5000 series, Touch Keypad, RFID & BLE, Electronic TRIM Exit Device, Escutcheon with Lever, F13 Entrance by Combination or Key, with Cylinder, for SVR Exit Device	1073.00	1073.00	1044.00
EKE1B5B-M	5000 series, Touch Keypad, RFID & BLE, Electronic TRIM Exit Device, Escutcheon with Lever, F13 Entrance by Combination or Key, with Cylinder, for Mortise Exit Device	871.00	871.00	862.00
EKE1B6R	6000 series, RFID Technology, Electronic TRIM Exit Device with Cylinder, Escutcheon with Lever F13 Entrance by Combination or Key, with Cylinder, for RIM Exit Device	738.00	738.00	727.00
EKE1B6C	6000 series, RFID Technology, Electronic TRIM Exit Device with Cylinder, Escutcheon with Lever F13 Entrance by Combination or Key, with Cylinder, for CVR Exit Device	852.00	852.00	795.00
EKE1B6S	6000 series, RFID Technology, Electronic TRIM Exit Device with Cylinder, Escutcheon with Lever F13 Entrance by Combination or Key, with Cylinder, for SVR Exit Device	939.00	939.00	910.00
EKE1B6M	6000 series, RFID Technology, Electronic TRIM Exit Device with Cylinder, Escutcheon with Lever F13 Entrance by Combination or Key, with Cylinder, for Mortise Exit Device	738.00	738.00	727.00

Cylinder functions available with Standard Schlage C Keyway, or Small Format 7 pin less core, or LFIC Schlage/Corbin Russwin less core, or L7 High Security Cylinder with TownSteel "L" Keyway

**e-GENIUS 6000 SERIES , Smart Interconnected Lock
MAXX ACCESS TOTAL SOLUTIONS**



e-Genius 6000 5.5"



e-Genius 6000 4"

4" CTC Commercial

5 1/2" CTC Residential

Backset: 2-3/8" - 2-3/4" Adjustable

Lever styles: (S) Sentinel, (Q) Quest, (W) Wolfsburg, (WR) Wolfsburg-R, (E) Essen

* Standard Schlage 6 pin C keyway KIK cylinder. Options: SFIC, SLFIC, CLFIC available. HS (High Security cylinder available), additional charge will apply.

TS Product #	Description	619 / 622 / 626
EG6T, 4" or 5-1/2"	e-Genius 6000 Series Smart Interconnected, Schlage C Kwy*, 4" or 5-1/2" deadbolt center to latch bolt center distance, T = (Toggle) Entry function	904.00
EG6S, 4" or 5-1/2"	e-Genius 6000 Series Smart Interconnected, Schlage C Kwy*, 4" or 5-1/2" deadbolt center to latch bolt center distance, S = Storeroom function	904.00

**e-ELITE 6000 SERIES, Motorized Cylindrical Lock
MAXX ACCESS TOTAL SOLUTIONS**



e-Elite 6000

Backset: 2-3/4", 2-3/8", 5" available

Lever styles: (S) Sentinel, (Q) Quest, (G) Gala, (E) Essen

* Standard Schlage 6 pin C keyway KIK cylinder. Optional SFIC6 / SFIC7 / CLFIC6 / SLFIC / and High Security Cylinder available, additional charge will apply.

TS Product #	Description	619 / 622 / 626
EE61T	e-Elite 6000 Series Motorized Cylindrical, Rigid trim, Schlage C Kwy*	879.00
EE62T	e-Elite 6000 Series Motorized Cylindrical, Clutched trim, Schlage C Kwy*	879.00

**e-SMART 6000 SERIES, Motorized Deadbolt
MAXX ACCESS TOTAL SOLUTIONS**



e-Smart 6000

Backset: 2-3/8" - 2-3/4" Adjustable

* Standard Schlage 5 pin or 6 pin Schlage C keyway KIK cylinder. Optional SFIC6 / SFIC7 and High Security Cylinder available, additional charge will apply.

TS Product #	Description	619 / 622 / 626
ES6T	e-Smart 6000 Series Motorized Deadbolt lock, Schlage C Kwy*. 5 pin or 6 pin	708.00

e-Genius 5000-RF, e-Genius 5000-BLE, Smart Interconnect Electronic



e-Genius Interconnect 5000



Gateway for RF sold separately
 WORK WITH GATEWAY TO ACHIEVE ONLINE CONTROL
 4" OR 5-1/2" SAME PRICE

4" CTC Commercial
5 1/2" CTC Residential
Lever styles: (S) Sentinel, (Q) Quest, (W) Wolfsburg, (WR) Wolfsburg-R, (E) Essen

* Standard Schlage 6 pin C keyway KIK cylinder. Options: SFIC, SLFIC, CLFIC available. HS (High Security cylinder available), additional charge will apply.
 Special finish upon request.

e-Genius Series	Function	Unit Price
		619/622/626
EG5RT	e-Genius 5000 Touch Keypad Wi-Fi Smart Interconnect Lock. 99 pin codes, 300 MIFARE RFID cards capacity. Including 2 RFID Key cards, 2 RFID stickers. Standard Cylinder C Keyway*. Need to pair with Gateway RF to go online. Gateway for RF sold separately. 4" or 5-1/2" deadbolt center to latch bolt center distance, T = (Toggle) Entry function	904.00
EG5RS	e-Genius 5000 Touch Keypad Wi-Fi Smart Interconnect Lock. 99 pin codes, 300 MIFARE RFID cards capacity. Including 2 RFID Key cards, 2 RFID stickers. Standard Cylinder C Keyway*. Need to pair with Gateway RF to go online. Gateway for RF sold separately. 4" or 5-1/2" deadbolt center to latch bolt center distance, S = Storeroom function	904.00
EG5BT	e-Genius 5000 Touch Keypad Bluetooth Smart Interconnect Lock. 99 pin codes, 300 MIFARE RFID cards capacity. Including 2 RFID Key cards, 2 RFID stickers. Standard Cylinder C Keyway*. 4" or 5-1/2" deadbolt center to latch bolt center distance, T = (Toggle) Entry function	904.00
EG5BS	e-Genius 5000 Touch Keypad Bluetooth Smart Interconnect Lock. 99 pin codes, 300 MIFARE RFID cards capacity. Including 2 RFID Key cards, 2 RFID stickers. Standard Cylinder C Keyway*. 4" or 5-1/2" deadbolt center to latch bolt center distance, S = Storeroom function	904.00
EGDT	Back to Back dummy	555.00
How To Order Examples:	EG5RST-SRH626-55WSC EG = e-Genius (Electronic Interconnect) 5 = 5000 R = RF (Wi-Fi) S = Storeroom function T = TownSteel S = Sentinel lever RH = Right Hand 626 = 626/US26D finish 55 = 5-1/2" lock body W = Wide faceplate 1-1/8" x 2-1/4" SC = Schlage C Kwy	EG5BTT-SRH622-40NSC EG = e-Genius (Electronic Interconnect) 5 = 5000 B = BLE (Bluetooth) T = Toggle (Entry) function T = TownSteel S = Sentinel lever RH = Right Hand 622 = 622/US19 finish 40 = 4" lock body N = Narrow faceplate 1" x 2-1/4" SC = Schlage C Kwy

e-Elite 5000-RF, e-Elite 5000-BLE, Smart Cylindrical Electronic

e-Elite 5000



Gateway for RF sold separately

RF(Wi-Fi) or BLE (Bluetooth). Same price.
Lever styles: (S) Sentinel, (Q) Quest, (G) Gala, (E) Essen
Backset: 2-3/4", 2-3/8", 5"

* Standard Schlage C keyway. Option: SFIC, SLFIC, CLFIC, HS (High Security), additional charge will apply.
 Special finish upon request.

e-Elite Series	Function	Unit price
		619/622/626
EE51RT	Touch Keypad Smart Cylindrical, Wi-Fi, Rigid, with 99 pin codes, 300 MIFARE RFID cards capacity. Including 2 RFID Key Cards and 2 RFID stickers. Standard Cylinder C keyway*. Need to pair with Gateway RF to go online. Gateway for RF sold separately.	879.00
EE51BT	Touch Keypad Smart Cylindrical, Bluetooth, Rigid, with 99 pin codes, 300 MIFARE RFID cards capacity. Including 2 RFID Key Cards and 2 RFID stickers. Standard Cylinder C keyway*.	879.00
EE52RT	Touch Keypad Smart Cylindrical, Wi-Fi, Clutching, with 99 pin codes, 300 MIFARE RFID cards capacity. Including 2 RFID Key Cards and 2 RFID stickers. Standard Cylinder C keyway*. Need to pair with Gateway RF to go online. Gateway for RF sold separately.	879.00
EE52BT	Touch Keypad Smart Cylindrical, Bluetooth, Clutching, with 99 pin codes, 300 MIFARE RFID cards capacity. Including 2 RFID Key Cards and 2 RFID stickers. Standard Cylinder C keyway*.	879.00
e-Elite Dummy	Back to Back dummy	555.00
How To Order Examples:	EE51RT-SRH626-SC EE = e-Elite (Electronic Cylindrical) 5 = 5000 1 = Rigid R = RF (Wi-Fi) T = TownSteel S = Sentinel lever RH = Right Hand 626 = 626/US26D finish SC = Schlage C Kwy	EE2BT-SRH622-SC EE = e-Elite (Electronic Cylindrical) 5 = 5000 2 = Clutched B = BLE (Bluetooth) T = TownSteel S = Sentinel lever RH = Right Hand 622 = 622/US19 finish SC = Schlage C Kwy

e-KONTOS 5000 SERIES 1B, BLE (Bluetooth) or RF (Wi-Fi)



e-KONTOS 1B

e-KONTOS 1B Automatic Deadbolt

*Sentinel and Quest levers available. *Consult factory for availability of other levers shown in the catalog*

TS Product #	Function	622 / 626
EKO1B5BR	e-Kontos 1B 5000-BLE (Bluetooth), Electronic Mortise, Rigid, Touch Keypad, Schlage C Kwy cylinder*	1,236.00
EKO1B5BC	e-Kontos 1B 5000-BLE (Bluetooth), Electronic Mortise, Clutched, Touch Keypad, Schlage C Kwy cylinder*	1,236.00
EKO1B5BX	e-Kontos 1B 5000-BLE (Bluetooth), Electronic Mortise, Automatic Deadbolt, Touch Keypad, Schlage C Kwy cylinder*	1,317.00
EKO1B5RR	e-Kontos 1B 5000-RF (Wi-Fi), Electronic Mortise, Rigid, Touch Keypad, Schlage C Kwy cylinder*. Need to pair with Gateway RF to go online. Gateway for RF sold separately.	1,236.00
EKO1B5RC	e-Kontos 1B 5000-RF (Wi-Fi), Electronic Mortise, Clutched, Touch Keypad, Schlage C Kwy cylinder*. Need to pair with Gateway RF to go online. Gateway for RF sold separately.	1,236.00
EKO1B5RX	e-Kontos 1B 5000-RF (Wi-Fi), Electronic Mortise, Automatic Deadbolt, Touch Keypad, Schlage C Kwy cylinder*. Need to pair with Gateway RF to go online. Gateway for RF sold separately.	1,317.00

**With Standard Schlage C Keyway cylinder. Any mortise cylinder can be used.*

e-CRONUS 2B 5000 SERIES TOTAL SOLUTIONS MORTISE LOCKS



e-CRONUS 2B 5000 BLE or Wi-Fi

e-CRONUS 2B 5000 Automatic Deadbolt BLE or Wi-Fi

*Sentinel and Quest levers available. *Consult factory for availability of other levers shown in the catalog*

TS Product #	Function	622 / 626
ECR2B5BR	e-CRONUS 2B Series, 5000 BLE (Bluetooth), Electronic Mortise, Rigid, Touch Keypad, with Schlage C Kwy cylinder*	1,215.00
ECR2B5BC	e-CRONUS 2B Series, 5000 BLE (Bluetooth), Electronic Mortise, Clutched, Touch Keypad, with Schlage C Kwy cylinder*	1,215.00
ECR2B5BX	e-CRONUS 2B Series, 5000 BLE (Bluetooth), Electronic Mortise, Automatic Deadbolt Series, Touch Keypad, with Schlage C Kwy cylinder*	1,296.00
ECR2B5RR	e-CRONUS 2B Series, 5000 RF (Wi-Fi), Electronic Mortise, Rigid, Touch Keypad, with Schlage C Kwy cylinder*. Need to pair with Gateway RF to go online. Gateway for RF sold separately.	1,215.00
ECR2B5RC	e-CRONUS 2B Series, 5000 RF (Wi-Fi), Electronic Mortise, Clutched, Touch Keypad, with Schlage C Kwy cylinder*. Need to pair with Gateway RF to go online. Gateway for RF sold separately.	1,215.00
ECR2B5RX	e-CRONUS 2B Series, 5000 RF (Wi-Fi), Electronic Mortise, Automatic Deadbolt Series, Touch Keypad, with Schlage C Kwy cylinder*. Need to pair with Gateway RF to go online. Gateway for RF sold separately.	1,296.00

**With Standard Schlage C Keyway cylinder. Any mortise cylinder can be used.*

e-Smart 5000-RF, e-Smart 5000-BLE, Smart Deadbolt



e-Smart 5000



Gateway for RF sold separately

RF(Wi-Fi) or BLE (Bluetooth)

* Standard Schlage 5 pin or 6 pin C keyway KIK cylinder. Option:SFIC6, High Security (HS), available at additional charges.





e-Smart Series	Function	Unit price
		605/619/622/625/626
ES5RT	Touch Keypad Smart Deadbolt, Wi-Fi, with 99 pin codes, 300 MIFARE RFID cards capacity. Including 2 RFID Key Cards and 2 RFID stickers. Standard Cylinder C keyway*, need to pair with Gateway Wi-Fi to go online. Gateway for RF separately.	708.00
ES5BT	Touch Keypad Smart Deadbolt, Bluetooth, with 99 pin codes, 300 MIFARE RFID cards capacity. Including 2 RFID Key Cards and 2 RFID stickers. Standard Cylinder C keyway*.	708.00
e-Smart Dummy	Back to Back dummy	431.00
How To Order Examples:	ES5RT-626-SC ES = e-Smart (Electronic Deadbolt) 5 = 5000 R = RF (Wi-Fi) T = TownSteel 626 = 626/US26D finish SC = Schlage C Kwy	ES5BT-622-SFIC6 ES = e-Smart (Electronic Deadbolt) 5 = 5000 B = BLE (Bluetooth) T = TownSteel 622 = 622/US19 finish SFIC6 = Small Format IC 6 Pin less core

Gateway



Gateway for RF sold separately

Gateway, 5000 series	Function	LIST
GW-915	(MTH5000-RF) Wi-Fi Gateway. MTH 5000 Series ONLINE control will use Wi-Fi (RF) which can be used to connect to the internet. Each Gateway can connect up to 26 devices if it is within range.	241.00

KEYCARDS		LIST
MIFARE1 S50-TS	TS ,RFID T-Card, 56mm x 28mm. Red Color 	10.00
MIFARE1 S50-27MMC-TS	TS, Chip/Sticker, 27mm, Back Adhesive, Red Color 	10.00
MIFARE1 MAXX	Mifare1 S50 white card EV1-S50-4B-ISO-1, white card 	10.00
MIFARE1 S50-KF-KW-11	KEY FOB, black white 	12.00
MIFARE1 S50-KF-BW-11	KEY FOB, black white	12.00

e-Genius 4000 Standalone Interconnect Lock



e-Genius Interconnect 4000

4" CTC Commercial
5 1/2" CTC Residential

Lever styles: (S) Sentinel, (Q) Quest, (W) Wolfsburg, (WR) Wolfsburg-R, (E) Essen

* Standard Schlage 6 pin C keyway KIK cylinder. Options: SFIC, SLFIC, CLFIC available. HS (High Security cylinder available), additional charge will apply.

e-Genius Series		Function	Unit price
			619/622/626
EG4T		Touch Keypad Interconnect Lock 99 pin codes and 300 MIFARE RFID cards capacity. Including 2 RFID Key Cards and 2 RFID stickers. Standard Cylinder C keyway* 4" or 5-1/2" deadbolt center to latch bolt center distance, T = (Toggle) Entry function	849.00
EG4S		Touch Keypad Interconnect Lock 99 pin codes and 300 MIFARE RFID cards capacity. Including 2 RFID Key Cards and 2 RFID stickers. Standard Cylinder C keyway* 4" or 5-1/2" deadbolt center to latch bolt center distance, S = Storeroom function	849.00

e-Elite 4000 Cylindrical Electronic Lock



e-Elite 4000

Lever style: S: Sentinel, Q: Quest, G: Gala, (E) Essen
Backset: 2-3/4", 5". 2-3/8"

*Standard Schlage 6 pin C keyway KIK cylinder. Options: SFIC, SLFIC, CLFIC, HS (High Security), additional charge will apply.

e-Elite Series		Function	Unit price
			619/622/626
EE41T (Rigid)		Touch Keypad Smart Cylindrical, Rigid lever, 99 pin codes and 300 MIFARE RFID cards capacity. Including 2 RFID Key Cards and 2 RFID stickers. Standard Cylinder C keyway*	824.00
EE42T (Clutched)		Touch Keypad Smart Cylindrical, Clutching lever, 99 pin codes and 300 MIFARE RFID cards capacity. Including 2 RFID Key Cards and 2 RFID stickers. Standard Cylinder C keyway*	824.00

e-Cronus 2B 4000 SERIES TOTAL SOLUTIONS MORTISE LOCKS



e-Cronus 2B 4000



e-Cronus 2B 4000
Automatic Deadbolt

Lever style: Sentinel, Quest

*Standard Schlage C keyway. Options: SFIC, SLFIC, CLFIC, HS (High Security), additional charge will apply. IC is less core.

e-Cronus Series		Function	Unit price
			622 / 626
ECR2B4R		e-Cronus 2B Series, 4000 Electronic Mortise, Rigid lever, Touch Keypad, Schlage C keyway*	1,143.00
ECR2B4C		e-Cronus 2B Series, 4000 Electronic Mortise, Clutched lever, Touch Keypad, Schlage C keyway*	1,143.00
ECR2B4X		e-Cronus 2B Series, 4000 Electronic Mortise, Automatic Deadbolt, Touch Keypad, Schlage C keyway*	1,223.00

e-Smart 4000 Smart Deadbolt



e-Smart 4000

*Standard Schlage 5 pin or 6 pin C keyway KIK cylinder. Options: SFIC6, High Security (HS) available at additional charges.

e-Smart Series	Function	Unit price
		619/622/626
ES4T	Touch keypad Smart Deadbolt with 99 pin codes and 300 MIFARE RFID cards capacity. Including 2 RFID Key Cards and 2 RFID stickers. 5 pin brass cylinder, or optional high security cylinder.*	653.00

e-Genius 2000 Standalone Interconnect Lock



e-Genius Interconnect 2000

4" CTC Commercial,
 5-1/2" CTC Residential
 Lever styles: (S) Sentinel, (Q) Quest, (W) Wolfsburg, (WR) Wolfsburg-R, (E) Essen
 Custom lever styles available upon request.

* Standard Schlage 6 pin C keyway KIK cylinder. Options: SFIC, SLFIC, CLFIC available. HS (High Security cylinder available), additional charge will apply.

e-Genius Series	Function	Unit price
		619/622/626
EG2T, 4" OR 5-1/2"	Standard 12-key illuminated keypad, Interconnect lock. 100 user codes, 5 service codes capacity. Standard 6 pin Key in knob cylinder with 2 keys. 4" or 5-1/2" deadbolt center to latch bolt center distance, T = (Toggle) Entry function	849.00
EG2S, 4" OR 5-1/2"	Standard 12-key illuminated keypad, Interconnect lock. 100 user codes, 5 service codes capacity. Standard 6 pin Key in knob cylinder with 2 keys. 4" or 5-1/2" deadbolt center to latch bolt center distance, S = Storeroom function	849.00

e-Elite 2000 Cylindrical Electronic Lock



e-Elite 2000

Lever styles: (S) Sentinel, (Q) Quest, (G) Gala, (E) Essen
 Backset: 2-3/4", 5". 2-3/8"

*Standard Schlage 6 pin C keyway KIK cylinder. Options: SFIC,SLFIC,CLFIC, HS (high security), additional charge will apply. IC is less core.

e-Elite Series	Function	Unit price
		619/622/626
EE21T (Rigid)	Standard 12-key illuminated keypad, Cylindrical, Rigid lever, Programmable at the lock. 6 pin Schlage C keyway standard*	824.00
EE22T (Clutching)	Standard 12-key illuminated keypad, Cylindrical, Clutching lever, Programmable at the lock. 6 pin Schlage C keyway standard*	824.00

e-Cronus 2B 2000 SERIES TOTAL SOLUTIONS MORTISE LOCKS



e-Cronus 2B 2000



e-Cronus 2B 2000 Automatic Deadbolt

Rigid or Clutching
 Lever style: Sentinel, Quest, or see TownSteel Lever listing
 *Standard Schlage C keyway. Options: SFIC, SLFIC, CLFIC, HS(High Security), Additional charge will apply. IC is less core.

e-Cronus Series	Function	Unit price
		619/622/626
ECR2B2R	e-CRONUS 2B Series, 2000, Mortise with standard keypad, Rigid lever, Schlage C Kwy cylinder. *	1,143.00
ECR2B2C	e-CRONUS 2B Series, 2000, Mortise with standard keypad, Clutched lever, Schlage C Kwy cylinder. *	1,143.00
ECR2B2X	e-CRONUS 2B Series, 2000, Mortise with standard keypad, Automatic Deadbolt, Schlage C Kwy cylinder. *	1,223.00

e-Smart 2000 Smart Deadbolt



e-Smart 2000

* Standard Schlage 5 pin or 6 pin C keyway KIK cylinder. Option:SFIC6, High Security (HS), available at additional charges.

e-Smart Series	Function	Unit price
ES2T	Standard 12-key illuminated keypad Deadbolt, 100 User code and 5 service codes capacity per lock. Low battery warning. Programmable at the lock. 5 pin cylinder, or optional high security cylinder.*	619/622/626 653.00

e-Genius 2900 Standalone Interconnect Lock



Available Lever Styles:



4" CTC Commercial,
5-1/2" CTC Residential

Lever styles: S: Sentinel, Q: Quest, W: Wolfsburg, WR: Wolfsburg R, (E) Essen

* Standard Schlage 6 pin C keyway KIK cylinder. Options: SFIC, SLFIC, CLFIC available. HS (High Security cylinder available), additional charge will apply.

e-Genius Series	Function	Unit price
		619/622/626
EG29T (4" OR 5-1/2")	Standard 12-key illuminated keypad, Interconnect lock. 100 user codes, 5 service codes capacity. *Standard 6 pin Schlage® C Kwy Key in knob cylinder with 2 keys. 4" or 5-1/2" deadbolt center to latch bolt center distance, T = (Toggle) Entry function	966.00
EG29S (4" OR 5-1/2")	Standard 12-key illuminated keypad, Interconnect lock. 100 user codes, 5 service codes capacity. *Standard 6 pin Schlage® C Kwy Key in knob cylinder with 2 keys. 4" or 5-1/2" deadbolt center to latch bolt center distance, S = Storeroom function	966.00

e-Elite 2900 Electronic Privacy Cylindrical Lock



Available Lever Styles:



Lever styles: (S) Sentinel, (Q) Quest, (G) Gala, (E) Essen

Backset: 2-3/4", 2-3/8", 5"

*Standard Schlage C keyway. Option: SFIC, SLFIC, CLFIC, HS (High Security), additional charge will apply.

e-Elite Series	Function	Unit price
		619/622/626
EE291T (Rigid)	Privacy Electronic Cylindrical Keypad Lock, Rigid lever. Pushing the Privacy button on inside locks the lock and indicates privacy. 6 pin Schlage® C keyway standard*	943.00
EE292T (Clutching)	Privacy Electronic Cylindrical Keypad Lock, Clutching lever. Pushing the Privacy button on inside locks the lock and indicates privacy. 6 pin Schlage® C keyway standard*	943.00

e-Kontos 2900 Electronic Mortise Lock



Sentinel and Quest levers available. Consult factory for availability of other levers shown in the catalog.

*With Standard Schlage C Keyway cylinder. Any mortise cylinder can be used.

e-Kontos Series	Function	Unit price
		619/622/626
EKO291T (Rigid)	e-Kontos Electronic Mortise Lock, Standard Keypad, Rigid levers. Schlage® C keyway standard*	1,317.00
EKO292T (Clutching)	e-Kontos Electronic Mortise Lock, Standard Keypad, Clutched levers. Schlage® C keyway standard*	1,317.00
EKO29XT (XADB)	e-Kontos Electronic Mortise Lock, Standard Keypad, Automatic Deadbolt. Schlage® C keyway standard*	1,317.00

m-Genius Mechanical Interconnect Lock




m-Genius Escutcheon



m-Genius-S Sectional




m-Genius-C Sectional



m-Genius-P Sectional

Available Lever Styles:



4" CTC

5 1/2" CTC

Lever styles: S: Sentinel, Q: Quest, W: Wolfsburg, WR: Wolfsburg R

Standard-Schlage® C keyway, KW10-Kwikset® 6 Pin (please specify)

By special order: SFIC, SLFIC, CLFIC, no additional charge.

By special order: L6 High Security 6 pin, L7 High Security 7Pin, \$20/net additional charge will apply.

Special finish available upon request

e-Genius Series	Function	Unit Price
		619/622/626
m-GENIUS 4" or 5-1/2"	Standard 4" or 5-1/2" Escutcheon mechanical interconnected lock. Standard 6 pin cylinder with 2 keys FUNCTIONS: S: STOREROOM / T: ENTRY (Toggle function)	701.00
m-GENIUS-S 4" or 5-1/2"	Standard 4" or 5-1/2" Sectional mechanical interconnected lock. Standard 6 pin cylinder with 2 keys FUNCTIONS: S: STOREROOM / T: ENTRY (Toggle function)	673.00
m-GENIUS-C 4" or 5-1/2"	Standard 4" or 5-1/2" Concealed Deadbolt sectional mechanical interconnected lock. Standard 6pin cylinder with 2 keys FUNCTIONS: S: STOREROOM / T: ENTRY (Toggle function)	673.00
m-GENIUS-P 4" or 5-1/2"	Standard 4" or 5-1/2" Privacy Indicator sectional mechanical interconnected lock. FUNCTIONS: P: PRIVACY	701.00



**XCE 2000 Cylindrical
Grade 1 Electronic Lockset with**

Lever Styles: Sentinel (S), Quest (Q), Gala (G)

XCE Series	Function	Unit Price
		626/622
XCE-2010 or IC	Rigid, Electronic Cylindrical Lockset Standard Cylinder C Keyway, or Small Format 6 or 7 pin, or LFIC Schlage/Corbin Russwin 6 pin, less core	757.00
XCE-2020 or IC	Clutched, Electronic Cylindrical Lockset Standard Cylinder C Keyway, or Small Format 6 or 7 pin, or LFIC Schlage/Corbin Russwin 6 pin, less core	846.00
XCE-2030 or IC	Rigid, Electronic Cylindrical Lockset High Security cylinder, Townsteel "L" keyway, Regular 6 pin, SFIC 7 pin- less core	917.00
XCE-2040 or IC	Clutched, Electronic Cylindrical Lockset High Security cylinder, Townsteel "L" keyway, Regular 6 pin, SFIC 7 pin- less core	1,005.00

**FCE 2000 Cylindrical
Grade 1 Lockset with RFID
Technology**

*Programming Pack Not Included.
(1 Programming pack per job required)*



FCE Series	Function	Unit Price
		626/622
FCE-2010 or IC	Rigid, Cylindrical Lockset, Keycard, Standard Cylinder C Keyway, or Small Format 6 or 7 pin, or LFIC Schlage/Corbin Russwin 6 pin, less core	846.00
FCE-2020 or IC	Clutched, Cylindrical Lockset, Keycard, Standard Cylinder C Keyway, or Small Format 6 or 7 pin, or LFIC Schlage/Corbin Russwin 6 pin, less core	925.00
FCE-2030 or IC	Rigid, Cylindrical Lockset, Keycard, High Security cylinder, Townsteel "L" keyway, Regular 6 pin, SFIC 7 pin- less core	1,005.00
FCE-2040 or IC	Clutched, Cylindrical Lockset, Keycard, High Security cylinder, Townsteel "L" keyway, Regular 6 pin, SFIC 7 pin- less core	1,085.00
FCE S2200	RFID Programming Pack, (Service Pack), Includes: Programming, Register and Clear Keycards	8.00-net unit price



**XME 2000 Mortise
Grade 1 Electronic Lockset with
Keypad**

XME Series	Function	Unit Price
		626/622
XME-2010 or IC	Rigid, Mortise Lockset Standard Cylinder C Keyway, or Small Format 6 or 7 pin, or LFIC Schlage/Corbin Russwin 6 pin, less core	1,100.00
XME-2020 or IC	Clutched, Mortise Lockset Standard Cylinder C Keyway, or Small Format 6 or 7 pin, or LFIC Schlage/Corbin Russwin 6 pin, less core	1,202.00
XME-2030 or IC	Rigid, Mortise Lockset High Security cylinder, Townsteel "L" keyway, Regular 6 pin, SFIC 7 pin- less core	1,307.00
XME-2040 or IC	Clutched, Electronic Mortise Lockset High Security cylinder, Townsteel "L" keyway, Regular 6 pin, SFIC 7 pin- less core	1,411.00
XME-2050 or IC	Rigid, Mortise Lockset with Deadbolt Standard Cylinder C Keyway, or Small Format 6 or 7 pin, or LFIC Schlage/Corbin Russwin 6 pin, less core	1,100.00
XME-2060 or IC	Clutched, Mortise Lockset with Deadbolt Standard Cylinder C Keyway, or Small Format 6 or 7 pin, or LFIC Schlage/Corbin Russwin 6 pin, less core	1,202.00
XME-2070 or IC	Rigid, Mortise Lockset with Deadbolt High Security cylinder, Townsteel "L" keyway, Regular 6 pin, SFIC 7 pin- less core	1,307.00
XME-2080 or IC	Clutched, Mortise Lockset with Deadbolt High Security cylinder, Townsteel "L" keyway, Regular 6 pin, SFIC 7 pin- less core	1,411.00


**FME 2000 Mortise
 Grade 1 Lockset with RFID
 Technology**

*Programming Pack Not Included.
 (1 Programming pack per job required)*

FME Series	Function	Unit Price
		626/622
FME-2010 or IC	Rigid, Mortise Lockset, Keycard, Standard Cylinder C Keyway, or Small Format 6 or 7 pin, or LFIC Schlage/Corbin Ruswin 6 pin, less core	1,202.00
FME-2020 or IC	Clutched, Mortise Lockset, Keycard, Standard Cylinder C Keyway, or Small Format 6 or 7 pin, or LFIC Schlage/Corbin Ruswin 6 pin, less core	1,315.00
FME-2030 or IC	Rigid, Mortise Lockset, Keycard, High Security cylinder, Townsteel "L" keyway, Regular 6 pin, SFIC 7 pin- less core	1,411.00
FME-2040 or IC	Clutched, Electronic Mortise Lockset, Keycard, High Security cylinder, Townsteel "L" keyway, Regular 6 pin, SFIC 7 pin- less core	1,521.00
FME-2050 or IC	Rigid, Mortise Lockset, Keycard, with Deadbolt Standard Cylinder C Keyway, or Small Format 6 or 7 pin, or LFIC Schlage/Corbin Ruswin 6 pin, less core	1,202.00
FME-2060 or IC	Clutched, Mortise Lockset, Keycard, with Deadbolt Standard Cylinder C Keyway, or Small Format 6 or 7 pin, or LFIC Schlage/Corbin Ruswin 6 pin, less core	1,315.00
FME-2070 or IC	Rigid, Mortise Lockset, Keycard, with Deadbolt High Security cylinder, Townsteel "L" keyway, Regular 6 pin, SFIC 7 pin- less core	1,411.00
FME-2080 or IC	Clutched, Electronic Mortise Lockset, Keycard, with Deadbolt High Security cylinder, Townsteel "L" keyway, Regular 6 pin, SFIC 7 pin- less core	1,521.00
Programming Pack	Includes: Programming, Register and Clear Keycards	8.00-net unit price



FCE-3000 (O/S)



Remote Open Unit (ROU)

FCE 3000 RFID Cylindrical

Programming Pack Not Included.
(1 Programming pack per job required)

Lever Styles: Sentinel (S), Quest (Q), Gala (G)

FCE Series	Function	Unit Price
		626/622
FCE-3010 or IC	Rigid, Cylindrical Lockset, Keycard, Standard Cylinder C Keyway, or Small Format 6 or 7 pin, or LFIC Schlage/Corbin Russwin 6 pin, less core	1,065.00
FCE-3020 or IC	Clutched, Cylindrical Lockset, Keycard, Standard Cylinder C Keyway, or Small Format 6 or 7 pin, or LFIC Schlage/Corbin Russwin 6 pin, less core	1,065.00
FCE-3030 or IC	Rigid, Cylindrical Lockset, Keycard, High Security cylinder, Townsteel "L" keyway, Regular 6 pin, SFIC 7 pin- less core	1,225.00
FCE-3040 or IC	Clutched, Cylindrical Lockset, Keycard, High Security cylinder, Townsteel "L" keyway, Regular 6 pin, SFIC 7 pin- less core	1,225.00
Programming Pack	Includes: Programming, Register and Clear Keycards	8.00-net unit price



FME-3000 (O/S)



FME-3000 (I/S)

FME 3000 RFID Mortise Lockset with ROU

Programming Pack Not Included.
(1 Programming pack per job required)

Lever Styles: Sentinel (S), Quest (Q), Gala (G)

FME Series	Function	Unit Price
		626/622
FME-3010 or IC	Rigid, Mortise Lockset, Keycard, Standard Cylinder C Keyway, or Small Format 6 or 7 pin, or LFIC Schlage/Corbin Russwin 6 pin, less core	1,501.00
FME-3020 or IC	Clutched, Mortise Lockset, Keycard, Standard Cylinder C Keyway, or Small Format 6 or 7 pin, or LFIC Schlage/Corbin Russwin 6 pin, less core	1,501.00
FME-3030 or IC	Rigid, Mortise Lockset, Keycard, High Security cylinder, Townsteel "L" keyway, Regular 6 pin, SFIC 7 pin- less core	1,709.00
FME-3040 or IC	Clutched, Electronic Mortise Lockset, Keycard, High Security cylinder, Townsteel "L" keyway, Regular 6 pin, SFIC 7 pin- less core	1,709.00
Programming Pack	Includes: Programming, Register and Clear Keycards	8.00-net unit price

Remote



TS Product #	No Finish
Remote Open Unit (ROU)	81.00

Keycard



TS Product #	No Finish
FCE 4206, RFID User Keycard	10.00

IC Core



TS Product #		626
IC6 (TS2 6000)	6 Pin SFIC Core, Best Keyway (uncombined)	38.00
IC7 (TS2 7000)	7 Pin SFIC Core, Best Keyway (uncombined)	46.00

*High Security, please check with factory.

KEYING

Commercial Keying Charges

TS Product #		No Finish
TLBR100	KA - Keyed Alike	24.00
TLBR200	MK - Master Keying	24.00
TLBR300	Cut Key Charge	9.00
TLBR400	Key Stamping Charge	6.00

Interchangeable Keying Charges

TS Product #		No Finish
TLBR600	IC Keying Charge	31.00
TLBR300	Cut Key Charge	12.00
TLBR400	Key Stamping Charge	6.00



FCE 4000 RFID Electronic Classroom Intruder Cylindrical Lockset

**Programming Pack Not Included.
(1 Programming pack per job required)**

Lever Styles: Sentinel (S), Quest (Q), Gala (G)

FCE Series	Function	Unit Price
		626/622
FCE-4010 or IC	Rigid, Cylindrical Lockset, Keycard, Standard Cylinder C Keyway, or Small Format 6 or 7 pin, or LFIC Schlage/Corbin Russwin 6 pin, less core	1,065.00
FCE-4020 or IC	Clutched, Cylindrical Lockset, Keycard, Standard Cylinder C Keyway, or Small Format 6 or 7 pin, or LFIC Schlage/Corbin Russwin 6 pin, less core	1,065.00
FCE-4030 or IC	Rigid, Cylindrical Lockset, Keycard, High Security cylinder, Townsteel "L" keyway, Regular 6 pin, SFIC 7 pin- less core	1,225.00
FCE-4040 or IC	Clutched, Cylindrical Lockset, Keycard, High Security cylinder, Townsteel "L" keyway, Regular 6 pin, SFIC 7 pin- less core	1,225.00
FCE S4200	RFID Service Pack. Includes: Programming, Register, Clear, Database & Lockdown Cancellation Keycards	8.00-net unit price



FME 4000 RFID Electronic Intruder Classroom Mortise Lockset

**Programming Pack Not Included.
(1 Programming pack per job required)**

Lever Styles: Sentinel (S), Quest (Q), Gala (G)

FME Series	Function	Unit Price
		626/622
FME-4010 or IC	Rigid, Mortise Lockset, Keycard, Standard Cylinder C Keyway, or Small Format 6 or 7 pin, or LFIC Schlage/Corbin Russwin 6 pin, less core	1,501.00
FME-4020 or IC	Clutched, Mortise Lockset, Keycard, Standard Cylinder C Keyway, or Small Format 6 or 7 pin, or LFIC Schlage/Corbin Russwin 6 pin, less core	1,501.00
FME-4030 or IC	Rigid, Mortise Lockset, Keycard, High Security cylinder, Townsteel "L" keyway, Regular 6 pin, SFIC 7 pin- less core	1,709.00
FME-4040 or IC	Clutched, Electronic Mortise Lockset, Keycard, High Security cylinder, Townsteel "L" keyway, Regular 6 pin, SFIC 7 pin- less core	1,709.00
Programming Pack	Includes: Programming, Register and Clear Keycards	

Remote



TS Product #	No Finish
Remote Control Unit (RCU)	81.00

Keycard



TS Product #	RFID User Keycard	No Finish
FCE 4206		10.00

IC Core



TS Product #		626
IC6 (TS2 6000)	6 Pin SFIC Core, Best Keyway (uncombined)	38.00
IC7 (TS2 7000)	7 Pin SFIC Core, Best Keyway (uncombined)	46.00

*High Security, please check with factory.

KEYING

Commercial Keying Charges

TS Product #		No Finish
TLBR100	KA - Keyed Alike	24.00
TLBR200	MK - Master Keying	24.00
TLBR300	Cut Key Charge	9.00
TLBR400	Key Stamping Charge	6.00

Interchangeable Keying Charges

TS Product #		No Finish
TLBR600	IC Keying Charge	31.00
TLBR300	Cut Key Charge	12.00
TLBR400	Key Stamping Charge	6.00



XCE 9000 Electronic Classroom Intruder Cylindrical Lockset with Keypad

Lever Styles: Sentinel (S),Quest (Q),Gala (G)

XCE Series	Function	Unit Price
		626/622
XCE-9010 or IC	Rigid, Electronic Cylindrical Lockset Standard Cylinder C Keyway, or Small Format 6 or 7 pin, or LFIC Schlage/Corbin Russwin 6 pin, less core	976.00
XCE-9020 or IC	Clutched, Electronic Cylindrical Lockset Standard Cylinder C Keyway, or Small Format 6 or 7 pin, or LFIC Schlage/Corbin Russwin 6 pin, less core	976.00
XCE-9030 or IC	Rigid, Electronic Cylindrical Lockset High Security cylinder, Townsteel "L" keyway, Regular 6 pin, SFIC 7 pin- less core	1,136.00
XCE-9040 or IC	Clutched, Electronic Cylindrical Lockset High Security cylinder, Townsteel "L" keyway, Regular 6 pin, SFIC 7 pin- less core	1,136.00



XME 9000 Electronic Intruder Classroom Mortise Lockset

Lever Styles: Sentinel (S),Quest (Q),Gala (G)

XME Series	Function	Unit Price
		626/622
XME-9010 or IC	Rigid, Mortise Lockset Standard Cylinder C Keyway, or Small Format 6 or 7 pin, or LFIC Schlage/Corbin Russwin 6 pin, less core	1,384.00
XME-9020 or IC	Clutched, Mortise Lockset Standard Cylinder C Keyway, or Small Format 6 or 7 pin, or LFIC Schlage/Corbin Russwin 6 pin, less core	1,384.00
XME-9030 or IC	Rigid, Mortise Lockset High Security cylinder, Townsteel "L" keyway, Regular 6 pin, SFIC 7 pin- less core	1,590.00
XME-9040 or IC	Clutched, Electronic Mortise Lockset High Security cylinder, Townsteel "L" keyway, Regular 6 pin, SFIC 7 pin- less core	1,590.00

Remote



TS Product #	No Finish
Remote Control Unit (RCU)	81.00

IC Core



TS Product #		626
IC6 (TS2 6000)	6 Pin SFIC Core, Best Keyway (uncombined)	38.00
IC7 (TS2 7000)	7 Pin SFIC Core, Best Keyway (uncombined)	46.00

*High Security, please check with factory.

KEYING

Commercial Keying Charges

TS Product #		No Finish
TLBR100	KA - Keyed Alike	24.00
TLBR200	MK - Master Keying	24.00
TLBR300	Cut Key Charge	9.00
TLBR400	Key Stamping Charge	6.00

Interchangeable Keying Charges

TS Product #		No Finish
TLBR600	IC Keying Charge	31.00
TLBR300	Cut Key Charge	12.00
TLBR400	Key Stamping Charge	6.00

ANSI Grade 1 Heavy Duty Mortise Lock

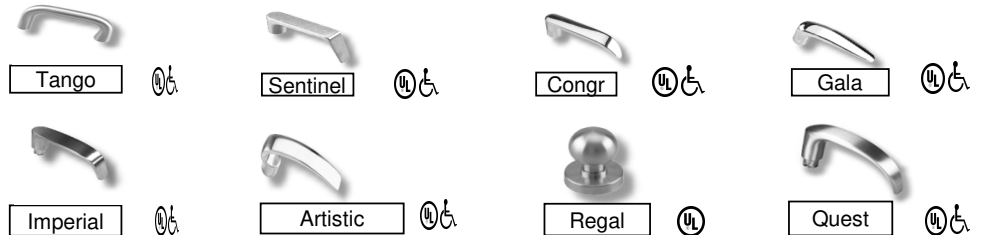
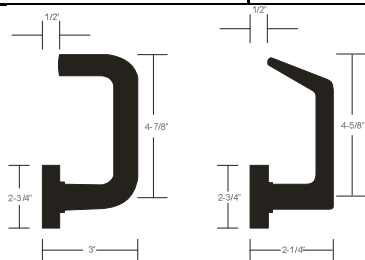
MSS Series sectional trims available in 8 different designs.
 Lever styles: Sentinel, Artistic, Congress, Tango, Gala, Imperial, Quest.
 Knob style: Regal.
 *R=Regular; L=Low

Sectional

MSS-R Sectional dimensions: 9/16" (D) x 2" (W) x 11/16" (L)

MSS-L Sectional dimensions: 3/8" (D) x 2" (W) x 1/2" (L)

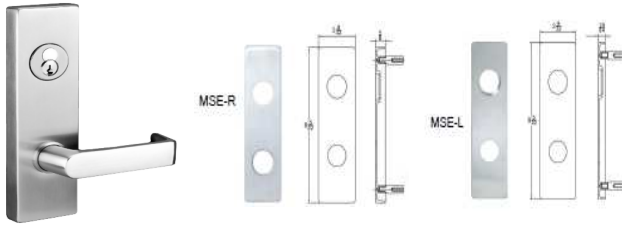
MSS Series	Sectional Trims Levers & Knobs	FINISH						
		630	629	605	606	625	626	622
Single Cylinder Functions								
MSS-R/L*-04	Entry/Office	555.00	581.00	529.00	529.00	529.00	502.00	581.00
MSS-R/L*-05	Classroom	555.00	581.00	529.00	529.00	529.00	502.00	581.00
MSS-R/L*-06	Holdback	555.00	581.00	529.00	529.00	529.00	502.00	581.00
MSS-R/L*-07	Storeroom/Closet	555.00	581.00	529.00	529.00	529.00	502.00	581.00
MSS-R/L*-08	Front Door/Corridor	594.00	620.00	566.00	566.00	566.00	544.00	620.00
MSS-R/L*-12	Dormitory/Exit	594.00	620.00	566.00	566.00	566.00	544.00	620.00
MSS-R/L*-13	Dormitory/Exit	594.00	620.00	566.00	566.00	566.00	544.00	620.00
MSS-R/L*-15	Hotel or Motel**	594.00	620.00	566.00	566.00	566.00	544.00	620.00
MSS-R/L*-17	Deadlock	478.00	491.00	450.00	450.00	450.00	413.00	491.00
MSS-R/L*-18	Deadlock	478.00	491.00	450.00	450.00	450.00	413.00	491.00
MSS-R/L*-20	Entrance/Apartment	594.00	620.00	566.00	566.00	566.00	544.00	620.00
MSS-R/L*-21	Dormitory with Deadbolt	594.00	620.00	566.00	566.00	566.00	544.00	620.00
MSS-R/L*-29	Classroom Deadbolt	478.00	491.00	450.00	450.00	450.00	413.00	491.00
MSS-R/L*-81	Hotel Privacy	462.00	491.00	462.00	462.00	462.00	433.00	491.00
**The full functionality of the F15 function cannot be achieved with the cylinder supplied from TownSteel. Customer must furnish their own emergency cylinder.								
Double Cylinder Functions								
MSS-R/L*-09	Apartment/Exit/Public Toilet	665.00	690.00	637.00	637.00	637.00	615.00	690.00
MSS-R/L*-14	Storeroom	665.00	690.00	637.00	637.00	637.00	615.00	690.00
MSS-R/L*-16	Deadlock	478.00	491.00	450.00	450.00	450.00	413.00	491.00
MSS-R/L*-30	Institutional	665.00	690.00	637.00	637.00	637.00	615.00	690.00
MSS-R/L*-32	Intruder Latch Bolt	665.00	690.00	637.00	637.00	637.00	615.00	690.00
MSS-R/L*-33	Intruder Deadbolt	665.00	690.00	637.00	637.00	637.00	615.00	690.00
MSS-R/L*-34	Intruder Deadbolt	665.00	690.00	637.00	637.00	637.00	615.00	690.00
MSS-R/L*-35	Storeroom with Deadbolt	665.00	690.00	637.00	637.00	637.00	615.00	690.00
MSS-R/L*-82	Storeroom	665.00	690.00	637.00	637.00	637.00	615.00	690.00
Non-Keyed Functions								
MSS-R/L*-01	Passage/Closet	462.00	491.00	462.00	462.00	462.00	433.00	491.00
MSS-R/L*-02/19	Privacy/Bathroom	555.00	581.00	529.00	529.00	529.00	502.00	581.00
MSS-R/L*-22	Privacy	555.00	581.00	529.00	529.00	529.00	502.00	581.00
MSS-R/L*-31	Exit	400.00	428.00	400.00	400.00	400.00	374.00	428.00
MSS-R/L*-41	Single Dummy	196.00	208.00	196.00	196.00	196.00	183.00	208.00
MSS-R/L*-42	Double Dummy	362.00	389.00	362.00	362.00	362.00	337.00	389.00



[1] Complete stainless steel trims available only with Sentinel, Congress, Artistic, Tango, Imperial, Quest, Gala & Regal. [2] Regal knob available in US3.4,26D,32,32D only. [3] All locks comes with 6-pin Schlage C keyway standard cylinder. [4] GGMM, GMM & MK available at additional charge. [5] Prices based on F.O.B. City of Industry, CA. [6] Prices subject to change without notice. ** Schlage is a registered trademark of Schlage Lock.

ANSI Grade 1 Heavy Duty Mortise Lock

MSE Series standard escutcheon trims available in 8 different designs.
 Lever styles: Sentinel, Artistic, Congress, Tango, Gala, Imperial, Quest.
 Knob style: Regal.
 *R=Regular; L=Low

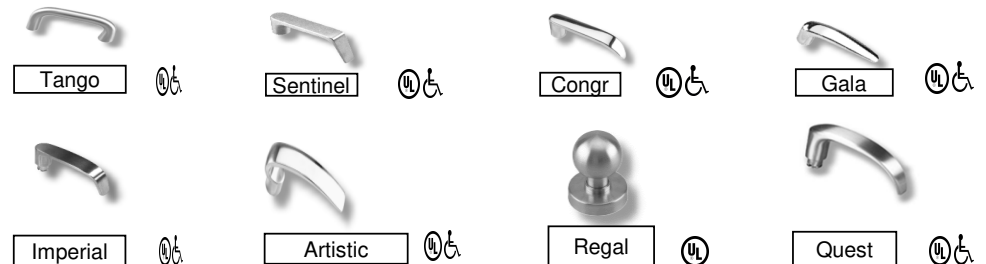
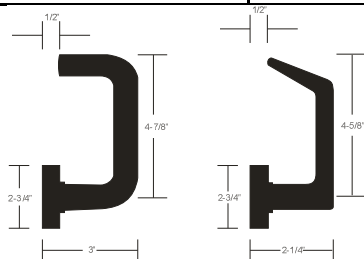


Standard Escutcheon

Escutcheon Dimensions 5/8"(D) x 2-1/4"(W) x 8-1/8" (L)

Escutcheon Dimensions 7/16"(D) x 2-1/4"(W) x 8-1/8" (L)

MSE Series	Escutcheon Trims Levers & Knobs	FINISH						
		630	629	605	606	625	626	622
Single Cylinder Functions								
MSE-R/L*-04	Entry/Office	644.00	668.00	644.00	644.00	644.00	603.00	668.00
MSE-R/L*-05	Classroom	644.00	668.00	644.00	644.00	644.00	603.00	668.00
MSE-R/L*-06	Holdback	644.00	668.00	644.00	644.00	644.00	603.00	668.00
MSE-R/L*-07	Storeroom/Closet	644.00	668.00	644.00	644.00	644.00	603.00	668.00
MSE-R/L*-08	Front Door/Corridor	668.00	695.00	668.00	668.00	668.00	631.00	695.00
MSE-R/L*-12	Dormitory/Exit	668.00	695.00	668.00	668.00	668.00	631.00	695.00
MSE-R/L*-13	Dormitory/Exit	668.00	695.00	668.00	668.00	668.00	631.00	695.00
MSE-R/L*-15	Hotel or Motel**	668.00	695.00	668.00	668.00	668.00	631.00	695.00
MSE-R/L*-17	Deadlock	579.00	592.00	552.00	552.00	552.00	513.00	592.00
MSE-R/L*-18	Deadlock	579.00	592.00	552.00	552.00	552.00	513.00	592.00
MSE-R/L*-20	Entrance/Apartment	668.00	695.00	668.00	668.00	668.00	631.00	695.00
MSE-R/L*-21	Dormitory with Deadbolt	668.00	695.00	668.00	668.00	668.00	631.00	695.00
MSE-R/L*-29	Classroom Deadbolt	579.00	592.00	552.00	552.00	552.00	513.00	592.00
MSE-R/L*-81	Hotel Privacy	570.00	600.00	570.00	570.00	570.00	542.00	600.00
**The full functionality of the F15 function cannot be achieved with the cylinder supplied from TownSteel. Customer must furnish their own emergency cylinder.								
Double Cylinder Functions								
MSE-R/L*-09	Apartment/Exit/Public Toilet	766.00	790.00	739.00	739.00	739.00	715.00	790.00
MSE-R/L*-14	Storeroom	766.00	790.00	739.00	739.00	739.00	715.00	790.00
MSE-R/L*-16	Deadlock	579.00	592.00	552.00	552.00	552.00	515.00	592.00
MSE-R/L*-30	Institutional	766.00	790.00	739.00	739.00	739.00	715.00	790.00
MSE-R/L*-32	Intruder Latch Bolt	766.00	790.00	739.00	739.00	739.00	715.00	790.00
MSE-R/L*-33	Intruder Deadbolt	766.00	790.00	739.00	739.00	739.00	715.00	790.00
MSE-R/L*-34	Intruder Deadbolt	766.00	790.00	739.00	739.00	739.00	715.00	790.00
MSE-R/L*-35	Storeroom with Deadbolt	766.00	790.00	739.00	739.00	739.00	715.00	790.00
MSE-R/L*-82	Storeroom	766.00	790.00	739.00	739.00	739.00	715.00	790.00
Non-Keyed Functions								
MSE-R/L*-01	Passage/Closet	570.00	600.00	570.00	570.00	570.00	542.00	600.00
MSE-R/L*-02/19	Privacy/Bathroom	644.00	668.00	644.00	644.00	644.00	603.00	668.00
MSE-R/L*-22	Privacy	644.00	668.00	644.00	644.00	644.00	603.00	668.00
MSE-R/L*-31	Exit	502.00	528.00	502.00	502.00	502.00	476.00	528.00
MSE-R/L*-41	Single Dummy	295.00	310.00	295.00	295.00	295.00	284.00	310.00
MSE-R/L*-42	Double Dummy	463.00	489.00	463.00	463.00	463.00	439.00	489.00



[1] Complete stainless steel trims available only with Sentinel, Congress, Artistic, Tango, Imperial, Quest, Gala & Regal. [2] Regal knob available in US3,4,26D,32,32D only. [3] All locks comes with 6-pin Schlage C keyway standard cylinder. [4] GGMM, GMK & MK available



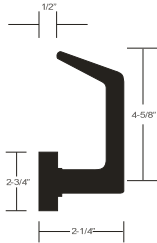

ANSI Grade 1 Heavy Duty Mortise Lock

MSEW Series wide escutcheon trims available in 8 different designs.
 Lever styles: Sentinel, Artistic, Congress, Tango, Gala, Imperial, Quest.
 Knob style: Regal.

Wide Escutcheon

Escutcheon Dimensions 5/8"(D) x 2-5/8"(W) x 8-1/2"(L)

MSW Series	Escutcheon Trims Levers & Knobs	FINISH	626
Single Cylinder Functions			
MSE-W-04	Entry/Office		639.00
MSE-W-05	Classroom		639.00
MSE-W-06	Holdback		639.00
MSE-W-07	Storeroom/Closet		639.00
MSE-W-08	Front Door/Corridor		665.00
MSE-W-12	Dormitory/Exit		665.00
MSE-W-13	Dormitory/Exit		665.00
MSE-W-15	Hotel or Motel**		665.00
MSE-W-17	Deadlock		550.00
MSE-W-18	Deadlock		550.00
MSE-W-20	Entrance/Apartment		665.00
MSE-W-21	Dormitory with Deadbolt		665.00
MSE-W-29	Classroom Deadbolt		550.00
MSE-W-81	Hotel Privacy		589.00
**The full functionality of the F15 function cannot be achieved with the cylinder supplied from TownSteel. Customer must furnish their own			
Double Cylinder Functions			
MSE-W-09	Apartment/Exit/Public Toilet		748.00
MSE-W-14	Storeroom		748.00
MSE-W-16	Deadlock		550.00
MSE-W-30	Institutional		748.00
MSE-W-32	Intruder Latch Bolt		748.00
MSE-W-33	Intruder Deadbolt		748.00
MSE-W-34	Intruder Deadbolt		748.00
MSE-W-35	Storeroom with Deadbolt		748.00
MSE-W-82	Storeroom		748.00
Non-Keyed Functions			
MSE-W-01	Passage/Closet		589.00
MSE-W-02/19	Privacy/Bathroom		639.00
MSE-W-22	Privacy		639.00
MSE-W-31	Exit		512.00
MSE-W-41	Single Dummy		318.00
MSE-W-42	Double Dummy		473.00



Tango



Sentinel



Congr



Gala



Imperial



Artistic



Regal




Quest

[1] Complete stainless steel trims available only with Sentinel, Congress, Artistic, Tango, Imperial, Quest, Gala & Regal. [2] Regal knob available in US3,4,26D,32,32D only. [3] All locks comes with 6-pin Schlage C keyway standard cylinder. [4] GGMK, GMK & MK available at additional charge. [5] Prices based on F.O.B. City of Industry, CA. [6] Prices subject to change without notice. ** Schlage is a registered trademark of Schlage Lock.

CLUTCHING Sectional

ANSI Grade 1 Heavy Duty Mortise Lock



MCS Series sectional trims available in 8 different designs.
Lever styles: Sentinel, Artistic, Congress, Tango, Gala, Imperial, Quest.
Knob style: Regal

MCS Series	Sectional Trims Levers & Knobs	FINISH						
		630	629	605	606	625	626	622
Single Cylinder Functions								
MCS-05	Classroom	605.00	632.00	581.00	581.00	581.00	552.00	632.00
MCS-15	Hotel**	605.00	632.00	581.00	581.00	581.00	552.00	632.00
MCS-20	Entrance/Apartment	645.00	671.00	620.00	620.00	620.00	594.00	671.00

****The full functionality of the F15 function cannot be achieved with the cylinder supplied from TownSteel. Customer must furnish their own emergency cylinder.**



CLUTCHING MECHANISM Escutcheon

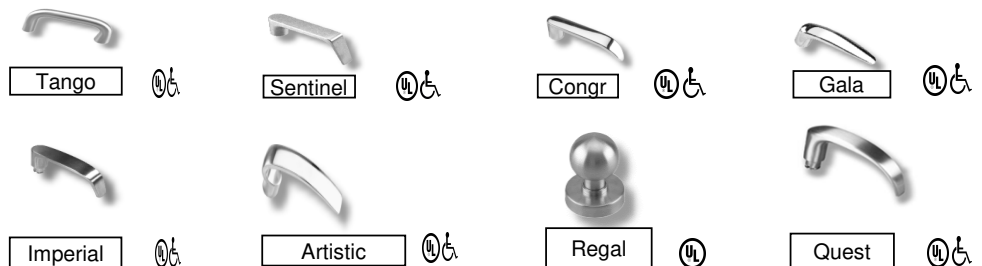
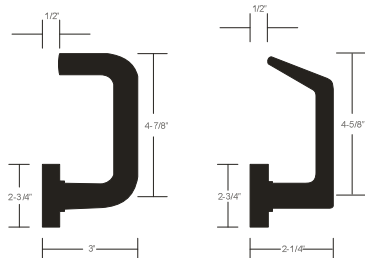
ANSI Grade 1 Heavy Duty Mortise Lock

MCE Series Escutcheon Dimensions 5/8"(D) x 2-1/4"(W) x 8-1/8" (L)
MCW Series Escutcheon Dimensions 5/8"(D) x 2-5/8"(W) x 8-1/2"(L)

MCE, MCW Series escutcheon trims available in 8 different designs.
Lever styles: Sentinel, Artistic, Congress, Tango, Gala, Imperial, Quest.
Knob style: Regal

MCE, MCW Series	Escutcheon Trims Levers & Knobs	FINISH						
		630	629	605	606	625	626	622
Single Cylinder Functions								
MCE-05	Classroom	694.00	718.00	694.00	694.00	694.00	653.00	718.00
MCE-15	Hotel**	718.00	745.00	718.00	718.00	718.00	681.00	745.00
MCE-20	Entrance/Apartment	718.00	745.00	718.00	718.00	718.00	681.00	745.00
MCW-05	Classroom	-	-	-	-	692.00	692.00	-
MCW-15	Hotel**	-	-	-	-	716.00	716.00	-
MCW-20	Entrance/Apartment	-	-	-	-	716.00	716.00	-

****The full functionality of the F15 function cannot be achieved with the cylinder supplied from TownSteel. Customer must furnish their own emergency cylinder.**



[1] Complete stainless steel trims available only with Sentinel, Congress, Artistic, Tango, Imperial, Quest, Gala & Regal. [2] Regal knob available in US3,4,26D,32,32D only. [3] All locks comes with 6-pin Schlage C keyway standard cylinder. [4] GGMK, GMK & MK available at additional charge. [5] Prices based on F.O.B. City of Industry, CA. [6] Prices subject to change without notice. ** Schlage is a registered trademark of Schlage Lock.



ANSI Grade 1 Heavy Duty Mortise Lock

DESIGNER SECTIONAL

MSS-L Series	Sectional Trims Levers	FINISH						
		630	629	605	606	625	626	622
Single Cylinder Functions								
MSS-L*-04	Entry/Office	655.00	655.00	603.00	628.00	603.00	603.00	655.00
MSS-L*-05	Classroom	655.00	655.00	603.00	628.00	603.00	603.00	655.00
MSS-L*-07	Storeroom/Closet	655.00	655.00	603.00	628.00	603.00	603.00	655.00
MSS-L*-13	Dormitory/Exit	680.00	680.00	627.00	652.00	627.00	627.00	680.00
MSS-L*-17	Deadlock	579.00	579.00	530.00	551.00	530.00	530.00	579.00
MSS-L*-18	Deadlock	537.00	537.00	487.00	506.00	487.00	487.00	537.00
MSS-L*-20	Entrance/Apartment	680.00	680.00	627.00	652.00	627.00	627.00	680.00
Double Cylinder Functions								
MSS-L*-14	Storeroom	733.00	733.00	681.00	708.00	681.00	681.00	733.00
MSS-L*-16	Deadlock	579.00	579.00	530.00	551.00	530.00	530.00	579.00
Non-Keyed Functions								
MSS-L*-01	Passage/Closet	603.00	603.00	553.00	575.00	553.00	553.00	603.00
MSS-L*-19	Privacy/Bathroom	657.00	657.00	607.00	632.00	607.00	607.00	657.00
MSS-L*-41	Single Dummy	456.00	456.00	393.00	409.00	393.00	393.00	456.00
MSS-L*-42	Double Dummy	572.00	572.00	521.00	542.00	521.00	521.00	572.00

Note 1*: MSS-B (Bevel), C (Curve), F (Flat), H (Heritage), LS (LS), S (Square), V (Vintage) Levers, quote upon request.

Note 2: For dimensions, refer to Catalog and TownSteel website.



ANSI Grade 1 Heavy Duty Mortise Lock

DESIGNER ESCUTCHEON

MSE-L Series	Escutcheon Trims Levers	FINISH						
		630	629	605	606	625	626	622
Single Cylinder Functions								
MSE-L*-04	Entry/Office	704.00	704.00	653.00	679.00	653.00	653.00	704.00
MSE-L*-05	Classroom	704.00	704.00	653.00	679.00	653.00	653.00	704.00
MSE-L*-07	Storeroom/Closet	704.00	704.00	653.00	679.00	653.00	653.00	704.00
MSE-L*-13	Dormitory/Exit	730.00	730.00	677.00	704.00	677.00	677.00	730.00
MSE-L*-17	Deadlock	630.00	630.00	578.00	601.00	578.00	578.00	630.00
MSE-L*-18	Deadlock	587.00	587.00	536.00	557.00	536.00	536.00	587.00
MSE-L*-20	Entrance/Apartment	730.00	730.00	677.00	704.00	677.00	677.00	730.00
Double Cylinder Functions								
MSE-L*-14	Storeroom	783.00	783.00	731.00	760.00	731.00	731.00	783.00
MSE-L*-16	Deadlock	630.00	630.00	578.00	601.00	578.00	578.00	630.00
Non-Keyed Functions								
MSE-L*-01	Passage/Closet	653.00	653.00	603.00	628.00	603.00	603.00	653.00
MSE-L*-19	Privacy/Bathroom	708.00	708.00	657.00	684.00	657.00	657.00	708.00
MSE-L*-41	Single Dummy	505.00	505.00	441.00	459.00	441.00	441.00	505.00
MSE-L*-42	Double Dummy	621.00	621.00	572.00	595.00	572.00	572.00	621.00


Note 1*: MSE-C (Cube), AD (Art Deco), F (Flat), N (N), O (Oval), S (Square), V (Vintage) Levers, quote upon request.

Note 2: For dimensions, refer to Catalog and TownSteel website.

[1] Please refer to the lever sheet for levers available. [3] All locks comes with 6-pin Schlage C keyway standard cylinder. [4] GGMMK, GMK & MK available at additional charge. [5] Prices based on F.O.B., City of Industry, CA. [6] Prices subject to change without notice. ** Schlage is a registered trademark of Schlage Lock.

MS Mortise Lock with

Sectional



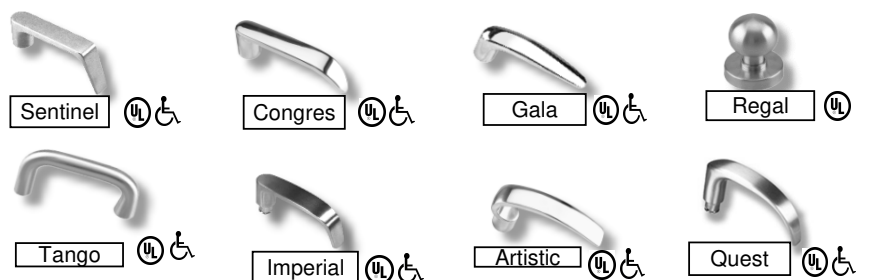
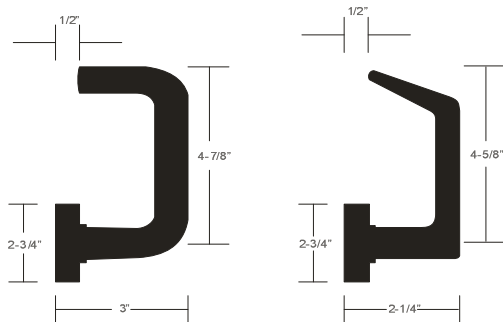
ANSI Grade 1 Heavy Duty Electrified Mortise Lock

MSS sectional trims available in 8 different designs.

Lever styles: Sentinel, Artistic, Congress, Tango, Gala, Imperial, Quest.

Knob style: Regal

MSS Series	Sectional Trims Levers & Knobs	FINISH						
		630	629	605	606	625	626	622
Single Cylinder Functions, 3-Position monitoring								
MSS-121	Fail Safe (12VDC)	884.00	922.00	860.00	860.00	860.00	813.00	922.00
MSS-122	Fail Secure (12VDC)	884.00	922.00	860.00	860.00	860.00	813.00	922.00
MSS-241	Fail Safe (24VDC)	884.00	922.00	860.00	860.00	860.00	813.00	922.00
MSS-242	Fail Secure (24VDC)	884.00	922.00	860.00	860.00	860.00	813.00	922.00
Single Cylinder Functions, RQE								
MSS-121RQE	Fail Safe (12VDC)	884.00	922.00	860.00	860.00	860.00	813.00	922.00
MSS-122RQE	Fail Secure (12VDC)	884.00	922.00	860.00	860.00	860.00	813.00	922.00
MSS-241RQE	Fail Safe (24VDC)	884.00	922.00	860.00	860.00	860.00	813.00	922.00
MSS-242RQE	Fail Secure (24VDC)	884.00	922.00	860.00	860.00	860.00	813.00	922.00
Deadbolt w/Thumb turn Functions, RQE								
MSS-121-DB	Fail Safe (12VDC)	946.00	984.00	922.00	922.00	922.00	875.00	984.00
MSS-122-DB	Fail Secure (12VDC)	946.00	984.00	922.00	922.00	922.00	875.00	984.00
MSS-241-DB	Fail Safe (24VDC)	946.00	984.00	922.00	922.00	922.00	875.00	984.00
MSS-242-DB	Fail Secure (24VDC)	946.00	984.00	922.00	922.00	922.00	875.00	984.00
Deadbolt w/Double Cylinder Functions, RQE								
MSS-121-DC	Fail Safe (12VDC)	946.00	984.00	922.00	922.00	922.00	875.00	984.00
MSS-122-DC	Fail Secure (12VDC)	946.00	984.00	922.00	922.00	922.00	875.00	984.00
MSS-241-DC	Fail Safe (24VDC)	946.00	984.00	922.00	922.00	922.00	875.00	984.00
MSS-242-DC	Fail Secure (24VDC)	946.00	984.00	922.00	922.00	922.00	875.00	984.00



[1] Complete stainless steel trims available only with Sentinel, Congress, Artistic, Tango, Imperial, Gala & Regal. [2] Regal knob available in US3, 4, 26D, 32, 32D only. [3] All locks comes with 6-pin Schlage C keyway standard cylinder. [4] GGMK, GMK & MK available at additional charge. [5] Prices based on F.O.B. City of Industry, CA. [6] Prices subject to change without notice. ** Schlage is a registered trademark of Schlage Lock.



MS Mortise Lock with Electrified Mortise Chassis Escutcheon

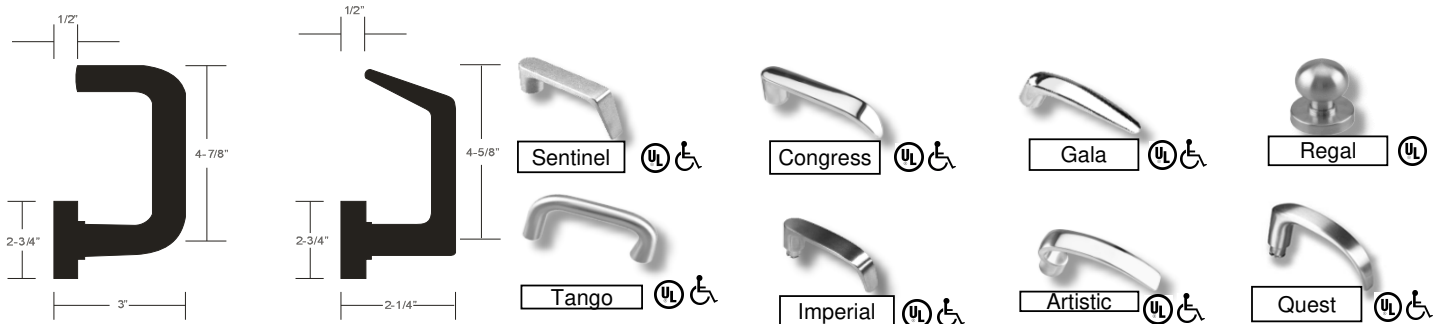
ANSI Grade 1 Heavy Duty Electrified Mortise Lock

MSE escutcheon trims available in 8 different designs.

Lever styles: Sentinel, Artistic, Congress, Tango, Gala, Imperial, Quest.

Knob style: Regal

MSE Series	Escutcheon Trims Levers & Knobs	FINISH						
		630	629	605	606	625	626	622
Single Cylinder Functions, 3-Position monitoring								
MSE-121	Fail Safe (12VDC)	954.00	984.00	954.00	954.00	954.00	899.00	984.00
MSE-122	Fail Secure (12VDC)	954.00	984.00	954.00	954.00	954.00	899.00	984.00
MSE-241	Fail Safe (24VDC)	954.00	984.00	954.00	954.00	954.00	899.00	984.00
MSE-242	Fail Secure (24VDC)	954.00	984.00	954.00	954.00	954.00	899.00	984.00
Single Cylinder Functions, RQE								
MSE-121RQE	Fail Safe (12VDC)	954.00	984.00	954.00	954.00	954.00	899.00	984.00
MSE-122RQE	Fail Secure (12VDC)	954.00	984.00	954.00	954.00	954.00	899.00	984.00
MSE-241RQE	Fail Safe (24VDC)	954.00	984.00	954.00	954.00	954.00	899.00	984.00
MSE-242RQE	Fail Secure (24VDC)	954.00	984.00	954.00	954.00	954.00	899.00	984.00
Deadbolt w/Thumb turn Functions, RQE								
MSE-121-DB	Fail Safe (12VDC)	1,016.00	1,047.00	1,016.00	1,016.00	1,016.00	961.00	1,047.00
MSE-122-DB	Fail Secure (12VDC)	1,016.00	1,047.00	1,016.00	1,016.00	1,016.00	961.00	1,047.00
MSE-241-DB	Fail Safe (24VDC)	1,016.00	1,047.00	1,016.00	1,016.00	1,016.00	961.00	1,047.00
MSE-242-DB	Fail Secure (24VDC)	1,016.00	1,047.00	1,016.00	1,016.00	1,016.00	961.00	1,047.00
Deadbolt w/Double Cylinder Functions, RQE								
MSE-121-DC	Fail Safe (12VDC)	1,016.00	1,047.00	1,016.00	1,016.00	1,016.00	961.00	1,047.00
MSE-122-DC	Fail Secure (12VDC)	1,016.00	1,047.00	1,016.00	1,016.00	1,016.00	961.00	1,047.00
MSE-241-DC	Fail Safe (24VDC)	1,016.00	1,047.00	1,016.00	1,016.00	1,016.00	961.00	1,047.00
MSE-242-DC	Fail Secure (24VDC)	1,016.00	1,047.00	1,016.00	1,016.00	1,016.00	961.00	1,047.00



[1] Complete stainless steel trims available only with Sentinel, Congress, Artistic, Tango, Imperial, Gala & Regal. [2] Regal knob available in US3, 4, 26D, 32, 32D only. [3] All locks comes with 6-pin Schlage C keyway standard cylinder. [4] GGMK, GMK & MK available at additional charge. [5] Prices based on F.O.B. City of Industry, CA. [6] Prices subject to change without notice. ** Schlage is a registered trademark of Schlage Lock.



Timer-24 hour electromechanical

Power Supply- 110-120 VAC input



Battery- 12V



TME Timer Lock with Electrified Mortise Chassis and Status indicator

Escutcheon

ANSI Grade 1 Heavy Duty Electrified Mortise Lock

MSE escutcheon trims available in 8 different designs.

Lever styles: Sentinel, Artistic, Congress, Tango, Gala, Imperial,

Quest. Knob style: Regal

TME Series	Escutcheon Trims Levers & Knobs	FINISH							
		630	629	605	606	625	626	622	
Single Cylinder Functions									
TME-E-L	Fail Secure (12VDC)	N/A	N/A	N/A	N/A	N/A	3,038.00	N/A	
TME-E-L-A*	Fail Secure (12VDC)	N/A	N/A	N/A	N/A	N/A	3,060.00	N/A	

*Note 1: TME-E-L-A with ADA Thumb turn



MSE Electrified Mortise Lock with Status indicator

Escutcheon

ANSI Grade 1 Heavy Duty Electrified Mortise Lock

MSE escutcheon trims available in 8 different designs.

Lever styles: Sentinel, Artistic, Congress, Tango, Gala, Imperial,

Quest. Knob style: Regal

MEE Series	Escutcheon Trims Levers & Knobs	FINISH							
		630	629	605	606	625	626	622	
Single Cylinder Functions									
MEE-E-L	Fail Secure (12VDC)	N/A	N/A	N/A	N/A	N/A	1,721.00	N/A	
MEE-E-L-A	Fail Secure (12VDC)	N/A	N/A	N/A	N/A	N/A	1,744.00	N/A	

Note 1: Lock does not include timer and power supply

Note 2: MEE-E-L-A with ADA Thumb turn



Push Pull Mortise
ANSI Grade 1 Mortise Lockset

MSS-PP

MSS Series		Sectional Trims Levers & Knobs	FINISH 630
Single Cylinder Functions			
MSS-04-PP	Entry/Office		903.00
MSS-05-PP	Classroom		903.00
MSS-06-PP	Holdback		903.00
MSS-07-PP	Storeroom/Closet		903.00
MSS-08-PP	Front Door/Corridor		937.00
MSS-12-PP	Dormitory/Exit		937.00
MSS-13-PP	Dormitory/Exit		937.00
MSS-15-PP	Hotel or Motel		937.00
MSS-20-PP	Entrance/Apartment		937.00
MSS-21-PP	Dormitory with Deadbolt		937.00
MSS-26-PP	Institutional Privacy		937.00
**The full functionality of the F15 function cannot be achieved with the cylinder supplied from TownSteel. Customer must furnish their own emergency cylinder.			
Double Cylinder Functions			
MSS-09-PP	Apartment/Exit/Public Toilet		1,010.00
MSS-11-PP	Dormitory/Exit		1,010.00
MSS-14-PP	Storeroom		1,010.00
MSS-30-PP	Institutional		1,010.00
MSS-32-PP	Intruder Latch Bolt		1,010.00
MSS-33-PP	Intruder Deadbolt		1,068.00
MSS-34-PP	Intruder Deadbolt		1,068.00
MSS-35-PP	Storeroom with Deadbolt		1,068.00
Non-Keyed Functions			
MSS-01-PP	Passage/Closet		823.00
MSS-02/19-PP	Privacy/Bathroom		906.00
MSS-22-PP	Privacy		906.00
MSS-31-PP	Exit		906.00
MSS-41-PP	Single Dummy		629.00
MSS-42-PP	Double Dummy		789.00

Tubular Series	Descriptions	FINISH 630
Tubular Passage		
TLL-8301-PP	Passage	789.00

NYG-A1000 & NYG-A2000



NYG-A1000 SINGLE GRIP



NYG-A2000 DOUBLE GRIP

MODEL	Function	LIST PRICE
		622 FLAT BLACK
NYG-A1000	SINGLE SIDE GRIP GATE LOCK, screw pack for wood door or steel door.	124.00
NYG-A2000	DOUBLE SIDE GRIP GATE LOCK, screw pack for wood door or steel door.	228.00

NYP A1000



Right Hand Reverse Locked



Left Hand Reverse Locked

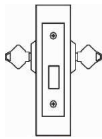
MODEL	Function	LIST PRICE
		622/626
NYP-A1000-RHR	NYP-A1000 is an exit only, heavy duty design paddle exit device with proven service on rugged application. Stainless steel bolt and strike with heavy gage steel construction. Available finish: Satin Chrome, Flat Black Screw pack for wood door or steel door.	436.00
NYP-A1000-LHR	NYP-A1000 is an exit only, heavy duty design paddle exit device with proven service on rugged application. Stainless steel bolt and strike with heavy gage steel construction. Available finish: Satin Chrome, Flat Black Screw pack for wood door or steel door.	436.00



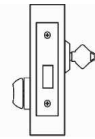
DBM

Heavy Duty Auxiliary Mortise Deadbolt Lock

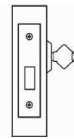
DBM Series	Function	FINISH						
		630	629	605	606	625	626	622
With Standard 6-pin Cylinder								
DBM-15	Classroom Deadlock, Key O/S by turn piece I/S (T-turn will retract but not project deadbolt)	420.00	420.00	383.00	383.00	383.00	344.00	420.00
DBM-16	Deadlock by key on either side	420.00	420.00	383.00	383.00	383.00	344.00	420.00
DBM-17	Deadlock by key O/S and turn piece I/S	420.00	420.00	383.00	383.00	383.00	344.00	420.00
DBM-18	Deadlock by key one side only	402.00	402.00	363.00	363.00	363.00	326.00	402.00
DBM-29	Exit Lock	402.00	402.00	363.00	363.00	363.00	326.00	402.00



DBM16



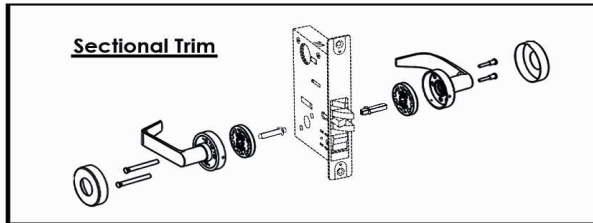
**DBM15
DBM17**



DBM18



DBM29

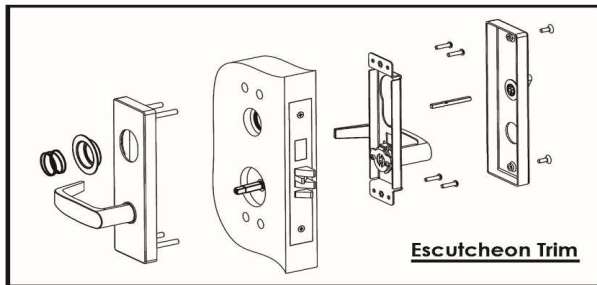


Rejuvenator sectional trims available in 3 different designs.
Lever styles: Sentinel, Imperial, Tango.
 For other levers, please contact factory

Rejuvenator Trim Package

SECTIONAL

RMS Series	Sectional Trim Package	FINISH	
		US32D / US10B	US26D
Without Thumb Turn			
RMS	All Functions	252.00	220.00



Rejuvenator escutcheon trims available in 7 different designs.
Lever styles: Sentinel, Imperial, Tango.
 For other levers, please contact factory

Rejuvenator Trim Package

ESCUTCHEON

RMU, RMT Series	Escutcheon Trim Package	FINISH	
		US32D / US10B	US26D
With Thumb Turn			
RMU	All Functions Without Thumb Turn	349.00	304.00
RMT	All Functions With Thumb Turn	370.00	323.00



Bergen



Lido



Bonn



Malmo



Sentinel



Tango



Imperial

CE Series Grade 1 , Non-Clutched

Extra Heavy Duty Cylindrical - Low Profile Rose


Sentinel lever

Gala lever

Quest Lever

CE	Function	FINISH			
		622	619	625	626
NON-CLUTCHED					
Non Keyed and Single Cylinder, Standard 6-Pin Functions					
CE-75	Passage	224.00	224.00	224.00	224.00
CE-76/77	Privacy / Patio	267.00	267.00	267.00	267.00
CE-89	Exit Latch	267.00	267.00	267.00	267.00
CE-82	Entrance/Office	281.00	281.00	281.00	281.00
CE-84	Classroom	281.00	281.00	281.00	281.00
CE-86/89	Storeroom / Exit	281.00	281.00	281.00	281.00
CE-90	Corridor	355.00	355.00	355.00	355.00
CE-93	Hotel Motel	355.00	355.00	355.00	355.00
CE-109	Entry/Office	281.00	281.00	281.00	281.00
Double Cylinder, Standard 6-Pin					
CE-80	Communicating	355.00	355.00	355.00	355.00
CE-87	Asylum	355.00	355.00	355.00	355.00
CE-88	Vestibule	355.00	355.00	355.00	355.00
CE-110	Classroom Intruder	355.00	355.00	355.00	355.00
CEI					
NON-CLUTCHED-IC					
Small Format I.C. Core Ready. Small Format I.C. Core Not Included.					
CEI-80	Communicating	343.00	343.00	343.00	343.00
CEI-82	Entrance /Office	274.00	274.00	274.00	274.00
CEI-84	Classroom	274.00	274.00	274.00	274.00
CEI-86	Storeroom	274.00	274.00	274.00	274.00
CEI-87	Asylum	343.00	343.00	343.00	343.00
CEI-88	Vestibule	343.00	343.00	343.00	343.00
CEI-90	Corridor	343.00	343.00	343.00	343.00
CEI-93	Hotel / Motel	343.00	343.00	343.00	343.00
CEI-109	Entry/Office	343.00	343.00	343.00	343.00
CEI-110	Classroom Intruder	343.00	343.00	343.00	343.00

Note 1: US3 and US4 finish upon request for lead time.

[1] All standard cylinder comes with 6-pin Schlage C keyway only. [2] GGMMK, GMK & MK available at additional charge. [3] All locks come with ANSI strike unless specified otherwise. [4] Prices based on F.O.B. City of Industry, CA. [5] Prices subject to change without notice. ** Schlage is a registered trademark of Schlage Lock.

CE Series (CEC) Grade 1 , Clutched

Extra Heavy Duty Cylindrical - Low Profile Rose



Sentinel lever

CEC		Function	FINISH
CLUTCHED			630/629
Non Keyed and Single Cylinder, Standard 6-Pin Functions			
CEC-75	Passage		337.00
CEC-76/77	Privacy / Patio		393.00
CEC-82	Entrance /Office		363.00
CEC-84	Classroom		363.00
CEC-86/89	Storeroom / Exit		363.00
CEC-90	Corridor		449.00
CEC-109	Entry/Office		397.00
Double Cylinder, Standard 6-Pin			
CEC-80	Communicating		394.00
CEC-88	Vestibule		419.00
CECI		Function	FINISH
CLUTCHED-IC			630/629
Small Format I.C. Core Ready. Small Format I.C. Core Not Included.			
CECI-80	Communicating		388.00
CECI-82	Entrance /Office		358.00
CECI-84	Classroom		358.00
CECI-86	Storeroom		358.00
CECI-88	Vestibule		412.00
CECI-90	Corridor		442.00
CECI-109	Entry/Office		389.00

[1] All standard cylinder comes with 6-pin Schlage C keyway only. [2] GGMM, GMK & MK available at additional charge. [3] All locks come with ANSI strike unless specified otherwise. [4] Prices based on F.O.B. City of Industry, CA. [5] Prices subject to change without notice. ** Schlage is a registered trademark of Schlage Lock.

CDC / CD Grade 1

ANSI/BHMA GRADE 1 CYLINDRICAL LOCKSET



CDC Series Clutching		Function	FINISH				
			622	605	606	619	625
With Standard 6-pin Cylinder							
CD-SD	Single Dummy	84.00	82.00	82.00	82.00	82.00	82.00
CDC-75	Passage	205.00	194.00	194.00	194.00	194.00	194.00
CDC-76	Privacy	244.00	232.00	232.00	232.00	232.00	232.00
CDC-84	Classroom	256.00	244.00	244.00	244.00	244.00	244.00
CDC-86	Storeroom	256.00	244.00	244.00	244.00	244.00	244.00
CD-87*	Asylum	319.00	308.00	308.00	308.00	308.00	308.00
CDC-90	Corridor	319.00	308.00	308.00	308.00	308.00	308.00
CDC-109	Entry/Office	256.00	244.00	244.00	244.00	244.00	244.00
CDC-110	Classroom Intruder	319.00	308.00	308.00	308.00	308.00	308.00
CDC Series Clutching-IC		Function	FINISH				
			622	605	606	619	625
S.F.I.C. Core Ready. S.F.I.C. Cylinder Not Included.							
CDCI-84	Classroom	249.00	238.00	238.00	238.00	238.00	238.00
CDCI-86	Storeroom	249.00	238.00	238.00	238.00	238.00	238.00
CDI-87*	Asylum	309.00	299.00	299.00	299.00	299.00	299.00
CDCI-90	Corridor	309.00	299.00	299.00	299.00	299.00	299.00
CDCI-109	Entry/Office	249.00	238.00	238.00	238.00	238.00	238.00
CDCI-110	Classroom Intruder	309.00	299.00	299.00	299.00	299.00	299.00

Note 1: Stock finish : US26D, US10B. Other finish upon request for lead time.

Note 2: F87 only non-clutching available

[1] All standard cylinder comes with 6-pin Schlage C keyway only. [2] GGMK, GMK & MK available at additional charge. [3] All locks come with ANSI strike unless specified otherwise. [4] Prices based on F.O.B. City of Industry, CA. [5] Prices subject to change without notice. ** Schlage is a registered trademark of Schlage Lock.

XCDC Electrified Grade 1

ANSI/BHMA GRADE 1 CYLINDRICAL LOCKSET



XCDC Series Clutching		Function	FINISH
			626
With Standard 6-pin Cylinder			
XCDC-8612	Classroom (Fail Safe)		491.00
XCDC-8614	Storeroom (Fail Safe)		491.00
XCDC-8622	Classroom (Fail Secure)		491.00
XCDC-8624	Storeroom (Fail Secure)		491.00
XCDC Series Clutching-IC		Function	FINISH
			626
S.F.I.C. Core Ready, S.F.I.C. Cylinder Not Included. Schlage LFIC Less Core Ready, Cylinder Not Included			
XCDCI-8612	Classroom (Fail Safe)		491.00
XCDCI-8614	Storeroom (Fail Safe)		491.00
XCDCI-8622	Classroom (Fail Secure)		491.00
XCDCI-8624	Storeroom (Fail Secure)		491.00

Note1: Stock finish: US26D. Other finish upon request for lead time.

Note 2: XCDC-8612 & XCDC-8622 is for 12VDC and XCDC-8614 & XCDC-8624 is for 24VDC.

[1] All standard cylinder comes with 6-pin Schlage C keyway only. [2] GGMK, GMK & MK available at additional charge. [3] All locks come with ANSI strike unless specified otherwise. [4] Prices based on F.O.B. City of Industry, CA. [5] Prices subject to change without notice. ** Schlage is a registered trademark of Schlage Lock.


Sentinel Standard trim

Grade 2

CSRC Series, Clutched, Conical Cylindrical Lockset

Lever Styles: Sentinel (S), Quest (Q), & Gala (G)

CSRC Series	Function	FINISH	
		622	626
With Standard 6-pin Cylinder			
CSRC-SD	Single Dummy	67.00	62.00
CSRC-75	Passage	104.00	96.00
CSRC-76	Privacy	110.00	97.00
CSRC-109	Entry	128.00	113.00
CSRC-84	Classroom	128.00	113.00
CSRC-86	Storeroom	128.00	113.00

CSRCI Series	Function	FINISH	
		622	626
S.F.I.C. Core Ready. S.F.I.C. Cylinder Not Included			
CSRCI-109	Entry	128.00	113.00
CSRCI-84	Classroom	128.00	113.00
CSRCI-86	Storeroom	128.00	113.00



Grade 2

CB Heavy Duty Non-Clutched Cylindrical Lockset Lever Style: Sentinel (S)

CB Series	Function	FINISH	
		622	626
With Standard 6-pin Cylinder			
CB-75	Passage	104.00	96.00
CB-76	Privacy	110.00	97.00
CB-109	Entry	128.00	113.00
CB-84	Classroom	128.00	113.00
CB-86	Storeroom	128.00	113.00

[1] All standard cylinder comes with 6-pin Schlage C keyway only. [2] GGMK, GMK & MK available at additional charge. [3] All locks come with ANSI strike unless specified otherwise. [4] Prices based on F.O.B. City of Industry, CA. [5] Prices subject to change without notice. ** Schlage is a registered trademark of Schlage Lock.



Grade 1
Commercial Deadbolt

DBD Series	Function	FINISH	
		622	626
With 6-pin Regular Cylinder. 2-3/4" backset.			
DBD-61	Single Cylinder x Thumb turn	138.00	130.00
DBD-62	Double Cylinder	168.00	162.00
DBD-81	Single Cylinder x Blank Plate	126.00	118.00



Grade 1
Commercial Deadbolt

DBDI Series	Function	FINISH	
		622	626
S.F.I.C. Core Ready. S.F.I.C. Core Not Included. 2-3/4" backset.			
DBDI-61	Single Cylinder x Thumb turn	138.00	130.00
DBDI-62	Double Cylinder	168.00	162.00
DBDI-81	Single Cylinder x Blank Plate	126.00	118.00

*** STANDARD DISCOUNT ONLY *** (No Extra Charge if ordered with lock only)			
DBD-Latch-2 3/8" (626 / 622)	2-3/8" backset latch	29.00	



Grade 2
Commercial Deadbolt

DBT Series	Function	FINISH		
		622	626	630
With 6-pin Regular Cylinder. 2-3/4" backset.				
DBT-50	Thumb turn Only	43.00	41.00	38.00
DBT-61	Single Cylinder x Thumb turn	87.00	84.00	82.00
DBT-62	Double Cylinder	112.00	110.00	108.00
DBT-65	Single Cylinder x Thumb turn Classroom	97.00	94.00	92.00
DBT-70	Deadbolt with Indicator	61.00	59.00	56.00



Grade 2
Commercial Deadbolt

DBTI Series	Function	FINISH		
		622	626	630
S.F.I.C. Core Ready. S.F.I.C. Core Not Included. 2-3/4" backset.				
DBTI-61	Single Cylinder x Thumb turn	87.00	84.00	82.00
DBTI-62	Double Cylinder	112.00	110.00	108.00
DBTI-65	Single Cylinder x Thumb turn Classroom	97.00	94.00	92.00

[1] All regular cylinder comes with 6-pin Schlage C keyway only. [2] I.C. Core fits Falcon and Best I.C. cylinder. [3] I.C. Cylinder not included.

[4] GGMMK, GMK & MK available at additional charge. [5] All locks comes with 2-3/4" x 1-1/8" lipless strike unless specified otherwise.

[6] Prices based on F.O.B. City of Industry, CA [7] Prices subject to change without notice.

** Schlage, Falcon and Best are registered trademarks of their respective owners.



LID Series

Deadlatch Lock

UL Listed

LID-AS1000	Function	FINISH		
		622	626	630
With 6-pin Regular Cylinder. 2-3/8" - 2-3/4" adjustable backset.				
LID-AS1000 (S)	Standalone deadlatch lock with Mechanical Key, Single Cylinder	384.00	384.00	384.00
LID-AS1000 (D)	Standalone deadlatch lock with Mechanical Key, Double Cylinder* (*Optional Double cylinder upon request with longer lead-time)	488.00	488.00	488.00
RXLID-AS1000 (S)	Ligature-Resistant Standalone deadlatch lock with Mechanical Key, Single Cylinder	(Contact factory for pricing)		
RXLID-AS1000 (D)	Ligature-Resistant Standalone deadlatch lock with Mechanical Key, Double Cylinder* (*Optional Double cylinder upon request with longer lead-time)	(Contact factory for pricing)		

*Optional Double Cylinder upon request

[1] All regular cylinder comes with 6-pin Schlage C keyway only. [2] Optional SFIC/LFIC without core, HS or others upon request.



LID Series C100

Concealed Deadlatch

LID-C100	Function	FINISH	
		622	630
2-3/8" - 2-3/4" adjustable backset.			
LID-C100	Standalone deadlatch lock	187.00	187.00

Tubular Lock



Designer Low Rose

Designer Series	Descriptions	FINISH					
		605	606	625	626	622	619
TDS-L	Dummy Single	91.00	111.00	91.00	91.00	111.00	101.00
TDP-L	Dummy Pair	158.00	192.00	158.00	158.00	192.00	173.00
TLC-L-2-3/8	Communicating, 2-3/8" Backset	178.00	218.00	178.00	178.00	218.00	196.00
TLC-L-2-3/4	Communicating, 2-3/4" Backset	178.00	218.00	178.00	178.00	218.00	196.00
TLL-L-2-3/8	Passage, 2-3/8" Backset	178.00	218.00	178.00	178.00	218.00	196.00
TLL-L-2-3/4	Passage, 2-3/4" Backset	178.00	218.00	178.00	178.00	218.00	196.00
TLP-L-2-3/8	Privacy, 2-3/8" Backset	201.00	242.00	201.00	201.00	242.00	220.00
TLP-L-2-3/4	Privacy, 2-3/4" Backset	201.00	242.00	201.00	201.00	242.00	220.00

Note 1: For dimensions, refer to Catalog and TownSteel website.

Tubular Lock



Designer Square Rose

Vintage / Bevel / Flat or Square	Descriptions	FINISH					
		605	606	625	626	622	619
TDS-S	Dummy Single	101.00	122.00	101.00	101.00	122.00	111.00
TDP-S	Dummy Pair	173.00	212.00	173.00	173.00	212.00	192.00
TLC-S-2-3/8	Communicating, 2-3/8" Backset	196.00	239.00	196.00	196.00	239.00	218.00
TLC-S-2-3/4	Communicating, 2-3/4" Backset	196.00	239.00	196.00	196.00	239.00	218.00
TLL-S-2-3/8	Passage, 2-3/8" Backset	196.00	239.00	196.00	196.00	239.00	218.00
TLL-S-2-3/4	Passage, 2-3/4" Backset	196.00	239.00	196.00	196.00	239.00	218.00
TLP-S-2-3/8	Privacy, 2-3/8" Backset	220.00	267.00	220.00	220.00	267.00	242.00
TLP-S-2-3/4	Privacy, 2-3/4" Backset	220.00	267.00	220.00	220.00	267.00	242.00

* Sentinel, Quest, Tango, Gala, Imperial Levers also available.


* Not all lever designs available in all finishes, please contact factory.

[1] For levers and finishes not shown, Please contact factory. [2] Different finishes require different lead times. Please contact factory. [3] PVD finish available upon request for an additional 15% charge. Please contact factory. [4] Prices based on F.O.B. City of Industry, CA. [5] Prices subject to change without notice.


Tubular Lock / Stainless Steel

Designer Low Rose

Designer Series	Descriptions	FINISH	
		630	629
TDS-L	Dummy Single	111.00	111.00
TDP-L	Dummy Pair	192.00	192.00
TLC-L-2-3/8	Communicating, 2-3/8" Backset	218.00	218.00
TLC-L-2-3/4	Communicating, 2-3/4" Backset	218.00	218.00
TLL-L-2-3/8	Passage, 2-3/8" Backset	218.00	218.00
TLL-L-2-3/4	Passage, 2-3/4" Backset	218.00	218.00
TLP-L-2-3/8	Privacy, 2-3/8" Backset	242.00	242.00
TLP-L-2-3/4	Privacy, 2-3/4" Backset	242.00	242.00


Tubular Lock / Stainless Steel

Designer Square Rose

Designer Series	Descriptions	FINISH	
		630	629
TDS-S	Dummy Single	120.00	120.00
TDP-S	Dummy Pair	201.00	201.00
TLC-S-2-3/8	Communicating, 2-3/8" Backset	227.00	227.00
TLC-S-2-3/4	Communicating, 2-3/4" Backset	227.00	227.00
TLL-S-2-3/8	Passage, 2-3/8" Backset	227.00	227.00
TLL-S-2-3/4	Passage, 2-3/4" Backset	227.00	227.00
TLP-S-2-3/8	Privacy, 2-3/8" Backset	251.00	251.00
TLP-S-2-3/4	Privacy, 2-3/4" Backset	251.00	251.00

****More levers are available, refer to Catalog and TownSteel website.**

[1] Not all lever designs available in all finishes. Please contact factory. [2] Different finishes require different lead times. Please contact factory. [3] PVD finish available upon request for an additional 15% charge. Please contact factory. [4] Prices based on F.O.B. City of Industry, CA. [5] Prices subject to change

Tubular Grade 2&3



Essen Lever
Square Rose
 (Round Rose Optional)



Gala Lever
Round Rose



Bergen Lever
Round Rose



Quest Lever
Round Rose

**Standard Schlage C Keyway 5 Pin cylinder. Other Keyway upon request.*

TSR-2 Series (Grade 2)		Function	FINISH		
			619	622	626
TSR-2-75	Passage	Contact Factory	Contact Factory	Contact Factory	
TSR-2-76	Privacy				
TSR-2-82	Entry				
TSR-2-86	Storeroom				
TSR-2-SD	Single Dummy				
TSR-2-DD	Double Dummy				
TSR-3 Series (Grade 3)		Function	FINISH		
			619	622	626
TSR-3-75	Passage	Contact Factory	Contact Factory	Contact Factory	
TSR-3-76	Privacy				
TSR-3-82	Entry				
TSR-3-86	Storeroom				
TSR-3-SD	Single Dummy				
TSR-3-DD	Double Dummy				



MRX-A

The trim is not field reversible
Please provide the handing information.

MRX-A Series	Descriptions	FINISH 630
MRX-A-01	Arch Lever Trim, Non Keyed, Passage	1,070.00
MRX-A-02	Arch Lever Trim, Non Keyed, Privacy/Bathroom with Deadbolt	1,094.00
MRX-A-04	Arch Lever Trim, Keyed Single Cylinder, Entry/Office	1,130.00
MRX-A-05	Arch Lever Trim, Keyed Single Cylinder, Classroom	1,130.00
MRX-A-07	Arch Lever Trim, Keyed Single Cylinder, Storeroom/Closet	1,130.00
MRX-A-08	Arch Lever Trim, Keyed Single Cylinder, Front Door/Corridor Lock	1,130.00
MRX-A-12	Arch Lever Trim, Keyed Single Cylinder, Dormitory or Exit with T-Turn	1,155.00
MRX-A-13	Arch Lever Trim, Keyed Single Cylinder, Dormitory or Exit with T-Turn	1,155.00
MRX-A-15*	Arch Lever Trim, Keyed Single Cylinder, Hotel/Motel with T-Turn	1,155.00
MRX-A-19	Arch Lever Trim, Non Keyed, Privacy/Bathroom with Deadbolt	1,094.00
MRX-A-20	Arch Lever Trim, Keyed Single Cylinder, Entrance/Apartment/dormitory with T-Turn	1,155.00
MRX-A-22	Arch Lever Trim, Non Keyed, Privacy/Bathroom without Deadbolt	1,094.00
MRX-A-26	Arch Lever Trim, Keyed Single Cylinder, Institutional Privacy	1,217.00
MRX-A-30	Arch Lever Trim, Keyed Double Cylinders, Institutional	1,217.00
MRX-A-32	Arch Lever Trim, Keyed Double Cylinders, Intruder Latch Bolt	1,217.00
MRX-A-33	Arch Lever Trim, Keyed Double Cylinders, Intruder Dead Bolt	1,217.00
MRX-A-34	Arch Lever Trim, Keyed Double Cylinders, Intruder Dead Bolt with Auxiliary Dead Latch	1,217.00
MRX-A-35	Arch Lever Trim, Keyed Double Cylinders, Storeroom with Dead Bolt	1,217.00
MRX-A-46	Arch Lever Trim, Keyed Single Cylinder, Institutional Privacy with Key locked feature	1,217.00
MRX-A-RF	Arch Lever Trim, Keyed Single Cylinder, Female Patient Privacy with T-Turn	1,217.00
MRX-A-LTF	Arch Lever Trim, Keyed Single Cylinder, Female Patient Privacy with T-Turn	1,217.00
MRX-A-41	Arch Lever Trim, Ligature Resistant Pull Handle, Single Dummy	344.00
MRX-A-72	Arch Lever Trim, Ligature Resistant Pull Handle, Back to Back Double Dummy	688.00



MRX Ligature Resistant Status Indicator

Status Indicators	Descriptions	FINISH 630
MRX-A-05-O	Arch Lever Trim, Keyed Single Cylinder, Classroom and Ligature Resistant Privacy Indicator	1,422.00
MRX-A-13-O	Arch Lever Trim, Keyed Single Cylinder, Dormitory or Exit with T-Turn and Ligature Resistant Privacy Indicator	1,447.00
MRX-A-15-O*	Arch Lever Trim, Keyed Single Cylinder, Hotel/Motel with T-Turn and Ligature Resistant Privacy Indicator	1,447.00
MRX-A-26-O	Arch Lever Trim, Keyed Single Cylinder, Institutional Privacy with Key locked feature, and Ligature Resistant Privacy Indicator	1,509.00
MRX-A-46-O	Arch Lever Trim, Keyed Single Cylinder, Institutional Privacy with Key locked feature and Ligature Resistant Privacy Indicator	1,509.00
MSG AS1001	Ligature Resistant Occupancy Indicator for MRXA only, cylinder not included	292.00

*Special Note: TownSteel can only supply the Schlage C Keyway Cylinder and not the Special Hotel Cylinder for F15 Function

[1] All locks comes with 6-pin Schlage C keyway standard cylinder.

[2] Small Format IC housing is available. Schlage, Sargent, Corbin & Yale LFIC Housing are available at additional charge.

[3] Prices subject to change without notice. ** Schlage is a registered trademark of Schlage Lock.

[4] The trim is not field reversible. [5] Please provide handing information as this lock is handed.



**Heavy Duty Anti-Ligature Lever
ANSI Grade 1 Mortise Lockset**

MRX-L

MRX-L Series	Descriptions	FINISH 630
MRX-S-L-01	Sectional Trim, Non Keyed, Passage X Levers	824.00
MRX-S-L-02	Sectional Trim, Non Keyed, Privacy/Bathroom with Deadbolt X Levers	849.00
MRX-S-L-04	Sectional Trim, Keyed Single Cylinder, Entry/Office X Levers	885.00
MRX-S-L-05	Sectional Trim, Keyed Single Cylinder, Classroom X Levers	885.00
MRX-S-L-07	Sectional Trim, Keyed Single Cylinder, Storeroom/Closet X Levers	885.00
MRX-S-L-08	Sectional Trim, Keyed Single Cylinder, Front Door/Corridor Lock X Levers	885.00
MRX-S-L-12	Sectional Trim, Keyed Single Cylinder, Dormitory or Exit with T-Turn X Levers	910.00
MRX-S-L-13	Sectional Trim, Keyed Single Cylinder, Dormitory or Exit with T-Turn X Levers	910.00
MRX-S-L-14	Sectional Trim, Keyed Double Cylinder, Store Door X Levers	983.00
MRX-S-L-15*	Sectional Trim, Keyed Single Cylinder, Hotel/Motel with T-Turn X Levers. *The full functionality of the F15 function cannot be achieved with the cylinder supplied from TownSteel. Customer must furnish their own emergency cylinder.	910.00
MRX-S-L-19	Sectional Trim, Non Keyed, Privacy/Bathroom with Deadbolt X Levers	849.00
MRX-S-L-20	Sectional Trim, Keyed Single Cylinder, Entrance/Apartment/Dormitory with T-Turn X Levers	910.00
MRX-S-L-22	Sectional Trim, Non Keyed, Privacy/Bathroom without Deadbolt X Levers	849.00
MRX-S-L-26	Sectional Trim, Keyed Single Cylinder, Institutional Privacy X Levers	983.00
MRX-S-L-29	Sectional Trim, Keyed Single Cylinder, Anti-Ligature T-Turn, Classroom Dead Lock	824.00
MRX-S-L-30	Sectional Trim, Keyed Double Cylinders, Institutional X Levers	983.00
MRX-S-L-32	Sectional Trim, Keyed Double Cylinders, Intruder Latch Bolt X Levers	983.00
MRX-S-L-33	Sectional Trim, Keyed Double Cylinders, Intruder Dead Bolt X Levers	983.00
MRX-S-L-34	Sectional Trim, Keyed Double Cylinders, Intruder Dead Bolt with Auxiliary Dead Latch X Levers	983.00
MRX-S-L-35	Sectional Trim, Keyed Double Cylinders, Storeroom with Dead Bolt X Levers	983.00
MRX-S-L-46	Sectional Trim, Keyed Single Cylinder, Institutional Privacy with Key locked feature	983.00
MRX-S-L-RF	Sectional Trim, Keyed Single Cylinder, Female Patient Privacy with T-Turn X Levers	983.00
MRX-S-L-LTF	Sectional Trim, Keyed Single Cylinder, Female Patient Privacy with T-Turn X Levers	983.00
MRX-E-L-01	Escutcheon Trim, Non Keyed, Passage X Levers	1,070.00
MRX-E-L-02	Escutcheon Trim, Non Keyed, Privacy/Bathroom with Deadbolt X Levers	1,094.00
MRX-E-L-04	Escutcheon Trim, Keyed Single Cylinder, Entry/Office X Levers	1,130.00
MRX-E-L-05	Escutcheon Trim, Keyed Single Cylinder, Classroom X Levers	1,130.00
MRX-E-L-07	Escutcheon Trim, Keyed Single Cylinder, Storeroom/Closet X Levers	1,130.00
MRX-E-L-08	Escutcheon Trim, Keyed Single Cylinder, Front Door/Corridor Lock X Levers	1,130.00
MRX-E-L-12	Escutcheon Trim, Keyed Single Cylinder, Dormitory or Exit with T-Turn X Levers	1,155.00
MRX-E-L-13	Escutcheon Trim, Keyed Single Cylinder, Dormitory or Exit with T-Turn X Levers	1,155.00
MRX-E-L-14	Escutcheon Trim, Keyed Double Cylinder, Store Door X Levers	1,217.00
MRX-E-L-15*	Escutcheon Trim, Keyed Single Cylinder, Hotel/Motel with T-Turn X Levers. *The full functionality of the F15 function cannot be achieved with the cylinder supplied from TownSteel. Customer must furnish their own emergency cylinder.	1,155.00
MRX-E-L-19	Escutcheon Trim, Non Keyed, Privacy/Bathroom with Deadbolt X Levers	1,094.00
MRX-E-L-20	Escutcheon Trim, Keyed Single Cylinder, Entrance/Apartment/dormitory with T-Turn X Levers	1,155.00
MRX-E-L-22	Escutcheon Trim, Non Keyed, Privacy/Bathroom without Deadbolt X Levers	1,094.00
MRX-E-L-26	Escutcheon Trim, Keyed Single Cylinder, Institutional Privacy X Levers	1,217.00
MRX-E-L-29	Escutcheon Trim, Keyed Single Cylinder, Anti-Ligature T-Turn, Classroom Dead Lock	1,070.00
MRX-E-L-30	Escutcheon Trim, Keyed Double Cylinders, Institutional X Levers	1,217.00
MRX-E-L-32	Escutcheon Trim, Keyed Double Cylinders, Intruder Latch Bolt X Levers	1,217.00
MRX-E-L-33	Escutcheon Trim, Keyed Double Cylinders, Intruder Dead Bolt X Levers	1,217.00
MRX-E-L-34	Escutcheon Trim, Keyed Double Cylinders, Intruder Dead Bolt with Auxiliary Dead Latch X Levers	1,217.00
MRX-E-L-35	Escutcheon Trim, Keyed Double Cylinders, Storeroom with Dead Bolt X Levers	1,217.00
MRX-E-L-46	Escutcheon Trim, Keyed Single Cylinder, Institutional Privacy with Key locked feature	1,217.00
MRX-E-L-RF	Escutcheon Trim, Keyed Single Cylinder, Female Patient Privacy with T-Turn X Levers	1,217.00
MRX-E-L-LTF	Escutcheon Trim, Keyed Single Cylinder, Female Patient Privacy with T-Turn X Levers	1,217.00

*Special Note: TownSteel can only supply the Schlage C Keyway Cylinder and not the Special Hotel Cylinder for F15 Function

[1] All locks comes with 6-pin Schlage C keyway standard cylinder.

[2] Small Format IC housing is available. Schlage, Sargent, Corbin, Yale LFIC Housing are available at additional charge.

[3] Prices subject to change without notice. ** Schlage is a registered trademark of Schlage Lock.



Heavy Duty Anti-Ligature Knob
ANSI Grade 1 Mortise Lockset

MRX-K

MRX-K Series	Descriptions	FINISH 630
MRX-S-K-01	Sectional Trim, Non Keyed, Passage X Knobs	762.00
MRX-S-K-02	Sectional Trim, Non Keyed, Privacy/Bathroom with Deadbolt X Knobs	786.00
MRX-S-K-04	Sectional Trim, Keyed Single Cylinder, Entry/Office X Knobs	824.00
MRX-S-K-05	Sectional Trim, Keyed Single Cylinder, Classroom X Knobs	824.00
MRX-S-K-07	Sectional Trim, Keyed Single Cylinder, Storeroom/Closet X Knobs	824.00
MRX-S-K-08	Sectional Trim, Keyed Single Cylinder, Front Door/Corridor Lock X Knobs	824.00
MRX-S-K-12	Sectional Trim, Keyed Single Cylinder, Dormitory or Exit with T-Turn X Knobs	849.00
MRX-S-K-13	Sectional Trim, Keyed Single Cylinder, Dormitory or Exit with T-Turn X Knobs	849.00
MRX-S-K-15*	Sectional Trim, Keyed Single Cylinder, Hotel/Motel with T-Turn X Knobs *The full functionality of the F15 function cannot be achieved with the cylinder supplied from TownSteel. Customer must furnish their own emergency cylinder.	849.00
MRX-S-K-19	Sectional Trim, Non Keyed, Privacy/Bathroom with Deadbolt X Knobs	786.00
MRX-S-K-20	Sectional Trim, Keyed Single Cylinder, Entrance/Apartment/Dormitory with T-Turn X Knobs	849.00
MRX-S-K-22	Sectional Trim, Non Keyed, Privacy/Bathroom without Deadbolt X Knobs	786.00
MRX-S-K-26	Sectional Trim, Keyed Single Cylinder, Institutional Privacy X Knobs	916.00
MRX-S-K-29	Sectional Trim, Keyed Single Cylinder, Anti-Ligature T-Turn Knobs, Classroom Dead Lock	762.00
MRX-S-K-30	Sectional Trim, Keyed Double Cylinders, Institutional X Knobs	916.00
MRX-S-K-32	Sectional Trim, Keyed Double Cylinders, Intruder Latch Bolt X Knobs	916.00
MRX-S-K-33	Sectional Trim, Keyed Double Cylinders, Intruder Dead Bolt X Knobs	916.00
MRX-S-K-34	Sectional Trim, Keyed Double Cylinders, Intruder Dead Bolt with Auxiliary Dead Latch X Knobs	916.00
MRX-S-K-35	Sectional Trim, Keyed Double Cylinders, Storeroom with Dead Bolt X Knobs	916.00
MRX-S-K-46	Sectional Trim, Keyed Single Cylinder, Institutional Privacy with Key locked feature	916.00
MRX-S-K-RF	Sectional Trim, Keyed Single Cylinder, Female Patient Privacy with T-Turn X Knob	916.00
MRX-S-K-LTF	Sectional Trim, Keyed Single Cylinder, Female Patient Privacy with T-Turn X Knob	916.00
MRX-E-K-01	Escutcheon Trim, Non Keyed, Passage X Knobs	1,008.00
MRX-E-K-02	Escutcheon Trim, Non Keyed, Privacy/Bathroom with Deadbolt X Knobs	1,033.00
MRX-E-K-04	Escutcheon Trim, Keyed Single Cylinder, Entry/Office X Knobs	1,070.00
MRX-E-K-05	Escutcheon Trim, Keyed Single Cylinder, Classroom X Knobs	1,070.00
MRX-E-K-07	Escutcheon Trim, Keyed Single Cylinder, Storeroom/Closet X Knobs	1,070.00
MRX-E-K-08	Escutcheon Trim, Keyed Single Cylinder, Front Door/Corridor Lock X Knobs	1,070.00
MRX-E-K-12	Escutcheon Trim, Keyed Single Cylinder, Dormitory or Exit with T-Turn X Knobs	1,094.00
MRX-E-K-13	Escutcheon Trim, Keyed Single Cylinder, Dormitory or Exit with T-Turn X Knobs	1,094.00
MRX-E-K-15*	Escutcheon Trim, Keyed Single Cylinder, Hotel/Motel with T-Turn X Knobs *The full functionality of the F15 function cannot be achieved with the cylinder supplied from TownSteel. Customer must furnish their own emergency cylinder.	1,094.00
MRX-E-K-19	Escutcheon Trim, Non Keyed, Privacy/Bathroom with Deadbolt X Knobs	1,033.00
MRX-E-K-20	Escutcheon Trim, Keyed Single Cylinder, Entrance/Apartment/Dormitory with T-Turn X Knobs	1,094.00
MRX-E-K-22	Escutcheon Trim, Non Keyed, Privacy/Bathroom without Deadbolt X Knobs	1,033.00
MRX-E-K-26	Escutcheon Trim, Keyed Single Cylinder, Institutional Privacy X Knobs	1,163.00
MRX-E-K-29	Escutcheon Trim, Keyed Single Cylinder, Anti-Ligature T-Turn Knobs, Classroom Dead Lock	1,008.00
MRX-E-K-30	Escutcheon Trim, Keyed Double Cylinders, Institutional X Knobs	1,163.00
MRX-E-K-32	Escutcheon Trim, Keyed Double Cylinders, Intruder Latch Bolt X Knobs	1,163.00
MRX-E-K-33	Escutcheon Trim, Keyed Double Cylinders, Intruder Dead Bolt X Knobs	1,163.00
MRX-E-K-34	Escutcheon Trim, Keyed Double Cylinders, Intruder Dead Bolt with Auxiliary Dead Latch X Knobs	1,163.00
MRX-E-K-35	Escutcheon Trim, Keyed Double Cylinders, Storeroom with Dead Bolt X Knobs	1,163.00
MRX-E-K-46	Escutcheon Trim, Keyed Single Cylinder, Institutional Privacy with Key locked feature	1,163.00
MRX-E-K-RF	Escutcheon Trim, Keyed Single Cylinder, Female Patient Privacy with T-Turn X Knob	1,163.00
MRX-E-K-LTF	Escutcheon Trim, Keyed Single Cylinder, Female Patient Privacy with T-Turn X Knob	1,163.00

*Special Note: TownSteel can only supply the Schlage C Keyway Cylinder and not the Special Hotel Cylinder for F15 Function

[1] All locks comes with 6-pin Schlage C keyway standard cylinder.

[2] Small Format IC housing is available. Schlage, Sargent, Corbin, Yale LFIC Housing are available at additional charge.

[3] Prices subject to change without notice. ** Schlage is a registered trademark of Schlage Lock.



XMRX-A Electrified Ligature Resistant Mortise Lock Arch Trim

XMRX-A Series	Descriptions	FINISH 630
Single Cylinder Functions, 3-Position monitoring		
XMRX-A-121	12VDC Fail Safe, 3-Position Monitoring	1,376.00
XMRX-A-122	12VDC Fail Secure, 3-Position Monitoring	1,376.00
XMRX-A-241	24VDC Fail Safe, 3-Position Monitoring	1,376.00
XMRX-A-242	24VDC Fail Secure, 3-Position Monitoring	1,376.00
Single Cylinder Functions, RQE		
XMRX-A-121RQE	12VDC Fail Safe, Request-to-Exit (RQE)	1,376.00
XMRX-A-122RQE	12VDC Fail Secure, Request-to-Exit (RQE)	1,376.00
XMRX-A-241RQE	24VDC Fail Safe, Request-to-Exit (RQE)	1,376.00
XMRX-A-242RQE	24VDC Fail Secure, Request-to-Exit (RQE)	1,376.00
Deadbolt w/Thumbturn Functions, RQE		
XMRX-A-121-DB	12VDC Fail Safe, Deadbolt Request-to-Exit (RQE)	1,376.00
XMRX-A-122-DB	12VDC Fail Secure, Deadbolt Request-to-Exit (RQE)	1,376.00
XMRX-A-241-DB	24VDC Fail Safe, Deadbolt Request-to-Exit (RQE)	1,376.00
XMRX-A-242-DB	24VDC Fail Secure, Deadbolt Request-to-Exit (RQE)	1,376.00
Deadbolt w/Double Cylinder Functions, RQE		
XMRX-A-121-DC	12VDC Fail Safe, Deadbolt Request-to-Exit (RQE)	1,463.00
XMRX-A-122-DC	12VDC Fail Secure, Deadbolt Request-to-Exit (RQE)	1,463.00
XMRX-A-241-DC	24VDC Fail Safe, Deadbolt Request-to-Exit (RQE)	1,463.00
XMRX-A-242-DC	24VDC Fail Secure, Deadbolt Request-to-Exit (RQE)	1,463.00
No Deadbolt w/Double Cylinder Functions, RQE		
XMRX-A-121-C	12VDC Fail Safe, Deadbolt Request-to-Exit (RQE)	1,463.00
XMRX-A-122-C	12VDC Fail Secure, Deadbolt Request-to-Exit (RQE)	1,463.00
XMRX-A-241-C	24VDC Fail Safe, Deadbolt Request-to-Exit (RQE)	1,463.00
XMRX-A-242-C	24VDC Fail Secure, Deadbolt Request-to-Exit (RQE)	1,463.00

[1] All locks comes with 6-pin Schlage C keyway standard cylinder.

[2] Small Format IC housing is available. Schlage, Sargent, Corbin, Yale LFIC Housing are available at additional charge.

[3] Prices subject to change without notice. ** Schlage is a registered trademark of Schlage Lock.



XMRX-S-K Electrified Ligature Resistant Mortise Lock - Knob Sectional

XMRX-S-K Series	Descriptions	FINISH 630
Single Cylinder Functions, 3-Position monitoring		
XMRX-S-K-121	12VDC Fail Safe, 3-Position Monitoring	1,070.00
XMRX-S-K-122	12VDC Fail Secure, 3-Position Monitoring	1,070.00
XMRX-S-K-241	24VDC Fail Safe, 3-Position Monitoring	1,070.00
XMRX-S-K-242	24VDC Fail Secure, 3-Position Monitoring	1,070.00
Single Cylinder Functions, RQE		
XMRX-S-K-121RQE	12VDC Fail Safe, Request-to-Exit (RQE)	1,070.00
XMRX-S-K-122RQE	12VDC Fail Secure, Request-to-Exit (RQE)	1,070.00
XMRX-S-K-241RQE	24VDC Fail Safe, Request-to-Exit (RQE)	1,070.00
XMRX-S-K-242RQE	24VDC Fail Secure, Request-to-Exit (RQE)	1,070.00
Deadbolt w/Thumbturn Functions, RQE		
XMRX-S-K-121-DB	12VDC Fail Safe, Deadbolt Request-to-Exit (RQE)	1,070.00
XMRX-S-K-122-DB	12VDC Fail Secure, Deadbolt Request-to-Exit (RQE)	1,070.00
XMRX-S-K-241-DB	24VDC Fail Safe, Deadbolt Request-to-Exit (RQE)	1,070.00
XMRX-S-K-242-DB	24VDC Fail Secure, Deadbolt Request-to-Exit (RQE)	1,070.00
Deadbolt w/Double Cylinder Functions, RQE		
XMRX-S-K-121-DC	12VDC Fail Safe, Deadbolt Request-to-Exit (RQE)	1,163.00
XMRX-S-K-122-DC	12VDC Fail Secure, Deadbolt Request-to-Exit (RQE)	1,163.00
XMRX-S-K-241-DC	24VDC Fail Safe, Deadbolt Request-to-Exit (RQE)	1,163.00
XMRX-S-K-242-DC	24VDC Fail Secure, Deadbolt Request-to-Exit (RQE)	1,163.00



XMRX-E-K Electrified Ligature Resistant Mortise Lock - Knob Escutcheon

XMRX-E-K Series	Descriptions	FINISH 630
Single Cylinder Functions, 3-Position monitoring		
XMRX-E-K-121	12VDC Fail Safe, 3-Position Monitoring	1,316.00
XMRX-E-K-122	12VDC Fail Secure, 3-Position Monitoring	1,316.00
XMRX-E-K-241	24VDC Fail Safe, 3-Position Monitoring	1,316.00
XMRX-E-K-242	24VDC Fail Secure, 3-Position Monitoring	1,316.00
Single Cylinder Functions, RQE		
XMRX-E-K-121RQE	12VDC Fail Safe, Request-to-Exit (RQE)	1,316.00
XMRX-E-K-122RQE	12VDC Fail Secure, Request-to-Exit (RQE)	1,316.00
XMRX-E-K-241RQE	24VDC Fail Safe, Request-to-Exit (RQE)	1,316.00
XMRX-E-K-242RQE	24VDC Fail Secure, Request-to-Exit (RQE)	1,316.00
Deadbolt w/Thumbturn Functions, RQE		
XMRX-E-K-121-DB	12VDC Fail Safe, Deadbolt Request-to-Exit (RQE)	1,316.00
XMRX-E-K-122-DB	12VDC Fail Secure, Deadbolt Request-to-Exit (RQE)	1,316.00
XMRX-E-K-241-DB	24VDC Fail Safe, Deadbolt Request-to-Exit (RQE)	1,316.00
XMRX-E-K-242-DB	24VDC Fail Secure, Deadbolt Request-to-Exit (RQE)	1,316.00
Deadbolt w/Double Cylinder Functions, RQE		
XMRX-E-K-121-DC	12VDC Fail Safe, Deadbolt Request-to-Exit (RQE)	1,408.00
XMRX-E-K-122-DC	12VDC Fail Secure, Deadbolt Request-to-Exit (RQE)	1,408.00
XMRX-E-K-241-DC	24VDC Fail Safe, Deadbolt Request-to-Exit (RQE)	1,408.00
XMRX-E-K-242-DC	24VDC Fail Secure, Deadbolt Request-to-Exit (RQE)	1,408.00

[1] All locks comes with 6-pin Schlage C keyway standard cylinder.

[2] Small Format IC housing is available. Schlage, Sargent, Corbin, Yale LFIC Housing are available at additional charge.

[3] Prices subject to change without notice. ** Schlage is a registered trademark of Schlage Lock.


**Heavy Duty Ligature Resistant Arch Trim
Grade1 Cylindrical Lockset**

CRX-A

The trim is not field reversible. Please provide the handing information.

CRX-A Series		Descriptions	FINISH 630
CRX-A-75	Passage, Non Keyed		836.00
CRX-A-76	Privacy, Non Keyed		860.00
CRX-A-81	Entry/Office, Keyed		947.00
CRX-A-84	Classroom, Keyed		885.00
CRX-A-86	Storeroom, Keyed		885.00
CRX-A-41	Ligature Resistant Pull Handle, Single Dummy		344.00
CRX-A-72	Ligature Resistant Pull Handle, Back to Back Dummy		688.00
CRX-A-SFIC Series		Descriptions	
CRX-A-IC Function	Keyed, Small Format 6-Pin/7-Pin IC Core Ready (I.C. core not included) (Available for F84 and F86 function)		1,008.00
CRX-A-IC Function	Keyed, Small Format 6-Pin/7-Pin IC Core Ready (I.C. core not included) (Available for F81 function)		1,130.00
CRX-A-LFIC Series		Descriptions	
CRX-A-IC Function	Keyed, Large Format Schlage/Corbin Russwin/ Sargent 6-Pin IC Core Ready (I.C. core not included) (Available for F84 and F86 function)		1,008.00
CRX-A-IC Function	Keyed, Large Format Schlage/Corbin Russwin/ Sargent 6-Pin IC Core Ready (I.C. core not included) (Available for F81 function)		1,130.00
Optional Backset			
5" Optional Backset (For CRX-A)			Add \$14.00 Net

- [1] All locks comes with 6-pin Schlage C keyway standard cylinder.
- [2] High security cylinder available, TownSteel "L" keyway, 6 pin
- [3] Prices subject to change without notice. ** Schlage is a registered trademark of Schlage Lock.
- [4] The trim is not field reversible.
- [5] Please provide handing information as this item is handed.


**Heavy Duty Anti-Ligature Knob
ANSI Grade 1 Cylindrical Lockset**

CRX-K

CRX-K Series		Descriptions	FINISH 630
CRX-K-75	Passage, Non Keyed, Knobs		713.00
CRX-K-76	Privacy, Non Keyed, Knobs		737.00
CRX-K-81	Entry, Keyed Single Cylinder, Knobs		762.00
CRX-K-84	Classroom, Keyed Single Cylinder, Knobs		762.00
CRX-K-86	Storeroom, Keyed Single Cylinder, Knobs		762.00
CRX-K-87	Asylum, Keyed, Double Cylinder, Knobs		836.00
CRX-K-110	Classroom Intruder, Keyed, Double Cylinder, Knobs		836.00
CRX-K-72	Back to Back Dummy, Thru-Bolt, Knobs		589.00
Optional Backset			
5" Optional Backset (For CRX-K)			Add \$14.00 Net

- [1] All locks comes with 6-pin Schlage C keyway standard cylinder. [2] IC is not available.



**Heavy Duty Ligature Resistant Lever
Grade 1 Cylindrical Lockset**

TRX-L

TRX-L Series	Descriptions	FINISH 630
TRX-L-75	Passage, Non Keyed, Clutched Levers	615.00
TRX-L-76**	Privacy, Non Keyed, Clutched Levers, Not available with 5" Backset	640.00
TRX-L-109*	Entry, Keyed, Clutched Levers	664.00
TRX-L-84	Classroom, Keyed, Clutched Levers	664.00
TRX-L-86	Storeroom, Keyed, Clutched Levers	664.00
TRX-L-87	Asylum, Keyed, Double Cylinders, Clutched Levers	775.00
TRX-L-72	Back to Back Dummy, Thru-Bolt, Levers	492.00
TRX-L-110	Classroom Intruder, Keyed, Clutched Levers	836.00
TRX-L-80	Communicating, Keyed, Clutched Levers	836.00
TRX-L-SFIC Series		
	Descriptions	
TRX-L-IC Function	Clutched Levers, Small Format 6-Pin/7-Pin IC Core Ready (I.C. core not included) (Available for F109, F84, F86 or F87 function)	652.00
TRX-L-IC Function	Clutched Levers, Small Format 6-Pin/7-Pin IC Core Ready (I.C. core not included) (Available for F110 or F80 function)	713.00
TRX-L-LFIC Series		
	Descriptions	
TRX-L-IC Function	Clutched Levers, Large Format Schlage/Corbin Russwin 6-Pin IC Core Ready (I.C. core not included) (Available for F109,F84,F86 or F87 function)	713.00
Optional Backset		
5" Optional Backset (For TRX-L)		Add \$14.00 Net

Special note 1: *TRX-L-81 is old item number, replaced by new item number, TRX-L-109

Special note 2: **5" Backset is not available for TRX-L-76 (Privacy Function)




**Heavy Duty Anti-Ligature Thumbturn
ANSI Grade 1 Mortise Deadbolt**

DRX

DRX Series	Descriptions	FINISH 630
DRX-09	Deadbolt, Thumbturn, Single Cylinder, Classroom	333.00
DRX-07	Deadbolt, Thumbturn, Single Cylinder	333.00
DRX-18	Deadbolt, Thumbturn only. No trim on the other side	284.00

[1] All locks comes with 6-pin Schlage C keyway standard cylinder. [2] Small Format IC housing is available. LFIC core is available at additional charge.
[3] Prices subject to change without notice. ** Schlage is a registered trademark of Schlage Lock.



**ED-MRX-A
ANSI Grade 1
Rim Exit Device**

ED-Arch Trim

ED-MRX-A	Descriptions	FINISH US32D
ED-MRX-A-41-9700-NL	Grade 1 Rim Exit Device for 36" with Dummy Arch Trim	1,206.00
ED-MRX-A-01-9700	Grade 1 Rim Exit Device for 36" with Passage Arch Trim	1,468.00



Ligature Resistant Hook

VRH

VRH Series	Descriptions	FINISH 630
VRH AS23983	Ligature Resistant Hook, Assembly, US32D	266.00



XTRX-L ANSI Grade 1 Motorized Cylindrical Electronic

XTRX-L- 2000/4000/5000	Descriptions	FINISH US32D
XTRX-L-2000	Clutched Electronic Cylindrical Lock with Ligature Resistant Lever Trim, Standalone Keypad, 2000 BLE, with 99 pin codes, Standard Cylinder C keyway	964.00
XTRX-L-4000	Clutched Electronic Cylindrical Lock with Ligature Resistant Lever Trim, with 99 pin codes and 300 MIFARE RFID card capacity. Including 2RFID Key Cards and 2 RFID stickers. standard Cylinder C keyway	964.00
XTRX-L-5000BLE	Clutched Electronic Cylindrical Lock with Ligature Resistant Lever Trim, Bluetooth, with 99 pin codes, 300 MIFARE RFID cards capacity. Including 2 RFID Key Cards and 2 RFID stickers. Standard Cylinder C keyway	995.00
XTRX-L-5000RF	Clutched Electronic Cylindrical Lock with Ligature Resistant Lever Trim, WiFi, with 99 pin codes, 300 MIFARE RFID cards capacity. Including 2 RFID Key Cards and 2 RFID stickers. Standard Cylinder C keyway, ready to pair with gateway WiFi. Gateway sold separately	995.00



XMRX-A ANSI Grade 1 Motorized Mortise Electronic

XMRX-A- 2000/4000/5000	Descriptions	FINISH US32D
XMRX-A-2000	Standalone Keypad Electronic Mortise Arch Ligature Resistant Trim, with 99 pin codes, Standard Cylinder C keyway	1,598.00
XMRX-A-4000	Touch keypad Electronic Motorized Mortise, Ligature Resistant Arch Trim, with 99 pin codes and 300 MIFARE RFID card capacity. Including 2RFID Key Cards and 2 RFID stickers. standard Cylinder C keyway	1,598.00
XMRX-A-5000-BLE	Touch Keypad Electronic Motorized Mortise, Ligature Resistant Arch Trim, Bluetooth, with 99 pin codes, 300 MIFARE RFID cards capacity. Including 2 RFID Key Cards and 2 RFID stickers. Standard Cylinder C keyway	1,727.00
XMRX-A-5000-RF	Touch Keypad Electronic Motorized Mortise, Ligature Resistant Arch Trim, WiFi, with 99 pin codes, 300 MIFARE RFID cards capacity. Including 2 RFID Key Cards and 2 RFID stickers. Standard Cylinder C keyway, ready to pair with gateway WiFi. Gateway sold separately	1,727.00



XMRX-L ANSI Grade 1 Motorized Mortise Electronic

XMRXL- 2000/4000/5000	Descriptions	FINISH US32D
XMRX-S-L-2000	Motorized Mortise Lock with Ligature Resistant Clutched Sectional lever Trim, Standalone Keypad, 2000 BLE, with 99 pin codes, Standard Cylinder C keyway	1,498.00
XMRX-S-L-4000	Touch Keypad Motorized Mortise Lock with Ligature Resistant Clutched Sectional lever Trim, with 99 pin codes and 300 MIFARE RFID card capacity. Including 2RFID Key Cards and 2 RFID stickers. standard Cylinder C keyway	1,498.00
XMRX-S-L-5000BLE	Touch Keypad Motorized Mortise Lock with Ligature Resistant Clutched Sectional lever Trim, Bluetooth, with 99 pin codes, 300 MIFARE RFID cards capacity. Including 2 RFID Key Cards and 2 RFID stickers. Standard Cylinder C keyway	1,627.00
XMRX-S-L-5000RF	Touch Keypad MortiseLock with Ligature Resistant Clutched Sectional lever Trim, with 99 pin codes, 300 MIFARE RFID cards capacity. Including 2 RFID Key Cards and 2 RFID stickers. Standard Cylinder C keyway, ready to pair with gateway WiFi. Gateway sold separately	1,627.00
XMRX-E-L-2000	Motorized Mortise Lock with Ligature Resistant Clutched Escutcheon lever Trim, Standalone Keypad, 2000 BLE, with 99 pin codes, Standard Cylinder C keyway	1,598.00
XMRX-E-L-4000	Touch Keypad Motorized Mortise Lock with Ligature Resistant Clutched Escutcheon lever Trim, with 99 pin codes and 300 MIFARE RFID card capacity. Including 2RFID Key Cards and 2 RFID stickers. standard Cylinder C keyway	1,598.00
XMRX-E-L-5000BLE	Touch Keypad Motorized Mortise Lock with Ligature Resistant Clutched Escutcheon lever Trim, Bluetooth, with 99 pin codes, 300 MIFARE RFID cards capacity. Including 2 RFID Key Cards and 2 RFID stickers. Standard Cylinder C keyway	1,727.00
XMRX-E-L-5000RF	Touch Keypad Motorized Mortise Lock with Ligature Resistant Clutched Escutcheon lever Trim, with 99 pin codes, 300 MIFARE RFID cards capacity. Including 2 RFID Key Cards and 2 RFID stickers. Standard Cylinder C keyway, ready to pair with gateway WiFi. Gateway sold separately	1,727.00

[1] All locks comes with 6-pin Schlage C keyway standard cylinder.

[2] Small Format IC housing is available. Schlage, Sargent, Corbin, Yale LFIC Housing are available at \$15/cylinder net additional charge.

[3] Prices subject to change without notice. ** Schlage is a registered trademark of Schlage Lock.

[4] The MRXA trim is not field reversible. [5] Please provide handing information as this lock is handed.



XTRX-L-303
ANSI Grade 1
Electrified Motorized
Cylindrical Lock
Lever Trim

XTRX-L-303		Descriptions	FINISH US32D
XTRX-L-303	Electrified Motor units 10-30VDC, all motorized units are field adjustable for Fail Safe or Fail Secure with 3-Point Ligature Resistant Lever Trim		1,062.00



XMRX-A-303
ANSI Grade 1
Electrified Motorized
Mortise Lock

XMRX-A-303		Descriptions	FINISH US32D
XMRX-A-303RD	Electrified Motor units 10-30VDC, all motorized units are field adjustable for Fail Safe or Fail Secure with 5-Point Ligature Resistant Arch Trim		1,775.00



XMRX-L-303
ANSI Grade 1
Electrified Motorized
Mortise Lock

XMRX-L-303		Descriptions	FINISH US32D
XMRX-S-L-303	Electrified Motor units 10-30VDC, all motorized units are field adjustable for Fail Safe or Fail Secure with 3-Point Ligature Resistant Lever Sectional Lever Trim		1,775.00
XMRX-E-L-303	Electrified Motor units 10-30VDC, all motorized units are field adjustable for Fail Safe or Fail Secure with 3-Point Ligature Resistant Lever Escutcheon Lever Trim		1,875.00



XMRX-K-303
ANSI Grade 1
Electrified Motorized
Mortise Lock

XMRX-K-303		Descriptions	FINISH US32D
XMRX-S-K-303	Electrified Motor units 10-30VDC, all motorized units are field adjustable for Fail Safe or Fail Secure with 3-Point Ligature Resistant Sectional Knob Trim		1,775.00
XMRX-E-K-303	Electrified Motor units 10-30VDC, all motorized units are field adjustable for Fail Safe or Fail Secure with 3-Point Ligature Resistant Escutcheon Knob Trim		1,875.00

[1] All locks comes with 6-pin Schlage C keyway standard cylinder.

[2] Small Format IC housing is available. For Mortise lock: Schlage, Sargent, Corbin, Yale LFIC Housing are available at additional charge.

[3] Prices subject to change without notice. ** Schlage is a registered trademark of Schlage Lock.

[4] The Arch trim is not field reversible. [5] Please provide handing information as this lock is handed.

LATCH BOLT

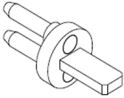

TS Product #	Description	630
LA-1-630	Grade 1 Cylindrical Latch Bolt 2-3/4" Backset for CRXA/TRXL F-84, F-86, F-87, F-109, F-81	60.00
LA-2-630	Grade 1 Cylindrical Spring Latch for CRXA/TRXL F75, F76	60.00
LA-15	Grade 1 Cylindrical 5" Backset Extension for CRXA/TRXL	36.00
CF-3-3/4 Extension-76	Grade 1 Cylindrical 3-3/4" Backset Extension, For F-76	60.00
CF-3-3/4 Extension-81	Grade 1 Cylindrical 3-3/4" Backset Extension, For F-75, F-81, F-84, F-86	60.00

MRXL TRIM


TS Product #	Description	630
RXL AS58000-IV	Ligature Resistant Trim for MRXL, one side	222.00

MRXL SPRING & NUT

TS Product #	Description	630
RXL S58640	MRXL Torsion Spring	8.00
RXL S58617	MRXL RXL 5/8-18" Nut	9.00

TAIL PIECE


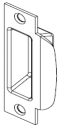
TS Product #	Description	630
TRXL AS8330-6	Tail Piece for TRXL 6-Pin Small Format IC	14.00
TRXL AS8330-7	Tail Piece for TRXL 7-Pin Small Format IC	14.00
CYL-113	Tail Piece for CRXA/TRXL Less Cylinder, Fit Schlage/Corbin	12.00
CYL-113-S	Tail Piece for CRXA/TRXL Less Cylinder, Fit Sargent	12.00
CYL-113-MED	Tail Piece for CRXA/TRXL Less Cylinder, Fit Yale	12.00
CYL 95733-DL	Tail Piece for CRXA Schlage Large Format IC	14.00

SPACER

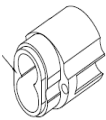
TS Product #	Description	630
CRXA S375	CRXA 1-3/8 Spacer	124.00
TRXL S8313-SPACER	TRXL Spacer for 1-3/8" DT	124.00
CRXK S87313 Spacer	CRXK Spacer for 1-3/8" DT	124.00

MRXA UNDERPLATE

TS Product #	Description	630
TF P021-IS	MRXA Inside Underplate	170.00
TF P021-OS	MRXA Outside Underplate	170.00

LIGATURE RESISTANT STRIKE


TS Product #	Description	630
TS 8737-POCKETED-630	MRXA Special ASA pocket Ligature Resistant Strike (Optional).	115.00

CRXA HOUSING


TS Product #	Description	619/630
CRXA A20-619	CRXA SFIC Housing Assy, 619 Finish, Tailpiece Included	146.00
CRXA A21	CRXA Corbin LFIC Housing Assy, 630 Finish, Tailpiece Included	146.00
CRXA A24	CRXA Yale LFIC Housing Assy, 630 Finish, Tailpiece Included	146.00
CRXA A26	CRXA Sargent LFIC Housing Assy, 619 Finish, Tailpiece Included	146.00
CRXA 48	CRXA Schlage LFIC Housing Assy, 619 Finish, Tailpiece Included	146.00

CYLINDERS & KEYING
Cylinders


TS Product #	Description	605,606,625,626	630	622
4036SC	1-1/4" Mortise Cylinder, Schlage C Keyway	\$36.00	\$42.00	\$42.00
4046SC	1-3/8" Mortise Cylinder, Schlage C Keyway	\$44.00	\$44.00	-
4056SC	1-1/2" Mortise Cylinder, Schlage C Keyway	\$44.00	-	-
4066SC	1-5/8" Mortise Cylinder, Schlage C Keyway	\$59.00	-	-

IC Housing


TS Product #	Description	605,606,625,626	622
4036I	1-1/4" IC Mortise Housing (Less Core), 6 pin, Small Format	\$36.00	\$40.00
4046I	1-3/8" IC Mortise Housing (Less Core), 7 pin, Small Format	\$49.00	\$49.00
4056I	1-1/2" IC Mortise Housing (Less Core), 7 pin, Small Format	\$50.00	\$50.00
4066I	1-5/8" IC Mortise Housing (Less Core), 7 pin, Small Format	\$56.00	\$56.00
5056I	1-1/2" Mortise Housing (Less Core), Schlage Large Format	\$69.00	-

IC Core


TS Product #	Description	606	626
TS2 6000 (IC6)	6 Pin IC Core, Best Keyway (uncombined), Small Format	\$38.00	\$38.00
TS2 7000 (IC7)	7 Pin IC Core, Best Keyway (uncombined), Small Format	\$46.00	\$46.00
TS1LFCSC26DB1	6 Pin SLFC Schlage Large Format	-	\$82.00

Rim Cylinders


TS Product #	Description	626	630
TS1 4026-RIMSC	1-1/8" Rim Cylinder, Schlage C Keyway	\$69.00	-
TS1 ICR6	1/1/2" IC Rim Housing (Less Core), 6 Pin, Small Format	\$69.00	-
TS1 ICR7	1/1/2" IC Rim Housing (Less Core), 7 Pin, Small Format	\$69.00	\$69.00
TS1 ICSR6	1/1/2" IC Rim Housing, 6 Pin, Large Format	\$69.00	-

Cylinder Parts


TS Product #	Description	605,606,626,629,630	612,622	No Finish
TS Cam	TS Standard Butterfly Cam		n/a	\$8.00
S8333	Cylinder Ring - for 1-1/4" Cylinder	\$26.00	-	n/a
S8233	Cylinder Ring - for 1-3/8" to 1-1/2" Cylinder	\$26.00	\$29.00	n/a
S8239	Cylinder Ring - for 1-1/2" to 1-5/8" Cylinder	\$26.00	-	n/a
S8234	Cylinder Ring - for 1-1/4" Cylinder	\$26.00	-	n/a

Note: Please consult factory for availability of other types of cams.

Models with no pricing might be available upon request. Please contact factory about availability.

Status Indicators


MSG AE55012



TS Product #	Description	626	630
MSG AE55012-OC	SI2 Indicator Assy. Sect, Outside Cylinder, "V/O" Msg, Cylinder not included	\$112.00	\$112.00
MSG AE55012-OT	SI1 Indicator Assy. SECT,OT, Outside Emergency Release "V/O" Msg	\$112.00	\$112.00
MSG AE87012-IC	SI3 Indicator Assy. ESCN, Inside Cylinder, "V/O" Msg, Cylinder not included	\$112.00	\$112.00
MSG AE87012-OC	SI3 Indicator Assy. ESCN, Outside Cylinder, "V/O" Msg, Cylinder not included	\$112.00	\$112.00
MSG AE87012-OT	SI3 Indicator Assy. ESCN, OT, Outside Emergency Release., "V/O" Msg	\$112.00	\$112.00
MSG AE87212-IC	SI3 Indicator Assy. ESCN, Inside Cylinder, "Locked /Unlocked," Cylinder not included	\$124.00	\$124.00

MSG AE87012 MSG AE87212

(1) All standard cylinder except 1-5/8" comes with 6-pin Schlage C keyway only. 7 pin Schlage C keyway available for 1-5/8" cylinder in 26D finish. (2) I.C. Core fits Falcon and Best I.C. cylinder. Keyways available: Best A-H,J-M, Q.3) GGMMK, GMK & MK available at additional charge. (5) Prices based on F.O.B. City of Industry, CA. (6) Prices subject to change without notice. ** Schlage, Falcon and Best are registered trademarks of their respective owners.

KEYING

Commercial Keying Charges

TS Product #	Description	
TLBR100	KA - Keyed Alike	\$24.00
TLBR200	MK - Master Keying	\$24.00
TLBR300	Cut Key Charge	\$9.00
TLBR400	Key Stamping Charge	\$6.00

Key **NOT** included
 Master Key **NOT** included.

Interchangeable Core Keying Charges

TS Product #	Description	
TLBR600	IC Keying Charge	\$31.00
TLBR300	Cut Key Charge	\$12.00
TLBR400	Key Stamping Charge	\$6.00

Key **NOT** included
 Master Key or Control **NOT** included.

Residential Keying Charges

TS Product #	Description	
TLBR100RES	Key Alike Charge Residential	\$24.00
TLBR200RES	Master Key Charge Residential	\$24.00
TLBR300RES	Cut Key Charge Residential	\$9.00
TLBR400RES	Stamping Charge Residential	\$6.00
TLBR500RES	Construction Key Charge Residential	\$24.00

HIGH SECURITY CYLINDERS & KEYING
High Security SFIC Core
LIST PRICES


TS Product #	Description	US26D (626)
TS11 7870-0B	High Security SFIC Core, 7 Pin, 0-Bitted	\$87.00

High Security Mortise Cylinders
LIST PRICES


TS Product #	Description	US3 (605)	US26D (626)
TS11 9830-0B	1-3/8" High Security Mortise Cylinder, 6 Pin, 0-Bitted	\$99.00	\$99.00
TS11 9840-0B	1-1/2" High Security Mortise Cylinder, 6 Pin, 0-Bitted	\$99.00	\$99.00
TS11 9860-0B	1-3/4" High Security Mortise Cylinder, 6 Pin, 0-Bitted	\$99.00	\$99.00

High Security SFIC Housings


TS Product #	Description	US26D (626)
TS11 7831	High Security SFIC Housing, 1-1/2"	\$99.00

TS Product #	Description	US26D (626)
TS11 7820	HIGH SECURITY SFIC RIM HOUSING	\$99.00

High Security Key-In-Knob/Lever (KIK / KIL) Cylinders


TS Product #	Description	US26D (626)
TS11 8860-626	High Security KIL Cylinder, 0 Bitted	\$278.00

Side Pin
NET PRICES
(No discount allowed)

TS Product #	Description	No Finish
TS11 5810	Side Pin #1 for High Security Mortise Cylinder	\$16.00 / 10pcs
TS11 5830	Side Pin #3 for High Security Mortise Cylinder	\$16.00 / 10pcs
TS11 5871	Side Pin #1 for High Security SFIC Core	\$16.00 / 10pcs
TS11 5873	Side Pin #3 for High Security SFIC Core	\$16.00 / 10pcs

Blank Key
NET PRICES
(No discount allowed)

TS Product #	Description	No Finish
TS11 6810	High Security Key Blank, 6 Pin, Square Bow	\$7.00
TS11 6820	High Security Key Blank for SFIC, 7 Pin, Square Bow	\$7.00

High Security Cylinder Keying Charges
NET PRICES
(No discount allowed)

TS Product #	Description	
KA	KA - Keyed Alike	\$7.00/cylinder
MK	MK - Master Keying	\$9.00/cylinder
GMK	GMK - Gran Master Keying	\$9.00/cylinder
CMK	CMK - Construction Master keying	\$9.00/cylinder
Key Stamping	Key Stamping	\$1.30/key
DND	Do Not Duplicate	\$1.30/key
Extra Cut Key	Extra Cut Key	\$4.20/key

 Master Key **NOT** included.

(1) Prices based on F.O.B. City of Industry, CA. (2) Prices subject to change without notice.

CLOSERS



TDC70 - Standard Duty Commercial Closer

TS Product #	Description	625 (BC)	689 (AL), 695 (DU)
TDC 70	Standard Arm Tri-Packed	\$276.00	\$166.00
TDC 70-DA	Delay Action - Standard Arm	n/a	\$175.00
TDC 70-HOA	Friction Hold Open Arm	n/a	\$222.00
TDC 70-CUSH	CUSH Parallel Arm	n/a	\$238.00
TDC 70-HCUSH	Hold Open CUSH Parallel Arm	n/a	\$249.00
TDC 70-T	Non-Hold Open Slide Track Arm	n/a	\$268.00
TDC 70-BF	Standard Arm Tri-Packed, BF (suffix) - Barrier Free Spring Size 1 - 4	n/a	\$166.00
TDC 70-BF-CUSH-AL	CUSH Parallel Arm, BF (suffix) - Barrier Free Spring Size 1 - 4	n/a	\$238.00

(6 units x case)



TDC90 - Lite Duty Commercial Closer

TS Product #	Description	689 (AL), 695 (DU)
TDC 90	Standard Arm Tri-Packed	\$139.00
TDC 90-BF	Standard Arm Tri-Packed, BF (suffix) - Barrier Free Spring Size 1 - 4	\$139.00

(10 units x case)



TDC50 - Economy Duty Commercial Closer

TS Product #	Description	689 (AL), 695 (DU)
TDC 53	Standard Arm Tri-Packed	\$112.00
TDC 54	Standard Arm Tri-Packed	\$121.00

(10 units x case)



TDC40 - Heavy Duty Commercial Closer

TS Product #	Description	696 (SB)	693 (BLK)	689 (AL), 695 (DU)
TDC 40	Standard Arm Tri-Packed	\$363.00	\$293.00	\$293.00
TDC 40-DA	Delay Action - Standard Arm	n/a	n/a	\$302.00
TDC 40-HOA	Friction Hold Open Arm	\$444.00	\$362.00	\$362.00
TDC 40-CUSH	CUSH Parallel Arm	\$451.00	\$369.00	\$369.00
TDC 40-HCUSH	Hold Open CUSH Parallel Arm	n/a	\$379.00	\$379.00
TDC 40-EDA	With Extra Duty Arm *ALUMINUM only	n/a	n/a	\$315.00
TDC 40-T	With Track Arm	n/a	\$415.00	\$415.00

(4 units x case) (CUSH & HCUSH closers are 3 units x case)



TDC85 - Heavy Duty Commercial Closer

TS Product #	Description	696 (SB)	693 (BLK)	689 (AL), 695 (DU)
TDC 85	Adjustable - Standard Arm Tri-Packed	\$227.00	\$174.00	\$174.00
TDC 85-DA	Delay Action - Standard Arm	n/a	n/a	\$186.00
TDC 85-HOA	Friction Hold Open Arm	n/a	\$230.00	\$230.00
TDC 85-CUSH	CUSH Parallel Arm	n/a	\$239.00	\$239.00
TDC 85-HCUSH	Hold Open CUSH Parallel Arm	n/a	\$257.00	\$257.00
TDC 85-T	With Track Arm and Stop	n/a	\$257.00	\$257.00

(6 units x case)

CLOSER ARMS
TDC ARM- Commercial Closer Arm

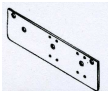

TS Product #	Description	689 (AL), 695 (DU)
TDC ARM-01	Friction Hold Open Arm (for TDC70)	\$84.00
TDC ARM-01-40	Friction Hold Open Arm (for TDC40)	\$97.00
TDC ARM-01-85	Friction Hold Open Arm (for TDC85)	\$84.00
TDC ARM-02	Cush Parallel Arm (for TDC70)	\$88.00
TDC ARM-02-40	Cush Parallel Arm (for TDC 40)	\$101.00
TDC ARM-02-85	Cush Parallel Arm (for TDC 85)	\$88.00
TDC ARM-03	Cush-N-Stop Armset (for TDC70)	\$91.00
TDC ARM-03-40	Cush-N-Stop Armset (for TDC 40)	\$105.00
TDC ARM-03-85	Cush-N-Stop Armset (for TDC 85)	\$91.00
TDC ARM-04	Track Armset (Only for TDC70 & TDC85, not TDC40)	\$106.00
TDC ARM-04-4	EDA Arm (for TDC 40) *ALUMINUM only	\$122.00
TDC BLADE-40	Door Closer Blade for all models, For TDC-40 Only	\$40.00
TDC BLADE-85	Door Closer Blade for all models, For TDC-70/85/90/53/54	\$35.00
TDC 40-AL Cover	Cover only for TDC-40-AL	\$62.00
TDC 70-AL Cover	Cover only for TDC-70-AL	\$47.00



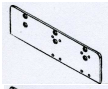
TDC ARM-02

TDC ARM-03

TDC ARM-04

CLOSER PLATES

TPDC - Mounting Plates & TDC - Drop Plates

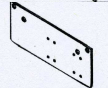
718



718G



718TJ



718PA

TS Product #	Description	689 (AL), 695 (DU)
TPDC-718	Drop Plate (where top rail less than 3 3/4") (for TDC40)	\$43.00
TPDC-718G	Top Jamb Drop Plate (requires 1 3/4" minimum head frame) (for TDC 40)	\$43.00
TPDC-718TJ	Top Jamb Drop Plate (where face is less than 3 1/2") (for TDC 40)	\$43.00
TPDC-718PA	Parallel Arm Mounting Plate (for TDC 40)	\$43.00
TDC 70-DP	Drop Plate (for pull side, where mounting surface height is less than 3-1-2")	\$38.00
TDC 70-DPPA	Drop Plate (for push side parallel arm, mounting surface height is less than 4-3/4")	\$42.00
TDC 85-DP	Drop Plate (for mounting surface when clearance or mounting surface dimensions are limited)	\$38.00
TDC 85-DPPA	Drop Plate (for parallel arm installation where a narrow top rail prevents direct mounting)	\$42.00
TDC 90-NDP	Drop Plate for TDC 90, for Top Jamb and standard	\$42.00

BAA DOOR CLOSERS (MEET BUY AMERICAN ACT)

TDC70-BAA - Standard Duty Commercial Closer

TS Product #	Description	AL
TDC70-BAA	Standard Arm Tri-Packed	\$242.00
TDC70HOA-BAA	Friction Hold Open Arm	\$312.00
TDC70CUSH-BAA	CUSH Parallel Arm	\$335.00
TDC70HCUSH-BAA	Hold Open CUSH Parallel Arm	\$362.00

BF (suffix) - Barrier Free Spring Size 1 - 4
 (6 units x case)


TDC40-BAA - Heavy Duty Commercial Closer

TS Product #	Description	AL
TDC40-BAA	Standard Arm Tri-Packed	\$358.00
TDC40DA-BAA	Delay Action - Standard Arm	\$372.00
TDC40HOA-BAA	Friction Hold Open Arm	\$429.00
TDC40CUSH-BAA	CUSH Parallel Arm	\$450.00
TDC40HCUSH-BAA	Hold Open CUSH Parallel Arm	\$478.00

(4 units x case) (CUSH & HCUSH closers are 3 units per case)


TDC85-BAA - Heavy Duty Commercial Closer

TS Product #	Description	AL
TDC85-BAA	Adjustable - Standard Arm Tri-Packed	\$255.00
TDC85HOA-BAA	Friction Hold Open Arm	\$326.00
TDC85CUSH-BAA	CUSH Parallel Arm	\$349.00
TDC85HCUSH-BAA	Hold Open CUSH Parallel Arm	\$375.00

(6 units x case)

Grade 1 Exit Devices 9700 Series



ED9700 - RIM EXIT DEVICE



EF9700 - RIM FIRE EXIT DEVICE



ED9775 - MORTISE EXIT DEVICE



EF9775 - MORTISE FIRE EXIT DEVICE



ED9757 - THREE POINT EXIT DEVICE



EF9757 - THREE POINT FIRE EXIT DEVICE

TS Product #	Description	605	606	695	630
ED9700-36	Rim Type Exit Device for Door 36"	1187.00	1216.00	903.00	864.00
EF9700-36	Rim Type Fire Exit Device for Door 36"	1250.00	1279.00	965.00	925.00
ED9700-48	Rim Type Exit Device for Door 48"	1266.00	1295.00	981.00	942.00
EF9700-48	Rim Type Fire Exit Device for Door 48"	1328.00	1357.00	1044.00	1004.00
ED9775-36	Mortise Type Exit Device for Door 36"	1522.00	1551.00	1238.00	1198.00
EF9775-36	Mortise Type Fire Exit Device for Door 36"	1584.00	1614.00	1299.00	1260.00
ED9775-48	Mortise Type Exit Device for Door 48"	1601.00	1629.00	1316.00	1278.00
EF9775-48	Mortise Type Fire Exit Device for Door 48"	1663.00	1692.00	1378.00	1339.00
ED9757-2884	Three Point Type Exit Device for Door 28"x84"	1851.00	1901.00	1444.00	1393.00
EF9757-2884	Three Point Type Fire Exit Device for Door 28"x84"	1924.00	1975.00	1519.00	1468.00
ED9757-2896	Three Point Type Exit Device for Door 28"x96"	1875.00	1924.00	1467.00	1417.00
EF9757-2896	Three Point Type Fire Exit Device for Door 28"x96"	1947.00	1998.00	1542.00	1492.00
ED9757-3684	Three Point Type Exit Device for Door 36"x84"	1785.00	1835.00	1380.00	1329.00
EF9757-3684	Three Point Type Fire Exit Device for Door 36"x84"	1860.00	1910.00	1454.00	1402.00
ED9757-3696	Three Point Type Exit Device for Door 36"x96"	1809.00	1859.00	1402.00	1352.00
EF9757-3696	Three Point Type Fire Exit Device for Door 36"x96"	1884.00	1934.00	1477.00	1426.00
ED9757-4884	Three Point Type Exit Device for Door 48"x84"	1865.00	1915.00	1458.00	1408.00
EF9757-4884	Three Point Type Fire Exit Device for Door 48"x84"	1938.00	1990.00	1532.00	1482.00
ED9757-4896	Three Point Type Exit Device for Door 48"x96"	1887.00	1938.00	1481.00	1430.00
EF9757-4896	Three Point Type Fire Exit Device for Door 48"x96"	1962.00	2012.00	1556.00	1505.00
TS Product #	Description	605	606	695	630
ED9700-36-ELR	Rim Type Exit Device for Door 36", Electrified Latch Retraction	2292.00	2321.00	2008.00	1968.00
EF9700-36-ELR	Rim Type Fire Exit Device for Door 36", Electrified Latch Retraction	2354.00	2383.00	2069.00	2030.00
ED9700-48-ELR	Rim Type Exit Device for Door 48", Electrified Latch Retraction	2371.00	2400.00	2086.00	2046.00
EF9700-48-ELR	Rim Type Fire Exit Device for Door 48", Electrified Latch Retraction	2432.00	2461.00	2148.00	2109.00
TS Product #	Description	605	606	695	630
ED9700-36-ELR-REX	Rim Type Exit Device for Door 36", Electrified Latch Retraction+REX	2458.00	2487.00	2174.00	2135.00
EF9700-36-ELR-REX	Rim Type Fire Exit Device for Door 36", Electrified Latch Retraction+REX	2520.00	2550.00	2235.00	2196.00
ED9700-48-ELR-REX	Rim Type Exit Device for Door 48", Electrified Latch Retraction+REX	2537.00	2566.00	2252.00	2213.00
EF9700-48-ELR-REX	Rim Type Fire Exit Device for Door 48", Electrified Latch Retraction+REX	2598.00	2628.00	2314.00	2275.00

Grade 1 Exit Devices 9700 Series



ED9727 - SVR EXIT DEVICE



EF9727 - SVR FIRE EXIT DEVICE



ED9747 - CVR EXIT DEVICE



EF9747 - CVR FIRE EXIT DEVICE



ED9727LBR - LESS BOTTOM ROD EXIT DEVICE



EF9727LBR - LESS BOTTOM ROD FIRE EXIT DEVICE

TS Product #	Description	605	606	695	630
ED9727-3684	Surface V/R Type Exit Device for Door 36"X84"	1566.00	1623.00	1159.00	1108.00
EF9727-3684	Surface V/R Type Fire Exit Device for Door 36"X84"	1641.00	1698.00	1233.00	1183.00
ED9727-3696	Surface V/R Type Exit Device for Door 36"X96"	1589.00	1646.00	1182.00	1131.00
EF9727-3696	Surface V/R Type Fire Exit Device for Door 36"X96"	1662.00	1720.00	1257.00	1206.00
ED9727-4884	Surface V/R Type Exit Device for Door 48"X84"	1644.00	1701.00	1238.00	1187.00
EF9727-4884	Surface V/R Type Fire Exit Device for Door 48"X84"	1719.00	1776.00	1313.00	1261.00
ED9727-4896	Surface V/R Type Exit Device for Door 48"X96"	1667.00	1725.00	1261.00	1211.00
EF9727-4896	Surface V/R Type Fire Exit Device for Door 48"X96"	1741.00	1800.00	1335.00	1285.00
ED9747-3684	Concealed V/R Type Exit Device for Door 36"X84"	1618.00	1646.00	1211.00	1160.00
EF9747-3684	Concealed V/R Type Fire Exit Device for Door 36"X84"	1692.00	1721.00	1286.00	1235.00
ED9747-3696	Concealed V/R Type Exit Device for Door 36"X96"	1641.00	1670.00	1234.00	1184.00
EF9747-3696	Concealed V/R Type Fire Exit Device for Door 36"X96"	1715.00	1745.00	1309.00	1259.00
ED9747-4884	Concealed V/R Type Exit Device for Door 48"X84"	1697.00	1725.00	1290.00	1239.00
EF9747-4884	Concealed V/R Type Fire Exit Device for Door 48"X84"	1772.00	1800.00	1364.00	1314.00
ED9747-4896	Concealed V/R Type Exit Device for Door 48"X96"	1720.00	1748.00	1313.00	1262.00
EF9747-4896	Concealed V/R Type Fire Exit Device for Door 48"X96"	1793.00	1823.00	1388.00	1337.00
ED9727-3684-LBR	Less Bottom Rod Type Exit Device for Door 36"x84"	1566.00	1623.00	1159.00	1108.00
EF9727-3684-LBR	Less Bottom Rod Type Fire Exit Device for Door 36"x84"	1646.00	1703.00	1240.00	1189.00
ED9727-3696-LBR	Less Bottom Rod Type Exit Device for Door 36"x96"	1589.00	1646.00	1182.00	1131.00
EF9727-3696-LBR	Less Bottom Rod Type Fire Exit Device for Door 36"x96"	1670.00	1727.00	1263.00	1213.00
ED9727-4884-LBR	Less Bottom Rod Type Exit Device for Door 48"x84"	1644.00	1701.00	1238.00	1187.00
EF9727-4884-LBR	Less Bottom Rod Type Fire Exit Device for Door 48"x84"	1726.00	1783.00	1318.00	1268.00
ED9727-4896-LBR	Less Bottom Rod Type Exit Device for Door 48"x96"	1667.00	1725.00	1261.00	1211.00
EF9727-4896-LBR	Less Bottom Rod Type Fire Exit Device for Door 48"x96"	1748.00	1806.00	1342.00	1291.00

Grade 1 NARROW STILE Exit Devices 3700 Series



ED3700 - NARROW STILE RIM EXIT DEVICE



EF3700 - NARROW STILE RIM FIRE EXIT DEVICE



ED3775 - NARROW STILE MORTISE EXIT DEVICE



EF3775 - NARROW STILE MORTISE FIRE EXIT DEVICE

TS Product #	Description	605	606	695	630
ED3700-36	Narrow Stile Rim Type for Door 36"	1230.00	1287.00	945.00	905.00
EF3700-36	Narrow Stile Rim Type Fire for Door 36"	1291.00	1348.00	1007.00	968.00
ED3700-48	Narrow Stile Rim Type for Door 48"	1308.00	1365.00	1024.00	983.00
EF3700-48	Narrow Stile Rim Type Fire for Door 48"	1370.00	1427.00	1085.00	1046.00
ED3775-36	Narrow Stile Mortise Type for Door 36"	1564.00	1594.00	1280.00	1240.00
EF3775-36	Narrow Stile Mortise Type Fire for Door 36"	1626.00	1655.00	1342.00	1302.00
ED3775-48	Narrow Stile Mortise Type for Door 48"	1644.00	1672.00	1358.00	1319.00
EF3775-48	Narrow Stile Mortise Type Fire for Door 48"	1706.00	1734.00	1420.00	1382.00

Grade 1 NARROW STILE Exit Devices 3700 Series



ED3727 - NARROW STILE SVR EXIT DEVICE



EF3727 - NARROW STILE SVR FIRE EXIT DEVICE



ED3747 - NARROW STILE CVR EXIT DEVICE



EF3747 - NARROW STILE CVR FIRE EXIT DEVICE



ED3727LBR - NARROW STILE LESS BOTTOM ROD EXIT DEVICE



EF3727LBR - NARROW STILE LESS BOTTOM ROD FIRE EXIT DEVICE

TS Product #	Description	605	606	695	630
ED3727-3684	Narrow Stile Surface V/R Type for Door 36"X84"	1607.00	1664.00	1201.00	1150.00
EF3727-3684	Narrow Stile Surface V/R Type Fire for Door 36"X84"	1681.00	1738.00	1276.00	1225.00
ED3727-3696	Narrow Stile Surface V/R Type for Door 36"X96"	1631.00	1688.00	1224.00	1174.00
EF3727-3696	Narrow Stile Surface V/R Type Fire for Door 36"X96"	1704.00	1762.00	1298.00	1248.00
ED3727-4884	Narrow Stile Surface V/R Type for Door 48"X84"	1685.00	1744.00	1280.00	1229.00
EF3727-4884	Narrow Stile Surface V/R Type Fire for Door 48"X84"	1760.00	1818.00	1354.00	1304.00
ED3727-4896	Narrow Stile Surface V/R Type for Door 48"X96"	1709.00	1766.00	1304.00	1252.00
EF3727-4896	Narrow Stile Surface V/R Type Fire for Door 48"X96"	1784.00	1841.00	1376.00	1326.00
ED3747-3684	Narrow Stile Concealed V/R Type for Door 36"X84"	1659.00	1688.00	1253.00	1203.00
EF3747-3684	Narrow Stile Concealed V/R Type Fire for Door 36"X84"	1734.00	1763.00	1328.00	1278.00
ED3747-3696	Narrow Stile Concealed V/R Type for Door 36"X96"	1682.00	1711.00	1277.00	1226.00
EF3747-3696	Narrow Stile Concealed V/R Type Fire for Door 36"X96"	1757.00	1786.00	1351.00	1299.00
ED3747-4884	Narrow Stile Concealed V/R Type for Door 48"X84"	1738.00	1766.00	1332.00	1281.00
EF3747-4884	Narrow Stile Concealed V/R Type Fire for Door 48"X84"	1812.00	1841.00	1407.00	1356.00
ED3747-4896	Narrow Stile Concealed V/R Type for Door 48"X96"	1762.00	1790.00	1355.00	1305.00
EF3747-4896	Narrow Stile Concealed V/R Type Fire for Door 48"X96"	1835.00	1865.00	1429.00	1380.00
ED3727-3684-LBR	Narrow Stile Less Bottom Rod Type for Door 36"X84"	1607.00	1664.00	1201.00	1150.00
EF3727-3684-LBR	Narrow Stile Less Bottom Rod Type Fire for Door 36"X84"	1688.00	1746.00	1282.00	1232.00
ED3727-3696-LBR	Narrow Stile Less Bottom Rod Type for Door 36"X96"	1631.00	1688.00	1224.00	1174.00
EF3727-3696-LBR	Narrow Stile Less Bottom Rod Type Fire for Door 36"X96"	1711.00	1768.00	1306.00	1254.00
ED3727-4884-LBR	Narrow Stile Less Bottom Rod Type for Door 48"X84"	1685.00	1744.00	1280.00	1229.00
EF3727-4884-LBR	Narrow Stile Less Bottom Rod Type Fire for Door 48"X84"	1766.00	1824.00	1361.00	1310.00
ED3727-4896-LBR	Narrow Stile Less Bottom Rod Type for Door 48"X96"	1709.00	1766.00	1304.00	1252.00
EF3727-4896-LBR	Narrow Stile Less Bottom Rod Type Fire for Door 48"X96"	1790.00	1848.00	1384.00	1334.00

Grade 1 Exit Devices 8900 Series



ED8900 - RIM EXIT DEVICE



EF8900 - RIM FIRE EXIT DEVICE



ED8927 - SVR EXIT DEVICE



EF8927 - SVR FIRE EXIT DEVICE



ED8927LBR - LESS BOTTOM
ROD EXIT DEVICE



EF8927LBR - LESS BOTTOM
ROD FIRE EXIT DEVICE

TS Product #	Description	605	606	689	695	630
ED8900-36	Rim Type Exit Device for Door 36"	687.00	715.00	315.00	328.00	475.00
EF8900-36	Rim Type Fire Exit Device for Door 36"	731.00	759.00	359.00	373.00	519.00
ED8900-48	Rim Type Exit Device for Door 48"	767.00	795.00	396.00	410.00	556.00
EF8900-48	Rim Type Fire Exit Device for Door 48"	812.00	841.00	439.00	455.00	600.00
ED8927-3684	Surface V/R Type Exit Device for Door 36"x84"	1029.00	1086.00	515.00	540.00	720.00
EF8927-3684	Surface V/R Type Fire Exit Device for Door 36"x84"	1091.00	1149.00	578.00	603.00	783.00
ED8927-3696	Surface V/R Type Exit Device for Door 36"x96"	1053.00	1110.00	539.00	564.00	744.00
EF8927-3696	Surface V/R Type Fire Exit Device for Door 36"x96"	1114.00	1173.00	602.00	626.00	805.00
ED8927-4884	Surface V/R Type Exit Device for Door 48"x84"	1088.00	1146.00	574.00	597.00	777.00
EF8927-4884	Surface V/R Type Fire Exit Device for Door 48"x84"	1150.00	1207.00	636.00	661.00	841.00
ED8927-4896	Surface V/R Type Exit Device for Door 48"x96"	1110.00	1167.00	596.00	621.00	801.00
EF8927-4896	Surface V/R Type Fire Exit Device for Door 48"x96"	1174.00	1231.00	659.00	684.00	865.00
ED8927-3684-LBR	Less Bottom Rod Type Exit Device for Door 36"x84"	1029.00	1086.00	515.00	540.00	720.00
EF8927-3684-LBR	Less Bottom Rod Type Fire Exit Device for Door 36"x84"	1111.00	1168.00	596.00	621.00	801.00
ED8927-3696-LBR	Less Bottom Rod Type Exit Device for Door 36"x96"	1053.00	1110.00	539.00	564.00	744.00
EF8927-3696-LBR	Less Bottom Rod Type Fire Exit Device for Door 36"x96"	1133.00	1191.00	620.00	644.00	824.00
ED8927-4884-LBR	Less Bottom Rod Type Exit Device for Door 48"x84"	1088.00	1146.00	574.00	597.00	777.00
EF8927-4884-LBR	Less Bottom Rod Type Fire Exit Device for Door 48"x84"	1168.00	1226.00	655.00	680.00	860.00
ED8927-4896-LBR	Less Bottom Rod Type Exit Device for Door 48"x96"	1110.00	1167.00	596.00	621.00	801.00
EF8927-4896-LBR	Less Bottom Rod Type Fire Exit Device for Door 48"x96"	1192.00	1250.00	679.00	702.00	883.00

Grade 1 Exit Devices 8900 Series



ED8947 - CVR EXIT DEVICE



EF8947 - CVR FIRE EXIT DEVICE



ED8975 - MORTISE EXIT DEVICE



EF8975 - MORTISE FIRE EXIT DEVICE

TS Product #	Description	605	606	689	695	630
ED8947-3684	Concealed V/R Type Exit Device for Door 36"X84"	1568.00	1631.00	1004.00	1032.00	1230.00
EF8947-3684	Concealed V/R Type Fire Exit Device for Door 36"X84"	1636.00	1700.00	1073.00	1100.00	1297.00
ED8947-3696	Concealed V/R Type Exit Device for Door 36"X96"	1605.00	1669.00	1042.00	1070.00	1267.00
EF8947-3696	Concealed V/R Type Fire Exit Device for Door 36"X96"	1674.00	1737.00	1110.00	1137.00	1335.00
ED8947-4884	Concealed V/R Type Exit Device for Door 48"X84"	1632.00	1694.00	1068.00	1095.00	1292.00
EF8947-4884	Concealed V/R Type Fire Exit Device for Door 48"X84"	1700.00	1763.00	1136.00	1163.00	1361.00
ED8947-4896	Concealed V/R Type Exit Device for Door 48"X96"	1656.00	1720.00	1092.00	1121.00	1318.00
EF8947-4896	Concealed V/R Type Fire Exit Device for Door 48"X96"	1726.00	1788.00	1161.00	1188.00	1386.00
ED8975-36	Mortise Type Exit Device for Door 36"	1272.00	1304.00	865.00	879.00	1039.00
EF8975-36	Mortise Type Fire Exit Device for Door 36"	1320.00	1352.00	913.00	929.00	1089.00
ED8975-48	Mortise Type Exit Device for Door 48"	1361.00	1392.00	953.00	970.00	1129.00
EF8975-48	Mortise Type Fire Exit Device for Door 48"	1410.00	1441.00	1001.00	1018.00	1178.00

Accessories for Exit Devices

TS Product #	Description	606	695	689	630	No Finish
MLRK1-TS2	Electric Latch Retraction Kit for ED/EF97XX, ED/EF3700	-	-	-	-	1105.00
REX	REX Kit for ED/EF97XX, ED/EF3700	-	-	-	-	165.00
AK8-36	Alarm Kits for 8900 Series Panics 36"	354.00	282.00	282.00	282.00	-
AK8-48	Alarm Kits for 8900 Series Panics 48"	354.00	282.00	282.00	282.00	-
AK9-36	Alarm Kits for 9700 Series Panics 36"	354.00	298.00	-	298.00	-
AK9-48	Alarm Kits for 9700 Series Panics 48"	354.00	298.00	-	298.00	-
AK3-36	Alarm Kits for 3700 Series Panics 36"	354.00	298.00	-	298.00	-
AK3-48	Alarm Kits for 3700 Series Panics 48"	354.00	298.00	-	298.00	-

TS Product #	Description	630	No Finish
STK 600	Rim Device Strike (Standard for 89xx series)		40.00
STK 701	Rim Device Strike (Optional for 89xx series)		63.00
O-STK-710	Exit Device Rim Device Strike option for 3700, 8900 and 9700 series, double strike		38.00
STK 900	Rim Device Strike (Standard for 37xx, 97xx series), Exit Device		48.00
T-STK 720	Top Strike (standard for SVR, LBR & 3PT Exit Device)		28.00
T-STK 720C	Top Strike (standard for CVR Exit Device)		28.00
B-STK 730	Bottom strike (standard for SVR & 3PT Exit Device)		30.00
B-STK 730C	Bottom Strike (standard for CVR Exit Device)		30.00
B-STK 731	Bottom Strike (standard for SVR & 3PT Exit Device)		30.00
B-STK 732	Bottom Strike, Mortise in type optional for Exit Device		38.00
B-STK 733	Bottom Strike, Mortise, (Std for CVR, optional for other Exit Devices)		30.00
STK 905-630	Standard Strike Plate for Mortise Exit Device, 304 Stainless Steel, 630 + 2 x screw	26.00	-
FP 761	Filler Plate FP-761, for 9700, 8900 & 3700 ED		10.00
FP 760	Filler Plate FP-760 (For 9700, 8900 & 3700 ED)		10.00
SNB-1	Sex Nuts and Bolts (SNB) for 1-1/4" -2" (32-50.8mm) door thickness		10.00
SNB-2	Sex Nuts and Bolts (SNB) for 2" -2-1/4" (50.8-57mm) door thickness		Contact Factory

SHIM KITS

TS Product #	Description	630	DURO	No Finish
SK 750-950	Shim Kit 750-950 (for 600 and 900 Rim Strike)			10.00
SK 751	Shim Kit (751 (for 701 Rim Strike)			10.00
SK 952	Shim Kit 952 (For 710 Rim Strike)			10.00
GSK 6R	Glass Shim Kit GSK-6R, 1/8" (3mm) thickness, 8900 series Rim devices only			40.00
GSK 3R	Glass Shim Kit, GSK-3R, 1/8" (3mm) thickness, for			63.00
GSK 6V	Glass Shim Kit GSK-6V, 1/8" (3mm) thickness, for 8900 series SVR, LBR & 3			40.00
GSK 3V	Glass Shim Kit GSK-3V, 1/8" (3mm) thickness, for 9700 series SVR, LBR & 3PT devices			63.00
TS Product #	Description	630	DURO	No Finish
ED9700-36-SHIM	SLIDING SHIM, USE TO REMOVE DOGGING FUNCTION, FOR 36"	43		43.00
ED9700-48-SHIM	SLIDING SHIM, USE TO REMOVE DOGGING FUNCTION, FOR 48"	43		43.00

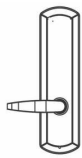
EXTENSION RODS

TS Product #	Description	689	626	No Finish
ETR-1	Extension Rod for SVR exit device, 12"	26	26	-
ETR-1C	Extension Rod for CVR exit device, 12"	-	-	36.00
ETR-2	Extension Rod for SVR exit device, 24"	40	40	-
ETR-2C	Extension Rod for CVR exit device, 24"	-	-	60.00

CYLINDER DOGGING KITS

TS Product #	Description	689	630
CD8-36	Cylinder Dogging for 8900 Series Panics 36"	126.00	126.00
CD8-48	Cylinder Dogging for 8900 Series Panics 48"	126.00	126.00
CD9-36	Cylinder Dogging for 9700 Series Panics 36"	-	185.00
CD9-48	Cylinder Dogging for 9700 Series Panics 48"	-	185.00
CD3-36	Cylinder Dogging for 3700 Series Panics 36"	-	185.00
CD3-48	Cylinder Dogging for 3700 Series Panics 48"	-	185.00

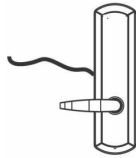
KES Mechanical/Electrified Kestros Escutcheon Lever TRIM for ED8900 & ED9700 Series Exit Devices



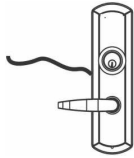
KES 902
KES 914



KES 903
KES 908



KES 914e



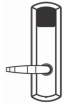
KES 909e

*Sentinel and Quest levers available. *Consult factory for other levers*

TS Product #	Description	606	622	626
KES-902R	Mechanical TRIM Exit Device, Dummy, for RIM Exit Device	193.00	193.00	184.00
KES-902C	Mechanical TRIM Exit Device, Dummy, for CVR Exit Device	307.00	307.00	250.00
KES-902S	Mechanical TRIM Exit Device, Dummy, for SVR Exit Device	193.00	193.00	184.00
KES-902M	Mechanical TRIM Exit Device, Dummy, for Mortise Exit Device	202.00	202.00	193.00
KES-903R	Mechanical TRIM Exit Device, F03 Night Latch - Key retracts latch, with Cylinder, for RIM Exit Device	431.00	431.00	422.00
KES-903C	Mechanical TRIM Exit Device, F03 Night Latch - Key retracts latch, with Cylinder, for CVR Exit Device	546.00	546.00	489.00
KES-903S	Mechanical TRIM Exit Device, F03 Night Latch - Key retracts latch, with Cylinder, for SVR Exit Device	431.00	431.00	422.00
KES-908R	Mechanical TRIM Exit Device, F08 Entrance - Key locks or unlocks, with Cylinder, for RIM Exit Device	403.00	403.00	393.00
KES-908C	Mechanical TRIM Exit Device, F08 Entrance - Key locks or unlocks, with Cylinder, for CVR Exit Device	518.00	518.00	461.00
KES-908S	Mechanical TRIM Exit Device, F08 Entrance - Key locks or unlocks, with Cylinder, for SVR Exit Device	403.00	403.00	393.00
KES-908M	Mechanical TRIM Exit Device, F08 Entrance - Key locks or unlocks, for Mortise Exit Device	403.00	403.00	393.00
KES-914R	Mechanical Trim Exit Device, F14 Passage - Lever Always Active, for RIM Exit Device	212.00	212.00	202.00
KES-914C	Mechanical Trim Exit Device, F14 Passage - Lever Always Active, for CVR Exit Device	326.00	326.00	269.00
KES-914S	Mechanical Trim Exit Device, F14 Passage - Lever Always Active, for SVR Exit Device	212.00	212.00	202.00
KES-914M	Mechanical Trim Exit Device, F14 Passage - Lever Always Active, for Mortise Exit Device	212.00	212.00	202.00
KES-909eR	Electrified TRIM Exit Device, -1- Fail Safe or -2- Fail Secure, With Key override (10-30 VDC), for RIM Exit Device	623.00	623.00	613.00
KES-909eC	Electrified TRIM Exit Device, -1- Fail Safe or -2- Fail Secure, With Key override (10-30 VDC), for CVR Exit Device	738.00	738.00	681.00
KES-909eS	Electrified TRIM Exit Device, -1- Fail Safe or -2- Fail Secure, With Key override (10-30 VDC), for SVR Exit Device	623.00	623.00	613.00
KES-909eM	Electrified TRIM Exit Device, -1- Fail Safe or -2- Fail Secure, With Key override (10-30 VDC), for Mortise Exit Device	623.00	623.00	613.00
KES-914eR	Electrified TRIM Exit Device, -1- Fail Safe or -2- Fail Secure, No Cylinder (10-30 VDC), for RIM Exit Device	450.00	450.00	440.00
KES-914eC	Electrified TRIM Exit Device, -1- Fail Safe or -2- Fail Secure, No Cylinder (10-30 VDC), for CVR Exit Device	566.00	566.00	509.00
KES-914eS	Electrified TRIM Exit Device, -1- Fail Safe or -2- Fail Secure, No Cylinder (10-30 VDC), for SVR Exit Device	450.00	450.00	440.00
KES-914eM	Electrified TRIM Exit Device, -1- Fail Safe or -2- Fail Secure, No Cylinder (10-30 VDC), for Mortise Exit Device	450.00	450.00	440.00

Cylinder functions available with Standard Schlage C Keyway, or Small Format 7 pin less core, or LFIC Schlage/Corbin Russwin less core, or L7 High Security Cylinder with TownSteel "L" Keyway

EKE Electronic Kestros Escutcheon Lever TRIM for ED8900 & ED9700 Series Exit Devices



EKE1A



EKE1B

Sentinel and Quest levers available. *Consult factory for other levers

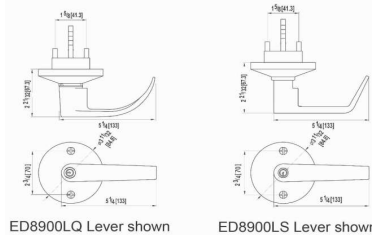
TS Product #	Description	606	622	626
NO CYLINDER				
EKE1A2R	2000 series, Metal keypad, Electronic TRIM Exit Device, Escutcheon with Lever, F13 Entrance by Combination, No Cylinder, for RIM Exit Device	613.00	613.00	604.00
EKE1A2C	2000 series, Metal keypad, Electronic TRIM Exit Device, Escutcheon with Lever, F13 Entrance by Combination, No Cylinder, for CVR Exit Device	727.00	727.00	670.00
EKE1A2S	2000 series, Metal keypad, Electronic TRIM Exit Device, Escutcheon with Lever, F13 Entrance by Combination, No Cylinder, for SVR Exit Device	814.00	814.00	785.00
EKE1A2M	2000 series, Metal keypad, Electronic TRIM Exit Device, Escutcheon with Lever, F13 Entrance by Combination, No Cylinder, for Mortise Exit Device	613.00	613.00	604.00
EKE1A5R-R	5000 series, Touch Keypad, RFID & Wi-Fi, Electronic TRIM Exit Device, Escutcheon with Lever, F13 Entrance by Combination, No Cylinder, for RIM Exit Device	670.00	670.00	661.00
EKE1A5R-C	5000 series, Touch Keypad, RFID & Wi-Fi, Electronic TRIM Exit Device, Escutcheon with Lever, F13 Entrance by Combination, No Cylinder, for CVR Exit Device	785.00	785.00	727.00
EKE1A5R-S	5000 series, Touch Keypad, RFID & Wi-Fi, Electronic TRIM Exit Device, Escutcheon with Lever, F13 Entrance by Combination, No Cylinder, for SVR Exit Device	871.00	871.00	842.00
EKE1A5R-M	5000 series, Touch Keypad, RFID & Wi-Fi, Electronic TRIM Exit Device, Escutcheon with Lever, F13 Entrance by Combination, No Cylinder, for Mortise Exit Device	670.00	670.00	661.00
EKE1A5B-R	5000 series, Touch Keypad, RFID & BLE, Electronic TRIM Exit Device, Escutcheon with Lever, F13 Entrance by Combination, No Cylinder, for RIM Exit Device	699.00	699.00	690.00
EKE1A5B-C	5000 series, Touch Keypad, RFID & BLE, Electronic TRIM Exit Device, Escutcheon with Lever, F13 Entrance by Combination, No Cylinder, for CVR Exit Device	814.00	814.00	757.00
EKE1A5B-S	5000 series, Touch Keypad, RFID & BLE, Electronic TRIM Exit Device, Escutcheon with Lever, F13 Entrance by Combination, No Cylinder, for SVR Exit Device	899.00	899.00	871.00
EKE1A5B-M	5000 series, Touch Keypad, RFID & BLE, Electronic TRIM Exit Device, Escutcheon with Lever, F13 Entrance by Combination, No Cylinder, for Mortise Exit Device	699.00	699.00	690.00
EKE1A6R	6000 series, RFID Technology, Electronic TRIM Exit Device, Escutcheon with Lever, F13 Entrance by Combination, No Cylinder, for RIM Exit Device	566.00	566.00	556.00
EKE1A6C	6000 series, RFID Technology, Electronic TRIM Exit Device, Escutcheon with Lever, F13 Entrance by Combination, No Cylinder, for CVR Exit Device	681.00	681.00	623.00
EKE1A6S	6000 series, RFID Technology, Electronic TRIM Exit Device, Escutcheon with Lever, F13 Entrance by Combination, No Cylinder, for SVR Exit Device	766.00	766.00	738.00
EKE1A6M	6000 series, RFID Technology, Electronic TRIM Exit Device, Escutcheon with Lever, F13 Entrance by Combination, No Cylinder, for Mortise Exit Device	566.00	566.00	556.00
EKE1B2R	2000 series, Metal keypad, Electronic TRIM Exit Device with Cylinder, Escutcheon with Lever F13 Entrance by Combination or Key, with Cylinder, for RIM Exit Device	785.00	785.00	775.00
EKE1B2C	2000 series, Metal keypad, Electronic TRIM Exit Device with Cylinder, Escutcheon with Lever F13 Entrance by Combination or Key, with Cylinder, for CVR Exit Device	899.00	899.00	842.00
EKE1B2S	2000 series, Metal keypad, Electronic TRIM Exit Device with Cylinder, Escutcheon with Lever F13 Entrance by Combination or Key, with Cylinder, for SVR Exit Device	986.00	986.00	957.00
EKE1B2M	2000 series, Metal keypad, Electronic TRIM Exit Device with Cylinder, Escutcheon with Lever F13 Entrance by Combination or Key, with Cylinder, for Mortise Exit Device	785.00	785.00	775.00
EKE1B5R-R	5000 series, Touch Keypad, RFID & Wi-Fi, Electronic TRIM Exit Device, Escutcheon with Lever, F13 Entrance by Combination or Key, with Cylinder, for RIM Exit Device	842.00	842.00	832.00
EKE1B5R-C	5000 series, Touch Keypad, RFID & Wi-Fi, Electronic TRIM Exit Device, Escutcheon with Lever, F13 Entrance by Combination or Key, with Cylinder, for CVR Exit Device	957.00	957.00	899.00
EKE1B5R-S	5000 series, Touch Keypad, RFID & Wi-Fi, Electronic TRIM Exit Device, Escutcheon with Lever, F13 Entrance by Combination or Key, with Cylinder, for SVR Exit Device	1044.00	1044.00	1016.00
EKE1B5R-M	5000 series, Touch Keypad, RFID & Wi-Fi, Electronic TRIM Exit Device, Escutcheon with Lever, F13 Entrance by Combination or Key, with Cylinder, for Mortise Exit Device	842.00	842.00	832.00
EKE1B5B-R	5000 series, Touch Keypad, RFID & BLE, Electronic TRIM Exit Device, Escutcheon with Lever, F13 Entrance by Combination or Key, with Cylinder, for RIM Exit Device	871.00	871.00	862.00
EKE1B5B-C	5000 series, Touch Keypad, RFID & BLE, Electronic TRIM Exit Device, Escutcheon with Lever, F13 Entrance by Combination or Key, with Cylinder, for CVR Exit Device	986.00	986.00	929.00
EKE1B5B-S	5000 series, Touch Keypad, RFID & BLE, Electronic TRIM Exit Device, Escutcheon with Lever, F13 Entrance by Combination or Key, with Cylinder, for SVR Exit Device	1073.00	1073.00	1044.00
EKE1B5B-M	5000 series, Touch Keypad, RFID & BLE, Electronic TRIM Exit Device, Escutcheon with Lever, F13 Entrance by Combination or Key, with Cylinder, for Mortise Exit Device	871.00	871.00	862.00
EKE1B6R	6000 series, RFID Technology, Electronic TRIM Exit Device with Cylinder, Escutcheon with Lever F13 Entrance by Combination or Key, with Cylinder, for RIM Exit Device	738.00	738.00	727.00
EKE1B6C	6000 series, RFID Technology, Electronic TRIM Exit Device with Cylinder, Escutcheon with Lever F13 Entrance by Combination or Key, with Cylinder, for CVR Exit Device	852.00	852.00	795.00
EKE1B6S	6000 series, RFID Technology, Electronic TRIM Exit Device with Cylinder, Escutcheon with Lever F13 Entrance by Combination or Key, with Cylinder, for SVR Exit Device	939.00	939.00	910.00
EKE1B6M	6000 series, RFID Technology, Electronic TRIM Exit Device with Cylinder, Escutcheon with Lever F13 Entrance by Combination or Key, with Cylinder, for Mortise Exit Device	738.00	738.00	727.00

Cylinder functions available with Standard Schlage C Keyway, or Small Format 7 pin less core, or LFIC Schlage/Corbin Russwin less core, or L7 High Security Cylinder with TownSteel "L" Keyway

ED8900 Series Mechanical Trims Sectional Lever Trims



**ED8900L - Sectional Lever Trim
For Rim, SVR, LBR & 3PT,
Mortise and CVR**




ED8900LQ Lever shown

ED8900LS Lever shown

TS Product #	Description	626	622
ED8900LQ-02-R	F02 Dummy, Pull when Dogged, Regular (Rim, SVR, LBR & 3 Point)	165.00	-
ED8900LQ-08-R-SC	F08 Entrance, Key Locks or Unlocks Latch Bolt, Regular (Rim, SVR, LBR & 3 Point), SC	173.00	-
ED8900LQ-09-R-SC	F09 Storeroom, Night Latch, Key Retracts Latch Bolt, Regular (Rim, SVR, LBR & 3 Point), SC	173.00	-
ED8900LQ-14-R	F14 Passage, Lever Operable, Regular (Rim, SVR, LBR & 3 Point)	165.00	-
ED8900LS-02-R	F02 Dummy, Pull when Dogged, Regular (Rim, SVR, LBR & 3 Point)	165.00	-
ED8900LS-08-R-SC	F08 Entrance, Key Locks or Unlocks Latch Bolt, Regular (Rim, SVR, LBR & 3 Point), SC	173.00	165.00
ED8900LS-09-R-SC	F09 Storeroom, Night Latch, Key Retracts Latch Bolt, Regular (Rim, SVR, LBR & 3 Point), SC	173.00	-
ED8900LS-14-R	F14 Passage, Lever Operable, Regular (Rim, SVR, LBR & 3 Point)	165.00	-
ED8900LQ-08-M-SC	F08 Entrance, Key Locks or Unlocks Latch Bolt, for Mortise Exit Device, SC Kwy	173.00	-
ED8900LQ-09-M-SC	F09 Storeroom, Night Latch, Key Retracts Latch Bolt, for Mortise Exit Device, SC Kwy	173.00	-
ED8900LQ-14-M	F14 Passage, Lever Operable, for Mortise Exit Device	165.00	-
ED8900LS-08-M-SC	F08 Entrance, Key Locks or Unlocks Latch Bolt, for Mortise Exit Device, SC Kwy	173.00	165.00
ED8900LS-09-M-SC	F09 Storeroom, Night Latch, Key Retracts Latch Bolt, for Mortise Exit Device, SC Kwy	173.00	-
ED8900LS-14-M	F14 Passage, Lever Operable, for Mortise Exit Device	165.00	-
ED8900LQ-08-C-SC	F08 Entrance, Key Locks or Unlocks Latch Bolt, for Concealed V/R Exit Device, SC Kwy	173.00	-
ED8900LQ-09-C-SC	F09 Storeroom, Night Latch, Key Retracts Latch Bolt, for Concealed V/R Exit Device, SC	173.00	-
ED8900LQ-14-C	F14 Passage, Lever Operable, for Concealed V/R Exit Device	165.00	-
ED8900LS-08-C-SC	F08 Entrance, Key Locks or Unlocks Latch Bolt, for Concealed V/R Exit Device, SC Kwy	173.00	165.00
ED8900LS-09-C-SC	F09 Storeroom, Night Latch, Key Retracts Latch Bolt, for Concealed V/R Exit Device, SC	173.00	-
ED8900LS-14-C	F14 Passage, Lever Operable, for Concealed V/R Exit Device	165.00	-

ED8900 Series Mechanical Trims, Pull Trims & Escutcheon Trims



ED8900P1 - Pull Trim
For Rim, SVR, LBR & 3PT



ED8900P2 - Pull Trim
For Rim, SVR, LBR & 3PT



ED8900P3 - Pull Trim
For Rim, SVR, LBR & 3PT



ED8900NP - Narrow Stile Pull Trim
For Rim, SVR, LBR & 3PT



ED8900T - Thumbpiece Trim
For Rim, SVR, LBR & 3PT



ED8900NE - Narrow Stile Lever Trim Escutcheon
For Rim, SVR, LBR & 3PT

TS Product #	Description	630	622	689
ED8900P1-01	F01 Cover, Exit only	-	-	59.00
ED8900P1-02	F02 Dummy, Pull Trim, Pull when Dogged	-	-	59.00
ED8900P1-09-SC	F09 Storeroom, Pull Trim, Night Latch, Key Retracts Latch Bolt, SC KwY	-	-	80.00
ED8900P2-01	F01 Cover, Exit only	-	-	95.00
ED8900P2-02	F02 Dummy, Pull Trim, Pull when Dogged	-	-	95.00
ED8900P2-09-SC	F09 Storeroom, Pull Trim, Night Latch, Key Retracts Latch Bolt, SC KwY	-	-	115.00
ED8900P3-02	F02 Dummy, Pull Trim, Pull when Dogged	-	-	83.00
ED8900P3-09-SC	F09 Storeroom, Pull Trim, Night Latch, Key Retracts Latch Bolt, SC KwY	-	-	102.00
ED8900T-02	F02 Dummy, Thumbpiece Trim, Pull when Dogged	277.00	217.00	-
ED8900T-08-SC	F08 Entrance, Thumbpiece Trim, Key Locks or Unlocks Latch Bolt, SC KwY	318.00	258.00	-
ED8900T-09-SC	F09 Storeroom, Thumbpiece Trim, Night Latch, Key Retracts Latch Bolt, SC KwY	318.00	258.00	-
ED8900T-14	F14 Passage, Thumbpiece Trim, Lever Operable	277.00	217.00	-
ED8900T-08-SFIC	F08 Entrance, Thumbpiece Trim, Key Locks or Unlocks Latch Bolt, SFIC	364.00	305.00	-
ED8900T-09-SFIC	F09 Storeroom, Thumbpiece Trim, Night Latch, Key Retracts Latch Bolt, SFIC	364.00	305.00	-
ED8900T-08-SLFIC	F08 Entrance, Thumbpiece Trim, Key Locks or Unlocks Latch Bolt, SLFIC	364.00	305.00	-
ED8900T-09-SLFIC	F09 Storeroom, Thumbpiece Trim, Night Latch, Key Retracts Latch Bolt, SLFIC	364.00	305.00	-
ED8900NE-02	F02 Dummy, Narrow Stile Escutcheon, Pull when Dogged	395.00	424.00	-
ED8900NE-08-R-SC	F08 Entrance, Narrow Stile Escutcheon, Key Locks or Unlocks Latch Bolt, SC KwY	436.00	465.00	-
ED8900NE-09-R-SC	F09 Storeroom, Narrow Stile Escutcheon, Night Latch, Key Retracts Latch Bolt, SC KwY	436.00	465.00	-
ED8900NE-14-R	F14 Passage, Narrow Stile Escutcheon, Lever Operable	395.00	424.00	-
ED8900NE-08-R-SC	F08 Entrance, Narrow Stile Escutcheon, Key Locks or Unlocks Latch Bolt, SC KwY	476.00	504.00	-
ED8900NE-09-M-SC	F09 Storeroom, Narrow Stile Escutcheon, Night Latch, Key Retracts Latch Bolt, SC KwY	476.00	504.00	-
ED8900NE-14-M	F14 Passage, Narrow Stile Escutcheon, Lever Operable	434.00	463.00	-
ED8900NE-08-C-SC	F08 Entrance, Narrow Stile Escutcheon, Key Locks or Unlocks Latch Bolt, SC KwY	491.00	519.00	-
ED8900NE-09-C-SC	F09 Storeroom, Narrow Stile Escutcheon, Night Latch, Key Retracts Latch Bolt, SC KwY	491.00	519.00	-
ED8900NE-14-C	F14 Passage, Narrow Stile Escutcheon, Lever Operable	450.00	478.00	-
ED8900NE-08-R-SFIC	F08 Entrance, Narrow Stile Escutcheon, Key Locks or Unlocks Latch Bolt, SFIC	483.00	512.00	-
ED8900NE-09-R-SFIC	F09 Storeroom, Narrow Stile Escutcheon, Night Latch, Key Retracts Latch Bolt, SFIC	483.00	512.00	-
ED8900NE-08-M-SFIC	F08 Entrance, Narrow Stile Escutcheon, Key Locks or Unlocks Latch Bolt, SFIC	523.00	551.00	-
ED8900NE-09-M-SFIC	F09 Storeroom, Narrow Stile Escutcheon, Night Latch, Key Retracts Latch Bolt, SFIC	523.00	551.00	-
ED8900NE-08-C-SFIC	F08 Entrance, Narrow Stile Escutcheon, Key Locks or Unlocks Latch Bolt, SFIC	537.00	566.00	-
ED8900NE-09-C-SFIC	F09 Storeroom, Narrow Stile Escutcheon, Night Latch, Key Retracts Latch Bolt, SFIC	537.00	566.00	-
ED8900NE-08-R-SLFIC	F08 Entrance, Narrow Stile Escutcheon, Key Locks or Unlocks Latch Bolt, SLFIC	483.00	512.00	-
ED8900NE-09-R-SLFIC	F09 Storeroom, Narrow Stile Escutcheon, Night Latch, Key Retracts Latch Bolt, SLFIC	483.00	512.00	-
ED8900NE-08-M-SLFIC	F08 Entrance, Narrow Stile Escutcheon, Key Locks or Unlocks Latch Bolt, SLFIC	523.00	551.00	-
ED8900NE-09-M-SLFIC	F09 Storeroom, Narrow Stile Escutcheon, Night Latch, Key Retracts Latch Bolt, SLFIC	523.00	551.00	-
ED8900NE-08-C-SLFIC	F08 Entrance, Narrow Stile Escutcheon, Key Locks or Unlocks Latch Bolt, SLFIC	537.00	566.00	-
ED8900NE-09-C-SLFIC	F09 Storeroom, Narrow Stile Escutcheon, Night Latch, Key Retracts Latch Bolt, SLFIC	537.00	566.00	-
ED8900NP-01	F01 Cover, Exit only	-	-	57.00
ED8900NP-02	F02 Dummy, Narrow Stile Pull Trim, Pull when Dogged	-	-	57.00
ED8900NP-09-SC	F09 Storeroom, Narrow Stile Pull Trim, Night Latch, Key Retracts Latch Bolt, SC KwY	-	-	76.00
Spindle for MTP	Spindle Pack for Mortise Type ESC. & Sectional Lever Trim	626 FINISH:	22.00	-
Spindle for CVR	Spindle Pack for Concealed Vertical Rod Type ESC. & Sectional Lever Trim	626 FINISH:	37.00	-

Heavy Duty Grade 1 Exit Devices, ED1000 Series

TS Product #	Description	613	630
ED1100-36	Rim Exit Device, for 36" Door	1640.00	1075.00
ED1100-48	Rim Exit Device, for 48" Door	1757.00	1244.00
ED1100F-36	Fire Rim Exit Device, for 36" Door	2040.00	1475.00
ED1100F-48	Fire Rim Exit Device, for 48" Door	2157.00	1644.00
ED1200-3684	Surface Vertical Rod Exit Device, for 36" x 84" Door	2319.00	1527.00
ED1200-4884	Surface Vertical Rod Exit Device, for 48" x 84" Door	2416.00	1697.00
ED1200F-3684	Surface Vertical Rod Fire Exit Device, for 36" x 84" Door	2719.00	1927.00
ED1200F-4884	Surface Vertical Rod Fire Exit Device, for 48" x 84" Door	2816.00	2097.00
ED1300-3684	Concealed Vertical Rod Exit Device, for 36" x 84" Door	2319.00	1527.00
ED1300-4884	Concealed Vertical Rod Exit Device, for 48" x 84" Door	N/A	1697.00
ED1300F-3684	Concealed Vertical Rod Fire Exit Device, for 36" x 84" Door	N/A	1927.00
ED1300F-4884	Concealed Vertical Rod Fire Exit Device, for 48"x 84" Door	N/A	2097.00
ED1400-36	Mortise Lock Exit Device, for 36" Door	N/A	1414.00
ED1400-48	Mortise Lock Exit Device, for 48" Door	N/A	1583.00
ED1400F-36	Mortise Lock Fire Exit Device, for 36" Door	N/A	1814.00
ED1400F-48	Mortise Lock Fire Exit Device, for 48" Door	N/A	1983.00
ED1500-3684*	Three Point Latching Exit Device, for 36" x 84" Door	N/A	1640.00
ED1500-4884*	Three Point Latching Exit Device, for 48" x 84" Door	N/A	2172.00
ED1500F-3684*	Three Point Latching Fire Exit Device, for 36" x 84" Door	N/A	2040.00
ED1500F-4884*	Three Point Latching Fire Exit Device, for 48" x 84" Door	N/A	2572.00

Electrified Heavy Duty Grade 1 Exit Devices, ED1000 Series

TS Product #	Description	No finish	630
ED1100-36-630-DE	Rim Exit Device, Delay Egress, 32D	-	6189.00
ED1100F-36-630-DE	Rim Fire Exit Device, Delay Egress, 32D	-	6589.00
ED1300-3684-630-DE	Concealed V. D.Exit Device,32D, Delay Egress	-	6793.00
ED1100-36-630-ELR	Rim Panic Exit Device, 32D, with ELR	-	2491.00
ED1100F-36-32D-ELR	Rim Fire Exit Device, 32D, with ELR	-	2891.00
ED1200-3684-630-ELR	Surface V.D. Exit Device, 32D, with ELR	-	2882.00
ED1300-3684-630-ELR	Concealed V. D.Exit Device,32D, with ELR	-	2882.00
ED1300-3696-630-ELR	Concealed V. D.Exit Device,32D, with ELR	-	3056.00
ED1300F-3684-630-ELR	Concealed V. D.Exit Device,32D, with ELR	-	3282.00
ED1500-36108-630-ELR	Three-Point Latching Device, 32D, with ELR	-	3316.00
ED1500-3684-32D-ELR	Three-Point Latching Device,32D, with ELR	-	2969.00
ED1500-4884-32D-ELR	Three-Point Latching Device,32D, with ELR	-	3142.00
ED1500F-3684-32D-ELR	Three-Point Latching Device, 32D, with ELR	-	3369.00
ED1200F-3684-32D-RX	Fire 1200 Mortise Lock Exit Device, 32D, RX	-	2625.00
ED1300-3684-630-RX	Concealed V. D.Exit Device,32D, RX	-	2395.00
ED1400-FSE-36-630	Mortise Lock Exit Device, Fail Secure, 24VDC, G1,Door Size 3' x 7', 630	-	2501.00
ED1400-36-630-RX	Mortise Lock Exit Device, 32D, RX	-	2282.00
ED1400F-36-32D-RX	Fire 1400 Mortise Lock Exit Device, 32D, RX	-	2682.00
ED-1300-RX-LM ASSY	Kit includes Screws packs for Exit Device with RX LM Function	868.00	-
ED PS101-2	Power Supply, Two (2) Zone Controller Board	2526.00	-
PS101	Power Supply, 120VAC	2196.00	-
PS101-FA	Power supply, PS101-FA, with free alarm board	2682.00	-
PS102	POWER SUPPLY VOLTAGE INPUT 240VAC	2196.00	-
EPT-1	Power Transfer w/Steel Housing and Flexible Tube	178.00	-

Note: Items with * will be available upon request only, with longer lead times.

Optional Outside Trims for Grade 1 ED1000 Series Exit Devices

TS Product #	Description	630	
Thumbpiece Trim			
ED201*	Exit only, F01 Function		181.00
ED202	Dummy Pull only, F02 Function		339.00
ED203R	Night Latch (Key Retracts Latch Bolt), F03 Function, Less Cylinder		339.00
ED203M*	Night Latch (Key Retracts Latch Bolt), F03 Function, Mortise, Less Cylinder		339.00
ED205R	Key Locks or Unlocks Latchbolt, F05 Function, Less Cylinder		462.00
ED205M*	Key Locks or Unlocks Latchbolt, F05 Function, Mortise, Less Cylinder		462.00
ED215R*	Thumbpiece Always Active, F15 Function		462.00
ED215M*	Thumbpiece Always Active, F15 Function, Mortise		462.00
Escutcheon Trim			
ED302	Dummy Pull only, F02 Function	613	626
ED308R	Key Locks or Unlocks Latch Bolt, F08/10 Function, Less Cylinder	1075.00	735.00
ED308M	Key Locks or Unlocks Latch Bolt, F08/10 Function, Mortise, Less Cylinder	1188.00	848.00
ED309R	Key Retract Latch Bolt, F09 Function, Less Cylinder	N/A	848.00
ED309M	Key Retract Latch Bolt, F09 Function, Mortise, Less Cylinder	1188.00	735.00
ED314R	Lever/Knob Always Operable, F14 Function	N/A	735.00
ED314M	Lever/Knob Always Operable, F14 Function, Mortise	1098.00	792.00
Electrified Trims			
ED309R-E12-FSE	Electrified Exit Device Trim, 12VDC, Fail Secure, 309R, Less Cylinder	N/A	613
ED309R-E24-FSE	Electrified Exit Device Trim, 24VDC, Fail Secure, 309R, Less Cylinder	N/A	626
ED309R-E12-FS	Electrified Exit Device Trim, 12VDC, Fail Safe, 309R, Less Cylinder	N/A	1717.00
ED309R-E24-FS	Electrified Exit Device Trim, 24VDC, Fail Safe, 309R, Less Cylinder	N/A	1717.00

Optional Mullions for Grade 1 Exit Devices

Mullion	Description	AL
ED170-8-689	Keyed Removable Mullion 8', AL, with 1-1/8" Mortise Cylinder with Cam	2144.00
EDF170-8-689	Fire Rated Keyed Removable Mullion 8', AL, with 1-1/8" Mortise Cylinder with Cam	2569.00
ED270-8-689	Non-Keyed Mullion 8', AL	1623.00
EDF270-8-689	Fire Rated Non-Keyed Mullion 8', AL	1944.00

Optional Alarm Kits for Grade 1 Exit Devices

Alarm Kit	Description	613	630
ED1000-36-xx-Alarm	Alarm Kit for ED1100/1200/1300/1400/1500 for 36" exit device's	1198.00	1098.00
ED1000-48-xx-Alarm	Alarm Kit for ED1100/1200/1300/1400/1500 for 48" exit device's	1248.00	1148.00

Note: Items with * will be available upon request only, with longer lead times.

Optional Extension Rod's and Strikes for ED1000 Series Grade 1 Exit Devices

TS Product #	Description	No Finish
<i>Rim Device Strikes</i>		
ED 136 Rim Strike		57.00
ED 106 Rim Strike	For RIM / SVR / 3PT top strike, Panic Application	60.00
ED 108 Rim Strike	For double door RIM / 3PT use with F170/ F270 mullion, Panic and Fire Application	143.00
<i>Vertical Rod Device Strikes</i>		
ED 215 Top Strike	For flush transom SVR / 3PT, Panic and Fire Application	35.00
ED 216 Top Strike	For CVR, Panic and Fire Application	51.00
ED 225 Bottom Strike (Flat)	Optional for SVR / CVR / 3PT round slide bolt, Panic and Fire Application	24.00
ED 226 Bottom Strike (Flat)	Optional for SVR / CVR / 3PT round slide bolt, Panic and Fire Application	20.00
ED 224 Bottom Strike	Standard furnished for SVR / CVR / 3PT, Panic and Fire Application	33.00
ED 227 Bottom Strike	Optional for SVR / 3PT, Panic and Fire Application	98.00

Optional Top/Bottom Rod for Grade 1 Exit Devices

TS Product #	Description	613	630
<i>Extension Rod</i>			
ED1200 Extension Rod	24" Extension Rod for Surface Vertical Rod Exit Device, for 8' door height	-	86.00
ED1300 Extension Rod	23-7/8" Extension Rod for Concealed Vertical Rod Exit Device, for 8' door height	-	86.00
<i>Top Rod</i>			
ED 616823-020	For ED1200/ED1500 (SVR/3PT) of 7' Door Height, 36-1/8" Length	-	177.00
ED 616823-030	For ED1200/ED1500 (SVR/3PT) of 8' Door Height, 48-1/8" Length	-	118.00
ED 616823-040	Add to ED 616823-030 for 10' Door Height, 24" Length	-	115.00
<i>Bottom Rod</i>			
ED 616823-010	For ED1200/ED1500 (SVR/3PT), 31-7/8" Length	197.00	463.00

CYLINDER DOGGING

TS Product #	Description	630
ED CYLINDER DOGGING-36"	Cylinder Dogging Kit, for 36" only	104.00
ED CYLINDER DOGGING-48"	Cylinder Dogging Kit for 48" only	174.00

Heavy Duty Grade 2 Exit Devices

TS Product #	Description	AL	630
TS5000-36	Rim Exit Device, for 36" Door	247.00	375.00
TS5000-48	Rim Exit Device, for 48" Door	265.00	407.00
TS8000-36	Fire Rim Exit Device, for 36" Door	291.00	415.00
TS8000-48	Fire Rim Exit Device, for 48" Door	307.00	431.00
TS5100-3684	Surface Vertical Rod Exit Device, for 36" Door	394.00	553.00
TS5100-3696	Surface Vertical Rod Exit Device, for 36" x 96" Door	386.00	527.00
TS5100-4896	Surface Vertical Rod Exit Device, for 48" Door	419.00	594.00
TS8100-3684	Surface Vertical Rod Fire Exit Device, for 36" Door	463.00	626.00
TS8100-3684LBR	Surface Vertical Rod Fire Exit Device, for 36" Door, Less Bottom Rod with Auxiliary Fire Latch	N/A	589.00
TS8100-3696	Surface Vertical Rod Fire Exit Device, for 36" x 96" Door	448.00	589.00
TS8100-4896	Surface Vertical Rod Fire Exit Device, for 48" Door	504.00	659.00


Optional Outside Trims for Grade 2 Exit Devices




TS Product #	Description	626
TL8000L	Entrance ANSI Function 08	144.00
TL8000L-IC	Entrance ANSI Function 08, IC	138.00
TL8000S	Storeroom ANSI Function 04	144.00
TL8000P	Passage ANSI Function 01	134.00
TLESC-00	Escutcheon Lever Trim Entrance ANSI Function 08, Clutch Freewheeling	196.00
TLESC-05	Escutcheon Lever Trim Storeroom ANSI Function 04, Clutch Freewheeling	196.00
TLESC-30	Escutcheon Lever Trim Passage ANSI Function 01, Clutch Freewheeling	153.00


HINGES - STEEL Base Metal

Commercial Hinges


TH179 Standard Weight 5 Knuckle Plain Bearing 	Finish	4 x 4 (R)	4.5 x 4	4.5 x 4.5	5 x 4.5
	P	-	-	10.00	16.00
	605	-	13.00	14.00	19.00
	622	-	12.00	13.00	18.00
	626	10.00	10.00	12.00	17.00

THBB179 Standard Weight 5 Knuckle Ball Bearing 	Finish	4 x 4 (R)	4.5 x 4	4.5 x 4.5	5 x 4.5
	P	-	-	12.00	17.00
	605	-	14.00	16.00	22.00
	622	-	-	14.00	19.00
	626	12.00	12.00	-	19.00

THBB179 NRP Standard Weight 5 Knuckle Ball Bearing, NRP	Finish	4 x 4	4.5 x 4	4.5 x 4.5	5 x 4.5
	626	-	-	17.00	-

THBB168 Heavy Weight 5 Knuckle Ball Bearing 	Finish	4 x 4	4.5 x 4	4.5 x 4.5	5 x 4.5
	P	-	29.00	31.00	35.00
	605	-	33.00	35.00	40.00
	622	-	33.00	33.00	-
	626	-	31.00	32.00	-



THBB168 NRP Heavy Weight 5 Knuckle Ball Bearing, NRP	Finish	4 x 4	4.5 x 4	4.5 x 4.5	5 x 4.5
	626	-	-	34.00	-

THSP179 Standard Weight Spring 	Finish	4 x 4	4.5 x 4	4.5 x 4.5	5 x 4.5
	P	-	-	21.00	-
	605	-	-	25.00	-
	606	-	-	25.00	-
	622	-	-	25.00	-
	619	-	-	25.00	-
	620	-	-	-	-
	625	-	-	-	-
	626	-	-	-	-



Note: Models with no pricing might be available upon request. Please contact factory about availability.

THCB168 Heavy Weight 3 Knuckle Concealed Ball Bearing	Finish	4 x 4	4.5 x 4	4.5 x 4.5	5 x 4.5
	622	-	-	24.00	-
THCB179 Standard Weight 3 Knuckle Concealed Ball Bearing	Finish	4 x 4	4.5 x 4	4.5 x 4.5	5 x 4.5
	622	-	-	22.00	-
THCP179 Standard Weight 3 Knuckle Concealed Plain Bearing	Finish	4 x 4	4.5 x 4	4.5 x 4.5	5 x 4.5
	622	-	-	16.00	-

HINGES - BRASS Base Metal
Commercial Hinges

THBB179BR Standard Weight 3 Knuckle Plain Bearing		Finish	4 x 4	4.5 x 4	4.5 x 4.5	5 x 4.5
		622	-	-	-	-
		626	-	-	70.00	-
THBB168BR Heavy Weight 5 Knuckle Ball Bearing		Finish	4 x 4	4.5 x 4	4.5 x 4.5	5 x 4.5
		605	-	-	62.00	-
		622	-	-	101.00	-
		626	-	-	101.00	-

HINGES - STAINLESS STEEL Base Metal

THBB179SS Standard Weight 5 Knuckle 2 Ball Bearing		Finish	4 x 4	4.5 x 4	4.5 x 4.5	5 x 4.5
		630	-	34.00	38.00	44.00
THBB179SS NRP Standard Weight 5 Knuckle 2 Ball Bearing, Non-Removable Pin		Finish	4 x 4	4.5 x 4	4.5 x 4.5	5 x 4.5
		630	-	-	44.00	-
THBB168SS Heavy Weight 5 Knuckle Ball Bearing		Finish	4 x 4	4.5 x 4	4.5 x 4.5	5 x 4.5
		630	-	-	56.00	-
THBB168SS NRP Heavy Weight 5 Knuckle Ball Bearing, Non-Removable Pin		Finish	4 x 4	4.5 x 4	4.5 x 4.5	5 x 4.5
		630	-	-	63.00	69.00


Note: Models with no pricing might be available upon request. Please contact factory about availability.


EXTRA HEAVY DUTY HINGES

MX 7001A Heavy Duty Hinges with Hospital Tip 	Finish		4.5 x 4.5	
	630			97.00

MX 8001A Heavy Duty Hinges with Hospital Tip 	Finish		4.5 x 4.5	
	630			72.00

ELECTRIFIED HINGES

XTHBB179 NRP Standard Weight 5 Knuckle Ball Bearing, Electrified, Non-Removable Pin 	Finish		4.5 x 4.5	
	626			299.00

XTHBB168 NRP Heavy Weight 5 Knuckle Ball Bearing Electrified, Non-Removable Pin 	Finish		4.5 x 4.5	
	626			354.00

Note: Models with no pricing might be available upon request. Please contact factory about availability.

General Hardware



Stops and Holders

TS Product #	Description	625	629	626	630
1. TSH446	Low Dome Stop	N/A	\$15.00	\$15.00	\$15.00
2. TSH438	High Dome Stop	\$15.00	\$15.00	\$15.00	\$15.00
3. TSH 438H	Stop with 1/2"	N/A	N/A	\$15.00	N/A
4. TSH 401	Concave Wall Stop	N/A	\$7.00	N/A	\$7.00
5. TSH 406	Convex Wall Stop	N/A	N/A	N/A	\$7.00

TS Product #	Description	AL
TGD 900W-S	Magnetic Door Holder, 24V	\$216.00

Door Guards

TS Product #	Description	625,626
TDG 129	Door Guard with Buffers	\$31.00

Viewers




TS Product #	Description	619,625,626
TDV 3315	UL Listed with 200 degree Viewing - Polished Glass Lenses, Door thicknesses 1.38"~2.25"	\$15.00
TDV 3316	Viewer with 200 degree Viewing - Polished Glass Lenses, Door thicknesses 1.04"~1.81"	\$15.00

Heavy Duty Roller Catch



TS Product #	Description	625,626
TH 502	Heavy Duty Roller Catch - Solid Brass, with Strike Plate and screws	\$28.00

Dust Proof Strike



TS Product #	Description	626
TDPS 280	Dust Proof Strike	\$25.00

General Hardware



1

2

3

4

5

Flush Bolts

TS Product #	Description	626	619	622	630
1. TFB 197SB	Manual Flush Bolt for Metal Door - Brass Forged, Single	\$36.00	\$36.00	\$36.00	N/A
2. TFB 297W	Manual Flush Bolt for Wood Door, Single	\$66.00	N/A	\$66.00	N/A
3. TFBA 291M	Auto Flush Bolt for Metal Door, Pair	\$173.00	N/A	N/A	\$173.00
4. TFBA 291W	Auto Flush Bolt for Wood Door, Pair	\$173.00	N/A	N/A	\$173.00
5. TFL001	Auxiliary Fire Latch	N/A	N/A	N/A	\$69.00

Coordinator and Accessories



TS Product #	Description	AL
TCOR-42	Fire Door Coordinators, 42", Alum	\$165.00
TCOR-52	Fire Door Coordinators, 52", Alum	\$186.00
TCOR-60	Fire Door Coordinators, 60", Alum	\$196.00
TFCOR-18	Coordinator Filler Bar, 18-5/8", Alum	\$19.00
TFCOR-32	Coordinator Filler Bar, 32", Alum	\$33.00
TFCOR-42	Coordinator Filler Bar, 42-5/8", Alum	\$43.00

Kick Plates



TS Product #	Description	630
TS1034	10" x 34" Kick Plate	\$118.00

Push and Pulls



TS Product #	Description	630
TSP3515	3.5" X 15" Push Plate	\$28.00
TSP4016	4" x 16" Push Plate	\$31.00
TSP3515R	3.5" X 15" Plate with Round Pulls	\$71.00
TSP4016R	4" x 16" Plate with Round Pulls	\$71.00

Note: Finishes with no pricing might be available upon request. Please contact factory about availability.

All products in this section are stocked and must be ordered in case quantities.

CDC Grade 1 Cylindrical (Sentinel / Quest / Gala)		Functions	QTY per case	Weight	List price per case
CDC-75 (626)		Passage	6	30 lbs.	1,164.00
CDC-76 (626)		Privacy	6	30 lbs.	1,392.00
CDC-84 (626)		Classroom	6	30 lbs.	1,656.00
CDC-86 (626)		Storeroom	6	30 lbs.	1,464.00
CDC-109 (626)		Entry	6	30 lbs.	1,464.00
CDC-75 (622)		Passage	6	30 lbs.	1,230.00
CDC-76 (622)		Privacy	6	30 lbs.	1,464.00
CDC-84 (622)		Classroom	6	30 lbs.	1,716.00
CDC-86 (622)		Storeroom	6	30 lbs.	1,536.00
CDC-109 (622)		Entry	6	30 lbs.	1,536.00
CSRC Grade 2 Cylindrical (Sentinel / Quest / Gala)		Functions	QTY per case	Weight	List price per case
CSRC-75 (626)		Passage	6	30 lbs.	576.00
CSRC-76 (626)		Privacy	6	30 lbs.	582.00
CSRC-84 (626)		Classroom	6	30 lbs.	678.00
CSRC-86 (626)		Storeroom	6	30 lbs.	678.00
CSRC-109 (626)		Entry	6	30 lbs.	678.00
CSRC-75 (622)		Passage	6	30 lbs.	624.00
CSRC-76 (622)		Privacy	6	30 lbs.	660.00
CSRC-84 (622)		Classroom	6	30 lbs.	768.00
CSRC-86 (622)		Storeroom	6	30 lbs.	768.00
CSRC-109 (622)		Entry	6	30 lbs.	768.00
TDC40- Heavy Duty Commercial Closer		Description	QTY per case	Weight	List price per case
TDC40 (AL, DU)		Regular Arm	4	49 lbs.	1,172.00
TDC40HOA (AL, DU)		Hold Open Arm	3	43 lbs.	1,086.00
TDC40CUSH (AL, DU)		Cush Arm	3	44 lbs.	1,107.00
TDC40HCUSH (AL, DU)		Hold Open Cush Arm	3	44 lbs.	1,137.00
TDC40EDA (AL, DU)		Extra Duty Arm	4	57 lbs.	1,260.00
TDC85- Heavy Duty Commercial Closer		Description	QTY per case	Weight	List price per case
TDC85 (AL, DU)		Regular Arm	6	45 lbs.	1,044.00
TDC85HOA (AL, DU)		Hold Open Arm	6	45 lbs.	1,380.00
TDC85CUSH (AL, DU)		Cush Arm	4	42 lbs.	956.00
TDC85HCUSH (AL, DU)		Hold Open Cush Arm	4	46 lbs.	1,028.00
TDC70- Standard Duty Commercial Closer		Description	QTY per case	Weight	List price per case
TDC70 (AL, DU)		Regular Arm	2	51 lbs.	996.00
TDC70HOA (AL, DU)		Hold Open Arm	3	35 lbs.	1,332.00
TDC70CUSH (AL, DU)		Cush Arm	3	33 lbs.	1,428.00
TDC70HCUSH (AL, DU)		Hold Open Cush Arm	3	37 lbs.	1,494.00
ED9700 Grade 1 Exit Devices		Description	QTY per case	Weight	List price per case
ED9700 36" (630)		Rim Exit Device, 36"	4	52 lbs.	3,456.00
EF9700 36" (630)		Rim Fire Exit Device, 36"	4	54 lbs.	3,900.00
ED9700 48" (630)		Rim Exit Device, 48"	4	63 lbs.	3,768.00
EF9700 48" (630)		Rim Fire Exit Device, 48"	4	65 lbs.	4,016.00
ED9727 3684" (630)		Surface V/R Exit Device, 36"x84"	4	41 lbs.	4,432.00
EF9727 3684" (630)		Surface V/R Fire Exit Device, 36"x84"	4	43 lbs.	4,732.00
ED9727 4884" (630)		Surface V/R Exit Device, 48"x84"	4	66 lbs.	4,748.00
EF9727 4884" (630)		Surface V/R Fire Exit Device, 48"x84"	4	68 lbs.	5,044.00

Townsteel Incorporated

TERMS AND CONDITIONS OF SALE

1. Sale. As used herein, the term "Seller" shall mean TownSteel Incorporated and "Buyer" shall mean the party issuing a purchase order for or otherwise acquiring goods to be supplied by Seller. The Terms and Conditions of Sale contained herein shall apply to all quotations made and purchase orders entered by Seller. These Terms and Conditions of Sale constitute an offer by Seller to sell products (the "Products") pursuant to the terms and conditions stated herein. THIS OFFER IS EXPRESSLY CONDITIONED ON ACCEPTANCE WITHOUT ADDITION OR ALTERATION. SELLER HEREBY PROVIDES NOTICE THAT IT OBJECTS TO ANY ADDITIONAL OR DIFFERENT TERMS PROPOSED IN ANY INSTRUMENT REQUESTING OR CONFIRMING THIS OFFER OF SALE BY OR ON BEHALF OF BUYER. These Terms and Conditions supersede any provisions, terms and conditions contained on any confirmation, purchase order or other writing the Buyer may give or receive, and the rights of the parties shall be governed exclusively by these Terms and Conditions. No contrary, additional, or different provisions, terms or conditions shall be binding on the seller. All orders placed by Buyer are subject to acceptance by Seller. Orders may not be cancelled or rescheduled without Seller's written consent. All orders must identify the products, unit quantities, part numbers, applicable prices and requested delivery dates of the Products being purchased.

2. Prices; Payment; Setoff. Unless otherwise provided in writing by Seller, all prices quoted (i) are F.O.B. Seller's facility in City of Industry, California, or other location specified by Seller; (ii) are based on the quantities specified for delivery; (iii) shall automatically expire sixty (60) calendar days following the quotation date; and (iv) are subject to termination by Seller within such period. Such prices are subject to increase by Seller for (i) any order change made by Buyer and approved by Seller, (ii) with respect to multiple orders pursuant to a single purchase order, for any order confirmed after a general price increase made by Seller, and (iii) orders requiring special inspection, special packaging, handling and/or certification. In addition, unless otherwise provided in a written quotation or invoice, payment terms shall be Net 30 days or whatever approved by seller and interest shall accrue on all past due invoice amounts at the rate of 1.5% per month (or the maximum amount permitted by applicable law, whichever is lower), and be calculated starting from the fifteenth (15) day of invoice due date. Failure to timely pay any Seller invoice shall cause all subsequent invoices to become immediately due and payable. Seller may set off any amount due from Buyer, whether or not under this agreement, against any amount which may become due to Buyer hereunder. In the event of default by Buyer, Seller shall be entitled to costs, fees, and expenses, including but not limited to recovery of attorney fees, court costs and fees, and collections costs.

3. Shipment; Risk of Loss; Title. Unless otherwise agreed to in writing by the parties, deliveries of the goods shall be F.O.B. Seller's facility in City of Industry, California, or other location specified by Seller. Seller shall not be obligated to accept Product orders totaling less than \$100.00. For order less than \$300, a \$30 processing charge will be added. Seller shall use its reasonable efforts to place the goods in the possession of a carrier and to make a contract for their transportation as may be reasonable, having regard for the nature of the goods and generally accepted commercial standards. Buyer shall be responsible for and pay all expenses paid or incurred by Seller in delivering the goods. Buyer shall be responsible for insuring the goods during shipment. Risk of loss of the goods shall pass to Buyer at the time the goods are tendered to such carrier. Seller is not responsible for any items lost or damaged during the course of shipment. Buyer is responsible for inspection of the shipment(s) for damages before signing for shipment. Buyer is to note of any visible damage on the delivery ticket on the copy to the Carrier and contact both the Carrier and Seller immediately.

4. Acceptance; Adjustments. All Products sold by Seller hereunder shall be deemed correct and acceptable by Buyer unless within ten (10) days following Buyer's receipt of the Product, Buyer notifies Seller in writing of any claim that such Products are damaged or defective. Any claims for shortages or invoice discrepancies must be made to Seller in writing within ten (10) days following the invoice date to qualify for an adjustment. Claims for loss or damage because of shipment must include a copy of the delivery receipt that lists such damage, signed by the delivery driver. The Buyer must give notice of any claim within 10 days from the date of delivery. Failure to meet the 10 days will constitute an unconditional acceptance of the products and a waiver by the Buyer of all claims with respect to the products.

5. Warranties and Remedies. Seller warrants that all its products are free from defects in workmanship and material under normal use and service as shown in the Warranty document. Inspection will be made by the Buyer at the time and place of delivery. Seller will, at its option, repair or replace defective products with no charge for parts or labor, provided said products are returned to Seller at 17901 Railroad Street, City of Industry, CA 91748, freight prepaid, accompanied by Seller-provided RMA number, proof of purchase with date and a written notice which includes Buyer's name, address, telephone number, email address, item No. and a brief description of the defect or problem. Refer to the RMA Policy for additional information. Seller is not responsible for defects or damages which occur from improper installation, maintenance and storage, shipping and handling, ordinary wear and tear, misuse, abuse, accident, unauthorized service, work done by others, consequential damages, or use of Seller's products with unauthorized non-Seller's parts.

6. Cancellation. Seller may designate certain Products and Services as non-cancelable and the sale of such Products shall be subject to any special terms and conditions contained in Seller's Proforma Invoice which shall prevail and supersede any inconsistent terms and conditions contained herein or elsewhere. Buyer shall be liable to Seller for any and all costs and expenses incurred by Seller (including, without limitation, reasonable attorney's fees) in connection with Seller's collection of any past due invoice amounts. In the event that Buyer cancels any order placed (in whole or in part) without Seller's consent, Buyer shall be liable to Seller for reasonable cancellation charges, which shall include, but not be limited to, all costs and expenses incurred by Seller in preparing to fulfill such order.

Cancellations will be accepted only upon receipt of written notice from Buyer and acceptance by Seller. Buyer shall incur a restocking charge of twenty five percent (25%) of the total invoice for any order cancelled more than three (3) calendar days after initially placed with Seller.

7. Returns. Seller may designate certain Products and Services as non-returnable and the sale of such Products shall be subject to any special terms and conditions contained in Seller's Proforma Invoice, which shall prevail and supersede any inconsistent terms and conditions contained herein or elsewhere. No merchandise shall be accepted for credit unless the return has been previously authorized by Seller in writing and Buyer returns the Products in original condition and packaging along with a copy of Seller's authorization for such return. Returns shall be accepted within ninety (90) days after receiving the product, Buyer shall incur a restocking charge of twenty-five percent (25%) of the total invoice for any order returned. Any credit issued pursuant to the terms herein shall be applied to Buyer's future Product orders. Seller shall not be obligated to issue any refund to Buyer.

8. Security Interest. Buyer hereby grants to Seller a purchase money security interest in all Products covered hereby as security for payment of all amounts due hereunder. Buyer agrees that Seller may take any actions reasonably necessary to perfect, preserve, and protect the security interest created hereby. The Seller shall have all of the remedies of a secured creditor under the Uniform Commercial Code or similar law of the country, kingdom, territory or principality in which Buyer is resident or to which the Products are shipped.

9. Option to Accelerate. Upon written notice to Buyer, Seller shall have the right to demand immediate payment of amounts due hereunder when Seller believes in good faith that the prospect or payment or performance by Buyer hereunder is impaired. The acceptance of Products by Buyer shall constitute an express representation that Buyer is not then insolvent within the meaning of Title 11, United States Code, or similar federal or state law or similar law of any foreign government.

10. Taxes. Any tax, duty, custom, impost or other fee of any nature imposed upon this transaction by any Federal, State, local or foreign governmental authority shall be paid by Buyer in addition to the price quoted or invoiced. In the event Seller is required to prepay any such tax, Buyer will promptly reimburse Seller for same. Buyer agrees to indemnify and hold Seller harmless for any liability for tax in connection with the sale, as well as the collection or withholding thereof, including penalties and interest thereon.

11. Contingencies. Seller will make reasonable efforts to fulfill orders; however, Seller will not be liable for any delay in performance or nonperformance on the part of Seller, directly or indirectly caused by fire, explosion, accidents, flood, labor trouble or shortage, war, act or regulation of any government, inability to obtain suitable material, equipment, fuel, power or transportation, or act of God; arising from contingencies, happenings or causes beyond the reasonable control of Seller. Quantities so affected by any such circumstances may be reduced by Seller without liability, but this agreement shall otherwise remain unaffected.

12. Default; Modification; Suspension. Cancellation, modification, suspension, or delay in shipment of Buyer's order shall not be accepted on terms which will not fully indemnify and reimburse Seller against loss; such indemnity to include recovery of all direct costs incurred and a normal profit.

13. Credit Approval. Shipments, deliveries, and performances of work shall at all times be subject to the approval of the Seller's credit department. Seller may at any time decline to make any shipment or delivery or perform any work except upon receipt of payment in advance or upon such other payment terms as are acceptable to Seller's credit department.

14. Waiver. No claim or right arising out of a breach of any agreement to purchase Products by Buyer may be discharged in whole or in part by a waiver or renunciation of the claim or right by Seller unless supported by consideration and in writing signed by Seller. No waiver of a breach shall operate or be construed as a waiver of any subsequent breach.

15. Assignment. Buyer shall not assign or transfer any of its rights or obligations hereunder without Seller's prior written consent.

16. Governing Law; Venue. The contract made by acceptance of this/all offer(s) shall be deemed made in the State of California and shall be governed by and construed in accordance with the laws of that state, without regard or giving effect to its principles of conflicts of laws principles, as if fully performed in California. In addition, Buyer agrees that any and all disputes arising out of or in connection with such contract shall be resolved exclusively in the state and/or federal courts located within the State of California, which shall have exclusive jurisdiction.

17. Entire Agreement. Upon acceptance by Buyer with signature on Credit Application or credit card authorization, these terms and conditions shall contain the entire agreement of the parties regarding the subject matter hereof and shall supersede any and all purchase orders, bills of lading, invoices, letters of intent, agreements, understandings and negotiations regarding same. Any change affecting these Terms and Conditions of Sale must be approved in writing by Seller.

18. Severability. If any provision, clause or part of these Terms and Conditions or any agreement between the Buyer and Seller, or the application thereof is held invalid, the remainder of any such agreement, or the application of such provision, clause or part under other circumstances shall not be affected thereby.

19. Binding Effect. These Terms and Conditions shall be binding and inure to the benefit of the parties hereto, their successors and assigns, or other legal representatives.

20. Miscellaneous. When paying by credit card a 2% processing fee will be added to the invoice at time of payment. Orders will be considered complete when shipped within 10% over or under order quantities unless otherwise specified on customer orders. Prepaid transportation charges will be shown as a separate invoice item. All tools remain the property of TownSteel.